

WisDOT Freight Activities

Donna Brown-Martin

Bureau of Planning and Economic Development

SEWRPC EJ Task Force

December 8, 2015



Overview of presentation

- ▶ Wisconsin State Freight Plan
 - Importance of Freight
 - Freight Transportation Assets in Wisconsin
 - Timeline for Input
- ▶ Freight Advisory Committee
 - Overview
- ▶ Contacts and Questions



State Freight Plan

Purpose & Overview

- Provide a vision for multimodal freight transportation.
- Position the state to be competitive in the global marketplace by ensuring critical connections to national freight systems remain efficient—or become more efficient.
- Highlight investment strategies that balance the need to move goods with the duty to maximize safety and efficiency on all of our transportation networks.



State Freight Plan

▶ Key Themes

- Link transportation investments to economic development activities.
- Place Wisconsin within a national and global context.
- Reflect the interests of a wide array of freight stakeholders.
- Implement at all levels: planning, programming, and project development.
- Measure performance.

▶ Planning Efforts

- Establish policies that support multimodal freight options & opportunities.
- Build on freight policies in *Connections 2030* and other modal plans.
- Involve and engage the public.



State Freight Plan

Anticipated Content

- ▶ Economic Context of Wisconsin's Freight Transportation Systems
- ▶ State Transportation Assets
- ▶ Condition of the Freight Transportation Systems
- ▶ Freight Operations, Safety, and Security
- ▶ Overview of Trends, Needs, and Issues
- ▶ Strengths and Challenges of the Freight Transportation Systems



WisDOT SE Region Top 10 Commodities by Tonnage - 2013

Commodity	Total Tons	Total Value
Gravel or Sand	5,093,211	\$ 37,148,739
Petroleum Refining Products	2,405,019	\$ 2,637,007,135
Warehouse & Distribution Center	2,196,716	\$ 2,708,326,116
Broken Stone or Riprap	1,975,426	\$ 16,742,664
Grain	1,886,648	\$ 416,728,348
Chem or Fertilizer Miner Crude	1,231,734	\$ 99,641,751
Misc Waste or Scrap	1,080,470	\$ 278,394,568
Specialty Cleaning Preparations	856,679	\$ 1,505,752,974
Ready-mix Concrete, Wet	799,176	\$ 57,732,334
Malt Liquors	661,351	\$ 689,151,560

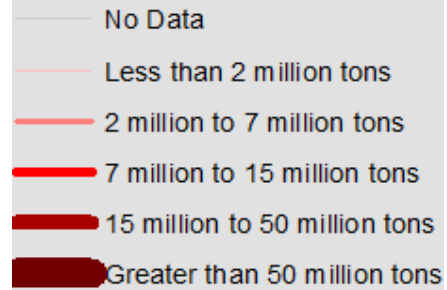


WisDOT SE Region Commodity Flow (Tons) by Mode Summary - 2013

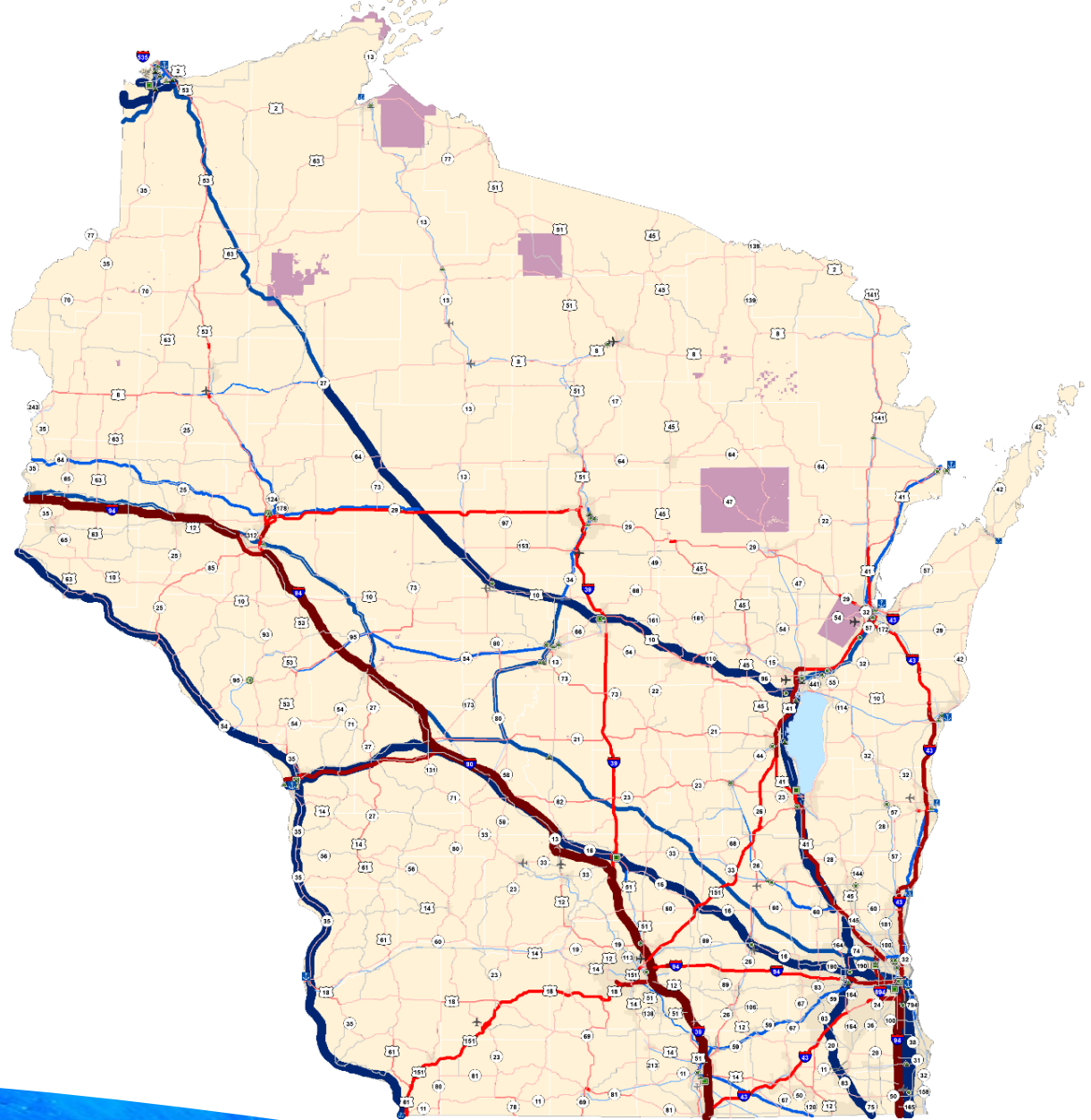
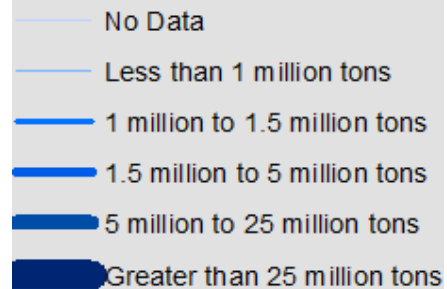
	Rail	Truck	Water	Air	Other	TOTAL
Outbound	1,659,473	31,400,403	8,714	40,861	1,901	33,111,352
Inbound	10,177,276	34,024,178	2,826,814	38,135	538	47,066,941
Within WI	18,652	14,840,877	719	-	-	14,860,248



Highway Freight- Total Tonnage:



Rail Freight- Total Tonnage



Importance of Input

- ▶ Establishing policies that are intended to have a positive statewide impact
- ▶ Fully understand the challenges faced throughout the state
- ▶ Make recommendations that result in the highest level of positive benefits



Questions from WisDOT

- ▶ What freight plan topics should we add to future presentations?
- ▶ What is the most effective way to discuss the draft plan and receive input?
- ▶ What are the best opportunities to give presentations on the draft freight plan in the near future?
- ▶ What are the most effective ways to deliver information and materials about the draft freight plan?



Timeline for Input

- ▶ Right Now
 - Issue Identification, leading to development of freight plan policies
- ▶ March-April 2016
 - Review of pre-draft plan materials
- ▶ August-September 2016
 - Public and EJ-focused meetings on draft plan
- ▶ November 2016
 - Public hearings on final draft plan



State Freight Plan

Public Involvement

- ▶ The department will follow the Public Involvement Plan to ensure broad-based public participation during plan development
- ▶ Comments are encouraged throughout the process
- ▶ <http://wisconsindot.gov/Pages/projects/sfp/default.aspx>
- ▶ Public meetings to be held August-September 2016
- ▶ Please let us know if you have meetings, conferences, events, etc.



Freight Advisory Committee

Overview – Purpose and Goals

Provide input on policies, processes, and projects that facilitate and enhance:

- Reliable, safe, and efficient movement of freight—statewide, nationally and globally.
- Project decision-making and delivery processes.
- Connectivity between the various modes of transportation.
- Connectivity between state and local transportation systems.
- Connectivity between private and public sectors.



Contacts

- ▶ Ken Brotheridge, Freight Program Officer
 - Kenneth.brotheridge@dot.wi.gov
 - 608-266-9476

- ▶ Jesse Patchak, Chief of Economic Development
 - Jesse.patchak@dot.wi.gov
 - 608-266-9910



- ▶ **Mail:** Wisconsin State Freight Plan
Room 901
PO Box 7913
Madison, WI 53707-7913
- ▶ **Phone:** 608-266-9476
- ▶ **Email:** bop.dtim@dot.wi.gov
- ▶ **Online:** <http://wisconsindot.gov/Pages/projects/sfp/default.aspx>

