



Overview of Chapter VII, "Demographic and Economic Characteristics"



Environmental Justice Task Force

May 12, 2011



Chapter VII – Demographic and Economic Characteristics

Part 1: Demographic Characteristics

- Population
- Households

Part 2: Economic Characteristics

- Jobs

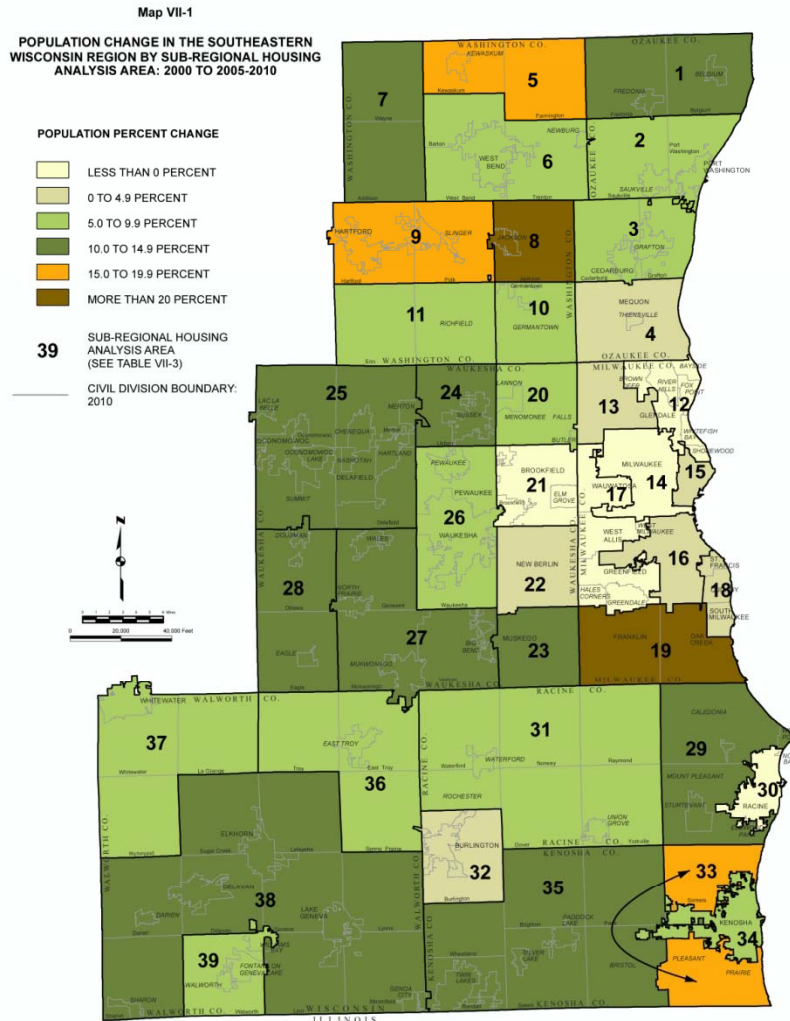


Population Characteristics

- The Region's population was 2,019,970 persons in 2010. About 36 percent of the State's population lives in the Region
- The Region's population is projected to increase by about 13 percent to 2,278,602 residents, by 2035
- Milwaukee County remained the Region's most populous county, with about 47 percent of the Region's population. Milwaukee County's population grew by about 1 percent between 2000 and 2010, following declines in population between 1970 and 2000



Population Characteristics



- Waukesha County had the largest numerical increase in population between 2000 and 2010, and Washington County had the largest percentage increase
- Sub-areas 19 (Franklin - Oak Creek), 34 (Kenosha), 25 (Oconomowoc-NW Waukesha County), 38 (Delevan-Elkhorn-Lake Geneva area), and 26 (Waukesha-Pewaukee) had the largest numerical increases in population



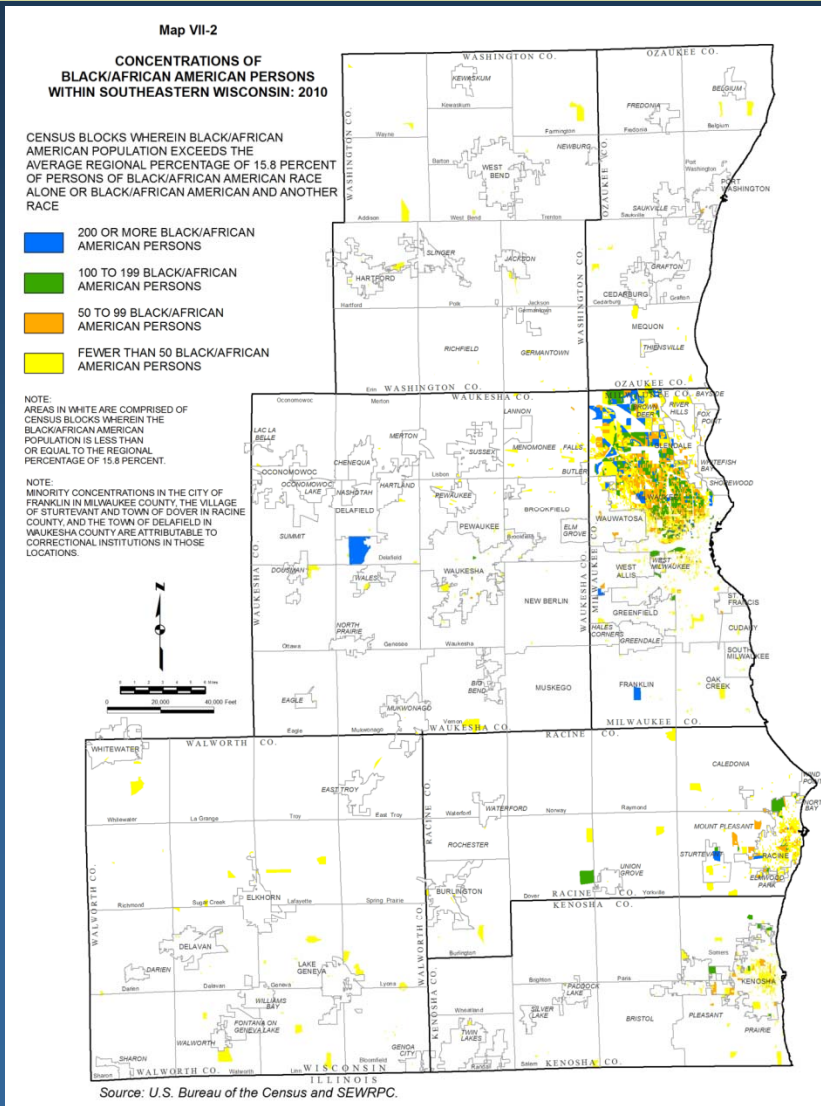
Population Characteristics

- The median age of the Region's population increased from 28 years to 37 years of age between 1970 and 2009, due primarily to the aging of the baby boom generation and the smaller size of the generations that have followed the baby boomers
- Median age varies by county; from 33.8 years in Milwaukee County to 42.3 years in Ozaukee County 2005-2009





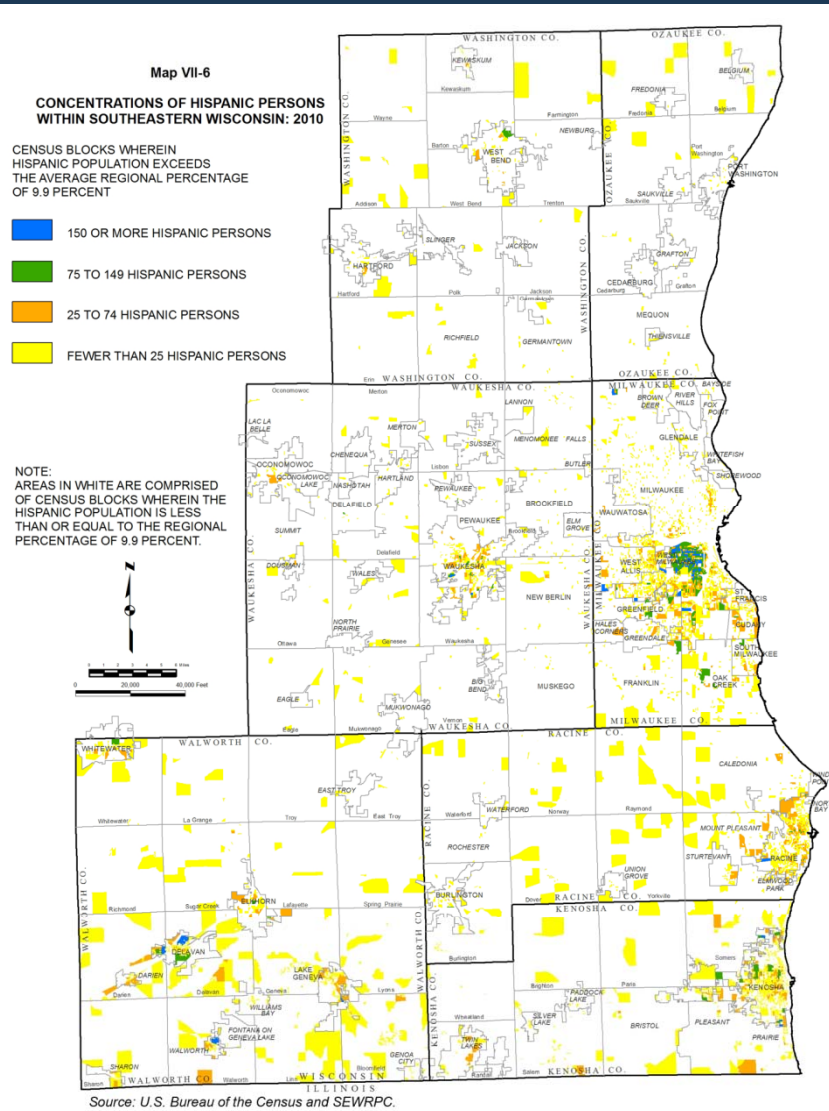
Population Characteristics



- The Region's African American population is concentrated primarily in the Cities of Milwaukee, Racine, and Kenosha. African Americans comprise over 60 percent of the City of Milwaukee



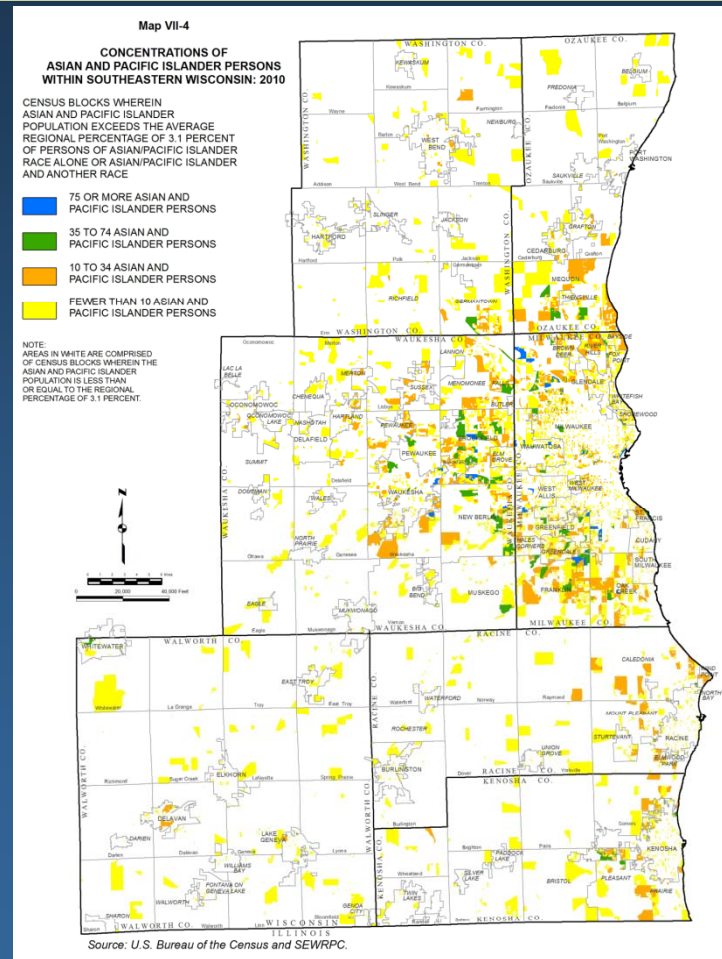
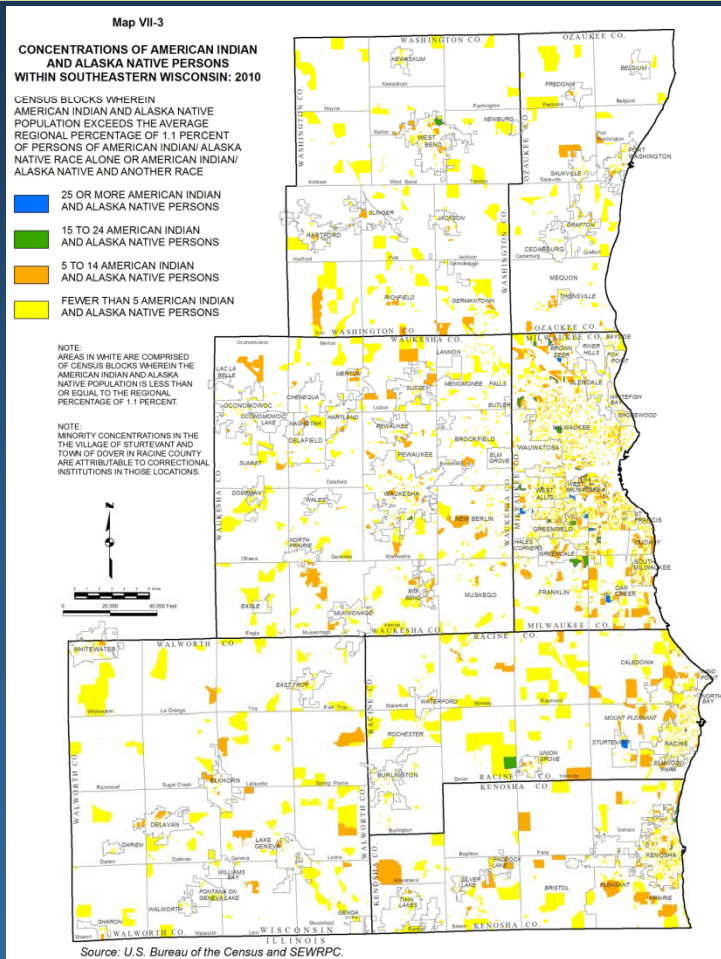
Population Characteristics



- The Region's Hispanic population is also concentrated in the Cities of Milwaukee, Racine, and Kenosha, although not to the same extent as African Americans.



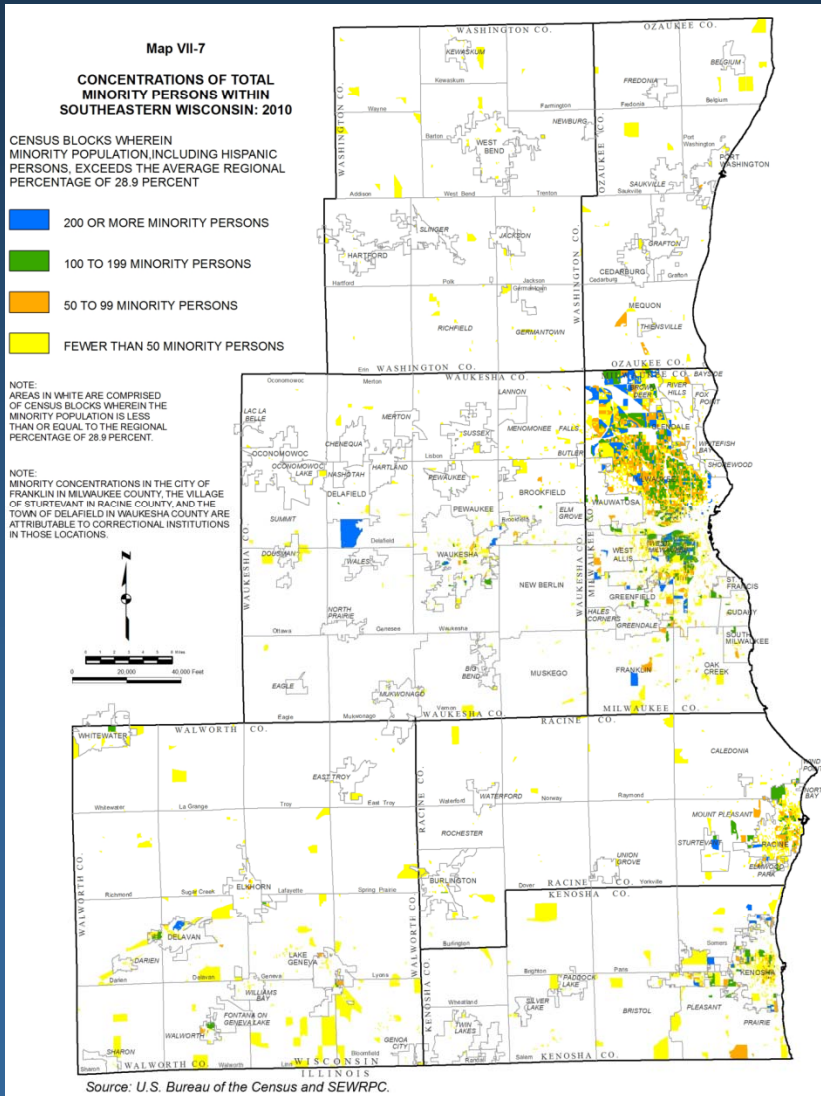
Population Characteristics



- The Region's American Indian and Alaska Native and Asian and Pacific Islanders populations are not as concentrated as the African American and Hispanic populations



Population Characteristics



- Over 90 percent of the residents in many of the sub-areas in the outlying portions of the Region are of White/Non-Hispanic origin



Population Characteristics

- In 2010, about 88 percent of Region residents age 25 years and older had a high school degree or higher level of education and about 29 percent had a bachelor or graduate degree
- Education levels vary by race and ethnicity. About 8 percent of White/Non Hispanics, 22 percent of African Americans, and 41 percent of Hispanics age 25 or older have not obtained a high school degree. About 32 percent of White/Non Hispanics, 13 percent of African Americans, and 10 percent of Hispanics have obtained a Bachelor's degree or higher level of education





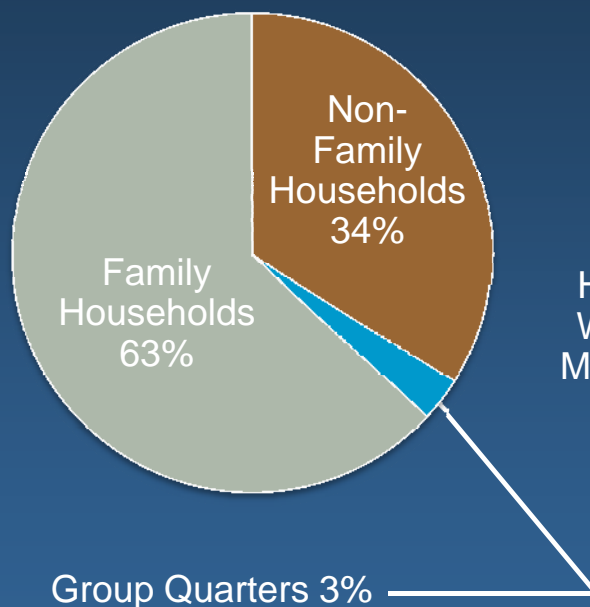
Household Characteristics

- The number of households in the Region grew by about 7 percent, from 749,039 to 800,087, between 2000 and 2010. The proportion of the State's households in the Region decreased from 36 percent in 2000 to 35 percent in 2010
- The number of households is projected to increase by about 16 percent, to 925,772 households, by 2035
- The number of households decreased in the Milwaukee County north shore suburbs and portions of the City of Milwaukee and the City of Racine between 2000 and 2010
- The average household size in the Region in 2005-2009 was 2.50 persons per household. The average household size in the Region has been decreasing for several decades

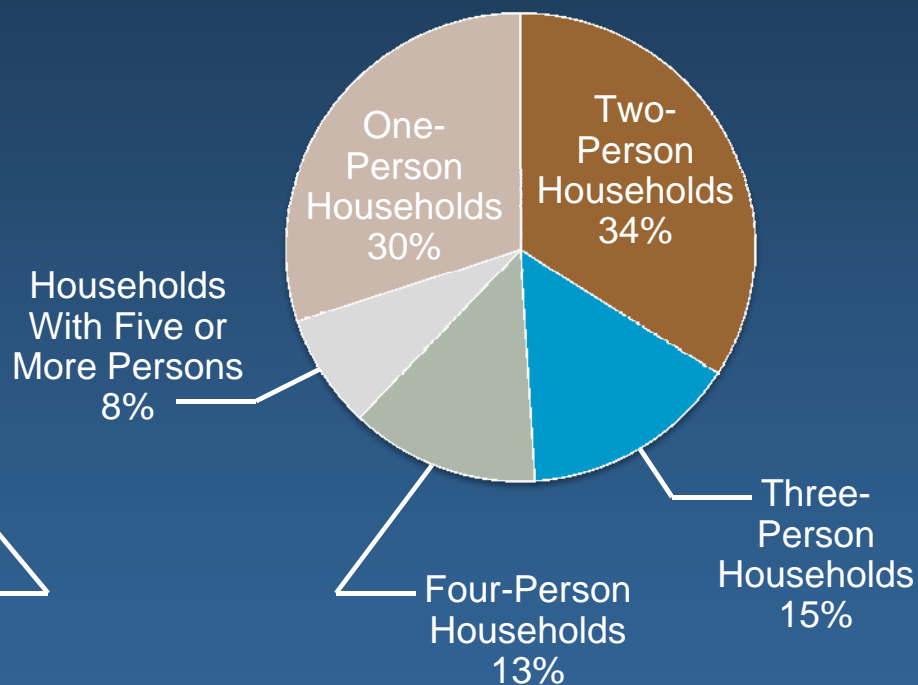


Household Characteristics

Type of Households: 2010



Size of Households: 2010



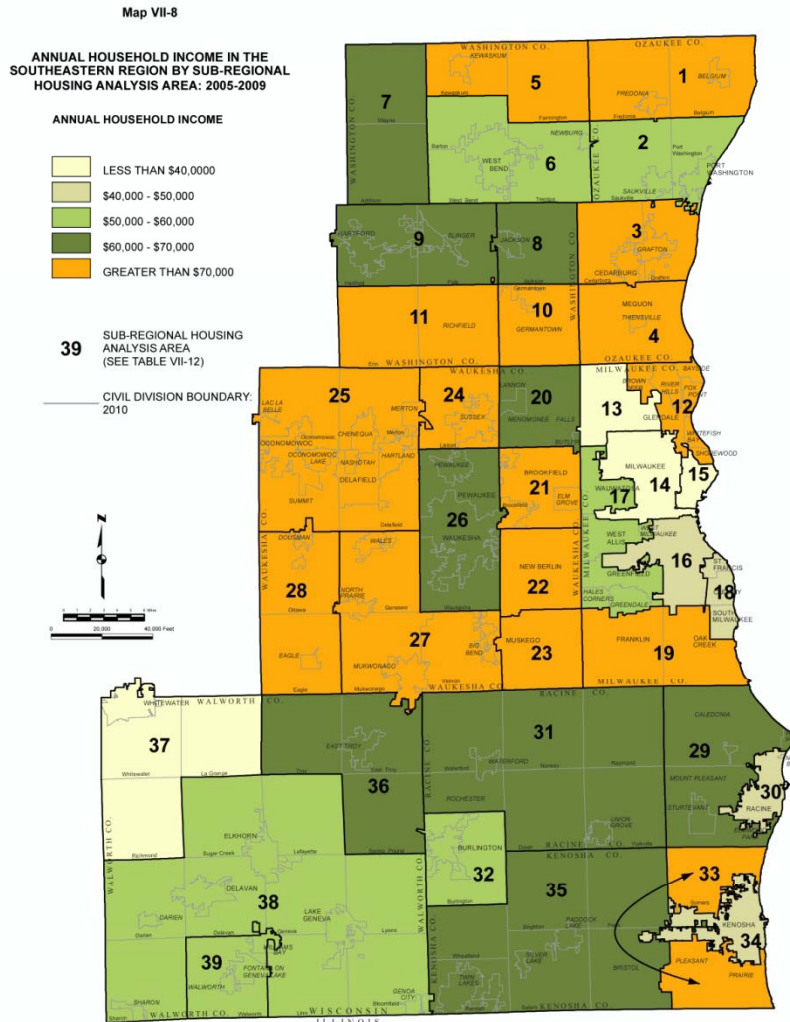


Household Characteristics

- Overall, 35 percent of the Region's householders rent their homes and 65 percent own their homes
- Minority groups are more likely to rent than those of White/Non Hispanic origin
 - About 28 percent of households with White/Non Hispanic householders rent their homes
 - About 65 percent of households with African American householders rent their homes
 - About 55 percent of households with Hispanic householders rent their homes



Household Characteristics



Source: U.S. Bureau of the Census and SEWRPC.

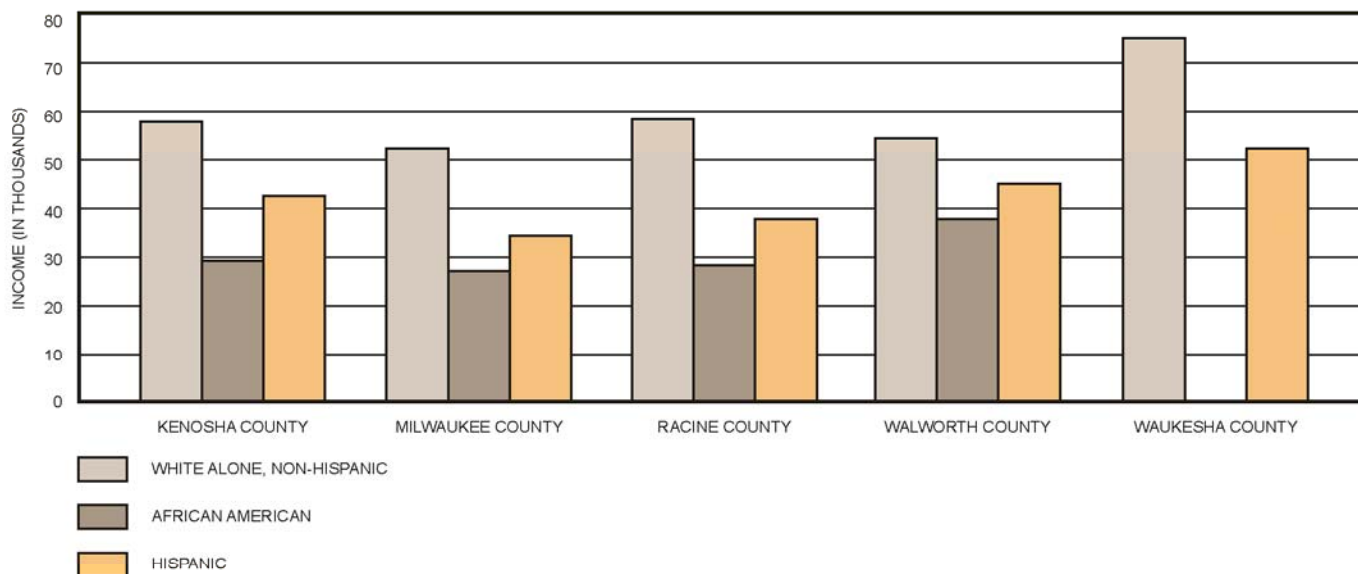
- The annual median income in the Region in 2005-2009 was \$53,879
- In 2005-2009, about 9 percent of the families living in the Region had a family income level below the Federal poverty thresholds
- Milwaukee County had the highest percentage of families in poverty of any County in the Region at about 14 percent



Household Characteristics

Figure VII-4

MEDIAN ANNUAL HOUSEHOLD INCOME BY RACE OF HOUSEHOLDER IN THE REGION BY COUNTY: 2005-2009



NOTE: Data not available to calculate median for American Indian and Alaska Native, Asian and Pacific Islander, and Other Race groups.

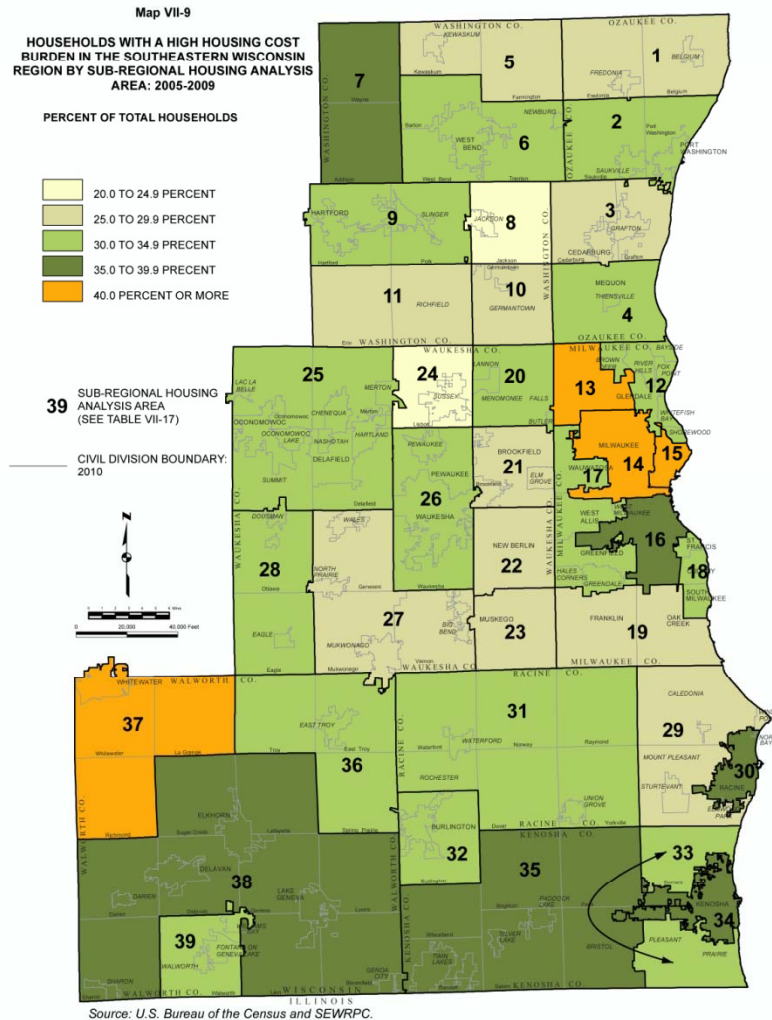
Data not available for Ozaukee and Washington Counties.

Source: U.S. Bureau of the Census and SEWRPC.

- The median annual household incomes of households with African American householders and Hispanic Householders was significantly lower than that of households with White/Non-Hispanic householders in 2005-2009



Household Characteristics



- A household is considered to have a high housing cost burden if monthly housing costs exceed 30 percent of gross household income
- About 36 percent of households in the Region had a high housing cost burden in 2005-2009
- About 35 percent of homeowners with a mortgage and about 47 percent of renters had a high housing cost burden in 2005-2009



Employment Characteristics

- About 68 percent of the Region's population age 16 years and older were in the labor force in 2005-2009. At that time, the Region's unemployment rate was 7.0 percent
- The unemployment rate for White/Non Hispanic residents of the Region was much lower than that of Hispanic and African American residents:
 - Unemployment rate for White/Non Hispanic residents: 5.1 percent
 - Unemployment rate for Hispanic residents: 10.3 percent
 - Unemployment rate for African American residents: 17.3 percent



Employment Characteristics

- The Region's unemployment rate increased to 8.8 percent in 2010, which was greater than that of the State (8.2 percent) and less than that of the Nation (9.6 percent)
- The 2010 unemployment rate varied across the Region:
 - Ozaukee County: 6.7 percent
 - Waukesha County: 7.2 percent
 - Washington County: 7.8 percent
 - Walworth County: 8.5 percent
 - Milwaukee County: 9.4 percent
 - Racine County: 9.7 percent
 - Kenosha County: 10.5 percent



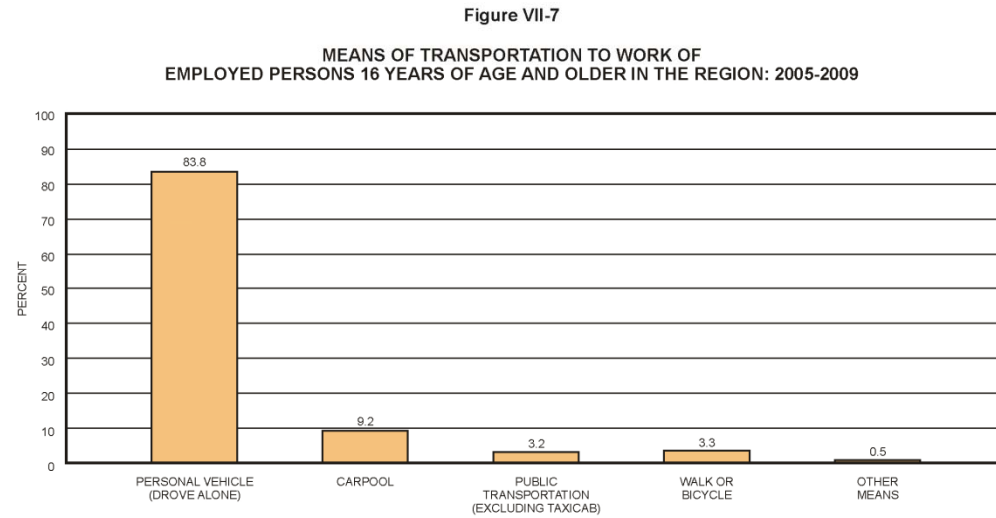
Employment Characteristics

- There were 994,989 employed persons 16 years of age and older in the Region in 2005-2009 employed in the following types of occupations:
 - Management, professional, and related: 35 percent
 - Service: 16 percent
 - Sales and office: 26 percent
 - Farming, fishing, and farming: Less than 1 percent
 - Construction, extraction, maintenance, and repair: 8 percent
 - Production, transportation, and material moving: 15 percent





Employment Characteristics



NOTE: Does not include employed persons who work at home.

Source: U.S. Bureau of the Census and SEWRPC.

- Significantly more of the Region's employed persons (84 percent) drive alone to work than any other means of transportation
- About 9 percent of households in the Region have no vehicle access
- About 20 percent of households in sub-areas 14 and 15 in the City of Milwaukee have no vehicle access



Employment Characteristics

- The number of jobs in the Region increased by 15 percent between 1950 and 2000
- The proportion of the Region's jobs located in Milwaukee County has decreased significantly between 1950 and 2000 and the proportion of the Region's jobs located in Waukesha County has increased significantly over the same period of time
- It is estimated that the number of jobs in the Region decreased by about 3 percent between 2000 and 2010, from 1,222,800 jobs to 1,182,100 jobs. Milwaukee, Racine, and Waukesha Counties all lost jobs between 2000 and 2010.
- The number of jobs in the Region is expected to increase to 1,368,300 jobs in 2035, an increase of 11 percent from the year 2000 and an increase of 16 percent from 2010.



Employment Characteristics

- It is estimated that largest percentage of the Region's jobs in 2010 were in the following industries
 - Manufacturing (15 percent)
 - Health care and social assistance (14 percent)
 - Retail trade (11 percent)
 - Accommodation and food service (9 percent)

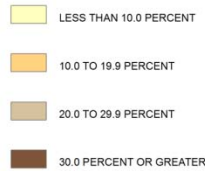




Employment Characteristics

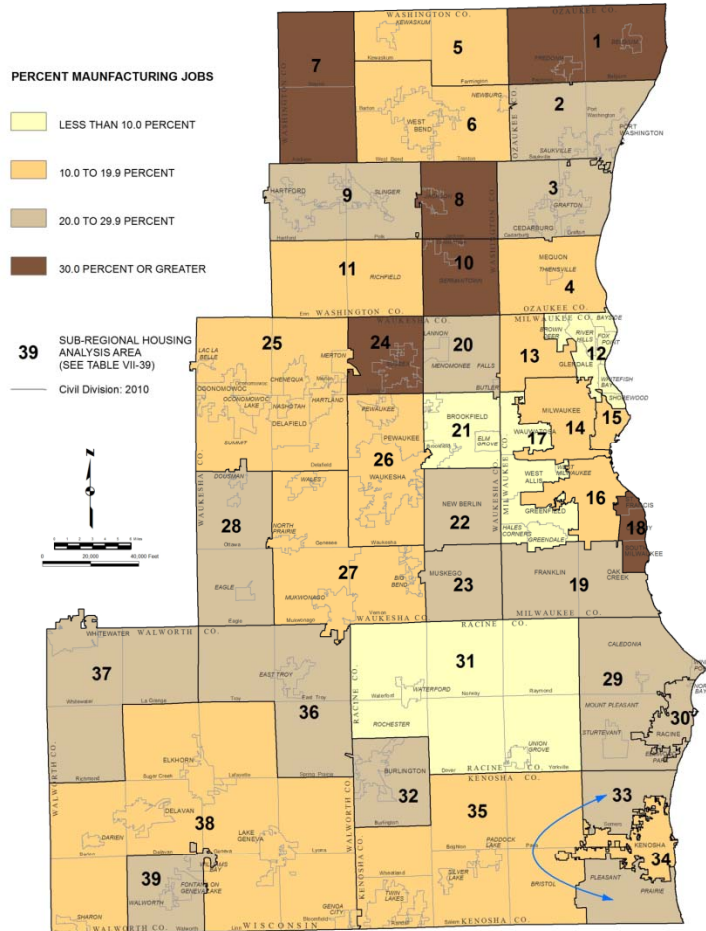
Map VII-11
MANUFACTURING JOBS AS A PERCENTAGE OF JOBS BY
SUB-REGIONAL HOUSING ANALYSIS AREA IN SOUTHEASTERN WISCONSIN: 2010

PERCENT MAUFACTURING JOBS



39 SUB-REGIONAL HOUSING ANALYSIS AREA (SEE TABLE VII-39)

— Civil Division: 2010



Source: Wisconsin Department of Workforce Development and SEWRPC.

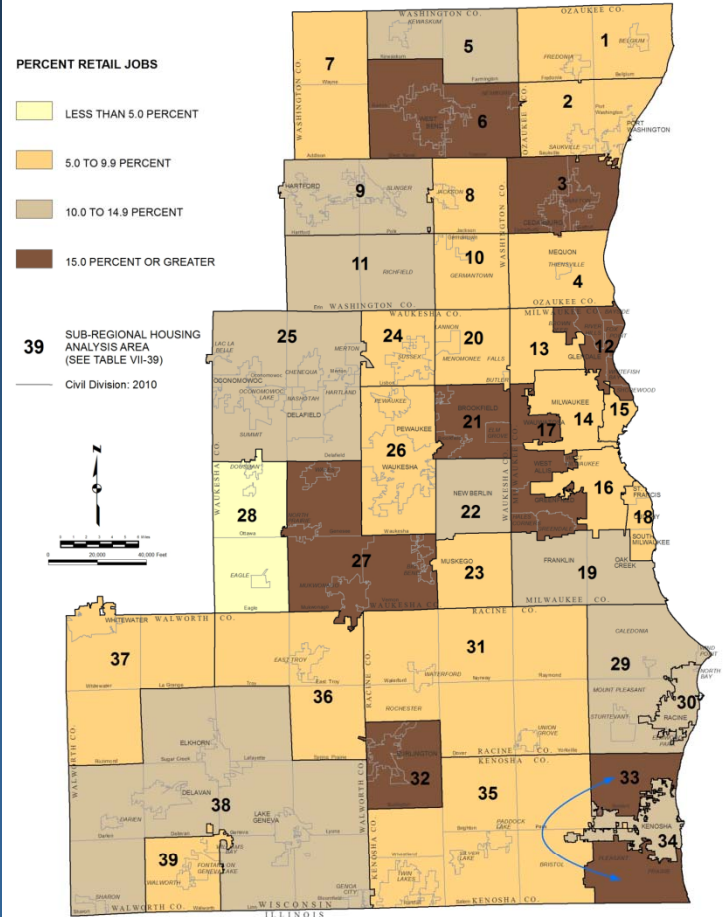
Map VII-12
RETAIL JOBS AS A PERCENTAGE OF JOBS
BY SUB-REGIONAL HOUSING ANALYSIS AREA IN SOUTHEASTERN WISCONSIN: 2010

PERCENT RETAIL JOBS



39 SUB-REGIONAL HOUSING ANALYSIS AREA (SEE TABLE VII-39)

— Civil Division: 2010



Source: Wisconsin Department of Workforce Development and SEWRPC.