

PRELIMINARY DRAFT

**A TRANSPORTATION
IMPROVEMENT
PROGRAM FOR
SOUTHEASTERN
WISCONSIN: 2011-2014**

A TRANSPORTATION IMPROVEMENT PROGRAM FOR SOUTHEASTERN WISCONSIN: 2011-2014

INTRODUCTION

This transportation improvement program (TIP) is the twenty-sixth such program prepared for the Southeastern Wisconsin Region. The TIP is a federally required listing of all arterial highway and public transit improvement projects proposed to be carried out by State and local governments over the next four years (2011-2014) in the seven-county Southeastern Wisconsin Region.

The TIP was developed under the guidance of the Southeastern Wisconsin Regional Planning Commission's Advisory Committees for Transportation System Planning and Programming in the Kenosha, Milwaukee, Racine and Round Lake Beach urbanized areas, and in close cooperation with municipal, county, and state transportation implementation agencies. The rosters of these committees are listed in Appendix E of this report. The TIP contains 694 projects within the Region for the four-year programming period of 2011 through 2014. The TIP represents a total potential investment in transportation improvements and services of \$2.93 billion. Of this total, \$1.42 billion, or about 49 percent, is proposed to be provided in federal aids; \$1.07 billion, or about 36 percent, in state funds; and \$438 million, or about 15 percent, in local monies.

The first two years of the four-year program are significant because a transportation system improvement project in the Region may be eligible for federal funding in 2011 if it is included in these first two years of the TIP. Proposed expenditures in the first year of the TIP—2011—total \$966 million.

The key elements of this TIP document are:

1. A project-by-project listing of the transportation improvement projects constituting the 2011-2014 transportation improvement program, including identification of the projects programmed for each of the four years of the TIP: 2011, 2012, 2013, and 2014. (Appendix A).

2. A list of the status of projects contained in the previous 2009-2012 TIP including an identification of projects which were completed or dropped from the TIP (Appendix B).
3. An assessment of conformity of the 2011-2014 transportation improvement program with the Wisconsin State Implementation Plan for air quality. (Appendix C).
4. An assessment of the ability of available funding to implement the 2011-2014 transportation improvement program (Appendix D).
5. A list of the membership of the Advisory Committees on Transportation System Planning and Programming (Appendix E).
6. A tabular description of projected 2011 operations of the five transit operators in the Region and a description of the financial capacity of the five transit operators in the Region (Appendix F).
7. An assessment of the impacts of the regional transportation improvement program on minority and low-income populations in southeastern Wisconsin (Appendix G).
8. A summary of the public comment received on the draft 2011-2014 transportation improvement program (Appendix H).

Federal regulations require that transit and arterial highway improvement projects within the seven-county Southeastern Wisconsin Region be included in this transportation improvement program if these projects are to be eligible for capital or operating federal funding. The program should also include non-federally funded transit and arterial highway projects within the Region. Sufficient information should be given to identify each project; show estimated total costs and the estimated amounts of federal, state, and local funds proposed to be obligated during the program period against those costs; designate the proposed type of federal funds to be used by the project; and identify the state and local agencies responsible for carrying out each project. Federal regulations also require that the transportation improvement program be determined to be consistent with the adopted regional transportation system plan and be approved by the Regional Planning Commission as the metropolitan planning organization for the urbanized areas in southeastern Wisconsin. Approval by the Governor of the State of Wisconsin, or his designee, the Secretary of the Wisconsin Department of Transportation, is also required.

The transportation improvement program by definition indicates the transportation improvement priorities of State and local governments by their program of projects for implementation in each of the four years of the program. The transportation improvement program represents a stage of implementation of the regional transportation system plan.

The TIP includes a demonstration that available funding sources are adequate to implement the TIP by comparing total TIP costs and revenues for the program period.

ADVISORY COMMITTEE, TECHNICAL STAFF, AND PUBLIC INVOLVEMENT IN TIP PREPARATION

To assist in, and guide, the preparation of the transportation improvement program, the Regional Planning Commission has established advisory committees in each of the urbanized areas of the Region. These committees are made up of local elected officials and agency representatives responsible for transportation system improvement, operation, and maintenance within each urbanized area. The committees are charged with the responsibility of reviewing and approving the transportation improvement program as it is prepared annually for submission to the Commission and then to the state and federal governments. Rosters of the advisory committees are set forth in Appendix E.

The technical effort required to develop this transportation improvement program was provided by an interagency staff team composed of representatives of the Wisconsin Department of Transportation, Southeast Region; the Milwaukee County Department of Public Works; the Milwaukee County Transit System; the City of Milwaukee; and the Regional Planning Commission. This staff team was directly involved in preparing the transportation improvement program and contacted all local engineers, planners, and transit operators within the Region in an attempt to assure not only participation in, and understanding of, the program development process, but also to assure that all proposed State and local government transportation projects were included in the TIP.

There is public involvement attendant to each project in the TIP. The TIP is consistent with, and drawn from, the regional transportation plan and the Commission conducts extensive public involvement efforts as part of that plan. Also, each project as proposed by State or local government likely has had, or will have, public involvement as part of the preparation of preliminary engineering, environmental assessment, annual government budget, or capital improvement program. A public meeting was held on the TIP, and the formal record of that meeting and comments on the TIP is set forth in Appendix G. The Wisconsin Department of Transportation relies on the public involvement attendant to the TIP to satisfy Federal Transit Administration (FTA) program and planning requirements related to the FTA Section 5307 and Section 5309 funding programs.

THE TRANSPORTATION IMPROVEMENT PROGRAM AND REGIONAL TRANSPORTATION PLANNING

Since 1961, the Regional Planning Commission has carried on the transportation system planning necessary to guide transportation improvement programming within the Region. The adopted regional transportation system plan for

the year 2035 is documented in SEWRPC Planning Report No. 49, *A Regional Transportation System Plan for Southeastern Wisconsin: 2035*, and as well in SEWRPC Planning Report No. 48, *A Regional Land Use Plan for Southeastern Wisconsin: 2035*.

The long-range transportation plan element for the highway system recommends those arterial facilities which require preservation, those arterial facilities for which improvement is recommended, and those new arterial facilities which are proposed as system expansion. The long-range plan element for transit recommends those transit facilities and services which should be preserved, those transit facilities and services which are recommended to be improved, and those new transit facility and service extensions and expansions which are recommended to be implemented. The long-range plan element for transportation systems management recommends demand management actions to reduce traffic demand and traffic management actions to increase the capacity of the existing transportation system at low cost and disruption. The long-range plan element for bicycle and pedestrian facilities makes recommendations for bicycle accommodations on surface arterial streets and for off-street bicycle facilities.

THE 2011 THROUGH 2014 TRANSPORTATION IMPROVEMENT PROGRAM

The total funds required to implement the projects contained within the first year—2011—of the TIP are \$962,198,900; and, federal funding sources would supply \$524,975,200; state sources, \$304,560,500; and local sources, the remaining \$132,663,200 (see Table 1). A more detailed program cost summary by federal aid program, area, and project category is presented in Tables 2 through 4.

Appendix A presents a project-by-project listing of the transportation improvement program. Sufficient information is provided to identify the type of project; the termini and length of the project; the estimated total cost and amount of federal, state, and local funds proposed to be obligated during the program year; and the proposed federal funding program; and the recipient or agency responsible for implementing the project. Table A-1 of Appendix A sets forth the transportation improvement program for the Milwaukee area, including Milwaukee, Ozaukee, Washington, and Waukesha Counties, one table for each county; and, Appendix Table A-2 for the Kenosha-Racine-Walworth area. Each table is structured to indicate the TIP projects listed by order of implementing agency and, for each implementing agency, in nine categories: highway system preservation, highway system improvement, highway system expansion, transit system preservation, transit system improvement, transit system expansion, highway safety, environmental enhancement, and off-system highway:

Table 1

**COST SUMMARY OF PROJECTS WITHIN THE FOUR YEARS
OF 2011 THROUGH 2014 TRANSPORTATION IMPROVEMENT PROGRAM**

Milwaukee Area	2011	2012	2013	2014
Milwaukee County				
Federal	\$ 319,818,500	\$ 230,007,600	\$ 178,522,100	\$ 218,456,500
State	211,652,600	270,277,900	219,634,400	133,638,000
Local	86,828,700	69,486,200	51,059,000	74,234,400
Total	618,299,800	569,771,700	449,215,500	426,328,900
Ozaukee County				
Federal	8,537,700	7,546,500	3,813,600	959,300
State	11,728,900	2,577,100	2,769,300	2,075,300
Local	4,868,900	1,234,100	1,404,300	1,463,600
Total	25,135,500	11,357,700	7,987,200	4,498,200
Washington County				
Federal	26,900,300	10,863,300	5,543,700	23,070,200
State	11,620,200	6,574,200	6,586,500	9,769,900
Local	5,071,200	3,542,000	7,166,900	2,057,400
Total	43,591,700	20,979,500	19,297,100	34,897,500
Waukesha County				
Federal	109,130,200	36,543,800	43,480,600	24,899,200
State	39,769,200	22,821,000	16,815,200	13,320,900
Local	22,674,200	25,889,000	17,690,500	11,448,100
Total	171,573,600	85,253,800	77,986,300	49,668,200
Milwaukee Area – Subtotal				
Federal	464,386,700	284,961,200	231,360,000	267,385,200
State	274,770,900	302,250,200	245,805,400	158,804,100
Local	119,443,000	100,151,300	77,320,700	89,203,500
Total	\$ 858,600,600	\$ 687,362,700	\$ 554,486,100	\$ 515,392,800
Kenosha, Racine, Walworth Area	2009	2010	2011	2012
Kenosha County				
Federal	\$ 24,322,000	\$ 30,615,200	\$ 11,861,000	\$ 6,842,200
State	5,916,500	8,849,800	2,102,900	17,955,800
Local	6,948,900	12,178,700	4,674,800	9,300,900
Total	37,187,400	51,643,700	18,638,700	34,098,900
Racine County				
Federal	22,601,400	18,165,400	10,600,400	12,120,100
State	17,557,900	6,006,000	4,717,200	5,666,400
Local	5,805,700	4,387,600	3,086,900	2,751,400
Total	45,965,000	28,559,000	18,404,500	20,537,900
Walworth County				
Federal	16,665,100	3,733,000	8,826,800	6,820,500
State	6,690,200	1,633,200	5,925,100	1,957,700
Local	840,600	190,900	157,700	1,692,900
Total	24,195,900	5,557,100	14,909,600	10,471,100
Kenosha, Racine, Walworth Area - Subtotal				
Federal	63,588,500	52,513,600	31,288,200	25,782,800
State	30,164,600	16,489,000	12,745,200	25,579,900
Local	13,595,200	16,757,200	7,919,400	13,745,200
Total	\$ 107,348,300	\$ 85,759,800	\$ 51,952,800	\$ 65,107,900
Region Total	2009	2010	2011	2012
Federal	\$ 527,975,200	\$ 337,474,800	\$ 262,648,200	\$ 293,168,000
State	304,935,500	318,739,200	258,550,600	184,384,000
Local	133,038,200	116,908,500	85,240,100	102,948,700
Total	\$ 965,948,900	\$ 773,122,500	\$ 606,438,900	\$ 580,500,700

Source: SEWRPC.

Table 2

**COST SUMMARY OF PROJECTS IN FIRST YEAR OF THE TRANSPORTATION
IMPROVEMENT PROGRAM—2011—BY FEDERAL AID PROGRAM AND AREA**

FTA Program	Milwaukee Area ^a	Kenosha, Racine, and Walworth Area ^b	Total
Section 5307	\$ 148,748,000	\$ 13,206,000	\$ 161,954,000
Section 5309	3,690,000	9,535,300	13,225,300
Section 5310	265,700	332,600	598,300
Section 5311	1,698,100	206,000	1,904,100
Section 5316	2,457,400	594,100	3,051,500
Section 5317	-	72,100	72,100
State of Good Repair	9,909,000	-	9,909,000
ARRA	10,147,800	1,677,100	11,824,900
Subtotal FTA	\$ 176,916,000	\$ 25,623,200	\$ 202,539,200
FHWA Program	Milwaukee Area	Kenosha, Racine, and Walworth Area	Total
Other FHWA Funds	\$ 978,800	\$ -	\$ 978,800
NHS	31,220,300	17,939,500	49,159,800
IH-M	91,360,200	-	91,360,200
IH-Substitution	101,100,000	-	101,100,000
Bridge	9,760,900	2,290,200	12,051,100
STP-E	5,273,400	1,936,300	12,051,100
STP-M	40,607,000	-	40,607,000
STP-O	214,962,600	40,340,900	255,303,500
STP-S	15,264,900	220,900	15,485,800
CMAQ	28,786,300	8,390,800	37,177,100
Safe Routes To School	917,700	45,200	962,900
HSR (Hazard Elimination)	261,000	828,600	1,089,600
ARRA	36,693,500	-	36,693,100
Subtotal FHWA	\$ 577,186,600	\$ 71,992,400	\$ 649,179,000
Total ^c	\$ 763,555,300	\$ 97,615,600	\$ 861,170,900

Note: Costs shown are total project costs including state and local match.

Source: SEWRPC.

^a Includes Milwaukee, Ozaukee, Washington, and Waukesha Counties.

^b Includes Kenosha, Racine, and Walworth Counties.

^c Approximately \$9,452,700 from a combination of Federal funding sources are programmed in the Milwaukee Transportation Management Area.

Table 3

**COST SUMMARY OF FHWA-FUNDED PROJECTS IN THE FIRST YEAR OF THE
TRANSPORTATION IMPROVEMENT PROGRAM--2011**

Federal Funding Source		Highway System			Transit System			Off-System	Safety	Environmental Enhancement	Total
		Preservation	Improvement	Expansion	Preservation	Improvement	Expansion				
Safe Routes to School	Federal	--	--	--	--	--	--	--	962.9	--	962.9
	Local	--	--	--	--	--	--	--	--	--	--
	Total	--	--	--	--	--	--	--	962.9	--	962.9
GCM (Gary, Chicago, Milwaukee) Funds	Federal	--	--	--	8.8	--	--	--	--	--	8.8
	Local	--	--	--	2.2	--	--	--	--	--	2.2
	Total	--	--	--	11.0	--	--	--	--	--	11.0
Other FHWA Funds	Federal	288.0	--	--	--	--	--	--	--	480.0	768.0
	Local	79.8	--	--	--	--	--	--	--	120.0	199.8
	Total	367.8	--	--	--	--	--	--	--	600.0	967.8
National Highway System	Federal	22,459.6	8,758.3	1,735.7	--	--	--	--	--	184.0	33,137.6
	Local	9,536.8	5,939.6	192.9	--	--	--	--	128.6	224.3	16,022.2
	Total	31,996.4	14,697.9	1,928.6	--	--	--	--	128.6	408.3	49,159.8
Interstate Highway - Maintenance	Federal	63,767.2	--	--	7,560.0	--	--	--	--	--	71,327.2
	Local	19,193.0	--	--	840.0	--	--	--	--	--	20,033.0
	Total	82,960.2	--	--	8,400.0	--	--	--	--	--	91,360.2
Interstate Highway - Completion or Substitution	Federal	--	--	--	--	--	83,935.0	--	--	--	83,935.0
	Local	--	--	--	--	--	17,165.0	--	--	--	17,165.0
	Total	--	--	--	--	--	101,100.0	--	--	--	101,100.0
Federal Aid Bridge Replacement	Federal	7,085.1	--	--	--	--	--	2,363.7	--	--	9,448.8
	Local	2,011.5	--	--	--	--	--	590.8	--	--	2,602.3
	Total	9,096.6	--	--	--	--	--	2,954.5	--	--	12,051.1
Congestion Mitigation and Air Quality Improvement	Federal	47.2	--	--	10,514.3	24.0	1,121.2	--	--	16,868.4	28,575.1
	Local	11.8	--	--	2,628.6	6.0	280.3	--	--	5,675.3	8,602.0
	Total	59.0	--	--	13,142.9	30.0	1,401.5	--	--	22,543.7	37,177.1
Surface Transportation Program - Safety	Federal	--	--	--	--	--	--	--	12,518.1	--	12,518.1
	Local	--	--	--	--	--	--	--	2,967.8	--	2,967.8
	Total	--	--	--	--	--	--	--	15,485.9	--	15,485.9
Surface Transportation Program - Enhancement	Federal	--	--	--	96.0	--	--	--	--	5,513.2	5,609.2
	Local	--	--	--	24.0	--	--	--	--	1,576.5	1,600.5
	Total	--	--	--	120.0	--	--	--	--	7,089.7	7,209.7
Surface Transportation Program - Milwaukee Urbanized Area	Federal	15,977.5	12,684.2	--	--	--	--	--	334.0	0.4	28,996.1
	Local	6,911.5	4,662.2	--	--	--	--	--	37.1	0.1	11,610.9
	Total	22,889.0	17,346.4	--	--	--	--	--	371.1	0.5	40,607.0
Surface Transportation Program - Other (Rural, Other urban & urbanized areas, discretionary)	Federal	66,652.0	61,388.5	882.8	--	--	--	810.6	82.1	--	129,816.0
	Local	40,819.4	82,500.7	2,087.6	--	--	--	9.3	70.5	--	125,487.5
	Total	107,471.4	143,889.2	2,970.4	--	--	--	819.9	152.6	--	255,303.5
Federal American Recovery and Reinvestment Act Funding	Federal	31,797.9	--	--	--	--	--	--	--	210.0	32,007.9
	Local	4,685.6	--	--	--	--	--	--	--	--	4,685.6
	Total	36,483.5	--	--	--	--	--	--	--	210.0	36,693.5
High Speed Rail (Crossing Hazard Elimination)	Federal	98.8	--	--	202.0	--	--	--	603.1	--	903.9
	Local	24.7	--	--	50.5	--	--	--	110.5	--	185.7
	Total	123.5	--	--	252.5	--	--	--	713.6	--	1,089.6
Total	Federal	208,173.3	82,831.0	2,618.5	18,381.1	24.0	85,056.2	3,174.3	14,500.1	23,256.0	438,014.5
	Local	83,274.1	93,102.5	2,280.5	3,545.3	6.0	17,445.3	600.1	3,314.5	7,596.2	211,164.5
	Total	291,447.4	175,933.5	4,899.0	21,926.4	30.0	102,501.5	3,774.4	17,814.6	30,852.2	649,179.0

Note: Local match includes State funding

Source: SEWRPC.

Table 4

COST SUMMARY OF FTA-FUNDED PROJECTS IN THE FIRST YEAR OF THE TRANSPORTATION IMPROVEMENT PROGRAM-- 2011

Federal Funding Source		Transit System			Total
		Preservation	Improvement	Expansion	
FTA Section 5307 (Urban Area Formula Program)	Federal	48,118.3	150.0	--	48,268.3
	Local	113,648.2	37.5	--	113,685.7
	Total	161,766.5	187.5	--	161,954.0
FTA Section 5309 (Capital Program)	Federal	9,665.3	--	960.0	10,625.3
	Local	2,360.0	--	240.0	2,600.0
	Total	12,025.3	--	1,200.0	13,225.3
FTA Section 5310 (Elderly and Persons with Disabilities Program)	Federal	478.7	--	--	478.7
	Local	119.6	--	--	119.6
	Total	598.3	--	--	598.3
FTA Section 5311 (Nonurban Area Formula Program)	Federal	707.2	--	--	707.2
	Local	1,196.9	--	--	1,196.9
	Total	1,904.1	--	--	1,904.1
FTA Section 5316 (Job Access and Reverse Commute Program)	Federal	1,143.8	--	--	1,143.8
	Local	1,544.9	--	--	1,544.9
	Total	2,688.7	--	--	2,688.7
FTA Section 5317 (New Freedom Program)	Federal	57.7	--	--	57.7
	Local	14.4	--	--	14.4
	Total	72.1	--	--	72.1
Federal American Recovery and Reinvestment Act Funding	Federal	11,815.9	--	--	11,815.9
	Local	9.0	--	--	9.0
	Total	11,824.9	--	--	11,824.9
State of Good Repair	Federal	8,180.0	--	--	8,180.0
	Local	1,729.0	--	--	1,729.0
	Total	9,909.0	--	--	9,909.0
Total ^a	Federal	80,166.9	150.0	960.0	81,445.2
	Local	120,622.0	37.5	240.0	121,094.0
	Total	200,788.9	187.5	1,200.0	202,539.2

Note: Local match includes State funding.

Source: SEWRPC.

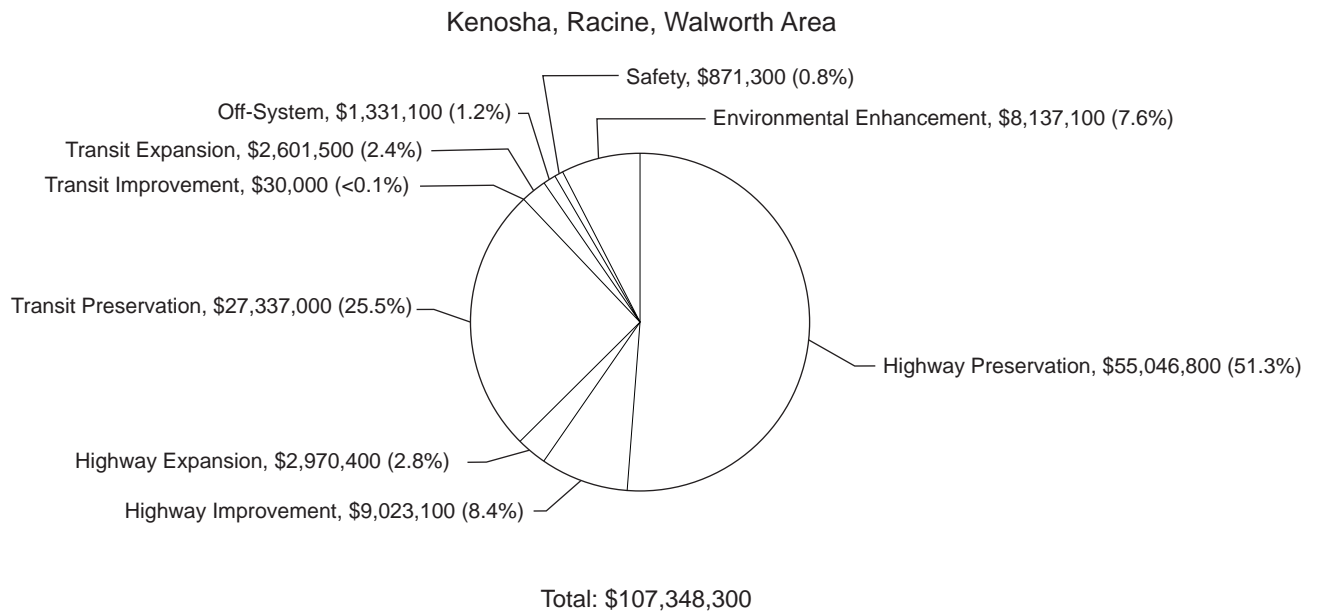
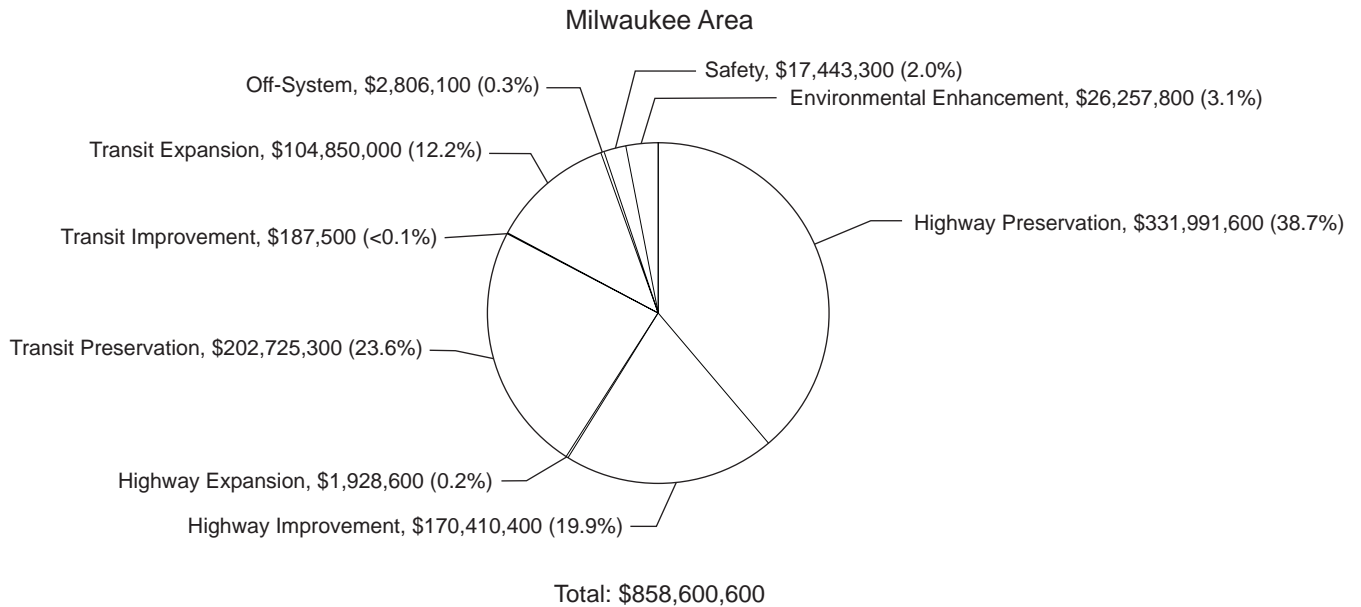
^a Includes \$168,300 in Section 5316 and \$194,500 in local funds programmed to provide low-interest loans or repair assistance for vehicles io low-income persons to ensure transportation for work.

- Highway Preservation: Projects which result in little or no increase in the traffic-carrying capacity of the existing arterial street system, but which are necessary to maintain existing capacity and structural adequacy of the arterial facility for which the project is proposed.
- Highway Improvement: Projects which significantly increase the capacity of the existing arterial highway system, typically through the addition of traffic lanes.
- Highway Expansion: Projects which significantly increase the capacity of the arterial highway system through development of new arterial streets or highways.
- Transit Preservation: Projects which are necessary to maintain the current quality and level of service on the existing transit system.
- Transit Improvement: Projects which improve the quality and level of service on the existing transit system.
- Transit Expansion: Projects which either expand the existing transit system or create new transit systems or subsystems.
- Highway Safety: Projects designed to improve or eliminate existing unsafe conditions on the federal aid highway system as it currently exists, and are candidates for special federal safety program funding.
- Environmental Enhancement: Projects which, while materially reducing air, noise, or visual pollution, do not significantly affect highway system operation or capacity.
- Highway Off-System: Projects on streets or highways which are not on the arterial street and highway system and are candidates for special federal funding.

Figure 1 graphically presents the proposed expenditures in the first year of the TIP—2011—by each of the nine project categories for each of two areas, the Milwaukee Transportation Management Area including Milwaukee, Ozaukee, Washington, and Waukesha Counties, and the Kenosha, Racine, and Walworth Transportation Management Area including Kenosha, Racine, and Walworth Counties. Certain expenditure patterns are apparent from an examination of Figure 1. These include the following:

Figure 1

**DISTRIBUTION OF EXPENDITURES IN 2011 OF THE
2011 THROUGH 2014 TRANSPORTATION IMPROVEMENT PROGRAM BY PROJECT CATEGORY**



Source: SEWRPC.

- A significant proportion of financial resources are to be devoted to the preservation of the existing transportation facilities and services--about 64 percent in the Region. This allocation of resources is especially notable when it is considered that virtually none of the funding for routine highway maintenance activities--snowplowing, ice control, grass cutting, power for street lighting, and litter pickup--is included in the TIP.
- The expenditure of funds for highway expansion is about \$5 million, or about one percent of total programmed expenditures in the Region. The expenditures for highway improvement are approximately \$179 million, or 19 percent of total expenditures. (It should be noted that much of the cost of a highway improvement project is attendant to reconstruction of the existing highway facility. The cost of additional traffic lanes provided may only represent 10 to 20 percent of the total costs of a highway improvement project.) About \$387 million is programmed for expenditures on highway preservation, or about 40 percent of total programmed expenditures.
- A significant proportion of total financial resources is devoted to public transit projects, which account for about 35 percent of the programmed resources. Public transit ridership represents about two percent of all person trips made on an average weekday in southeastern Wisconsin. Of the total programmed resources for public transit, 68 percent is for preservation, and less than one percent and 32 percent for service improvement and service expansion, respectively.

STATUS OF PROJECTS IDENTIFIED WITHIN ANNUAL ELEMENT OF THE 2009 THROUGH 2012 TRANSPORTATION IMPROVEMENT PROGRAM

Appendix B of the transportation improvement program reports on the status of projects contained within the 2009 through 2012 transportation improvement program. Projects will either have been completed; contained within this 2011 through 2014 transportation improvement program as part of the established sequence of project development (especially complex multi-stage projects); postponed from the 2009 through 2012 transportation improvement program and contained in the 2011 through 2014 transportation improvement program; or dropped from consideration or postponed beyond the time period covered by the 2011 through 2014 transportation improvement program.

SUMMARY

This transportation improvement program sets forth, in tabular format in Appendix A, the list of projects for improving transportation facilities and services proposed for the years 2011 through 2014 by State and local governments within southeastern Wisconsin. All projects have been determined to be in conformance with the adopted regional transportation system plan.

* * *

APPENDICES

APPENDIX A

2011 THROUGH 2014 TRANSPORTATION IMPROVEMENT PROGRAM FOR SOUTHEASTERN WISCONSIN

Appendix A is the list of projects constituting the transportation improvement program for the seven county Southeastern Wisconsin Region.

Table A-1: The TIP for the Milwaukee Transportation Management Area

Table A-2: The TIP for the Kenosha County, Racine County, and Walworth County Transportation Management Area

Within each table, projects are listed in order by implementing agency--The State of Wisconsin first, then the appropriate county in alphabetical order; and then by municipality in alphabetical order within county. The TIP projects of each implementing agency are arranged in order by the following project categories: highway preservation, highway improvement, highway expansion, transit preservation, transit improvement, transit expansion, highway safety, off-system highway improvement, and highway-related environmental enhancement.

An explanation of the abbreviations used in the Appendix follows:

Source of Funds (federal and state fund codes)

BRF	Bridge Replacement Funds
CMAQ	Congestion Mitigation and Air Quality Improvement Funds
COMB	Combination of FHWA and FTA Funds
FAI(4R)	Federal Aid Interstate Funds
FED REC	Federal American Recovery and Reinvestment Act of 2009 Funds
FTA 5303	FTA Section 5303 Funds--Metropolitan Planning Program
FTA 5309	FTA Section 5309 Funds--Capital Program
FTA 5307	FTA Section 5307 Funds--Urban Formula Program
FTA 5310	FTA Section 5310 Funds--Elderly and Persons with Disabilities Program
FTA 5311	FTA Section 5311 Funds--Nonurban Area Formula Program
FTA 5313/5314	FTA Section 5313/5314 Funds--State Planning and Research Program
FTA 5316	FTA Section 5316 Funds--Job Access and Reverse Commute
FTA 5317	FTA Section 5317 Funds--New Freedom Program
GCM	Gary, Chicago, Milwaukee Corridor Intelligent Transportation System Funds
HSR	High Speed Rail Funds (Crossing Hazard Elimination)
IH-C/S	Interstate Highway - Completion or Substitution Funds
IH-M	Interstate Highway - Maintenance Funds
LRIP	Local Road Improvement Program
NHS	National Highway System Funds
OTHER FED	Federal funding programs not sponsored by FHWA or FTA (Economic Development Funds and Urban Development Action Grants are examples)
OTHER FHWA	FHWA funding program other than those listed (includes certain limited demonstration funds)
SGR	FTA State of Good Repair Funds
SIB	State Investment Bank Funds
SRTS	Safe Routes to School Funds
STP-E	Surface Transportation Program - Enhancement Funds
STP-M	Surface Transportation Program - Milwaukee Urbanized Area Funds
STP-O	Surface Transportation Program - Other Funds (Rural, other urban and urbanized areas, discretionary)
STP-S	Surface Transportation Program - Safety Funds
TEA	Transportation Economic Assistance

Project No.

1 Project number for project in 2011-2014 TIP
 (1) 2007-2010 TIP project number for project contained in 2009-2012 TIP

Project Description

CTH County trunk highway
 IH Interstate highway
 STH State trunk highway
 M or MI Miles

"C/" represents "City of"

"V/" represents "Village of"

"T/" represents "Town of"

Project Type

HP Highway Preservation
 HI Highway Improvement
 HE Highway Expansion
 TP Transit Preservation
 TI Transit Improvement
 TE Transit Expansion
 EE Environmental Enhancement
 HS Highway Safety
 OH Off Arterial Highway System

Cost

PE Preliminary engineering
 ROW Right-of-way
 CONST Construction
 OTHER Purchase and/or installation of equipment
 REMAINING The remaining estimated project costs expected to occur beyond the four years of the TIP.

Air Quality Status

EXEMPT Project implementation is exempt from air quality conformity assessment. Such projects are considered to have no impact on air quality.

NON-EXEMPT AIR QUALITY NEUTRAL Project implementation requires air quality conformity assessment. However, project is considered to have a minimal impact on air quality and does not need to be included in a regional emissions analysis supporting an air quality conformity assessment.

NON-EXEMPT Project implementation requires air quality conformity assessment. Project is considered to have an impact on air quality and must be included in a regional emissions analysis supporting an air quality conformity assessment.

TRANSPORTATION IMPROVEMENT PROGRAM FOR THE MILWAUKEE TRANSPORTATION MANAGEMENT AREA --
MILWAUKEE COUNTY 2011-2014

PROJECT SPONSOR	PROJECT			ESTIMATED COSTS (\$1,000)					AIR QUAL STAT		
	NO	DESCRIPTION / STATE ID	TYPE	2011	2012	2013	2014	REMAINING			
STATE OF WISCONSIN	1 (2)	TRAFFIC OPERATIONS CENTER; MONITOR OPERATION AND MAINTENANCE 8000021	HP	DETAIL COSTS	PE	1,400.0	1,400.0	1,400.0	1,400.0	--	EXEMPT
					ROW	--	--	--	--	--	
					CONST	--	--	--	--	--	
				OTHER	--	--	--	--	--		
				TOTAL	1,400.0	1,400.0	1,400.0	1,400.0	--		
SOURCE OF FUNDS	LOCAL	--	--	--	--	--					
	STATE	1,400.0	1,400.0	1,400.0	1,400.0	--					
	FEDERAL	--	--	--	--	--					
TOTAL	1,400.0	1,400.0	1,400.0	1,400.0	--						
	2 (3)	SUPPORT OF THE SOUTHEASTERN WISCONSIN REGIONAL PLANNING COMMISSION TRANSPORTATION PLANNING PROGRAM 8000168 0091-55-22	HP	DETAIL COSTS	PE	--	--	--	--	--	EXEMPT
					ROW	--	--	--	--	--	
					CONST	--	--	--	--	--	
				OTHER	625.0	625.0	625.0	625.0	--		
				TOTAL	625.0	625.0	625.0	625.0	--		
SOURCE OF FUNDS STP-M	LOCAL	125.0	125.0	125.0	125.0	--					
	STATE	--	--	--	--	--					
	FEDERAL	500.0	500.0	500.0	500.0	--					
TOTAL	625.0	625.0	625.0	625.0	--						
	3 (4)	CONTINUATION OF THE REGIONAL TRANSPORTATION PLANNING PROGRAM CONDUCTED BY THE SOUTHEASTERN WISCONSIN REGIONAL PLANNING COMMISSION 8000180	HP	DETAIL COSTS	PE	--	--	--	--	--	EXEMPT
					ROW	--	--	--	--	--	
					CONST	--	--	--	--	--	
				OTHER	2,375.0	2,375.0	2,375.0	2,375.0	--		
				TOTAL	2,375.0	2,375.0	2,375.0	2,375.0	--		
SOURCE OF FUNDS COMB	LOCAL	257.8	237.5	237.5	237.5	--					
	STATE	217.2	237.5	237.5	237.5	--					
	FEDERAL	1,900.0	1,900.0	1,900.0	1,900.0	--					
TOTAL	2,375.0	2,375.0	2,375.0	2,375.0	--						
	4	SOUTHEASTERN WISCONSIN REGIONAL PLANNING COMMISSION TRAVEL HABITS AND PATTERNS SURVEYS 8000170	HP	DETAIL COSTS	PE	--	--	--	--	--	EXEMPT
					ROW	--	--	--	--	--	
					CONST	--	--	--	--	--	
				OTHER	1,384.0	1,076.0	455.0	--	--		
				TOTAL	1,384.0	1,076.0	455.0	--	--		
SOURCE OF FUNDS	LOCAL	47.5	37.0	15.5	--	--					
	STATE	229.3	178.2	75.5	--	--					
	FEDERAL	1,107.2	860.8	364.0	--	--					
TOTAL	1,384.0	1,076.0	455.0	--	--						
	5 (6)	INSPECTION OF VARIOUS BRIDGES IN MILWAUKEE, WAUKESHA, KENOSHA, RACINE, WALWORTH AND WASHINGTON COUNTIES 8000074	HP	DETAIL COSTS	PE	200.0	200.0	200.0	200.0	--	EXEMPT
					ROW	--	--	--	--	--	
					CONST	--	--	--	--	--	
				OTHER	--	--	--	--	--		
				TOTAL	200.0	200.0	200.0	200.0	--		
SOURCE OF FUNDS	LOCAL	--	--	--	--	--					
	STATE	200.0	200.0	200.0	200.0	--					
	FEDERAL	--	--	--	--	--					
TOTAL	200.0	200.0	200.0	200.0	--						
	6 (7)	REPLACEMENT AND REPAIR OF SIGNALS AND SIGN BRIDGES WITHIN SOUTHEASTERN WISCONSIN 8000189 1000-19-55	HP	DETAIL COSTS	PE	--	--	--	--	--	EXEMPT
					ROW	--	--	--	--	--	
					CONST	500.0	500.0	500.0	500.0	--	
				OTHER	--	--	--	--	--		
				TOTAL	500.0	500.0	500.0	500.0	--		
SOURCE OF FUNDS	LOCAL	--	--	--	--	--					
	STATE	500.0	500.0	500.0	500.0	--					
	FEDERAL	--	--	--	--	--					
TOTAL	500.0	500.0	500.0	500.0	--						
	7	REPAIR OF VARIOUS BRIDGES WITHIN SOUTHEASTERN WISCONSIN 8000015 1100-28-60	HP	DETAIL COSTS	PE	--	--	--	--	--	EXEMPT
					ROW	--	--	--	--	--	
					CONST	2,000.0	2,000.0	2,000.0	2,000.0	--	
				OTHER	--	--	--	--	--		
				TOTAL	2,000.0	2,000.0	2,000.0	2,000.0	--		
SOURCE OF FUNDS	LOCAL	--	--	--	--	--					
	STATE	2,000.0	2,000.0	2,000.0	2,000.0	--					
	FEDERAL	--	--	--	--	--					
TOTAL	2,000.0	2,000.0	2,000.0	2,000.0	--						
	8 (9)	PRELIMINARY DESIGN FOR PROJECTS THAT HAVE MINOR ENVIRONMENTAL ACTIONS (A PROJECT LIST IS AVAILABLE UPON REQUEST) 8009959	HP	DETAIL COSTS	PE	100.0	100.0	100.0	100.0	--	EXEMPT
					ROW	--	--	--	--	--	
					CONST	--	--	--	--	--	
				OTHER	--	--	--	--	--		
				TOTAL	100.0	100.0	100.0	100.0	--		
SOURCE OF FUNDS STP-O	LOCAL	--	--	--	--	--					
	STATE	20.0	20.0	20.0	20.0	--					
	FEDERAL	80.0	80.0	80.0	80.0	--					
TOTAL	100.0	100.0	100.0	100.0	--						

TRANSPORTATION IMPROVEMENT PROGRAM FOR THE MILWAUKEE TRANSPORTATION MANAGEMENT AREA --
MILWAUKEE COUNTY 2011-2014

PROJECT SPONSOR	PROJECT			ESTIMATED COSTS (\$1,000)					AIR QUAL STAT		
	NO	DESCRIPTION / STATE ID	TYPE	2011	2012	2013	2014	REMAINING			
STATE OF WISCONSIN	9 (10)	CULVERT RELINING AT VARIOUS LOCATIONS WITHIN SOUTHEASTERN WISCONSIN 8009955 1000-63-67	HP	DETAIL COSTS	PE	50.0	--	--	--	--	EXEMPT
					ROW	--	--	--	--	--	
					CONST	--	1,380.0	--	--	--	
					OTHER	--	--	--	--	--	
				TOTAL	50.0	1,380.0	--	--	--		
SOURCE OF FUNDS STP-0	LOCAL STATE	--	--	--	--	--					
	FEDERAL	10.0	276.0	--	--	--					
	FEDERAL	40.0	1,104.0	--	--	--					
	TOTAL	50.0	1,380.0	--	--	--					
	10 (999)	PAVEMENT MARKING AND SIGNING WITHIN SOUTHEASTERN WISCONSIN 8009778	HP	DETAIL COSTS	PE	--	--	--	--	--	EXEMPT
					ROW	--	--	--	--	--	
					CONST	500.0	500.0	500.0	500.0	--	
					OTHER	--	--	--	--	--	
				TOTAL	500.0	500.0	500.0	500.0	--		
SOURCE OF FUNDS STP-0	LOCAL STATE	--	--	--	--	--					
	FEDERAL	100.0	100.0	100.0	100.0	--					
	FEDERAL	400.0	400.0	400.0	400.0	--					
	TOTAL	500.0	500.0	500.0	500.0	--					
	11 (1000)	PAVEMENT REPAIR ON VARIOUS FREEWAYS WITHIN SOUTHEASTERN WISCONSIN 8009777	HP	DETAIL COSTS	PE	--	--	--	--	--	EXEMPT
					ROW	--	--	--	--	--	
					CONST	5,000.0	5,000.0	5,000.0	5,000.0	--	
					OTHER	--	--	--	--	--	
				TOTAL	5,000.0	5,000.0	5,000.0	5,000.0	--		
SOURCE OF FUNDS	LOCAL STATE	--	--	--	--	--					
	FEDERAL	5,000.0	5,000.0	5,000.0	5,000.0	--					
	FEDERAL	--	--	--	--	--					
	TOTAL	5,000.0	5,000.0	5,000.0	5,000.0	--					
	12 (1018)	STRUCTURAL REHABILITATION AND CONCRETE SURFACE REPAIRS TO VARIOUS BRIDGES IN SOUTHEAST REGION 8009768 1000-30-61	HP	DETAIL COSTS	PE	264.0	--	--	--	--	EXEMPT
					ROW	--	--	--	--	--	
					CONST	--	--	--	--	--	
					OTHER	--	--	--	--	2,276.0	
				TOTAL	264.0	--	--	--	2,276.0		
SOURCE OF FUNDS	LOCAL STATE	--	--	--	--	--					
	FEDERAL	264.0	--	--	--	--					
	FEDERAL	--	--	--	--	--					
	TOTAL	264.0	--	--	--	--					
	13 (12)	RESURFACING OF IH-43 FROM SILVER SPRING DR TO NORTH MILWAUKEE COUNTY LINE 8009951 1228-18-70	HP	DETAIL COSTS	PE	50.0	--	--	--	--	EXEMPT
					ROW	--	--	--	--	--	
					CONST	--	--	--	--	--	
					OTHER	--	--	--	--	--	
				TOTAL	50.0	--	--	--	--		
SOURCE OF FUNDS IH-M	LOCAL STATE	--	--	--	--	--					
	FEDERAL	5.0	--	--	--	--					
	FEDERAL	45.0	--	--	--	--					
	TOTAL	50.0	--	--	--	--					
	14 (1024)	STRUCTURAL REHABILITATION AND CONCRETE SURFACE REPAIRS ON IH 43/IH 94 (VALLEY BRIDGE) FROM NATIONAL AVE TO MEMOMONEE RIVER IN THE CITY OF MILWAUKEE 8009767 1030-05-60	HP	DETAIL COSTS	PE	92.4	--	--	--	--	EXEMPT
					ROW	--	--	--	--	--	
					CONST	--	--	--	--	--	
					OTHER	--	--	--	--	847.6	
				TOTAL	92.4	--	--	--	847.6		
SOURCE OF FUNDS	LOCAL STATE	--	--	--	--	--					
	FEDERAL	92.4	--	--	--	--					
	FEDERAL	--	--	--	--	--					
	TOTAL	92.4	--	--	--	--					
	15 (1019)	STRUCTURAL REHABILITATION AND CONCRETE SURFACE REPAIRS ON IH 43 URT BRIDGE (B-40-115 AND B-40-116) IN MILWAUKEE COUNTY 8009766 1228-02-63	HP	DETAIL COSTS	PE	50.0	--	--	--	--	EXEMPT
					ROW	--	--	--	--	--	
					CONST	--	1,100.0	--	--	--	
					OTHER	--	--	--	--	--	
				TOTAL	50.0	1,100.0	--	--	--		
SOURCE OF FUNDS	LOCAL STATE	--	--	--	--	--					
	FEDERAL	50.0	1,100.0	--	--	--					
	FEDERAL	--	--	--	--	--					
	TOTAL	50.0	1,100.0	--	--	--					
	16 (14)	REHABILITATION OF IH-94 (EASTBOUND AND WESTBOUND) FROM 70TH ST TO 32ND ST (2.5 MI) 8009956 1060-34-70	HP	DETAIL COSTS	PE	100.0	--	--	--	--	EXEMPT
					ROW	--	--	--	--	--	
					CONST	8,877.1	12,787.3	--	--	--	
					OTHER	3,300.0	--	--	--	--	
				TOTAL	12,277.1	12,787.3	--	--	--		
SOURCE OF FUNDS IH-M	LOCAL STATE	--	--	--	--	--					
	FEDERAL	4,121.0	1,278.7	--	--	--					
	FEDERAL	8,156.1	11,508.6	--	--	--					
	TOTAL	12,277.1	12,787.3	--	--	--					

TRANSPORTATION IMPROVEMENT PROGRAM FOR THE MILWAUKEE TRANSPORTATION MANAGEMENT AREA --
MILWAUKEE COUNTY 2011-2014

PROJECT SPONSOR	PROJECT			ESTIMATED COSTS (\$1,000)						AIR QUAL STAT	
	NO	DESCRIPTION / STATE ID	TYPE	2011	2012	2013	2014	REMAINING			
STATE OF WISCONSIN	17 (15)	RECONSTRUCTION OF THE ZOO INTERCHANGE AND APPROACHES ON IH-94, IH 894 AND USH 45 IN MILWAUKEE COUNTY 8000205 1060-33-00	HP	DETAIL COSTS	PE	10,000.0	--	--	--	--	EXEMPT
					ROW	--	--	--	--		
					CONST	--	--	--	--		
				OTHER	--	--	--	--			
				TOTAL	10,000.0	--	--	--	--		
SOURCE OF FUNDS IH-M	LOCAL STATE	--	--	--	--	--					
	FEDERAL	2,000.0	--	--	--	--					
TOTAL	10,000.0	--	--	--	--						
	18 (1020)	STRUCTURAL REHABILITATION AND CONCRETE SURFACE REPAIRS ON 76TH ST BRIDGE (B-40-89) OVER IH 94 IN THE CITY OF MILWAUKEE 8009764 1060-03-62	HP	DETAIL COSTS	PE	198.0	--	--	--	--	EXEMPT
					ROW	--	--	--	--		
					CONST	--	--	--	--		
				OTHER	--	--	--	1,707.0			
				TOTAL	198.0	--	--	--	1,707.0		
SOURCE OF FUNDS	LOCAL STATE	--	--	--	--	--					
	FEDERAL	198.0	--	--	--	--					
TOTAL	198.0	--	--	--	--						
	19 (16)	REHABILITATION OF THE HOAN BRIDGE ON IH-794 IN THE CITY OF MILWAUKEE 8000043 1300-08-70	HP	DETAIL COSTS	PE	100.0	--	--	100.0	--	EXEMPT
					ROW	--	--	--	--		
					CONST	--	--	--	--		
				OTHER	--	--	--	--			
				TOTAL	100.0	--	--	100.0	--		
SOURCE OF FUNDS STP-O	LOCAL STATE	--	--	--	--	--					
	FEDERAL	20.0	--	--	20.0	--					
TOTAL	100.0	--	--	100.0	--						
	20 (1036)	BRIDGE DECK SURFACE REPAIR ON THE HOAN BRIDGE (IH 794) FROM THE LAKE INTERCHANGE TO CARFERRY DR IN THE CITY OF MILWAUKEE (2.3 MI) 8009756 1300-03-03	HP	DETAIL COSTS	PE	100.0	--	--	--	--	EXEMPT
					ROW	--	--	--	--		
					CONST	20,000.0	--	--	--		
				OTHER	--	--	--	--			
				TOTAL	20,100.0	--	--	--	--		
SOURCE OF FUNDS	LOCAL STATE	--	--	--	--	--					
	FEDERAL	20,100.0	--	--	--	--					
TOTAL	20,100.0	--	--	--	--						
	21 (1021)	RECONSTRUCTION OF PORTIONS OF BRIDGE DECK SURFACE ON THE HOAN BRIDGE (IH 794) (2.35 MI) 8000249 1300-03-73	HP	DETAIL COSTS	PE	--	--	--	--	--	EXEMPT
					ROW	--	--	--	--		
					CONST	200.0	--	--	--		
				OTHER	--	--	--	--			
				TOTAL	200.0	--	--	--	--		
SOURCE OF FUNDS	LOCAL STATE	--	--	--	--	--					
	FEDERAL	200.0	--	--	--	--					
TOTAL	200.0	--	--	--	--						
	22 (1037)	REPLACEMENT OF THE IH 794 BRIDGE BETWEEN THE MILWAUKEE RIVER AND THE LAKE INTERCHANGE AND REHABILITATION OF THE LAKE INTERCHANGE IN THE CITY OF MILWAUKEE (0.5 MI) 8009754	HP	DETAIL COSTS	PE	500.0	--	--	--	--	EXEMPT
					ROW	--	--	--	--		
					CONST	--	--	--	--		
				OTHER	--	--	--	--			
				TOTAL	500.0	--	--	--	--		
SOURCE OF FUNDS IH-M	LOCAL STATE	--	--	--	--	--					
	FEDERAL	50.0	--	--	--	--					
TOTAL	500.0	--	--	--	--						
	23 (1021)	STRUCTURAL REHABILITATION AND CONCRETE SURFACE REPAIRS ON IH 794 (HOAN BRIDGE) FROM LAKE INTERCHANGE TO CARFERRY DR (2.5 MI) 8009761 1300-03-74	HP	DETAIL COSTS	PE	--	--	--	--	--	EXEMPT
					ROW	--	--	--	--		
					CONST	18,000.0	--	--	--		
				OTHER	--	--	--	--			
				TOTAL	18,000.0	--	--	--	--		
SOURCE OF FUNDS	LOCAL STATE	--	--	--	--	--					
	FEDERAL	18,000.0	--	--	--	--					
TOTAL	18,000.0	--	--	--	--						
	24 (17)	MAINTENANCE (ROUT AND SEAL) OF IH-894 FROM THE ZOO INTERCHANGE TO THE MITCHELL INTERCHANGE IN THE CITIES OF GREENFIELD AND MILWAUKEE (5.0 MI) 8009961 1090-21-60	HP	DETAIL COSTS	PE	50.0	--	--	--	--	EXEMPT
					ROW	--	--	--	--		
					CONST	--	--	--	--		
				OTHER	--	--	--	--			
				TOTAL	50.0	--	--	--	--		
SOURCE OF FUNDS IH-M	LOCAL STATE	--	--	--	--	--					
	FEDERAL	10.0	--	--	--	--					
TOTAL	50.0	--	--	--	--						

TRANSPORTATION IMPROVEMENT PROGRAM FOR THE MILWAUKEE TRANSPORTATION MANAGEMENT AREA --
MILWAUKEE COUNTY 2011-2014

PROJECT SPONSOR	PROJECT			ESTIMATED COSTS (\$1,000)					AIR QUAL STAT		
	NO	DESCRIPTION / STATE ID	TYPE	2011	2012	2013	2014	REMAINING			
STATE OF WISCONSIN	25 (1022)	STRUCTURAL REHABILITATION AND CONCRETE SURFACE REPAIRS ON IH 894/USH 45, DAKOTA ST PEDESTRIAN BRIDGE (B-40-0122) OVER IH 894/USH 45 IN THE CITY OF WEST ALLIS 8009762 1100-03-63	HP	DETAIL COSTS	PE	50.0	--	--	--	--	EXEMPT
					ROW	--	--	--	--	--	
					CONST	--	--	--	--	--	
				OTHER	--	--	--	--	1,650.0		
				TOTAL	50.0	--	--	--	1,650.0		
SOURCE OF FUNDS	LOCAL	--	--	--	--	--					
	STATE	50.0	--	--	--	--					
	FEDERAL	--	--	--	--	--					
TOTAL	50.0	--	--	--	--						
	26 (21)	RECONSTRUCTION OF W BLUE MOUND RD (USH 18) FROM 124TH ST TO MAYFAIR RD (STH 100) IN THE CITY OF WAUWATOSA (2.03 MI) 8009902 2210-07-71	HP	DETAIL COSTS	PE	--	--	--	--	--	EXEMPT
					ROW	--	--	--	--	--	
					CONST	7,590.0	--	--	--	--	
				OTHER	--	--	--	--	--		
				TOTAL	7,590.0	--	--	--	--		
SOURCE OF FUNDS STP-0	LOCAL	274.2	--	--	--	--					
	STATE	7,315.8	--	--	--	--					
	FEDERAL	--	--	--	--	--					
TOTAL	7,590.0	--	--	--	--						
	27 (23)	USH 41 INTERSTATE CONVERSION PLAN 8009976 1113-00-00	HP	DETAIL COSTS	PE	250.0	--	--	--	--	EXEMPT
					ROW	--	--	--	--	--	
					CONST	--	--	--	--	--	
				OTHER	--	--	--	--	--		
				TOTAL	250.0	--	--	--	--		
SOURCE OF FUNDS STP-0	LOCAL	--	--	--	--	--					
	STATE	50.0	--	--	--	--					
	FEDERAL	200.0	--	--	--	--					
TOTAL	250.0	--	--	--	--						
	28 (25)	REHABILITATION OF W APPLETON AVE (USH 41) FROM W CAPITOL DR (STH 190) TO USH 45 IN THE CITY OF MILWAUKEE (3.9 MI) 8000185 2010-10-70	HP	DETAIL COSTS	PE	860.0	--	--	--	--	EXEMPT
					ROW	--	--	--	--	--	
					CONST	--	--	8,030.0	--	--	
				OTHER	--	--	--	--	--		
				TOTAL	860.0	--	8,030.0	--	--		
SOURCE OF FUNDS NHS	LOCAL	--	--	543.3	--	--					
	STATE	172.0	--	1,082.4	--	--					
	FEDERAL	688.0	--	6,404.3	--	--					
TOTAL	860.0	--	8,030.0	--	--						
	29 (26)	REHABILITATION OF USH 41 FROM IH-94 TO LISBON AVE IN THE CITY OF MILWAUKEE (3.8 MI) 8000184 1350-09-70	HP	DETAIL COSTS	PE	1,285.5	--	--	--	--	EXEMPT
					ROW	--	--	--	--	--	
					CONST	--	--	--	--	--	
				OTHER	--	--	--	--	11,342.2		
				TOTAL	1,285.5	--	--	--	11,342.2		
SOURCE OF FUNDS NHS	LOCAL	--	--	--	--	--					
	STATE	257.1	--	--	--	--					
	FEDERAL	1,028.4	--	--	--	--					
TOTAL	1,285.5	--	--	--	--						
	30 (27)	REHABILITATION OF USH 45 FROM NORTH AVE TO GOOD HOPE RD (CTH PP) IN MILWAUKEE COUNTY (6.10 MI) 8000183 1100-20-70	HP	DETAIL COSTS	PE	50.0	--	--	--	--	EXEMPT
					ROW	--	--	--	--	--	
					CONST	--	--	--	--	--	
				OTHER	--	--	--	--	27,600.0		
				TOTAL	50.0	--	--	--	27,600.0		
SOURCE OF FUNDS NHS	LOCAL	--	--	--	--	--					
	STATE	50.0	--	--	--	--					
	FEDERAL	--	--	--	--	--					
TOTAL	50.0	--	--	--	--						
	31 (849)	REHABILITATION OF USH 45 FROM BURLEIGH ST TO ZOO INTERCHANGE IN MILWAUKEE COUNTY 8009810 1100-27-60	HP	DETAIL COSTS	PE	50.0	--	--	--	--	EXEMPT
					ROW	--	--	--	--	--	
					CONST	--	--	--	--	--	
				OTHER	--	--	--	--	--		
				TOTAL	50.0	--	--	--	--		
SOURCE OF FUNDS	LOCAL	--	--	--	--	--					
	STATE	50.0	--	--	--	--					
	FEDERAL	--	--	--	--	--					
TOTAL	50.0	--	--	--	--						
	32 ^a (28)	RECONSTRUCTION OF USH 45/STH 100 (108TH ST) FROM W COLLEGE AVE TO LAYTON AVE IN THE VILLAGE OF HALES CORNERS (2.0 MI) 8000002 2040-11-70	HP	DETAIL COSTS	PE	2,298.2	--	--	--	--	EXEMPT
					ROW	--	--	5,350.0	--	--	
					CONST	--	--	--	--	--	
				OTHER	--	--	--	--	21,450.0		
				TOTAL	2,298.2	--	5,350.0	--	21,450.0		
SOURCE OF FUNDS NHS	LOCAL	--	--	--	--	--					
	STATE	459.6	--	5,350.0	--	--					
	FEDERAL	1,838.6	--	--	--	--					
TOTAL	2,298.2	--	5,350.0	--	--						

TRANSPORTATION IMPROVEMENT PROGRAM FOR THE MILWAUKEE TRANSPORTATION MANAGEMENT AREA --
MILWAUKEE COUNTY 2011-2014

PROJECT SPONSOR	PROJECT			ESTIMATED COSTS (\$1,000)						AIR QUAL STAT	
	NO	DESCRIPTION / STATE ID	TYPE	2011	2012	2013	2014	REMAINING			
STATE OF WISCONSIN	33 (29)	BRIDGE REPLACEMENTS ON USH 45/STH 100 OVER W RAWSON AVE (CTH BB) IN THE CITY OF FRANKLIN 8000104 2040-12-70	HP	DETAIL COSTS	PE	687.5	--	--	--	--	EXEMPT
					ROW	--	--	--	--	--	
					CONST	--	6,417.0	--	--	--	
				OTHER	--	--	--	--	--		
				TOTAL	687.5	6,417.0	--	--	--		
SOURCE OF FUNDS NHS	LOCAL	--	--	--	--	--					
	STATE	137.5	1,283.4	--	--	--					
	FEDERAL	550.0	5,133.6	--	--	--					
TOTAL	687.5	6,417.0	--	--	--						
	34 (850)	REMOVE CULVERT AND REGRADE IN THE SOUTHEAST QUADRANT OF USH 45 AND RAWSON RD INTERCHANGE IN MILWAUKEE COUNTY 8009814 2040-18-70	HP	DETAIL COSTS	PE	18.7	--	--	--	--	EXEMPT
					ROW	--	--	--	--	--	
					CONST	--	--	175.0	--	--	
				OTHER	--	--	--	--	--		
				TOTAL	18.7	--	175.0	--	--		
SOURCE OF FUNDS	LOCAL	--	--	--	--	--					
	STATE	18.7	--	175.0	--	--					
	FEDERAL	--	--	--	--	--					
TOTAL	18.7	--	175.0	--	--						
	35 (1023)	STRUCTURAL REHABILITATION AND CONCRETE SURFACE REPAIRS ON CENTER ST PEDESTRIAN BRIDGE (B-40-384) OVER USH 45 IN THE CITY OF WAUWATOSA 8009763 1100-03-62	HP	DETAIL COSTS	PE	50.0	--	--	--	--	EXEMPT
					ROW	--	--	--	--	--	
					CONST	--	--	--	--	1,650.0	
				OTHER	--	--	--	--	--		
				TOTAL	50.0	--	--	--	1,650.0		
SOURCE OF FUNDS	LOCAL	--	--	--	--	--					
	STATE	50.0	--	--	--	--					
	FEDERAL	--	--	--	--	--					
TOTAL	50.0	--	--	--	--						
	36 (31)	RESURFACING OF JANESVILLE RD (STH 24) FROM WAUKESHA COUNTY LINE TO 108TH ST IN MILWAUKEE COUNTY (1.10 MI) 8009907 2380-02-70	HP	DETAIL COSTS	PE	378.9	--	--	--	--	EXEMPT
					ROW	--	--	--	--	--	
					CONST	--	--	--	3,536.3	--	
				OTHER	--	--	--	--	--		
				TOTAL	378.9	--	--	3,536.3	--		
SOURCE OF FUNDS STP-0	LOCAL	--	--	--	--	--					
	STATE	75.8	--	--	707.3	--					
	FEDERAL	303.1	--	--	2,829.0	--					
TOTAL	378.9	--	--	3,536.3	--						
	37 (34)	RECONSTRUCTION OF W LOOMIS RD (STH 36) FROM S 51ST ST IN THE CITY OF GREENFIELD TO W FARDALE AVE IN THE CITY OF MILWAUKEE (2.00 MI) 8000030 2240-14-70	HP	DETAIL COSTS	PE	1,055.4	--	--	--	--	EXEMPT
					ROW	--	1,127.5	--	--	--	
					CONST	--	--	--	--	10,959.7	
				OTHER	--	--	--	--	--		
				TOTAL	1,055.4	1,127.5	--	--	10,959.7		
SOURCE OF FUNDS NHS	LOCAL	--	--	--	--	--					
	STATE	211.1	1,127.5	--	--	--					
	FEDERAL	844.3	--	--	--	--					
TOTAL	1,055.4	1,127.5	--	--	--						
	38 (36)	REHABILITATION OF W LOOMIS RD (STH 36) FROM USH 45/STH 100 TO 51ST ST IN THE CITY OF FRANKLIN AND VILLAGE OF GREENDALE (5.30 MI) 8000195 2240-16-70	HP	DETAIL COSTS	PE	--	--	--	--	--	EXEMPT
					ROW	--	--	--	--	--	
					CONST	10,307.3	--	--	--	--	
				OTHER	--	--	--	--	--		
				TOTAL	10,307.3	--	--	--	--		
SOURCE OF FUNDS STP-0	LOCAL	1.7	--	--	--	--					
	STATE	2,061.1	--	--	--	--					
	FEDERAL	8,244.5	--	--	--	--					
TOTAL	10,307.3	--	--	--	--						
	39 (40)	REHABILITATION OF S HOWELL AVE (STH 38) FROM LAYTON AVE (CTH Y) TO E HOWARD AVE IN THE CITY OF MILWAUKEE (1.00 MI) 8000173 2060-11-70	HP	DETAIL COSTS	PE	341.0	--	--	--	--	EXEMPT
					ROW	--	--	--	--	--	
					CONST	--	--	--	--	3,182.6	
				OTHER	--	--	--	76.9	--		
				TOTAL	341.0	--	--	76.9	3,182.6		
SOURCE OF FUNDS STP-0	LOCAL	85.2	--	--	--	--					
	STATE	255.8	--	--	15.4	--					
	FEDERAL	--	--	--	61.5	--					
TOTAL	341.0	--	--	76.9	--						
	40 (39)	REHABILITATION OF S HOWELL AVE (STH 38) FROM LAYTON AVE (CTH Y) TO W GRANGE AVE IN THE CITY OF MILWAUKEE (0.80 MI) 8000172 2060-10-70	HP	DETAIL COSTS	PE	600.0	--	--	--	--	EXEMPT
					ROW	--	--	--	--	--	
					CONST	--	--	--	--	4,343.5	
				OTHER	--	--	--	--	--		
				TOTAL	600.0	--	--	--	4,343.5		
SOURCE OF FUNDS	LOCAL	150.0	--	--	--	--					
	STATE	450.0	--	--	--	--					
	FEDERAL	--	--	--	--	--					
TOTAL	600.0	--	--	--	--						

TRANSPORTATION IMPROVEMENT PROGRAM FOR THE MILWAUKEE TRANSPORTATION MANAGEMENT AREA --
MILWAUKEE COUNTY 2011-2014

PROJECT SPONSOR	PROJECT			ESTIMATED COSTS (\$1,000)						AIR QUAL STAT	
	NO	DESCRIPTION / STATE ID	TYPE	2011	2012	2013	2014	REMAINING			
STATE OF WISCONSIN	41 (704) R	RESURFACING OF STH 38 FROM RYAN ROAD IN THE CITY OF OAK CREEK TO GRANGE AVE IN THE CITY OF MILWAUKEE 8009859 2060-15-71	HP	DETAIL COSTS	PE	100.0	--	--	--	--	EXEMPT
					ROW	--	--	--	--	--	
					CONST	4,700.0	--	--	--	--	
				OTHER	--	--	--	--	--		
				TOTAL	4,800.0	--	--	--	--		
SOURCE OF FUNDS FED REC	LOCAL STATE	--	--	--	--	--	--	--			
	FEDERAL	4,800.0	--	--	--	--	--				
	TOTAL	4,800.0	--	--	--	--					
	42 (41)	REHABILITATION OF STH 57 FROM TEUTONIA AVE TO MEQUON RD (STH 57/167) IN THE VILLAGE OF BROWN DEER AND CITY OF MEQUON (3.6 MI) 8000201 2270-04-70	HP	DETAIL COSTS	PE	1,016.1	--	--	--	--	EXEMPT
					ROW	--	--	300.0	--	--	
					CONST	--	--	--	--	9,484.0	
				OTHER	--	--	--	--	--		
				TOTAL	1,016.1	--	300.0	--	9,484.0		
SOURCE OF FUNDS STP-0	LOCAL STATE	--	--	--	--	--	--				
	FEDERAL	203.2	--	300.0	--	--	--				
	TOTAL	1,016.1	--	300.0	--	--					
	43 (43)	REHABILITATION OF STH 57 FROM W ST PAUL AVE TO W HIGHLAND BOULEVARD (USH 18) IN THE CITY OF MILWAUKEE (0.60 MI) 8000199 2265-09-70	HP	DETAIL COSTS	PE	225.7	--	--	--	--	EXEMPT
					ROW	--	--	--	--	--	
					CONST	--	--	2,081.0	--	--	
				OTHER	--	--	25.9	--	--		
				TOTAL	225.7	--	2,106.9	--	--		
SOURCE OF FUNDS STP-0	LOCAL STATE	56.4	--	323.4	--	--					
	FEDERAL	169.3	--	178.3	--	--					
	TOTAL	225.7	--	2,106.9	--	--					
	44 (44)	RESURFACING OF N 20TH ST (STH 57) FROM W HOPKINS ST TO W CAPITOL DR (STH 190) IN THE CITY OF MILWAUKEE (0.95 MI) 8009918 2275-04-70	HP	DETAIL COSTS	PE	184.8	--	--	--	--	EXEMPT
					ROW	--	--	--	--	--	
					CONST	--	--	1,725.0	--	--	
				OTHER	--	50.0	--	--	--		
				TOTAL	184.8	50.0	1,725.0	--	--		
SOURCE OF FUNDS STP-0	LOCAL STATE	--	--	241.5	--	--					
	FEDERAL	46.2	10.0	103.5	--	--					
	TOTAL	184.8	50.0	1,725.0	--	--					
	45 (45)	RECONSTRUCTION OF GREENFIELD AVE (STH 59) FROM 124TH ST TO IH-894 IN THE CITY OF WEST ALLIS (1.51 MI) 8009919 2230-14-70	HP	DETAIL COSTS	PE	596.0	--	--	--	--	EXEMPT
					ROW	--	--	--	--	--	
					CONST	--	--	5,562.8	--	--	
				OTHER	--	--	--	--	--		
				TOTAL	596.0	--	5,562.8	--	--		
SOURCE OF FUNDS STP-0	LOCAL STATE	--	--	--	--	--					
	FEDERAL	119.2	--	1,112.6	--	--					
	TOTAL	596.0	--	5,562.8	--	--					
	46 (46)	RESURFACING OF STH 100 (BROWN DEER RD) FROM 91ST ST TO STH 57 IN MILWAUKEE COUNTY (3.17 MI) 8001029 2150-00-71	HP	DETAIL COSTS	PE	450.0	--	--	--	--	EXEMPT
					ROW	--	--	--	--	--	
					CONST	--	--	--	--	5,175.0	
				OTHER	--	--	--	--	--		
				TOTAL	450.0	--	--	--	5,175.0		
SOURCE OF FUNDS NHS	LOCAL STATE	--	--	--	--	--					
	FEDERAL	90.0	--	--	--	--					
	TOTAL	450.0	--	--	--	--					
	47 (48)	RESURFACING OF MAYFAIR RD (STH 100) FROM BURLEIGH ST TO SILVER SPRING DR (CTH E) IN THE CITIES OF WAUWATOSA AND MILWAUKEE (6.01 MI) 8009933 2030-09-70	HP	DETAIL COSTS	PE	844.4	--	--	--	--	EXEMPT
					ROW	53.5	--	--	--	--	
					CONST	--	--	7,880.8	--	--	
				OTHER	--	--	--	--	--		
				TOTAL	897.9	--	7,880.8	--	--		
SOURCE OF FUNDS STP-0	LOCAL STATE	--	--	103.6	--	--					
	FEDERAL	179.6	--	1,579.8	--	--					
	TOTAL	897.9	--	7,880.8	--	--					
	48 (51)	REHABILITATION OF STH 100 FROM WATERTOWN PLANK RD TO BURLEIGH ST IN THE CITY OF WAUWATOSA (2.0 MI) 8000182 2032-02-72	HP	DETAIL COSTS	PE	--	--	--	--	--	EXEMPT
					ROW	--	--	--	--	--	
					CONST	8,625.0	--	--	--	--	
				OTHER	50.0	--	--	--	--		
				TOTAL	8,675.0	--	--	--	--		
SOURCE OF FUNDS STP-0	LOCAL STATE	--	--	--	--	--					
	FEDERAL	1,775.0	--	--	--	--					
	TOTAL	8,675.0	--	--	--	--					

TRANSPORTATION IMPROVEMENT PROGRAM FOR THE MILWAUKEE TRANSPORTATION MANAGEMENT AREA --
MILWAUKEE COUNTY 2011-2014

PROJECT SPONSOR	PROJECT			ESTIMATED COSTS (\$1,000)						AIR QUAL STAT	
	NO	DESCRIPTION / STATE ID	TYPE	2011	2012	2013	2014	REMAINING			
STATE OF WISCONSIN	49 (960)	RECONSTRUCTION OF 108TH ST (STH 100) FROM LAYTON AVE TO WATERTOWN PLANK RD IN THE CITY OF GREENFIELD AND CITY OF WEST ALLIS (6.0 MI)	HP	DETAIL COSTS	PE	4,242.9	--	--	--	--	EXEMPT
					ROW	--	--	--	2,140.0	--	
					CONST	--	--	--	--	39,357.1	
				OTHER	--	--	--	--	--		
				TOTAL	4,242.9	--	--	2,140.0	39,357.1		
SOURCE OF FUNDS STP-O	LOCAL	--	--	--	--	--					
	STATE	848.6	--	--	2,140.0	--					
	FEDERAL	3,394.3	--	--	--	--					
8009785	2030-07-71	TOTAL	4,242.9	--	--	2,140.0	--				
	50 (50)	REHABILITATION OF STH 100 (RYAN ROAD) FROM S 27TH ST (USH241) TO STH 38 IN THE CITY OF OAK CREEK (1.96 MI)	HP	DETAIL COSTS	PE	708.6	--	--	--	--	EXEMPT
					ROW	--	--	--	--	--	
					CONST	--	--	6,613.3	--	--	
				OTHER	--	--	--	--	--		
				TOTAL	708.6	--	6,613.3	--	--		
SOURCE OF FUNDS NHS	LOCAL	--	--	124.9	--	--					
	STATE	141.7	--	1,297.7	--	--					
	FEDERAL	566.9	--	5,190.7	--	--					
8000169	2040-16-70	TOTAL	708.6	--	6,613.3	--	--				
	51 (946)	REDECK VARIOUS BRIDGES ON STH 145 (FOND DU LAC FREEWAY) IN THE CITY OF MILWAUKEE	HP	DETAIL COSTS	PE	1,355.4	--	--	--	--	EXEMPT
					ROW	--	--	--	--	--	
					CONST	--	--	--	--	11,794.6	
				OTHER	--	--	--	--	--		
				TOTAL	1,355.4	--	--	--	11,794.6		
SOURCE OF FUNDS NHS	LOCAL	--	--	--	--	--					
	STATE	271.1	--	--	--	--					
	FEDERAL	1,084.3	--	--	--	--					
8009793	1360-09-70	TOTAL	1,355.4	--	--	--	--				
	52 (56)	RESURFACING AND BRIDGE REHABILITATION OF 76TH ST (STH 181) FROM GRANTOSA DR TO FLORIST AVE IN THE CITY OF MILWAUKEE (1.14 MI)	HP	DETAIL COSTS	PE	319.6	--	--	--	--	EXEMPT
					ROW	--	--	--	--	--	
					CONST	--	--	--	2,982.8	--	
				OTHER	--	--	--	--	--		
				TOTAL	319.6	--	--	2,982.8	--		
SOURCE OF FUNDS NHS	LOCAL	--	--	--	129.8	--					
	STATE	63.7	--	--	489.7	--					
	FEDERAL	255.9	--	--	2,363.3	--					
8009940	2140-13-70	TOTAL	319.6	--	--	2,982.8	--				
	53 (58)	RECONSTRUCTION OF W CAPITOL DR (STH 190) FROM MAYFAIR RD TO N 84TH ST IN THE CITY OF MILWAUKEE (1.50 MI)	HP	DETAIL COSTS	PE	892.4	--	--	--	--	EXEMPT
					ROW	--	--	--	--	--	
					CONST	--	8,924.0	--	--	--	
				OTHER	--	245.5	--	--	--		
				TOTAL	892.4	9,169.5	--	--	--		
SOURCE OF FUNDS STP-O	LOCAL	223.1	39.0	--	--	--					
	STATE	669.3	1,826.1	--	--	--					
	FEDERAL	--	7,304.4	--	--	--					
8000190	2025-11-70	TOTAL	892.4	9,169.5	--	--	--				
	54	RECONSTRUCTION OF W CAPITOL DR (STH 190) FROM 84TH ST TO 60TH ST IN THE CITY OF MILWAUKEE (1.5 MI)	HP	DETAIL COSTS	PE	956.1	--	--	--	--	EXEMPT
					ROW	--	--	--	--	--	
					CONST	--	--	8,924.0	--	--	
				OTHER	--	--	550.1	--	--		
				TOTAL	956.1	--	9,474.1	--	--		
SOURCE OF FUNDS STP-O	LOCAL	239.0	39.0	--	--	--					
	STATE	717.1	--	1,887.0	--	--					
	FEDERAL	--	--	7,548.1	--	--					
8000244	2025-11-71	TOTAL	956.1	--	9,474.1	--	--				
	55 (210)	RECONSTRUCTION OF THE WEST CAPITOL DR (STH 190) BRIDGE (B-40-059) OVER MENOMONEE RIVER IN THE CITY OF MILWAUKEE (0.01 MI)	HP	DETAIL COSTS	PE	--	--	--	--	--	EXEMPT
					ROW	--	--	--	--	--	
					CONST	--	2,085.9	--	--	--	
				OTHER	--	--	--	--	--		
				TOTAL	--	2,085.9	--	--	--		
SOURCE OF FUNDS STP-M	LOCAL	--	--	--	--	--					
	STATE	--	417.2	--	--	--					
	FEDERAL	--	1,668.7	--	--	--					
8000510	2025-16-00	TOTAL	--	2,085.9	--	--	--				
	56 (61)	REHABILITATION OF S 27TH ST (STH 241) FROM HOWARD AVE TO OKLAHOMA AVE IN THE CITY OF MILWAUKEE (1.00 MI)	HP	DETAIL COSTS	PE	556.2	--	--	--	--	EXEMPT
					ROW	--	--	--	--	--	
					CONST	--	--	--	5,191.7	--	
				OTHER	--	--	102.5	--	--		
				TOTAL	556.2	--	102.5	5,191.7	--		
SOURCE OF FUNDS STP-O	LOCAL	139.0	--	--	522.8	--					
	STATE	417.2	--	20.5	423.3	--					
	FEDERAL	--	--	82.0	4,245.6	--					
8000197	2265-08-70	TOTAL	556.2	--	102.5	5,191.7	--				

TRANSPORTATION IMPROVEMENT PROGRAM FOR THE MILWAUKEE TRANSPORTATION MANAGEMENT AREA --
MILWAUKEE COUNTY 2011-2014

PROJECT SPONSOR	PROJECT			ESTIMATED COSTS (\$1,000)					AIR QUAL STAT	
	NO	DESCRIPTION / STATE ID	TYPE	2011	2012	2013	2014	REMAINING		
STATE OF WISCONSIN	57	REPAIR PORTIONS OF LAKE PARKWAY (STH 794) FROM E LAYTON AVE (CTH Y) TO CARFERRY DR IN MILWAUKEE COUNTY (3.1 MI)	HP	DETAIL COSTS	PE	--	--	--	--	EXEMPT
					ROW	--	--	--	--	
				CONST	--	--	--	--		
				OTHER	200.0	--	--	--		
TOTAL	200.0	--	--	--						
SOURCE OF FUNDS	LOCAL	--	--	--	--					
	STATE	200.0	--	--	--					
	FEDERAL	--	--	--	--					
TOTAL	200.0	--	--	--						
8000250	1300-03-60									
	58	RESURFACING OF LAKE PARKWAY (STH 794) FROM CARFERRY DR TO LAYTON AVE (CTH Y) IN MILWAUKEE COUNTY (3.1 MI)	HP	DETAIL COSTS	PE	493.0	--	--	--	EXEMPT
					ROW	--	--	--	--	
				CONST	--	--	--	--		
				OTHER	--	--	--	--		
TOTAL	493.0	--	--	--						
SOURCE OF FUNDS	LOCAL	--	--	--	--					
	STATE	493.0	--	--	--					
	FEDERAL	--	--	--	--					
TOTAL	493.0	--	--	--						
8000248	1300-03-72									
	59	ACQUISITION OF RIGHT OF WAY FOR LOOMIS ROAD (STH 36) PARK AND RIDE LOT IN MILWAUKEE COUNTY	HP	DETAIL COSTS	PE	--	--	--	--	EXEMPT
					ROW	605.0	--	--	--	
				CONST	--	--	--	--		
				OTHER	--	--	--	--		
TOTAL	605.0	--	--	--						
SOURCE OF FUNDS	LOCAL	--	--	--	--					
	STATE	605.0	--	--	--					
	FEDERAL	--	--	--	--					
TOTAL	605.0	--	--	--						
8000251	2240-00-20									
(947)	60	REDECK OF WATERTOWN PLANK ROAD BRIDGE OVER UNDERWOOD CREEK IN THE CITY OF WAUWATOSA (0.1 MI)	HP	DETAIL COSTS	PE	542.1	--	--	--	EXEMPT
					ROW	--	--	--	--	
				CONST	--	--	--	5,060.0		
				OTHER	--	--	--	--		
TOTAL	542.1	--	--	5,060.0						
SOURCE OF FUNDS STP-0	LOCAL	--	--	--	--					
	STATE	108.4	--	--	1,012.0					
	FEDERAL	433.7	--	--	4,048.0					
TOTAL	542.1	--	--	5,060.0						
8009792	2035-06-70									
(67)	61	RECONSTRUCTION WITH ADDITIONAL TRAFFIC LANES OF IH-94 FROM THE ILLINOIS STATE LINE TO THE MITCHELL INTERCHANGE IN MILWAUKEE, RACINE, AND KENOSHA COUNTIES (32.50 MI)	HI	DETAIL COSTS	PE	14,831.2	--	--	--	NON-EXEMPT
					ROW	--	494.6	320.2	--	
				CONST	53,883.8	269,858.0	169,989.5	102,422.6		
				OTHER	13,870.1	6,835.2	--	--		
TOTAL	82,585.1	277,187.8	170,309.7	102,422.6						
SOURCE OF FUNDS STP-0	LOCAL	4,777.8	2,945.6	52.8	--					
	STATE	58,880.8	175,215.4	123,325.7	34,581.7					
	FEDERAL	18,926.5	99,026.8	46,931.2	67,840.9					
TOTAL	82,585.1	277,187.8	170,309.7	102,422.6						
8000076										
(68)	62 ^b	RECONSTRUCTION WITH ADDITIONAL LANES OF USH 45/STH 100 FROM ST. MARTINS RD TO COLLEGE AVE (CTH ZZ) IN THE CITY OF FRANKLIN (2.98 MI)	HI	DETAIL COSTS	PE	2,665.9	--	--	--	NON-EXEMPT
					ROW	805.0	--	--	--	
				CONST	--	--	--	24,882.0		
				OTHER	--	--	--	--		
TOTAL	3,470.9	--	--	24,882.0						
SOURCE OF FUNDS NHS	LOCAL	--	--	--	23.2					
	STATE	694.2	--	--	4,971.8					
	FEDERAL	2,776.7	--	--	19,887.0					
TOTAL	3,470.9	--	--	24,882.0						
8000135	2040-14-70									
(69)	63	RECONSTRUCTION WITH ADDITIONAL LANES OF STH 100 (RYAN RD) FROM 60TH ST TO LOOMIS RD (STH 36) IN THE CITY OF FRANKLIN (3.51 MI)	HI	DETAIL COSTS	PE	1,699.5	--	--	--	NON-EXEMPT
					ROW	3,290.3	--	--	15,862.0	
				CONST	--	--	--	--		
				OTHER	--	--	--	--		
TOTAL	4,989.8	--	--	15,862.0						
SOURCE OF FUNDS NHS	LOCAL	--	--	--	--					
	STATE	998.0	--	--	3,172.4					
	FEDERAL	3,991.8	--	--	12,689.6					
TOTAL	4,989.8	--	--	15,862.0						
8000160	2040-15-71									
(70)	64	RECONSTRUCTION WITH ADDITIONAL LANES OF 27TH ST (STH 241) FROM W DREXEL AVE TO COLLEGE AVE (CTH ZZ) IN THE CITIES OF FRANKLIN AND OAK CREEK (2.0 MI)	HI	DETAIL COSTS	PE	2,415.0	--	--	--	NON-EXEMPT
					ROW	--	--	--	--	
				CONST	--	--	--	22,540.0		
				OTHER	--	--	--	--		
TOTAL	2,415.0	--	--	22,540.0						
SOURCE OF FUNDS STP-0	LOCAL	--	--	--	1,000.0					
	STATE	482.9	--	--	4,508.0					
	FEDERAL	1,932.1	--	--	17,032.0					
TOTAL	2,415.0	--	--	22,540.0						
8009941	2265-16-70									

TRANSPORTATION IMPROVEMENT PROGRAM FOR THE MILWAUKEE TRANSPORTATION MANAGEMENT AREA --
MILWAUKEE COUNTY 2011-2014

PROJECT SPONSOR	PROJECT			ESTIMATED COSTS (\$1,000)					AIR QUAL STAT	
	NO	DESCRIPTION / STATE ID	TYPE	2011	2012	2013	2014	REMAINING		
STATE OF WISCONSIN	65 (1039)	MARKETING AMTRAK'S HIAWATHA SERVICE FROM MILWAUKEE AND CHICAGO INCLUDING RADIO AND NEWSPAPER ADVERTISEMENTS IN MILWAUKEE AND CHICAGO-PHASE IV 8009753	TP	DETAIL COSTS	PE	--	--	--	--	EXEMPT
					ROW	--	--	--	--	
				CONST	--	--	--	--		
				OTHER	300.0	300.0	--	--		
				TOTAL	300.0	300.0	--	--		
SOURCE OF FUNDS CMAQ	LOCAL STATE	60.0	60.0	--	--					
	FEDERAL	240.0	240.0	--	--					
	TOTAL	300.0	300.0	--	--					
	66 (852)	REDEVELOPMENT OF THE DOWNTOWN MILWAUKEE INTERMODAL STATION 8000509 0417-00-41	TP	DETAIL COSTS	PE	--	--	--	--	EXEMPT
					ROW	--	--	--	--	
				CONST	--	--	--	--		
				OTHER	2,100.0	--	--	--		
				TOTAL	2,100.0	--	--	--		
SOURCE OF FUNDS FTA 5309	LOCAL STATE	--	--	--	--					
	FEDERAL	420.0	--	--	--					
	TOTAL	1,680.0	--	--	--					
	67 (71)	REHABILITATION OF TRAIN SHED AND PLATFORMS AT THE MILWAUKEE INTERMODAL PASSENGER STATION (AMTRAK STATION) AND STREETSCAPE IMPROVEMENTS TO 5TH ST 8000080 1693-29-77	TP	DETAIL COSTS	PE	--	--	--	--	EXEMPT
					ROW	--	--	--	--	
				CONST	9,850.0	--	--	--		
				OTHER	--	--	--	--		
				TOTAL	9,850.0	--	--	--		
SOURCE OF FUNDS CMAQ	LOCAL STATE	1,970.0	--	--	--					
	FEDERAL	7,880.0	--	--	--					
	TOTAL	9,850.0	--	--	--					
	68 (72)	MARKETING AMTRAK'S HIAWATHA SERVICES FROM MILWAUKEE AND CHICAGO INCLUDING RADIO AND NEWSPAPER ADVERTISEMENTS IN MILWAUKEE AND CHICAGO-PHASE III 8009967 1693-33-03	TP	DETAIL COSTS	PE	--	--	--	--	EXEMPT
					ROW	--	--	--	--	
				CONST	--	--	--	--		
				OTHER	150.0	--	--	--		
				TOTAL	150.0	--	--	--		
SOURCE OF FUNDS CMAQ	LOCAL STATE	30.0	--	--	--					
	FEDERAL	120.0	--	--	--					
	TOTAL	150.0	--	--	--					
	69 (73)	CONTINUATION AND IMPROVED OPERATION OF THE "HIAWATHA" INTERCITY FROM MILWAUKEE TO CHICAGO 8000176 1693-33-11	TP	DETAIL COSTS	PE	--	--	--	--	EXEMPT
					ROW	--	--	--	--	
				CONST	--	--	--	--		
				OTHER	8,400.0	8,400.0	8,400.0	8,400.0		
				TOTAL	8,400.0	8,400.0	8,400.0	8,400.0		
SOURCE OF FUNDS IH-M	LOCAL STATE	--	--	--	--					
	FEDERAL	840.0	840.0	840.0	840.0					
	TOTAL	7,560.0	7,560.0	7,560.0	7,560.0					
	70 (77)	INTERACTIVE INTERNET RIDESHARE PROJECT WITHIN SOUTHEASTERN WISCONSIN (GCM FFY 1995 ISTEAM EARMARK FUNDS) 8000037 1000-32-12	TP	DETAIL COSTS	PE	--	--	--	--	EXEMPT
					ROW	--	--	--	--	
				CONST	--	--	--	--		
				OTHER	11.0	1.0	--	--		
				TOTAL	11.0	1.0	--	--		
SOURCE OF FUNDS GCM	LOCAL STATE	--	--	--	--					
	FEDERAL	2.2	0.2	--	--					
	TOTAL	8.8	0.8	--	--					
	71 (78)	OCR RAILROAD SAFETY IMPROVEMENT PROJECTS IN SE REGION (LIST AVAILABLE UPON REQUEST) 8009962	HS	DETAIL COSTS	PE	--	--	--	--	EXEMPT
					ROW	--	--	--	--	
				CONST	1,500.0	1,500.0	1,500.0	1,500.0		
				OTHER	--	--	--	--		
				TOTAL	1,500.0	1,500.0	1,500.0	1,500.0		
SOURCE OF FUNDS STP-S	LOCAL STATE	--	--	--	--					
	FEDERAL	525.0	525.0	525.0	525.0					
	TOTAL	975.0	975.0	975.0	975.0					
	72 (80)	CONSTRUCTION OF VARIOUS SMALL HAZARD ELIMINATION MEASURES WITHIN SOUTHEASTERN WISCONSIN 8000272	HS	DETAIL COSTS	PE	--	--	--	--	EXEMPT
					ROW	--	--	--	--	
				CONST	50.0	50.0	50.0	50.0		
				OTHER	--	--	--	--		
				TOTAL	50.0	50.0	50.0	50.0		
SOURCE OF FUNDS STP-S	LOCAL STATE	--	--	--	--					
	FEDERAL	5.0	5.0	5.0	5.0					
	TOTAL	45.0	45.0	45.0	45.0					

**TRANSPORTATION IMPROVEMENT PROGRAM FOR THE MILWAUKEE TRANSPORTATION MANAGEMENT AREA --
MILWAUKEE COUNTY 2011-2014**

PROJECT SPONSOR	PROJECT			ESTIMATED COSTS (\$1,000)					AIR QUAL STAT	
	NO	DESCRIPTION / STATE ID	TYPE	2011	2012	2013	2014	REMAINING		
STATE OF WISCONSIN	81	INSTALLATION OF OVERHEAD MAST ARM SIGNALS ON W KILBOURN AVE AND N 6TH ST (STH 145) INTERSECTION IN THE CITY OF MILWAUKEE	HS	DETAIL COSTS	PE	--	--	--	--	EXEMPT
					ROW	--	--	--	--	
					CONST	85.0	--	--	--	
					OTHER	40.0	--	--	--	
TOTAL	125.0	--	--	--						
SOURCE OF FUNDS STP-S	8000255	2707-04-70	HS	SOURCE OF FUNDS STP-S	LOCAL	12.5	--	--	--	EXEMPT
					STATE	--	--	--	--	
					FEDERAL	112.5	--	--	--	
					TOTAL	125.0	--	--	--	
(86)	82	INTERSECTION IMPROVEMENTS ON 27TH ST (STH 241) AT VARIOUS INTERSECTIONS FROM W KK RIVER PARKWAY TO W HOWARD AVE IN THE CITY OF MILWAUKEE	HS	DETAIL COSTS	PE	33.6	--	--	--	EXEMPT
					ROW	--	--	--	--	
					CONST	--	--	193.7	--	
					OTHER	--	--	119.9	--	
TOTAL	33.6	--	313.6	--						
8009942	2265-12-70	HS	SOURCE OF FUNDS STP-S	LOCAL	3.4	--	31.4	--	EXEMPT	
				STATE	--	--	--	--		
				FEDERAL	30.2	--	282.2	--		
				TOTAL	33.6	--	313.6	--		
(1058)	83	RECONSTRUCTION OF THE CP RAILROAD (SOO LINE) CROSSING AT PUETZ RD IN THE CITY OF OAK CREEK	HS	DETAIL COSTS	PE	--	--	--	--	EXEMPT
					ROW	--	--	--	--	
					CONST	261.0	--	--	--	
					OTHER	--	--	--	--	
TOTAL	261.0	--	--	--						
8009749	HSR	HSR	SOURCE OF FUNDS HSR	LOCAL	--	--	--	--	EXEMPT	
				STATE	52.2	--	--	--		
				FEDERAL	208.8	--	--	--		
				TOTAL	261.0	--	--	--		
(88)	84	INSTALLATION OF TRAFFIC SIGNAL AND RAMP METER INTERCONNECT SYSTEM ON ARTERIAL STREETS	EE	DETAIL COSTS	PE	--	--	--	--	EXEMPT
					ROW	--	--	--	--	
					CONST	183.9	--	--	--	
					OTHER	--	--	--	--	
TOTAL	183.9	--	--	--						
8009960	1693-32-77	EE	SOURCE OF FUNDS CMAQ	LOCAL	--	--	--	--	EXEMPT	
				STATE	43.9	--	--	--		
				FEDERAL	140.0	--	--	--		
				TOTAL	183.9	--	--	--		
(90)	85	ESTABLISHMENT OF AN EMERGENCY RIDE REIMBURSEMENT PROGRAM TO REIMBURSE EMPLOYER PROGRAM PARTICIPANTS IN SOUTHEASTERN WISCONSIN	EE	DETAIL COSTS	PE	--	--	--	--	EXEMPT
					ROW	--	--	--	--	
					CONST	--	--	--	--	
					OTHER	0.5	0.5	0.5	0.5	
TOTAL	0.5	0.5	0.5	0.5						
8000148	0604-02-15	EE	SOURCE OF FUNDS STP-M	LOCAL	--	--	--	--	EXEMPT	
				STATE	0.1	0.1	0.1	0.1		
				FEDERAL	0.4	0.4	0.4	0.4		
				TOTAL	0.5	0.5	0.5	0.5		
(91)	86	DESIGN AND CONSTRUCTION OF BAYVIEW BIKEWAY FROM RUSSELL AVE TO MICHIGAN ST IN THE CITY OF MILWAUKEE	EE	DETAIL COSTS	PE	--	--	--	--	EXEMPT
					ROW	--	--	--	--	
					CONST	2,074.4	--	--	--	
					OTHER	600.0	--	--	--	
TOTAL	2,674.4	--	--	--						
8000101	1302-00-70	EE	SOURCE OF FUNDS COMB	LOCAL	534.9	--	--	--	EXEMPT	
				STATE	--	--	--	--		
				FEDERAL	2,139.5	--	--	--		
				TOTAL	2,674.4	--	--	--		
(92)	87	TRAFFIC SIGNAL AND ITS IMPROVEMENTS ON BROWN DEER RD (STH 100) FROM USH 45 TO IH 43 IN MILWAUKEE COUNTY	EE	DETAIL COSTS	PE	--	--	--	--	EXEMPT
					ROW	--	--	--	--	
					CONST	2,059.2	--	--	--	
					OTHER	--	--	--	--	
TOTAL	2,059.2	--	--	--						
8009972	1693-49-70	EE	SOURCE OF FUNDS CMAQ	LOCAL	--	--	--	--	EXEMPT	
				STATE	452.0	--	--	--		
				FEDERAL	1,607.2	--	--	--		
				TOTAL	2,059.2	--	--	--		
(93)	88	STREETScape IMPROVEMENTS ON W FOND DU LAC AVE (STH 145) FROM N 19TH ST TO N 36TH ST IN THE CITY OF MILWAUKEE (1.64 MI)	EE	DETAIL COSTS	PE	--	--	--	--	EXEMPT
					ROW	--	--	--	--	
					CONST	155.8	--	--	--	
					OTHER	--	--	--	--	
TOTAL	155.8	--	--	--						
8009880	1360-02-78	EE	SOURCE OF FUNDS STP-E	LOCAL	--	--	--	--	EXEMPT	
				STATE	31.2	--	--	--		
				FEDERAL	124.6	--	--	--		
				TOTAL	155.8	--	--	--		

TRANSPORTATION IMPROVEMENT PROGRAM FOR THE MILWAUKEE TRANSPORTATION MANAGEMENT AREA --
MILWAUKEE COUNTY 2011-2014

PROJECT SPONSOR	PROJECT			ESTIMATED COSTS (\$1,000)					AIR QUAL STAT		
	NO	DESCRIPTION / STATE ID	TYPE	2011	2012	2013	2014	REMAINING			
WISCONSIN DNR	89 (95)	CONSTRUCTION OF A 340 FT BRIDGE TO CONNECT THE HANK AARON STATE TRAIL TO THE MITCHELL PARK DOMES IN MEMONONEE VALLEY IN THE CITY OF MILWAUKEE. 8016891 2984-43-71	EE	DETAIL COSTS	PE	100.0	--	--	--	--	EXEMPT
					ROW	--	--	--	--	--	
					CONST	--	2,584.6	--	--	--	
					OTHER	--	--	--	--	--	
					TOTAL	100.0	2,584.6	--	--	--	
	SOURCE OF FUNDS COMB	LOCAL STATE	--	--	--	--	--				
		FEDERAL	20.0	1,212.7	--	--	--				
		TOTAL	80.0	1,371.9	--	--	--				
		TOTAL	100.0	2,584.6	--	--	--				
	90 (96)	CONSTRUCTION OF THE HANK AARON STATE TRAIL 6TH ST BICYCLE RAMP IN THE CITY OF MILWAUKEE 8010001 1693-25-72	EE	DETAIL COSTS	PE	--	--	--	--	--	EXEMPT
					ROW	--	--	--	--	--	
					CONST	--	1,024.4	--	--	--	
					OTHER	--	--	--	--	--	
					TOTAL	--	1,024.4	--	--	--	
	SOURCE OF FUNDS CMAQ	LOCAL STATE	--	--	--	--	--				
		FEDERAL	--	374.9	--	--	--				
		TOTAL	--	649.5	--	--	--				
		TOTAL	--	1,024.4	--	--	--				
	91 (97)	CONSTRUCTION OF A HANK AARON STATE TRAIL EXTENSION TO CONNECT EXISTING TRAIL SEGMENTS WITH THE OAK LEAF TRAIL THROUGH MILWAUKEE, WEST ALLIS, AND WAUWATOSA (2.5 MI) 8017010 1693-37-72	EE	DETAIL COSTS	PE	--	--	--	--	--	EXEMPT
					ROW	--	--	--	--	--	
					CONST	--	--	--	628.0	--	
					OTHER	--	--	--	--	--	
					TOTAL	--	--	--	628.0	--	
	SOURCE OF FUNDS CMAQ	LOCAL STATE	--	--	--	288.0	--				
		FEDERAL	--	--	--	340.0	--				
		TOTAL	--	--	--	628.0	--				
	92	CONSTRUCTION OF HANK AARON STATE TRAIL CONNECTIONS: VALLEY PASSAGE FROM MILLER PKWY TO 36TH ST, CONNECTION OF MAIN PATH TO MEMONONEE RIVER, AND CONNECTION FROM MITCHELL PARK DOMES TO 27TH ST IN MILWAUKEE COUNTY 8010005	EE	DETAIL COSTS	PE	--	--	--	--	--	EXEMPT
					ROW	--	--	--	--	--	
					CONST	--	1,081.0	--	--	--	
					OTHER	--	--	--	--	--	
					TOTAL	--	1,081.0	--	--	--	
	SOURCE OF FUNDS STP-E	LOCAL STATE	--	216.2	--	--	--				
		FEDERAL	--	864.8	--	--	--				
		TOTAL	--	1,081.0	--	--	--				
	93 (282)	CONSTRUCTION OF A HANK AARON TRAIL - AIRLINE YARDS SEGMENT - IN MEMONONEE VALLEY IN THE CITY OF MILWAUKEE (1.66 MI) 8010006 2984-43-70	EE	DETAIL COSTS	PE	100.0	--	--	--	--	EXEMPT
					ROW	--	--	--	--	--	
					CONST	--	2,939.2	--	--	--	
					OTHER	--	--	--	--	--	
					TOTAL	100.0	2,939.2	--	--	--	
	SOURCE OF FUNDS COMB	LOCAL STATE	--	--	--	--	--				
		FEDERAL	20.0	715.7	--	--	--				
		TOTAL	80.0	2,223.5	--	--	--				
		TOTAL	100.0	2,939.2	--	--	--				
	94 (1040)	CONSTRUCTION OF A 180' BRIDGE OVER THE MEMONONEE RIVER AND APPROACHED FROM 33RD CT TO THE HANK AARON STATE TRAIL IN THE CITY OF MILWAUKEE 8019997	EE	DETAIL COSTS	PE	--	--	--	--	--	EXEMPT
					ROW	--	--	--	--	--	
					CONST	1,375.7	--	--	--	--	
					OTHER	206.4	--	--	--	--	
					TOTAL	1,582.1	--	--	--	--	
	SOURCE OF FUNDS CMAQ	LOCAL STATE	316.4	--	--	--	--				
		FEDERAL	1,265.7	--	--	--	--				
		TOTAL	1,582.1	--	--	--	--				
	95 (1041)	DEVELOP AN ECO-DRIVING TRAINING MODULE FOR HEAVY-DUTY TRUCKING FLEETS, AND THEN RECRUIT, TRAIN, AND EVALUATE TWO TRUCK FLEETS IN THE SIX-COUNTY NON-ATTAINMENT REGION OF SOUTHEASTERN WISCONSIN 8019998	EE	DETAIL COSTS	PE	--	--	--	--	--	EXEMPT
					ROW	--	--	--	--	--	
					CONST	--	--	--	--	--	
					OTHER	85.5	42.7	--	--	--	
					TOTAL	85.5	42.7	--	--	--	
	SOURCE OF FUNDS CMAQ	LOCAL STATE	17.1	8.5	--	--	--				
		FEDERAL	68.4	34.2	--	--	--				
		TOTAL	85.5	42.7	--	--	--				
	96 (98)	EDUCATION AND TRAINING PROJECT PROMOTING TECHNOLOGIES AND ECO-FRIENDLY DRIVING BEHAVIORS WITH FLEET DRIVERS AND GENERAL PUBLIC INCLUDING THE DEVELOPMENT OF AN INTERACTIVE EXHIBIT 8016880 1693-34-73	EE	DETAIL COSTS	PE	--	--	--	--	--	EXEMPT
					ROW	--	--	--	--	--	
					CONST	--	--	--	--	--	
					OTHER	1,558.0	--	--	--	--	
					TOTAL	1,558.0	--	--	--	--	
	SOURCE OF FUNDS CMAQ	LOCAL STATE	--	--	--	--	--				
		FEDERAL	1,038.0	--	--	--	--				
		TOTAL	520.0	--	--	--	--				
		TOTAL	1,558.0	--	--	--	--				

TRANSPORTATION IMPROVEMENT PROGRAM FOR THE MILWAUKEE TRANSPORTATION MANAGEMENT AREA --
MILWAUKEE COUNTY 2011-2014

PROJECT SPONSOR	PROJECT			ESTIMATED COSTS (\$1,000)						AIR QUAL STAT	
	NO	DESCRIPTION / STATE ID	TYPE	2011	2012	2013	2014	REMAINING			
SOUTHEASTERN REGIONAL TRANSIT AUTHORITY	97 ^c (99)	PLANNING, AND PRELIMINARY AND FINAL ENGINEERING OF COMMUTER PASSENGER TRAIN SERVICE IN THE MILWAUKEE-RACINE-KENOSHA CORRIDOR	TE	DETAIL COSTS	PE	3,750.0	3,750.0	--	--	--	NON-EXEMPT
					ROW	--	--	--	--	--	
					CONST	--	--	7,500.0	--	218,200.0	
				OTHER	--	--	--	--	--		
				TOTAL	3,750.0	3,750.0	7,500.0	--	218,200.0		
SOURCE OF FUNDS COMB	LOCAL	375.0	375.0	750.0	--	--					
	STATE	375.0	375.0	750.0	--	--					
	FEDERAL	3,000.0	3,000.0	6,000.0	--	--					
8000125	TOTAL	3,750.0	3,750.0	7,500.0	--	--					
MILWAUKEE COUNTY	98 (104)	RECONSTRUCTION OF N 107TH ST (CTH F) FROM W BROWN DEER RD (STH 100) TO THE NORTH MILWAUKEE COUNTY LINE IN THE CITY OF MILWAUKEE (1.00 MI)	HP	DETAIL COSTS	PE	693.0	--	--	--	--	EXEMPT
					ROW	--	--	--	--	--	
					CONST	--	5,115.0	--	--	--	
				OTHER	--	--	--	--	--		
				TOTAL	693.0	5,115.0	--	--	--		
SOURCE OF FUNDS LRIP	LOCAL	346.5	4,069.4	--	--	--					
	STATE	346.5	1,045.6	--	--	--					
	FEDERAL	--	--	--	--	--					
4000033	TOTAL	693.0	5,115.0	--	--	--					
	99 (108)	PAVEMENT REPLACEMENT OF W OKLAHOMA AVE (CTH NN) FROM S 77TH ST AND S 108TH ST (STH 100) IN MILWAUKEE COUNTY (1.90 MI)	HP	DETAIL COSTS	PE	--	--	--	--	--	EXEMPT
					ROW	--	--	--	--	--	
					CONST	3,500.0	3,000.0	--	--	--	
				OTHER	--	--	--	--	--		
				TOTAL	3,500.0	3,000.0	--	--	--		
SOURCE OF FUNDS LRIP	LOCAL	2,056.5	1,895.1	--	--	--					
	STATE	1,443.5	1,104.9	--	--	--					
	FEDERAL	--	--	--	--	--					
4000025	TOTAL	3,500.0	3,000.0	--	--	--					
	100 (113)	RECONSTRUCTION OF W MILL RD (CTH S) FROM N 43RD ST TO N TEUTONIA AVE IN THE CITY OF MILWAUKEE (0.75 MI)	HP	DETAIL COSTS	PE	--	--	--	--	--	EXEMPT
					ROW	300.0	--	--	--	--	
					CONST	--	--	4,025.0	--	--	
				OTHER	--	--	--	--	--		
				TOTAL	300.0	--	4,025.0	--	--		
SOURCE OF FUNDS STP-M	LOCAL	60.0	--	805.0	--	--					
	STATE	--	--	--	--	--					
	FEDERAL	240.0	--	3,220.0	--	--					
4000019	2216-01-00	TOTAL	300.0	--	4,025.0	--	--				
	101 (842)	RECONSTRUCTION OF W BELOIT RD (CTH T) FROM S 124TH ST TO STH 100 IN MILWAUKEE COUNTY (1.10 MI)	HP	DETAIL COSTS	PE	--	--	400.0	--	--	EXEMPT
					ROW	--	--	--	--	--	
					CONST	--	--	--	--	3,100.0	
				OTHER	--	--	--	--	--		
				TOTAL	--	--	400.0	--	3,100.0		
SOURCE OF FUNDS	LOCAL	--	--	400.0	--	--					
	STATE	--	--	--	--	--					
	FEDERAL	--	--	--	--	--					
4009953	TOTAL	--	--	400.0	--	--					
	102 (114)	RECONSTRUCTION OF S 76TH ST (CTH U) FROM THE SOUTH MILWAUKEE COUNTY LINE TO PUETZ RD IN THE CITY OF FRANKLIN (3.00 MI)	HP	DETAIL COSTS	PE	--	--	650.0	--	--	EXEMPT
					ROW	--	--	--	600.0	--	
					CONST	--	--	--	--	--	
				OTHER	--	--	--	--	--		
				TOTAL	--	--	650.0	600.0	--		
SOURCE OF FUNDS	LOCAL	--	--	650.0	600.0	--					
	STATE	--	--	--	--	--					
	FEDERAL	--	--	--	--	--					
4000029	TOTAL	--	--	650.0	600.0	--					
	103 (115)	RECONSTRUCTION OF S 13TH ST (CTH V) FROM SOUTH MILWAUKEE COUNTY LINE TO RYAN RD (STH 100) IN THE CITY OF OAK CREEK (2.0 MI)	HP	DETAIL COSTS	PE	880.0	--	--	--	--	EXEMPT
					ROW	--	600.0	--	--	--	
					CONST	--	--	--	3,686.0	--	
				OTHER	--	--	--	--	--		
				TOTAL	880.0	600.0	--	3,686.0	--		
SOURCE OF FUNDS	LOCAL	880.0	600.0	--	3,686.0	--					
	STATE	--	--	--	--	--					
	FEDERAL	--	--	--	--	--					
4000027	TOTAL	880.0	600.0	--	3,686.0	--					
	104 (116)	RECONSTRUCTION OF S 13TH ST (CTH V) FROM RYAN RD (STH 100) TO W RAWSON AVE (CTH BB) IN THE CITY OF OAK CREEK (3.00 MI)	HP	DETAIL COSTS	PE	1,800.0	--	--	--	--	EXEMPT
					ROW	--	800.0	--	--	--	
					CONST	--	--	--	6,000.0	--	
				OTHER	--	--	--	--	--		
				TOTAL	1,800.0	800.0	--	6,000.0	--		
SOURCE OF FUNDS	LOCAL	1,800.0	800.0	--	6,000.0	--					
	STATE	--	--	--	--	--					
	FEDERAL	--	--	--	--	--					
4000032	TOTAL	1,800.0	800.0	--	6,000.0	--					

TRANSPORTATION IMPROVEMENT PROGRAM FOR THE MILWAUKEE TRANSPORTATION MANAGEMENT AREA --
MILWAUKEE COUNTY 2011-2014

PROJECT SPONSOR	PROJECT			ESTIMATED COSTS (\$1,000)					AIR QUAL STAT	
	NO	DESCRIPTION / STATE ID	TYPE	2011	2012	2013	2014	REMAINING		
MILWAUKEE COUNTY	105 (117)	RECONSTRUCTION OF S 13TH ST (CTH V) FROM W RAWSON AVE (CTH BB) TO W COLLEGE AVE (CTH ZZ) IN THE CITIES OF OAK CREEK AND MILWAUKEE (1.00 MI)	HP	DETAIL COSTS	PE	--	--	--	--	EXEMPT
					ROW	--	--	--	--	
					CONST	1,850.0	--	--	--	
				OTHER	--	--	--	--		
				TOTAL	1,850.0	--	--	--		
SOURCE OF FUNDS STP-M	LOCAL	370.0	--	--	--	--				
	STATE	--	--	--	--	--				
	FEDERAL	1,480.0	--	--	--	--				
	4000057	2505-06-70	TOTAL	1,850.0	--	--	--			
	106 (118)	RECONSTRUCTION OF N PORT WASHINGTON RD (CTH W) FROM W DAPHNE ST TO W GOOD HOPE RD (CTH PP) IN MILWAUKEE COUNTY (0.70 MI)	HP	DETAIL COSTS	PE	--	750.0	--	--	EXEMPT
					ROW	--	--	--	--	
					CONST	--	--	--	2,500.0	
				OTHER	--	--	--	--		
				TOTAL	--	750.0	--	2,500.0		
SOURCE OF FUNDS	LOCAL	--	750.0	--	2,500.0	--				
	STATE	--	--	--	--	--				
	FEDERAL	--	--	--	--	--				
	4000016		TOTAL	--	750.0	--	2,500.0			
	107 (119)	RECONSTRUCTION OF W LAYTON AVE (CTH Y) FROM S 27TH ST (STH 241) TO W LOOMIS RD (STH 36) IN THE CITY OF GREENFIELD (1.20 MI)	HP	DETAIL COSTS	PE	--	740.0	--	--	EXEMPT
					ROW	--	--	500.0	--	
					CONST	--	--	--	--	
				OTHER	--	--	--	5,350.0		
				TOTAL	--	740.0	500.0	--	5,350.0	
SOURCE OF FUNDS	LOCAL	--	740.0	500.0	--	--				
	STATE	--	--	--	--	--				
	FEDERAL	--	--	--	--	--				
	4000021		TOTAL	--	740.0	500.0	--			
	108 ^d (121)	RECONSTRUCTION OF COLLEGE AVE (CTH ZZ) FROM S 27TH ST (STH 241) TO S 51ST ST IN MILWAUKEE COUNTY (1.50 MI)	HP	DETAIL COSTS	PE	1,300.0	--	--	--	EXEMPT
					ROW	--	1,000.0	--	--	
					CONST	--	--	--	5,777.0	
				OTHER	--	--	--	--		
				TOTAL	1,300.0	1,000.0	--	5,777.0		
SOURCE OF FUNDS	LOCAL	1,300.0	1,000.0	--	5,777.0	--				
	STATE	--	--	--	--	--				
	FEDERAL	--	--	--	--	--				
	4000017		TOTAL	1,300.0	1,000.0	--	5,777.0			
	109 (122)	REHABILITATION OF E COLLEGE AVE (CTH ZZ) BETWEEN S PENNSYLVANIA AVE (STH 794) AND S PACKARD AVE IN MILWAUKEE COUNTY (0.60 MI)	HP	DETAIL COSTS	PE	25.0	--	--	--	EXEMPT
					ROW	--	--	--	--	
					CONST	2,252.0	--	--	--	
				OTHER	--	--	--	--		
				TOTAL	2,277.0	--	--	--		
SOURCE OF FUNDS FED REC	LOCAL	5.6	--	--	--	--				
	STATE	--	--	--	--	--				
	FEDERAL	2,271.4	--	--	--	--				
	4009954	2355-00-76	TOTAL	2,277.0	--	--	--			
	110 (124)	RECONSTRUCTION WITH ADDITIONAL TRAFFIC LANES OF S 76TH ST (CTH U) FROM PUETZ RD TO IMPERIAL DR IN THE CITY OF FRANKLIN (1.55 MI)	HI	DETAIL COSTS	PE	--	--	--	--	NON-EXEMPT
					ROW	--	--	--	--	
					CONST	--	--	8,783.0	--	
				OTHER	--	--	--	--		
				TOTAL	--	--	8,783.0	--		
SOURCE OF FUNDS STP-M	LOCAL	--	--	1,756.6	--	--				
	STATE	--	--	--	--	--				
	FEDERAL	--	--	7,026.4	--	--				
	4000234		TOTAL	--	--	8,783.0	--			
	111 (125)	RECONSTRUCTION WITH ADDITIONAL TRAFFIC LANES OF E COLLEGE AVE (CTH ZZ) FROM S HOWELL AVE (STH 38) TO S PENNSYLVANIA AVE (STH 794) IN MILWAUKEE COUNTY (1.30 MI)	HI	DETAIL COSTS	PE	--	--	--	--	NON-EXEMPT
					ROW	--	--	--	--	
					CONST	7,799.0	--	--	--	
				OTHER	--	--	--	--		
				TOTAL	7,799.0	--	--	--		
SOURCE OF FUNDS STP-M	LOCAL	2,752.7	--	--	--	--				
	STATE	--	--	--	--	--				
	FEDERAL	5,046.3	--	--	--	--				
	4000008		TOTAL	7,799.0	--	--	--			
	112 (126)	IMPROVED RIDERSHIP AND PUBLIC AWARENESS OF PUBLIC TRANSPORTATION SERVICES IN SE WISCONSIN, IMPROVE AIR QUALITY BY REDUCING SINGLE OCCUPANCY AUTO TRIPS, EMISSIONS AND VMTs WITHIN THE REGION	TP	DETAIL COSTS	PE	--	--	--	--	EXEMPT
					ROW	--	--	--	--	
					CONST	--	--	--	--	
				OTHER	1,875.0	1,875.0	--	--		
				TOTAL	1,875.0	1,875.0	--	--		
SOURCE OF FUNDS CMAQ	LOCAL	375.0	375.0	--	--	--				
	STATE	--	--	--	--	--				
	FEDERAL	1,500.0	1,500.0	--	--	--				
	4009994	1693-33-08	TOTAL	1,875.0	1,875.0	--	--			

TRANSPORTATION IMPROVEMENT PROGRAM FOR THE MILWAUKEE TRANSPORTATION MANAGEMENT AREA --
MILWAUKEE COUNTY 2011-2014

PROJECT SPONSOR	PROJECT			ESTIMATED COSTS (\$1,000)					AIR QUAL STAT	
	NO	DESCRIPTION / STATE ID	TYPE	2011	2012	2013	2014	REMAINING		
MILWAUKEE COUNTY	113 (1027)	REGIONAL MARKETING CAMPAIGN FOR TRANSIT SYSTEMS IN SE WISCONSIN 4009934	TP	DETAIL COSTS	PE	--	--	--	--	EXEMPT
					ROW	--	--	--	--	
					CONST	--	--	--	--	
				OTHER	--	1,025.0	--	--		
				TOTAL	--	1,025.0	--	--		
SOURCE OF FUNDS CMAQ	LOCAL STATE	--	205.0	--	--					
	FEDERAL	--	820.0	--	--					
	TOTAL	--	1,025.0	--	--					
	114 (1028)	LOCAL MARKETING FOR THE MILWAUKEE COUNTY TRANSIT SYSTEM 4009935	TP	DETAIL COSTS	PE	--	--	--	--	EXEMPT
					ROW	--	--	--	--	
					CONST	--	--	--	--	
				OTHER	--	155.0	--	--		
				TOTAL	--	155.0	--	--		
SOURCE OF FUNDS CMAQ	LOCAL STATE	--	31.0	--	--					
	FEDERAL	--	124.0	--	--					
	TOTAL	--	155.0	--	--					
	115 (1043)	SE WISCONSIN MARKETING PARTNERSHIP TO IMPROVE PUBLIC AWARENESS OF PUBLIC TRANSPORTATION SERVICES THROUGH ADVERTISING, PROMOTION, AND PUBLIC INFORMATION 4009932	TP	DETAIL COSTS	PE	--	--	--	--	EXEMPT
					ROW	--	--	--	--	
					CONST	--	--	--	--	
				OTHER	--	--	1,880.0	1,880.0		
				TOTAL	--	--	1,880.0	1,880.0		
SOURCE OF FUNDS CMAQ	LOCAL STATE	--	--	376.0	376.0					
	FEDERAL	--	--	1,504.0	1,504.0					
	TOTAL	--	--	1,880.0	1,880.0					
	116 (131)	OPERATING ASSISTANCE FOR MCTS ROUTE 17 TO SERVE BUSINESSES IN THE MENOMONEE VALLEY IN MILWAUKEE COUNTY 4009981	TP	DETAIL COSTS	PE	--	--	--	--	EXEMPT
					ROW	--	--	--	--	
					CONST	--	--	--	--	
				OTHER	308.5	--	--	--		
				TOTAL	308.5	--	--	--		
SOURCE OF FUNDS FTA 5316	LOCAL STATE	77.2	--	--	--					
	FEDERAL	77.3	--	--	--					
	TOTAL	308.5	--	--	--					
	117 (132)	OPERATING ASSISTANCE FOR THE MILWAUKEE COUNTY TRANSIT SYSTEM 4000149	TP	DETAIL COSTS	PE	--	--	--	--	EXEMPT
					ROW	--	--	--	--	
					CONST	--	--	--	--	
				OTHER	110,000.0	110,000.0	110,000.0	110,000.0		
				TOTAL	110,000.0	110,000.0	110,000.0	110,000.0		
SOURCE OF FUNDS FTA 5307	LOCAL STATE	20,000.0	20,000.0	20,000.0	20,000.0					
	FEDERAL	70,000.0	70,000.0	70,000.0	70,000.0					
	TOTAL	110,000.0	110,000.0	110,000.0	110,000.0					
	118 (133)	OPERATING ASSISTANCE FOR MCTS ROUTES 12, 27, 28, AND 68 IN MILWAUKEE COUNTY 4009987	TP	DETAIL COSTS	PE	--	--	--	--	EXEMPT
					ROW	--	--	--	--	
					CONST	--	--	--	--	
				OTHER	755.0	--	--	--		
				TOTAL	755.0	--	--	--		
SOURCE OF FUNDS FTA 5316	LOCAL STATE	618.1	--	--	--					
	FEDERAL	136.9	--	--	--					
	TOTAL	755.0	--	--	--					
	119 (134)	CAPITAL COSTS OF CONTRACTING FOR PARATRANSIT OPERATIONS FOR THE MILWAUKEE COUNTY TRANSIT SYSTEM 4000110	TP	DETAIL COSTS	PE	--	--	--	--	EXEMPT
					ROW	--	--	--	--	
					CONST	--	--	--	--	
				OTHER	2,312.5	2,312.5	2,312.5	2,312.5		
				TOTAL	2,312.5	2,312.5	2,312.5	2,312.5		
SOURCE OF FUNDS FTA 5307	LOCAL STATE	462.5	462.5	462.5	462.5					
	FEDERAL	1,850.0	1,850.0	1,850.0	1,850.0					
	TOTAL	2,312.5	2,312.5	2,312.5	2,312.5					
	120 (135)	OPERATING ASSISTANCE FOR MCTS ROUTE 54 TO THE UNITED MIGRANT OPPORTUNITY SERVICES (UMOS) OFFICE IN MILWAUKEE COUNTY 4009995	TP	DETAIL COSTS	PE	--	--	--	--	EXEMPT
					ROW	--	--	--	--	
					CONST	--	--	--	--	
				OTHER	210.0	--	--	--		
				TOTAL	210.0	--	--	--		
SOURCE OF FUNDS FTA 5316	LOCAL STATE	52.5	--	--	--					
	FEDERAL	105.0	--	--	--					
	TOTAL	210.0	--	--	--					

TRANSPORTATION IMPROVEMENT PROGRAM FOR THE MILWAUKEE TRANSPORTATION MANAGEMENT AREA --
MILWAUKEE COUNTY 2011-2014

PROJECT SPONSOR	PROJECT			ESTIMATED COSTS (\$1,000)					AIR QUAL STAT	
	NO	DESCRIPTION / STATE ID	TYPE		2011	2012	2013	2014		REMAINING
MILWAUKEE COUNTY	121 (136)	CAPITALIZATION OF TRANSIT VEHICLE MAINTENANCE ACTIVITIES 4000028	TP	DETAIL COSTS	PE	--	--	--	--	--
					ROW	--	--	--	--	--
					CONST	--	--	--	--	--
					OTHER	19,250.0	19,250.0	19,250.0	19,250.0	--
					TOTAL	19,250.0	19,250.0	19,250.0	19,250.0	--
SOURCE OF FUNDS FTA 5307	LOCAL STATE	3,850.0	3,850.0	3,850.0	3,850.0	--				
	FEDERAL	15,400.0	15,400.0	15,400.0	15,400.0	--				
	TOTAL	19,250.0	19,250.0	19,250.0	19,250.0	--				
	EXEMPT									
		122 (139)	PURCHASE OF MISCELLANEOUS SUPPORT SERVICE AND MAINTENANCE EQUIPMENT FOR THE MILWAUKEE COUNTY TRANSIT SYSTEM 4000047	TP	DETAIL COSTS	PE	--	--	--	--
ROW						--	--	--	--	--
CONST						--	--	--	--	--
OTHER						1,000.0	500.0	500.0	500.0	--
TOTAL						1,000.0	500.0	500.0	500.0	--
SOURCE OF FUNDS FTA 5307	LOCAL STATE	200.0	100.0	100.0	100.0	--				
	FEDERAL	800.0	400.0	400.0	400.0	--				
	TOTAL	1,000.0	500.0	500.0	500.0	--				
	EXEMPT									
		123 (140)	TRANSIT VEHICLE TIRE LEASING SERVICES 4000050	TP	DETAIL COSTS	PE	--	--	--	--
ROW						--	--	--	--	--
CONST						--	--	--	--	--
OTHER						420.0	440.0	460.0	480.0	--
TOTAL						420.0	440.0	460.0	480.0	--
SOURCE OF FUNDS FTA 5307	LOCAL STATE	84.0	88.0	92.0	96.0	--				
	FEDERAL	336.0	352.0	368.0	384.0	--				
	TOTAL	420.0	440.0	460.0	480.0	--				
	EXEMPT									
		124 (1031)	REPLACEMENT OF MCTS DATA PROCESSING EQUIPMENT/BUS RADIO SOFTWARE 4009933	TP	DETAIL COSTS	PE	--	--	--	--
ROW						--	--	--	--	--
CONST						--	--	--	--	--
OTHER						--	965.0	--	--	--
TOTAL						--	965.0	--	--	--
SOURCE OF FUNDS FTA 5307	LOCAL STATE	--	193.0	--	--	--				
	FEDERAL	--	772.0	--	--	--				
	TOTAL	--	965.0	--	--	--				
	EXEMPT									
		125 (143)	REPLACEMENT OF HVAC CONTROL SYSTEMS AT ALL MCTS FACILITIES 4000113	TP	DETAIL COSTS	PE	--	--	--	--
ROW						--	--	--	--	--
CONST						--	--	--	--	--
OTHER						820.0	--	--	--	--
TOTAL						820.0	--	--	--	--
SOURCE OF FUNDS FTA 5307	LOCAL STATE	164.0	--	--	--	--				
	FEDERAL	656.0	--	--	--	--				
	TOTAL	820.0	--	--	--	--				
	EXEMPT									
		126 (145)	REPLACEMENT OF THE ASPHALT PARKING LOT AT THE MCTS FLEET MAINTENANCE FACILITY R 4007011	TP	DETAIL COSTS	PE	20.0	--	--	--
ROW						--	--	--	--	--
CONST						240.0	--	--	--	--
OTHER						--	--	--	--	--
TOTAL						260.0	--	--	--	--
SOURCE OF FUNDS FTA 5307	LOCAL STATE	52.0	--	--	--	--				
	FEDERAL	208.0	--	--	--	--				
	TOTAL	260.0	--	--	--	--				
	EXEMPT									
		127 (149)	REPLACEMENT OF AIR CONDITIONING SYSTEM AT THE MCTS FIEBRANTZ GARAGE 4009958	TP	DETAIL COSTS	PE	--	--	--	--
ROW						--	--	--	--	--
CONST						--	--	--	--	--
OTHER						120.0	--	--	--	--
TOTAL						120.0	--	--	--	--
SOURCE OF FUNDS STP-E	LOCAL STATE	24.0	--	--	--	--				
	FEDERAL	96.0	--	--	--	--				
	TOTAL	120.0	--	--	--	--				
	EXEMPT									
		128 (150)	REPLACEMENT OF AIR CONDITIONING SYSTEM AT THE MCTS FLEET MAINTENANCE FACILITY - UNIT REPAIR BUILDING 4009957	TP	DETAIL COSTS	PE	--	--	--	--
ROW						--	--	--	--	--
CONST						--	--	--	--	--
OTHER						350.0	--	--	--	--
TOTAL						350.0	--	--	--	--
SOURCE OF FUNDS FTA SGR	LOCAL STATE	70.0	--	--	--	--				
	FEDERAL	280.0	--	--	--	--				
	TOTAL	350.0	--	--	--	--				
	EXEMPT									

TRANSPORTATION IMPROVEMENT PROGRAM FOR THE MILWAUKEE TRANSPORTATION MANAGEMENT AREA --
MILWAUKEE COUNTY 2011-2014

PROJECT SPONSOR	PROJECT			ESTIMATED COSTS (\$1,000)						AIR QUAL STAT	
	NO	DESCRIPTION / STATE ID	TYPE		2011	2012	2013	2014	REMAINING		
MILWAUKEE COUNTY	129 (151)	REPLACEMENT OF AIR CONDITIONING SYSTEM AT THE MCTS FLEET MAINTENANCE FACILITY - ADMINISTRATION BUILDING 4009956	TP	DETAIL COSTS	PE	--	--	--	--	--	EXEMPT
					ROW	--	--	--	--	--	
				CONST	--	--	--	--	--		
				OTHER	250.0	--	--	--	--		
				TOTAL	250.0	--	--	--	--		
SOURCE OF FUNDS FTA SGR	LOCAL STATE	50.0	--	--	--	--	--				
	FEDERAL	200.0	--	--	--	--	--				
	TOTAL	250.0	--	--	--	--					
	130 (710)	REPLACEMENT OF ROOF AT THE MCTS FOND DU LAC AVENUE GARAGE 4009980	TP	DETAIL COSTS	PE	--	--	--	--	--	EXEMPT
					ROW	--	--	--	--	--	
				CONST	--	--	--	--	--		
				OTHER	300.0	--	--	--	--		
				TOTAL	300.0	--	--	--	--		
SOURCE OF FUNDS FTA SGR	LOCAL STATE	60.0	--	--	--	--	--				
	FEDERAL	240.0	--	--	--	--	--				
	TOTAL	300.0	--	--	--	--					
	131 (906)	PURCHASE OF SPARE PARTS FOR 40-FOOT BUSES: ENGINE, REAR AXLE ASSEMBLY, ELECTRONIC DESTINATION SIGN AND AIR CONDITIONING COMPRESSOR 4009946	TP	DETAIL COSTS	PE	--	--	--	--	--	EXEMPT
					ROW	--	--	--	--	--	
				CONST	--	--	--	--	--		
				OTHER	100.0	100.0	100.0	--	--		
				TOTAL	100.0	100.0	100.0	--	--		
SOURCE OF FUNDS FTA 5309	LOCAL STATE	20.0	20.0	20.0	--	--	--				
	FEDERAL	80.0	80.0	80.0	--	--	--				
	TOTAL	100.0	100.0	100.0	--	--					
	132 (709)	PURCHASE OF SPARE PARTS FOR 40-FOOT BUSES: ENGINE, REAR AXLE ASSEMBLY, ELECTRONIC DESTINATION SIGN AND AIR CONDITIONING COMPRESSOR 4009959	TP	DETAIL COSTS	PE	--	--	--	--	--	EXEMPT
					ROW	--	--	--	--	--	
				CONST	--	--	--	--	--		
				OTHER	100.0	--	100.0	--	--		
				TOTAL	100.0	--	100.0	--	--		
SOURCE OF FUNDS FTA 5309	LOCAL STATE	20.0	--	20.0	--	--	--				
	FEDERAL	80.0	--	80.0	--	--	--				
	TOTAL	100.0	--	100.0	--	--					
	133 (711)	REPLACEMENT OF BUS VACUUM SYSTEM AT THE MCTS FOND DU LAC AVENUE GARAGE 4009979	TP	DETAIL COSTS	PE	--	--	--	--	--	EXEMPT
					ROW	--	--	--	--	--	
				CONST	--	--	--	--	--		
				OTHER	575.0	--	--	--	--		
				TOTAL	575.0	--	--	--	--		
SOURCE OF FUNDS FTA SGR	LOCAL STATE	115.0	--	--	--	--	--				
	FEDERAL	460.0	--	--	--	--	--				
	TOTAL	575.0	--	--	--	--					
	134	REPLACEMENT OF DATA PROCESSING EQUIPMENT AT THE MCTS ADMINISTRATION FACILITY 4000128	TP	DETAIL COSTS	PE	--	--	--	--	--	EXEMPT
					ROW	--	--	--	--	--	
				CONST	--	--	--	--	--		
				OTHER	750.0	--	--	--	--		
				TOTAL	750.0	--	--	--	--		
SOURCE OF FUNDS FTA 5307	LOCAL STATE	150.0	--	--	--	--	--				
	FEDERAL	600.0	--	--	--	--	--				
	TOTAL	750.0	--	--	--	--					
	135 (707)	PURCHASE OF A VEHICLE ANNUNCIATOR SYSTEM AND PASSENGER INFORMATION SYSTEM FOR THE MILWAUKEE COUNTY TRANSIT SYSTEM 4009962	TP	DETAIL COSTS	PE	--	--	--	--	--	EXEMPT
					ROW	--	--	--	--	--	
				CONST	--	--	--	--	--		
				OTHER	2,600.0	--	--	--	--		
				TOTAL	2,600.0	--	--	--	--		
SOURCE OF FUNDS FED REC	LOCAL STATE	--	--	--	--	--	--				
	FEDERAL	2,600.0	--	--	--	--	--				
	TOTAL	2,600.0	--	--	--	--					
	136 (712)	REPAIR THE ASPHALT PARKING LOT AT THE FOND DU LAC FACILITY 4009978	TP	DETAIL COSTS	PE	10.0	--	--	--	--	EXEMPT
					ROW	--	--	--	--	--	
				CONST	220.0	--	--	--	--		
				OTHER	--	--	--	--	--		
				TOTAL	230.0	--	--	--	--		
SOURCE OF FUNDS FTA 5307	LOCAL STATE	46.0	--	--	--	--	--				
	FEDERAL	184.0	--	--	--	--	--				
	TOTAL	230.0	--	--	--	--					

TRANSPORTATION IMPROVEMENT PROGRAM FOR THE MILWAUKEE TRANSPORTATION MANAGEMENT AREA --
MILWAUKEE COUNTY 2011-2014

PROJECT SPONSOR	PROJECT			ESTIMATED COSTS (\$1,000)					AIR QUAL STAT	
	NO	DESCRIPTION / STATE ID	TYPE		2011	2012	2013	2014		REMAINING
MILWAUKEE COUNTY	137 (720) R	PURCHASE OF HASTUS SOFTWARE UPGRADE 4009970	TP	DETAIL COSTS	PE	--	--	--	--	--
					ROW	--	--	--	--	--
					CONST	--	--	--	--	--
				OTHER	500.0	--	--	--	--	
				TOTAL	500.0	--	--	--	--	
SOURCE OF FUNDS FTA 5307	LOCAL STATE	100.0	--	--	--	--				
	FEDERAL	400.0	--	--	--	--				
	TOTAL	500.0	--	--	--	--				
	138 (727) R	REPLACEMENT OF FAREBOXES FOR THE MILWAUKEE COUNTY TRANSIT SYSTEM 4000114	TP	DETAIL COSTS	PE	50.0	--	--	--	--
					ROW	--	--	--	--	--
					CONST	--	--	--	--	--
				OTHER	6,950.0	--	--	--	--	
				TOTAL	7,000.0	--	--	--	--	
SOURCE OF FUNDS FED REC	LOCAL STATE	--	--	--	--	--				
	FEDERAL	7,000.0	--	--	--	--				
	TOTAL	7,000.0	--	--	--	--				
	139 (1066)	REPLACEMENT OF 23 40-FOOT BUSES FOR MILWAUKEE COUNTY TRANSIT SYSTEM (FTA STATE OF GOOD REPAIR FUNDS) 4000052	TP	DETAIL COSTS	PE	--	--	--	--	--
					ROW	--	--	--	--	--
					CONST	--	--	--	--	--
				OTHER	8,434.0	--	--	--	--	
				TOTAL	8,434.0	--	--	--	--	
SOURCE OF FUNDS FTA SGR	LOCAL STATE	1,434.0	--	--	--	--				
	FEDERAL	7,000.0	--	--	--	--				
	TOTAL	8,434.0	--	--	--	--				
	140 ^e (152)	SUPPORT OF SOUTHEASTERN WISCONSIN REGIONAL PLANNING COMMISSION TRANSIT PLANNING PROGRAM 4000161	TI	DETAIL COSTS	PE	--	--	--	--	--
					ROW	--	--	--	--	--
					CONST	--	--	--	--	--
				OTHER	187.5	187.5	187.5	187.5	--	
				TOTAL	187.5	187.5	187.5	187.5	--	
SOURCE OF FUNDS FTA 5307	LOCAL STATE	18.7	18.7	18.7	18.7	--				
	FEDERAL	150.0	150.0	150.0	150.0	--				
	TOTAL	187.5	187.5	187.5	187.5	--				
	141 (156)	IMPLEMENTATION OF A BUS RAPID TRANSIT LINE BY THE MILWAUKEE COUNTY TRANSIT SYSTEM ALONG FOND DU LAC AND NATIONAL AVENUES (12.0 MI) 4007000	TE	DETAIL COSTS	PE	--	--	--	--	--
					ROW	--	--	--	--	--
					CONST	5,000.0	--	--	--	--
				OTHER	35,000.0	--	--	--	--	
				TOTAL	40,000.0	--	--	--	--	
SOURCE OF FUNDS IH-C/S	LOCAL STATE	8,000.0	--	--	--	--				
	FEDERAL	32,000.0	--	--	--	--				
	TOTAL	40,000.0	--	--	--	--				
	142 (1044)	IMPLEMENTATION OF A BUS RAPID TRANSIT LINE BY THE MILWAUKEE COUNTY TRANSIT SYSTEM ALONG FOND DU LAC AND NATIONAL AVENUES (12.0 MI) 4009928	TE	DETAIL COSTS	PE	--	--	--	--	--
					ROW	--	--	--	--	--
					CONST	--	--	--	--	--
				OTHER	--	--	4,000.0	4,000.0	--	
				TOTAL	--	--	4,000.0	4,000.0	--	
SOURCE OF FUNDS CMAQ	LOCAL STATE	--	--	800.0	800.0	--				
	FEDERAL	--	--	3,200.0	3,200.0	--				
	TOTAL	--	--	4,000.0	4,000.0	--				
	143 (157)	RECONSTRUCTION OF SOUTH 68TH ST (CTH A) FROM RYAN RD (STH 100) TO HOUSE OF CORRECTIONS IN THE CITY OF FRANKLIN (0.75 MI) 4000090	OH	DETAIL COSTS	PE	--	75.0	--	--	--
					ROW	--	--	--	--	--
					CONST	--	--	500.0	--	--
				OTHER	--	--	--	--	--	
				TOTAL	--	75.0	500.0	--	--	
SOURCE OF FUNDS LRIP	LOCAL STATE	--	15.0	100.0	--	--				
	FEDERAL	--	60.0	400.0	--	--				
	TOTAL	--	75.0	500.0	--	--				
	144 (123)	REHABILITATION OF THE LAKE PARK DR BRIDGE (P-40-0573) 4000043	OH	DETAIL COSTS	PE	--	--	--	--	--
					ROW	--	--	--	--	--
					CONST	1,581.1	--	--	--	--
				OTHER	--	--	--	--	--	
				TOTAL	1,581.1	--	--	--	--	
SOURCE OF FUNDS BRF	LOCAL STATE	316.2	--	--	--	--				
	FEDERAL	1,264.9	--	--	--	--				
	TOTAL	1,581.1	--	--	--	--				

TRANSPORTATION IMPROVEMENT PROGRAM FOR THE MILWAUKEE TRANSPORTATION MANAGEMENT AREA --
MILWAUKEE COUNTY 2011-2014

PROJECT SPONSOR	PROJECT			ESTIMATED COSTS (\$1,000)					AIR QUAL STAT	
	NO	DESCRIPTION / STATE ID	TYPE	2011	2012	2013	2014	REMAINING		
MILWAUKEE COUNTY	153 (172)	CONSTRUCTION OF AN EAST-WEST BIKEWAY IN THE WE ENERGIES CORRIDOR FROM STH 32 ON THE EAST AND THE OAK LEAF TRAIL AT COLD SPRING RD ON THE WEST (9.7 MI) 4007003	EE	DETAIL COSTS	PE	--	--	412.0	--	EXEMPT
				ROW	--	--	--	--		
				CONST	--	--	--	2,163.0	--	
				OTHER	--	--	--	--	--	
TOTAL	--	--	--	2,575.0	--					
SOURCE OF FUNDS CMAQ	LOCAL STATE	--	--	--	515.0	--				
FEDERAL	--	--	--	--	2,060.0	--				
TOTAL	--	--	--	2,575.0	--					
	154 (173)	CONSTRUCTION OF A BIKE TRAIL IN MENOMONEE RIVER CORRIDOR FROM LITTLE MENOMONEE RIVER CONFLUENCE WITH MENOMONEE RIVER TO 124TH ST (0.8 MI) 4007007	EE	DETAIL COSTS	PE	--	--	82.4	--	EXEMPT
				ROW	--	--	--	--	--	
				CONST	--	--	--	329.6	--	
				OTHER	--	--	--	--	--	
TOTAL	--	--	--	412.0	--					
SOURCE OF FUNDS STP-E	LOCAL STATE	--	--	--	82.4	--				
FEDERAL	--	--	--	--	329.6	--				
TOTAL	--	--	--	412.0	--					
	155 (174)	CONSTRUCTION OF THE NORTHWEST BIKEWAY FROM W GOOD HOPE RD (CTH PP) TO N 124TH ST IN THE CITY OF MILWAUKEE (1.20 MI) 4000070	EE	DETAIL COSTS	PE	--	--	--	--	EXEMPT
				ROW	--	--	--	--	--	
				CONST	187.5	--	--	--	--	
				OTHER	--	--	--	--	--	
TOTAL	187.5	--	--	--	--					
SOURCE OF FUNDS STP-E	LOCAL STATE	37.5	--	--	--	--				
FEDERAL	150.0	--	--	--	--					
TOTAL	187.5	--	--	--	--					
	156 (175)	CONSTRUCTION OF THE NORTHWEST BIKEWAY FROM W MILL RD (CTH S) TO W GOOD HOPE RD (CTH PP) IN THE CITY OF MILWAUKEE (1.33 MI) 4000069	EE	DETAIL COSTS	PE	--	--	--	--	EXEMPT
				ROW	--	--	--	--	--	
				CONST	210.0	--	--	--	--	
				OTHER	--	--	--	--	--	
TOTAL	210.0	--	--	--	--					
SOURCE OF FUNDS STP-E	LOCAL STATE	42.0	--	--	--	--				
FEDERAL	168.0	--	--	--	--					
TOTAL	210.0	--	--	--	--					
	157 (176)	CONSTRUCTION OF THE NORTHWEST BIKEWAY FROM THE LITTLE MENOMONEE RIVER PARKWAY AT APPLETON AVE TO THE MENOMONEE RIVER CORRIDOR AT MILL RD (1.7 MI) 4007006	EE	DETAIL COSTS	PE	--	38.6	--	--	EXEMPT
				ROW	--	--	--	--	--	
				CONST	--	--	115.9	--	--	
				OTHER	--	--	--	--	--	
TOTAL	--	154.5	--	--	--					
SOURCE OF FUNDS STP-E	LOCAL STATE	--	30.9	--	--	--				
FEDERAL	--	123.6	--	--	--					
TOTAL	--	154.5	--	--	--					
	158 (177)	PHASE 3 OF THE NW SIDE TO DOWNTOWN COMMUTER PROJECT. CONSTRUCT TRAIL IN ATC/WE ENERGIES UTILITY CORRIDOR FROM THE NW CORNER OF BROWN DEER PARK SOUTHEAST TO W MILL RD (CTH S) IN MILWAUKEE COUNTY (2.1 MI) 4009993 1693-51-70	EE	DETAIL COSTS	PE	--	--	--	--	EXEMPT
				ROW	--	--	--	--	--	
				CONST	472.6	--	--	--	--	
				OTHER	--	--	--	--	--	
TOTAL	472.6	--	--	--	--					
SOURCE OF FUNDS CMAQ	LOCAL STATE	94.5	--	--	--	--				
FEDERAL	378.1	--	--	--	--					
TOTAL	472.6	--	--	--	--					
	159 (178)	FINAL PHASE OF THE NW SIDE TO DOWNTOWN COMMUTER PROJECT. ACQUISITION OF ABANDONED UP R/R CORRIDOR FROM THE NORTH END OF ESTABROOK PARK TO ATC/WE ENERGIES UTILITY CORRIDOR NEAR 2900 W MILL RD (CTH S) (3.1 MI) 4000051	EE	DETAIL COSTS	PE	60.0	--	--	--	EXEMPT
				ROW	3,000.0	--	--	--	--	
				CONST	--	--	--	--	--	
				OTHER	--	--	--	--	--	
TOTAL	3,060.0	--	--	--	--					
SOURCE OF FUNDS CMAQ	LOCAL STATE	612.0	--	--	--	--				
FEDERAL	2,448.0	--	--	--	--					
TOTAL	3,060.0	--	--	--	--					
	160	FINAL PHASE OF THE NW SIDE TO DOWNTOWN COMMUTER PROJECT. CONSTRUCT PAVED ASPHALT ON ABANDONED UP R/R CORRIDOR FROM ESTABROOK PARK TO WE ENERGIES UTILITY CORRIDOR NEAR 2900 W MILL RD(CTH S) IN MILWAUKEE COUNTY (2.7 MI) 4000053	EE	DETAIL COSTS	PE	--	402.6	--	--	EXEMPT
				ROW	--	--	--	--	--	
				CONST	--	--	1,872.4	--	--	
				OTHER	--	--	--	--	--	
TOTAL	--	402.6	1,872.4	--	--					
SOURCE OF FUNDS STP-E	LOCAL STATE	--	80.5	374.5	--	--				
FEDERAL	--	322.1	1,497.9	--	--					
TOTAL	--	402.6	1,872.4	--	--					

TRANSPORTATION IMPROVEMENT PROGRAM FOR THE MILWAUKEE TRANSPORTATION MANAGEMENT AREA --
MILWAUKEE COUNTY 2011-2014

PROJECT SPONSOR	PROJECT			ESTIMATED COSTS (\$1,000)					AIR QUAL STAT		
	NO	DESCRIPTION / STATE ID	TYPE	2011	2012	2013	2014	REMAINING			
MILWAUKEE COUNTY	161 (179)	RECONSTRUCT TO MODERN DESIGN STANDARDS THE OAK LEAF TRAIL FROM W CONGRESS ST TO W SILVER SPRING DR IN THE LITTLE MENOMONEE RIVER CORRIDOR (2.25 MI) 4006940 1693-50-00	EE	DETAIL COSTS	PE	--	--	--	--	EXEMPT	
					ROW	--	--	--	--		
					CONST	468.4	--	--	--		--
					OTHER	--	--	--	--		--
		TOTAL	468.4	--	--	--	--				
		SOURCE OF FUNDS CMAQ	LOCAL STATE	93.7	--	--	--	--			
			FEDERAL	374.7	--	--	--	--			
			TOTAL	468.4	--	--	--	--			
	162 (180)	CONSTRUCTION OF AN OAK LEAF TRAIL EXTENSION ALONG THE LINCOLN CREEK FROM 30TH AT CAMERON ST WEST TO HAMPTON AVE AT 60TH ST (2.8 MI) 4007005	EE	DETAIL COSTS	PE	--	--	64.4	--	EXEMPT	
					ROW	--	--	--	--		
					CONST	--	--	193.1	--		--
					OTHER	--	--	--	--		--
		TOTAL	--	--	257.5	--	--				
		SOURCE OF FUNDS CMAQ	LOCAL STATE	--	--	51.5	--	--			
			FEDERAL	--	--	206.0	--	--			
			TOTAL	--	--	257.5	--	--			
	163 (181)	RELOCATE OAK LEAF TRAIL FROM MUNICIPAL STREETS AND PARKWAY DRIVES TO BIKE TRAIL FROM 31ST ST ON THE KK RIVER PARKWAY AND 5TH ST AT CLEVELAND AVE (2.5 MI) 4007004	EE	DETAIL COSTS	PE	--	--	--	136.5	EXEMPT	
					ROW	--	--	--	--		
					CONST	--	--	--	409.4		--
					OTHER	--	--	--	--		--
		TOTAL	--	--	--	545.9	--				
		SOURCE OF FUNDS STP-E	LOCAL STATE	--	--	--	109.2	--			
			FEDERAL	--	--	--	436.7	--			
			TOTAL	--	--	--	545.9	--			
	164 (183)	CONSTRUCTION OF AN OAK LEAF TRAIL EXTENSION WEST FROM HOWELL AVE (STH 38) TO ASPEN DR EXTENDED (1.0 MI) 4007002	EE	DETAIL COSTS	PE	--	--	64.4	--	EXEMPT	
					ROW	--	--	--	--		
					CONST	--	--	257.5	--		--
					OTHER	--	--	--	--		--
		TOTAL	--	--	321.9	--	--				
		SOURCE OF FUNDS STP-E	LOCAL STATE	--	--	64.4	--	--			
			FEDERAL	--	--	257.5	--	--			
			TOTAL	--	--	321.9	--	--			
	165 (182)	CONSTRUCTION OF A PEDESTRIAN BRIDGE OVER THE OAK LEAF TRAIL AT RIVERSIDE PARK IN MILWAUKEE COUNTY. 4009984	EE	DETAIL COSTS	PE	6.3	--	--	--	EXEMPT	
					ROW	--	--	--	--		
					CONST	118.7	--	--	--		--
					OTHER	--	--	--	--		--
		TOTAL	125.0	--	--	--	--				
		SOURCE OF FUNDS STP-E	LOCAL STATE	25.0	--	--	--	--			
			FEDERAL	100.0	--	--	--	--			
			TOTAL	125.0	--	--	--	--			
	166 (184)	CONSTRUCTION OF THE OAK LEAF TRAIL (ROOT RIVER) FROM HOWELL AVE (STH 38) TO 27TH ST (STH 241) IN THE CITY OF MILWAUKEE (2.00 MI) 4000036	EE	DETAIL COSTS	PE	--	--	--	154.5	EXEMPT	
					ROW	--	--	--	--		
					CONST	--	--	--	515.0		--
					OTHER	--	--	--	--		--
		TOTAL	--	--	--	669.5	--				
		SOURCE OF FUNDS STP-E	LOCAL STATE	--	--	--	133.9	--			
			FEDERAL	--	--	--	535.6	--			
			TOTAL	--	--	--	669.5	--			
	167 (186)	CONSTRUCTION OF AN OAK LEAF TRAIL EXTENSION FROM BENDER PARK SOUTH BOUNDARY LINE TO NORTH SHORE ROW NEAR COUNTY LINE ROAD TO THE CITY OF OAK CREEK/RACINE COUNTY TRAIL SYSTEMS (3.02 MI) 4007001	EE	DETAIL COSTS	PE	--	--	64.9	--	EXEMPT	
					ROW	--	--	--	--		
					CONST	--	--	194.7	--		--
					OTHER	--	--	--	--		--
		TOTAL	--	--	259.6	--	--				
		SOURCE OF FUNDS STP-E	LOCAL STATE	--	--	51.9	--	--			
			FEDERAL	--	--	207.7	--	--			
			TOTAL	--	--	259.6	--	--			
	168 (185)	CONSTRUCTION OF THE OAK LEAF TRAIL - BENDER PARK CONNECTOR. NORTH SHORE ROW JUST WEST OF NICHOLSON THROUGH TO THE SOUTHERN BOUNDARY OF BENDER PARK IN THE CITY OF OAK CREEK (4.8 MI) 4000040	EE	DETAIL COSTS	PE	--	170.7	--	--	EXEMPT	
					ROW	--	--	--	--		
					CONST	--	--	1,536.0	--		--
					OTHER	--	--	--	--		--
		TOTAL	--	170.7	1,536.0	--	--				
		SOURCE OF FUNDS STP-E	LOCAL STATE	--	34.1	307.2	--	--			
			FEDERAL	--	136.6	1,228.8	--	--			
			TOTAL	--	170.7	1,536.0	--	--			

TRANSPORTATION IMPROVEMENT PROGRAM FOR THE MILWAUKEE TRANSPORTATION MANAGEMENT AREA --
MILWAUKEE COUNTY 2011-2014

PROJECT SPONSOR	PROJECT			ESTIMATED COSTS (\$1,000)					AIR QUAL STAT		
	NO	DESCRIPTION / STATE ID	TYPE	2011	2012	2013	2014	REMAINING			
GLENDALE (CITY)	177 (196)	RECONSTRUCTION OF W GLENDALE AVE FROM N GREEN BAY AVE (STH 57) AND N PORT WASHINGTON RD (0.60 MI)	HP	DETAIL COSTS	PE	--	260.8	--	--	--	EXEMPT
					ROW	--	--	11.5	--	--	
				CONST	--	--	--	1,260.1	--	--	
				OTHER	--	--	--	--	--		
TOTAL	--	260.8	11.5	1,260.1	--	--					
SOURCE OF FUNDS	LOCAL	--	260.8	11.5	1,260.1	--	--				
	STATE	--	--	--	--	--	--				
FEDERAL	--	--	--	--	--	--	--				
TOTAL	--	260.8	11.5	1,260.1	--	--					
4069999											
	178 (197)	CONSTRUCTION OF A 10-FOOT WIDE BICYCLE/PEDESTRIAN PATH ALONG WE ENERGIES ROW FROM N SIDNEY PL TO W MILL RD IN THE CITY OF GLENDALE (0.5 MI)	EE	DETAIL COSTS	PE	--	--	--	--	--	EXEMPT
					ROW	--	--	--	--	--	
				CONST	266.3	--	--	--	--		
				OTHER	--	--	--	--	--		
TOTAL	266.3	--	--	--	--						
SOURCE OF FUNDS	LOCAL	207.1	--	--	--	--					
	STATE	--	--	--	--	--					
FEDERAL	59.2	--	--	--	--						
TOTAL	266.3	--	--	--	--						
4060002	1693-25-73										
MILWAUKEE (CITY)	179 (199)	INSTALLATION OR MODIFICATION OF TRAFFIC SIGNALS AT IMPROVED STREET INTERSECTIONS IN THE CITY OF MILWAUKEE	HP	DETAIL COSTS	PE	--	--	--	--	--	EXEMPT
					ROW	--	--	--	--	--	
				CONST	--	--	--	--	--		
				OTHER	1,204.1	1,133.1	1,168.3	1,204.6	--		
TOTAL	1,204.1	1,133.1	1,168.3	1,204.6	--						
SOURCE OF FUNDS	LOCAL	1,204.1	1,133.1	1,168.3	1,204.6	--					
	STATE	--	--	--	--	--					
FEDERAL	--	--	--	--	--						
TOTAL	1,204.1	1,133.1	1,168.3	1,204.6	--						
4100067											
	180 (1047)	INSTALLATION OF VEHICLE DETECTION LOOPS AND PEDESTRIAN PUSH BUTTONS FOR THE INSTALLATION OF SEMI-ACTUATED OPERATION FOR 32 SIGNALIZED INTERSECTIONS THROUGHOUT THE CITY OF MILWAUKEE	HP	DETAIL COSTS	PE	44.0	--	--	--	--	EXEMPT
					ROW	--	--	--	--	--	
				CONST	--	--	--	--	--		
				OTHER	15.0	229.5	222.0	--	--		
TOTAL	59.0	229.5	222.0	--	--						
SOURCE OF FUNDS	LOCAL	11.8	45.9	44.4	--	--					
	STATE	--	--	--	--	--					
FEDERAL	47.2	183.6	177.6	--	--						
TOTAL	59.0	229.5	222.0	--	--						
4109929											
	181 (200)	INSTALLATION OF TRAFFIC SIGNING AT VARIOUS LOCATIONS IN THE CITY OF MILWAUKEE	HP	DETAIL COSTS	PE	--	--	--	--	--	EXEMPT
					ROW	--	--	--	--	--	
				CONST	--	--	--	--	--		
				OTHER	1,170.9	1,185.7	1,206.4	1,177.4	--		
TOTAL	1,170.9	1,185.7	1,206.4	1,177.4	--						
SOURCE OF FUNDS	LOCAL	1,170.9	1,185.7	1,206.4	1,177.4	--					
	STATE	--	--	--	--	--					
FEDERAL	--	--	--	--	--						
TOTAL	1,170.9	1,185.7	1,206.4	1,177.4	--						
4100068											
	182 (201)	INSTALLATION OR MODIFICATION OF STREET LIGHTING AT VARIOUS LOCATIONS IN THE CITY OF MILWAUKEE	HP	DETAIL COSTS	PE	--	--	--	--	--	EXEMPT
					ROW	--	--	--	--	--	
				CONST	--	--	--	--	--		
				OTHER	7,500.0	8,750.0	9,150.0	9,550.0	--		
TOTAL	7,500.0	8,750.0	9,150.0	9,550.0	--						
SOURCE OF FUNDS	LOCAL	7,500.0	8,750.0	9,150.0	9,550.0	--					
	STATE	--	--	--	--	--					
FEDERAL	--	--	--	--	--						
TOTAL	7,500.0	8,750.0	9,150.0	9,550.0	--						
4100069											
	183 (907)	RECONSTRUCTION OF THE NORTH-BOUND ON RAMP TO IH 794 AT CARFERRY DR IN THE CITY OF MILWAUKEE (0.13 MI)	HP	DETAIL COSTS	PE	--	--	--	--	--	EXEMPT
					ROW	--	--	--	--	--	
				CONST	50.0	--	--	--	--		
				OTHER	--	--	--	--	--		
TOTAL	50.0	--	--	--	--						
SOURCE OF FUNDS	LOCAL	25.0	--	--	--	--					
	STATE	25.0	--	--	--	--					
FEDERAL	--	--	--	--	--						
TOTAL	50.0	--	--	--	--						
4109957	1300-12-70										
	184	RECONSTRUCTION OF W CENTER ST FROM N 12TH ST TO N 27TH ST IN THE CITY OF MILWAUKEE (1.0 MI)	HP	DETAIL COSTS	PE	--	--	450.0	--	--	EXEMPT
					ROW	--	--	--	--	--	
				CONST	--	--	--	--	--		
				OTHER	--	--	--	--	--		
TOTAL	--	--	450.0	--	--						
SOURCE OF FUNDS	LOCAL	--	--	90.0	--	--					
	STATE	--	--	--	--	--					
FEDERAL	--	--	360.0	--	--						
TOTAL	--	--	450.0	--	--						
4100015											

TRANSPORTATION IMPROVEMENT PROGRAM FOR THE MILWAUKEE TRANSPORTATION MANAGEMENT AREA --
MILWAUKEE COUNTY 2011-2014

PROJECT SPONSOR	PROJECT			ESTIMATED COSTS (\$1,000)						AIR QUAL STAT	
	NO	DESCRIPTION / STATE ID	TYPE	2011	2012	2013	2014	REMAINING			
MILWAUKEE (CITY)	185	RECONSTRUCTION OF W CENTER ST FROM N 27TH ST TO N 35TH ST IN THE CITY OF MILWAUKEE (0.5 MI) 4100106	HP	DETAIL COSTS	PE	--	--	230.0	--	--	EXEMPT
					ROW	--	--	--	--		
					CONST	--	--	--	--		
				OTHER	--	--	--	--			
TOTAL	--	--	230.0	--	--						
SOURCE OF FUNDS STP-M	LOCAL STATE	--	--	46.0	--	--	--	--			
FEDERAL	--	--	184.0	--	--	--	--	--			
TOTAL	--	--	230.0	--	--	--	--	--			
	186 (847)	RECONSTRUCTION OF FOND DU LAC AVE FROM N 91ST ST TO N 107TH ST IN THE CITY OF MILWAUKEE (1.40 MI) 4109966	HP	DETAIL COSTS	PE	250.0	--	--	--	--	EXEMPT
					ROW	--	--	--	--		
					CONST	--	--	1,573.0	--	--	
				OTHER	--	--	20.0	--	--		
TOTAL	250.0	--	1,593.0	--	--						
SOURCE OF FUNDS STP-M	LOCAL STATE	50.0	--	318.6	--	--	--	--			
FEDERAL	200.0	--	1,274.4	--	--	--	--	--			
TOTAL	250.0	--	1,593.0	--	--	--	--	--			
	187	RESURFACING OF W FOREST HOME AVE FROM S 16TH ST TO W LINCOLN AVE IN THE CITY OF MILWAUKEE (0.70 MI) 4109923	HP	DETAIL COSTS	PE	--	--	360.0	--	--	EXEMPT
					ROW	--	--	--	--		
					CONST	--	--	--	--		
				OTHER	--	--	--	--			
TOTAL	--	--	360.0	--	--						
SOURCE OF FUNDS STP-M	LOCAL STATE	--	--	72.0	--	--	--	--			
FEDERAL	--	--	288.0	--	--	--	--	--			
TOTAL	--	--	360.0	--	--	--	--	--			
	188 (204)	RECONSTRUCTION OF THE N GRANVILLE RD BRIDGE OVER THE LITTLE MENOMONEE RIVER IN THE CITY OF MILWAUKEE (0.60 MI) 4100116 2500-00-00	HP	DETAIL COSTS	PE	--	--	--	--	--	EXEMPT
					ROW	--	--	--	--		
					CONST	--	425.0	--	--		
				OTHER	--	--	--	--			
TOTAL	--	425.0	--	--	--						
SOURCE OF FUNDS BRP	LOCAL STATE	--	85.0	--	--	--	--	--			
FEDERAL	--	--	340.0	--	--	--	--	--			
TOTAL	--	425.0	--	--	--	--	--	--			
	189 (205)	RECONSTRUCTION OF W HAMPTON AVE FROM N GREEN BAY AVE (STH 57) TO N TEUTONIA AVE IN THE CITY OF MILWAUKEE (1.43 MI) 4100018	HP	DETAIL COSTS	PE	--	--	--	--	--	EXEMPT
					ROW	--	--	--	--		
					CONST	--	--	5,009.0	--	--	
				OTHER	--	--	120.0	--	--		
TOTAL	--	--	5,129.0	--	--						
SOURCE OF FUNDS STP-M	LOCAL STATE	--	--	1,025.8	--	--	--	--			
FEDERAL	--	--	4,103.2	--	--	--	--	--			
TOTAL	--	--	5,129.0	--	--	--	--	--			
	190 (207)	RESURFACING OF N HOPKINS FROM W CONGRESS ST TO W VILLARD AVE IN THE CITY OF MILWAUKEE (1.10 MI) 4100020	HP	DETAIL COSTS	PE	250.0	--	--	--	--	EXEMPT
					ROW	--	--	--	--		
					CONST	--	--	2,030.7	--	--	
				OTHER	--	--	20.0	--	--		
TOTAL	250.0	--	2,050.7	--	--						
SOURCE OF FUNDS STP-M	LOCAL STATE	50.0	--	410.1	--	--	--	--			
FEDERAL	200.0	--	1,640.6	--	--	--	--	--			
TOTAL	250.0	--	2,050.7	--	--	--	--	--			
	191	RESURFACING OF W HOWARD AVE FROM S 48TH ST TO S 55TH ST IN THE CITY OF MILWAUKEE (0.40 MI) 4100025	HP	DETAIL COSTS	PE	110.0	--	--	--	--	EXEMPT
					ROW	--	--	--	--		
					CONST	--	--	954.0	--	--	
				OTHER	--	--	75.0	--	--		
TOTAL	110.0	--	1,029.0	--	--						
SOURCE OF FUNDS STP-M	LOCAL STATE	22.0	--	205.8	--	--	--	--			
FEDERAL	88.0	--	823.2	--	--	--	--	--			
TOTAL	110.0	--	1,029.0	--	--	--	--	--			
	192	RECONSTRUCTION OF N HUMBOLDT BLVD FROM E AUER AVE TO E KEEFE AVE IN THE CITY OF MILWAUKEE (0.40 MI) 4100024	HP	DETAIL COSTS	PE	--	--	210.0	--	--	EXEMPT
					ROW	--	--	--	--		
					CONST	--	--	--	--		
				OTHER	--	--	--	--			
TOTAL	--	--	210.0	--	--						
SOURCE OF FUNDS STP-M	LOCAL STATE	--	--	42.0	--	--	--	--			
FEDERAL	--	--	168.0	--	--	--	--	--			
TOTAL	--	--	210.0	--	--	--	--	--			

TRANSPORTATION IMPROVEMENT PROGRAM FOR THE MILWAUKEE TRANSPORTATION MANAGEMENT AREA --
MILWAUKEE COUNTY 2011-2014

PROJECT SPONSOR	PROJECT			ESTIMATED COSTS (\$1,000)					AIR QUAL STAT		
	NO	DESCRIPTION / STATE ID	TYPE	2011	2012	2013	2014	REMAINING			
MILWAUKEE (CITY)	201	RECONSTRUCTION OF W MORGAN AVE FROM W FOREST HOME AVE TO S 68TH ST IN THE CITY OF MILWAUKEE (0.90 MI)	HP	DETAIL COSTS	PE	--	475.0	--	--	--	EXEMPT
					ROW	--	--	--	--	--	
					CONST	--	--	--	3,200.0	--	
				OTHER	--	--	--	75.0	--		
				TOTAL	--	475.0	--	3,275.0	--		
SOURCE OF FUNDS STP-M	LOCAL STATE	--	95.0	--	655.0	--					
	FEDERAL	--	380.0	--	2,620.0	--					
	TOTAL	--	475.0	--	3,275.0	--					
4100041											
(216)	202	RECONSTRUCTION OF THE W NORTH AVE BRIDGE (P-40-810) OVER CANADIAN PACIFIC RAILROAD IN THE CITY OF MILWAUKEE (0.02 MI)	HP	DETAIL COSTS	PE	572.0	--	--	--	--	EXEMPT
					ROW	--	--	--	--	--	
					CONST	--	--	3,680.0	--	--	
				OTHER	--	--	15.0	--	--		
				TOTAL	572.0	--	3,695.0	--	--		
SOURCE OF FUNDS BRF	LOCAL STATE	114.4	--	739.0	--	--					
	FEDERAL	457.6	--	2,956.0	--	--					
	TOTAL	572.0	--	3,695.0	--	--					
4100056	2135-03-00										
	203	RECONSTRUCTION OF W OKLAHOMA AVE FROM S 49TH ST TO S 60TH ST IN THE CITY OF MILWAUKEE (0.60 MI)	HP	DETAIL COSTS	PE	--	380.0	--	--	--	EXEMPT
					ROW	--	--	--	--	--	
					CONST	--	--	--	2,700.0	--	
				OTHER	--	--	--	60.0	--		
				TOTAL	--	380.0	--	2,760.0	--		
SOURCE OF FUNDS STP-M	LOCAL STATE	--	76.0	--	552.0	--					
	FEDERAL	--	304.0	--	2,208.0	--					
	TOTAL	--	380.0	--	2,760.0	--					
4100032											
(219)	204	RECONSTRUCTION OF N PORT WASHINGTON AVE FROM N DR MARTIN LUTHER KING JR DR TO W FIEBRANTZ AVE IN THE CITY OF MILWAUKEE (0.75 MI)	HP	DETAIL COSTS	PE	--	--	--	--	--	EXEMPT
					ROW	--	--	--	--	--	
					CONST	--	1,100.0	--	--	--	
				OTHER	--	125.0	--	--	--		
				TOTAL	--	1,225.0	--	--	--		
SOURCE OF FUNDS STP-M	LOCAL STATE	--	245.0	--	--	--					
	FEDERAL	--	980.0	--	--	--					
	TOTAL	--	1,225.0	--	--	--					
4109980	2570-04-00										
(220)	205	RECONSTRUCTION OF W STATE ST FROM N 35TH ST (USH 18) TO N 27TH ST (STH 57) IN THE CITY OF MILWAUKEE (0.50 MI)	HP	DETAIL COSTS	PE	--	--	--	175.0	--	EXEMPT
					ROW	--	--	--	--	--	
					CONST	--	--	--	--	--	
				OTHER	--	--	--	--	1,025.0		
				TOTAL	--	--	--	175.0	1,025.0		
SOURCE OF FUNDS STP-M	LOCAL STATE	--	--	--	35.0	--					
	FEDERAL	--	--	--	140.0	--					
	TOTAL	--	--	--	175.0	1,025.0					
4100013											
(222)	206	RECONSTRUCTION OF N TEUTONIA AVE FROM W CAPITOL DR (STH 190) TO W RUBY AVE IN THE CITY OF MILWAUKEE (0.70 MI)	HP	DETAIL COSTS	PE	270.0	--	--	--	--	EXEMPT
					ROW	--	--	--	--	--	
					CONST	--	--	1,700.0	--	--	
				OTHER	--	--	100.0	--	--		
				TOTAL	270.0	--	1,800.0	--	--		
SOURCE OF FUNDS STP-M	LOCAL STATE	54.0	--	360.0	--	--					
	FEDERAL	216.0	--	1,440.0	--	--					
	TOTAL	270.0	--	1,800.0	--	--					
4100026											
(223)	207	RECONSTRUCTION OF TEUTONIA AVE FROM W BURLEIGH ST TO W CAPITOL DR (STH 190) IN THE CITY OF MILWAUKEE (1.10 MI)	HP	DETAIL COSTS	PE	--	435.0	--	--	--	EXEMPT
					ROW	--	--	--	--	--	
					CONST	--	--	--	--	--	
				OTHER	--	--	--	--	2,878.4		
				TOTAL	--	435.0	--	--	2,878.4		
SOURCE OF FUNDS STP-M	LOCAL STATE	--	95.0	--	--	--					
	FEDERAL	--	340.0	--	--	--					
	TOTAL	--	435.0	--	--	2,878.4					
4100028											
(224)	208	RECONSTRUCTION OF N TEUTONIA AVE FROM W CENTER ST TO W BURLEIGH ST IN THE CITY OF MILWAUKEE (0.50 MI)	HP	DETAIL COSTS	PE	--	227.0	--	--	--	EXEMPT
					ROW	--	--	--	--	--	
					CONST	--	--	--	--	--	
				OTHER	--	--	--	--	1,291.5		
				TOTAL	--	227.0	--	--	1,291.5		
SOURCE OF FUNDS STP-M	LOCAL STATE	--	45.4	--	--	--					
	FEDERAL	--	181.6	--	--	--					
	TOTAL	--	227.0	--	--	1,291.5					
4100023											

TRANSPORTATION IMPROVEMENT PROGRAM FOR THE MILWAUKEE TRANSPORTATION MANAGEMENT AREA --
MILWAUKEE COUNTY 2011-2014

PROJECT SPONSOR	PROJECT			ESTIMATED COSTS (\$1,000)					AIR QUAL STAT	
	NO	DESCRIPTION / STATE ID	TYPE	2011	2012	2013	2014	REMAINING		
MILWAUKEE (CITY)	209 (225)	REHABILITATION OF W VILLARD AVE BRIDGE OVER LINCOLN CREEK IN THE CITY OF MILWAUKEE (P-40-894) 4109998 2984-32-71	HP	DETAIL COSTS	PE	--	--	--	--	EXEMPT
					ROW	--	--	--	--	
					CONST	--	--	1,650.0	--	
				OTHER	--	--	--	--		
				TOTAL	--	--	1,650.0	--		
SOURCE OF FUNDS BRF	LOCAL STATE	--	--	330.0	--					
	FEDERAL	--	--	1,320.0	--					
	TOTAL	--	--	1,650.0	--					
	210 (226)	RECONSTRUCTION OF W VLIET ST FROM N 12TH ST TO N 27TH ST (STH 57) IN THE CITY OF MILWAUKEE (1.05 MI) 4100029	HP	DETAIL COSTS	PE	--	450.0	--	--	EXEMPT
					ROW	--	--	--	--	
					CONST	--	--	--	2,947.5	
				OTHER	--	--	--	--		
				TOTAL	--	450.0	--	2,947.5		
SOURCE OF FUNDS STP-M	LOCAL STATE	--	90.0	--	--					
	FEDERAL	--	360.0	--	--					
	TOTAL	--	450.0	--	--					
	211 (227)	REHABILITATION OF S WHITNALL AVE BRIDGE OVER UNION PACIFIC RAILROAD (P-40-0644) 4109991 2660-05-70	HP	DETAIL COSTS	PE	--	--	--	--	EXEMPT
					ROW	--	--	--	--	
					CONST	--	1,450.0	--	--	
				OTHER	--	--	--	--		
				TOTAL	--	1,450.0	--	--		
SOURCE OF FUNDS BRF	LOCAL STATE	--	290.0	--	--					
	FEDERAL	--	1,160.0	--	--					
	TOTAL	--	1,450.0	--	--					
	212	RECONSTRUCTION OF W WISCONSIN AVE FROM N 21ST TO N 35TH ST IN THE CITY OF MILWAUKEE (0.9 MI) 4100040	HP	DETAIL COSTS	PE	--	382.0	--	--	EXEMPT
					ROW	--	--	--	--	
					CONST	--	--	--	3,360.0	
				OTHER	--	--	--	150.0		
				TOTAL	--	382.0	--	3,510.0		
SOURCE OF FUNDS STP-M	LOCAL STATE	--	76.4	--	702.0					
	FEDERAL	--	305.6	--	2,808.0					
	TOTAL	--	382.0	--	3,510.0					
	213 ⁹ (1003) R	REHABILITATION OF THE W WISCONSIN AVE VERTICAL LIFT BRIDGE (B-40-488) OVER THE MILWAUKEE RIVER IN THE CITY OF MILWAUKEE (TIGER GRANT) (0.04 MI) 4109976 2190-08-70	HP	DETAIL COSTS	PE	--	--	--	--	EXEMPT
					ROW	--	--	--	--	
					CONST	10,500.0	--	--	--	
				OTHER	--	--	--	--		
				TOTAL	10,500.0	--	--	--		
SOURCE OF FUNDS FED REC	LOCAL STATE	3,000.0	--	--	--					
	FEDERAL	7,500.0	--	--	--					
	TOTAL	10,500.0	--	--	--					
	214	REHABILITATION OF THE S 1ST ST BRIDGE (P-40-0829) OVER THE KINNICKINNIC RIVER IN THE CITY OF MILWAUKEE (0.03 MI) 4100184	HP	DETAIL COSTS	PE	--	335.0	--	--	EXEMPT
					ROW	--	--	--	--	
					CONST	--	--	--	1,869.0	
				OTHER	--	--	--	--		
				TOTAL	--	335.0	--	1,869.0		
SOURCE OF FUNDS BRF	LOCAL STATE	--	67.0	--	373.8					
	FEDERAL	--	268.0	--	1,495.2					
	TOTAL	--	335.0	--	1,869.0					
	215	RESURFACING OF N 6TH ST FROM W MCKINLEY AVE TO W WALNUT ST IN THE CITY OF MILWAUKEE (0.50 MI) 4109969	HP	DETAIL COSTS	PE	--	240.0	--	--	EXEMPT
					ROW	--	--	--	--	
					CONST	--	--	--	1,700.0	
				OTHER	--	--	--	100.0		
				TOTAL	--	240.0	--	1,800.0		
SOURCE OF FUNDS STP-M	LOCAL STATE	--	48.0	--	360.0					
	FEDERAL	--	192.0	--	1,440.0					
	TOTAL	--	240.0	--	1,800.0					
	216	RESURFACING OF S 6TH ST W COLLEGE AVE TO W GRANGE AVE IN THE CITY OF MILWAUKEE (0.9 MI) 4100019	HP	DETAIL COSTS	PE	--	360.0	--	--	EXEMPT
					ROW	--	--	--	--	
					CONST	--	--	--	--	
				OTHER	--	--	--	--		
				TOTAL	--	360.0	--	--		
SOURCE OF FUNDS STP-M	LOCAL STATE	--	72.0	--	--					
	FEDERAL	--	288.0	--	--					
	TOTAL	--	360.0	--	--					

TRANSPORTATION IMPROVEMENT PROGRAM FOR THE MILWAUKEE TRANSPORTATION MANAGEMENT AREA --
MILWAUKEE COUNTY 2011-2014

PROJECT SPONSOR	PROJECT			ESTIMATED COSTS (\$1,000)					AIR QUAL STAT		
	NO	DESCRIPTION / STATE ID	TYPE	2011	2012	2013	2014	REMAINING			
MILWAUKEE (CITY)	225	RESURFACING OF N 124TH ST-FROM PT NORTH OF W BROWN DEER RD TO PT SOUTH OF COUNTY LINE RD IN THE CITY OF MILWAUKEE (0.86 MI)	HP	DETAIL COSTS	PE	--	--	75.0	--	--	EXEMPT
				ROW	--	--	--	--	--		
				CONST	--	--	--	--	--		
				OTHER	--	--	--	--	--		
TOTAL	--	--	75.0	--	--	--					
SOURCE OF FUNDS STP-M	LOCAL STATE	--	--	15.0	--	--	--	--			
FEDERAL	--	--	60.0	--	--	--	--	--			
TOTAL	--	--	75.0	--	--	--	--	--			
	226 (235)	RECONSTRUCTION WITH ADDITIONAL LANES OF N 91ST ST (SWAN RD) FROM W BROWN DEER RD (STH 100) TO NORTH MILWAUKEE COUNTY LINE IN THE CITY OF MILWAUKEE (1.00 MI)	HI	DETAIL COSTS	PE	--	300.0	--	--	--	NON-EXEMPT
				ROW	--	--	--	--	--		
				CONST	--	--	--	2,000.0	--		
				OTHER	--	--	--	25.0	--		
TOTAL	--	300.0	--	2,025.0	--	--					
SOURCE OF FUNDS STP-M	LOCAL STATE	--	60.0	--	405.0	--	--	--			
FEDERAL	--	240.0	--	1,620.0	--	--	--	--			
TOTAL	--	300.0	--	2,025.0	--	--	--	--			
	227 ^h (905)	IMPLEMENTATION OF THE MILWAUKEE DOWNTOWN CONNECTOR STREETCAR BETWEEN THE MILWAUKEE INTERMODAL STATION AND AN AREA NORTH OF THE CENTRAL BUSINESS DISTRICT	TE	DETAIL COSTS	PE	--	--	--	--	--	EXEMPT
				ROW	1,000.0	--	--	--	--		
				CONST	60,100.0	--	--	--	--		
				OTHER	--	--	--	--	--		
TOTAL	61,100.0	--	--	--	--	--					
SOURCE OF FUNDS IH-C/S	LOCAL STATE	9,165.0	--	--	--	--	--	--			
FEDERAL	51,935.0	--	--	--	--	--	--	--			
TOTAL	61,100.0	--	--	--	--	--	--	--			
	228 (237)	LOCAL STREET IMPROVEMENTS AT VARIOUS LOCATIONS IN THE CITY OF MILWAUKEE	OH	DETAIL COSTS	PE	--	--	--	--	--	EXEMPT
				ROW	--	2,204.8	--	2,204.8	--		
				CONST	--	--	--	--	--		
				OTHER	--	--	--	--	--		
TOTAL	--	2,204.8	--	2,204.8	--	--					
SOURCE OF FUNDS LRIP	LOCAL STATE	--	1,102.4	--	1,102.4	--	--	--			
FEDERAL	--	1,102.4	--	1,102.4	--	--	--	--			
TOTAL	--	2,204.8	--	2,204.8	--	--	--	--			
	229 (239)	REHABILITATION OF THE N 45TH ST BRIDGE (P-40-601) OVER MENOMONEE RIVER IN THE CITY OF MILWAUKEE (0.01 MI)	OH	DETAIL COSTS	PE	151.0	--	--	--	--	EXEMPT
				ROW	--	--	--	--	--		
				CONST	--	--	806.0	--	--		
				OTHER	--	--	--	--	--		
TOTAL	151.0	--	806.0	--	--						
SOURCE OF FUNDS BRP	LOCAL STATE	30.2	--	161.2	--	--	--	--			
FEDERAL	120.8	--	644.8	--	--	--	--	--			
TOTAL	151.0	--	806.0	--	--	--	--	--			
	230 (240)	SPOT TRAFFIC SIGNAL IMPROVEMENTS AT VARIOUS HIGH HAZARD LOCATIONS IN THE CITY OF MILWAUKEE	HS	DETAIL COSTS	PE	100.0	100.0	100.0	100.0	--	EXEMPT
				ROW	--	--	--	--	--		
				CONST	500.0	500.0	500.0	500.0	--		
				OTHER	--	--	--	--	--		
TOTAL	600.0	600.0	600.0	600.0	--						
SOURCE OF FUNDS STP-S	LOCAL STATE	60.0	60.0	60.0	60.0	--	--	--			
FEDERAL	540.0	540.0	540.0	540.0	--	--	--	--			
TOTAL	600.0	600.0	600.0	600.0	--	--	--	--			
	231 (241)	TRAFFIC SIGNAL SAFETY IMPROVEMENTS AT 11 INTERSECTIONS IN THE CITY OF MILWAUKEE	HS	DETAIL COSTS	PE	--	--	--	--	--	EXEMPT
				ROW	--	--	--	--	--		
				CONST	141.0	--	--	--	--		
				OTHER	--	--	--	--	--		
TOTAL	141.0	--	--	--	--						
SOURCE OF FUNDS STP-S	LOCAL STATE	14.1	--	--	--	--	--	--			
FEDERAL	126.9	--	--	--	--	--	--	--			
TOTAL	141.0	--	--	--	--	--	--	--			
	232 (244)	HOPKINS ELEMENTARY SCHOOL SRTS IMPROVEMENTS: RADAR SPD LMT AND PED YIELD SIGN INSTALL, THERMOPLASTIC PVMNT MARKINGS, REFUGE ISLAND AND TRAFFIC CIRCLE TO IMPROVE PED SAFETY IN THE CITY OF MILWAUKEE	HS	DETAIL COSTS	PE	--	--	--	--	--	EXEMPT
				ROW	--	--	--	--	--		
				CONST	47.0	--	--	--	--		
				OTHER	--	--	--	--	--		
TOTAL	47.0	--	--	--	--						
SOURCE OF FUNDS SRTS	LOCAL STATE	--	--	--	--	--	--	--			
FEDERAL	47.0	--	--	--	--	--	--	--			
TOTAL	47.0	--	--	--	--	--	--	--			

TRANSPORTATION IMPROVEMENT PROGRAM FOR THE MILWAUKEE TRANSPORTATION MANAGEMENT AREA --
MILWAUKEE COUNTY 2011-2014

PROJECT SPONSOR	PROJECT			ESTIMATED COSTS (\$1,000)						AIR QUAL STAT	
	NO	DESCRIPTION / STATE ID	TYPE		2011	2012	2013	2014	REMAINING		
MILWAUKEE (CITY)	233 (967)	INSTALLATION OF PEDESTRIAN COUNTDOWN TIMERS AT 85 INTERSECTIONS IN THE CITY OF MILWAUKEE (HSIP GRANT NO. 1) 4109940 2984-46-90	HS	DETAIL COSTS	PE	70.0	--	--	--	--	EXEMPT
					ROW	--	--	--	--	--	
					CONST	--	--	--	--	--	
					OTHER	680.0	--	--	--	--	
					TOTAL	750.0	--	--	--	--	
	SOURCE OF FUNDS STP-S	LOCAL	75.0	--	--	--	--				
		STATE	--	--	--	--	--				
		FEDERAL	675.0	--	--	--	--				
		TOTAL	750.0	--	--	--	--				
	234 (968)	INSTALLATION OF PEDESTRIAN COUNTDOWN TIMERS AT 85 INTERSECTIONS IN THE CITY OF MILWAUKEE (HSIP GRANT NO. 2) 4109944 2645-07-90	HS	DETAIL COSTS	PE	70.0	--	--	--	--	EXEMPT
					ROW	--	--	--	--	--	
					CONST	--	--	--	--	--	
					OTHER	680.0	--	--	--	--	
					TOTAL	750.0	--	--	--	--	
	SOURCE OF FUNDS STP-S	LOCAL	75.0	--	--	--	--				
		STATE	--	--	--	--	--				
		FEDERAL	675.0	--	--	--	--				
		TOTAL	750.0	--	--	--	--				
	235 (969)	INSTALLATION OF PEDESTRIAN COUNTDOWN TIMERS AT 89 INTERSECTIONS IN THE CITY OF MILWAUKEE (HSIP GRANT NO.3) 4109945 2645-06-90	HS	DETAIL COSTS	PE	70.0	--	--	--	--	EXEMPT
					ROW	--	--	--	--	--	
					CONST	--	--	--	--	--	
					OTHER	680.0	--	--	--	--	
					TOTAL	750.0	--	--	--	--	
	SOURCE OF FUNDS STP-S	LOCAL	75.0	--	--	--	--				
		STATE	--	--	--	--	--				
		FEDERAL	675.0	--	--	--	--				
		TOTAL	750.0	--	--	--	--				
	236 (970)	INSTALLATION OF PEDESTRIAN PUSHBUTTONS AND VEHICLE DETECTION LOOPS AT 9 INTERSECTIONS IN THE CITY OF MILWAUKEE 4109942 2645-09-90	HS	DETAIL COSTS	PE	7.2	--	--	--	--	EXEMPT
					ROW	--	--	--	--	--	
					CONST	--	--	--	--	--	
					OTHER	69.8	--	--	--	--	
					TOTAL	77.0	--	--	--	--	
	SOURCE OF FUNDS STP-S	LOCAL	7.7	--	--	--	--				
		STATE	--	--	--	--	--				
		FEDERAL	69.3	--	--	--	--				
		TOTAL	77.0	--	--	--	--				
	237	INSTALL 860 PEDESTRIAN COUNTDOWN TIMERS AT 116 LOCAL STREET INTERSECTIONS IN THE CITY OF MILWAUKEE 4100045 2967-00-95	HS	DETAIL COSTS	PE	85.0	--	--	--	--	EXEMPT
					ROW	--	--	--	--	--	
					CONST	816.7	--	--	--	--	
					OTHER	--	--	--	--	--	
					TOTAL	901.7	--	--	--	--	
	SOURCE OF FUNDS STP-S	LOCAL	90.2	--	--	--	--				
		STATE	--	--	--	--	--				
		FEDERAL	811.5	--	--	--	--				
		TOTAL	901.7	--	--	--	--				
	238	INSTALL 932 PEDESTRIAN COUNTDOWN TIMERS AT 119 LOCAL STREET INTERSECTIONS IN THE CITY OF MILWAUKEE 4100046 2967-00-94	HS	DETAIL COSTS	PE	85.0	--	--	--	--	EXEMPT
					ROW	--	--	--	--	--	
					CONST	875.2	--	--	--	--	
					OTHER	--	--	--	--	--	
					TOTAL	960.2	--	--	--	--	
	SOURCE OF FUNDS STP-S	LOCAL	96.0	--	--	--	--				
		STATE	--	--	--	--	--				
		FEDERAL	864.2	--	--	--	--				
		TOTAL	960.2	--	--	--	--				
	239	INSTALL 936 PEDESTRIAN COUNTDOWN TIMERS AT 130 CONNECTING HIGHWAY INTERSECTIONS IN THE CITY OF MILWAUKEE 4100047 2967-00-92	HS	DETAIL COSTS	PE	85.0	--	--	--	--	EXEMPT
					ROW	--	--	--	--	--	
					CONST	891.6	--	--	--	--	
					OTHER	--	--	--	--	--	
					TOTAL	976.6	--	--	--	--	
	SOURCE OF FUNDS STP-S	LOCAL	97.7	--	--	--	--				
		STATE	--	--	--	--	--				
		FEDERAL	878.9	--	--	--	--				
		TOTAL	976.6	--	--	--	--				
	240	TRAFFIC SIGNAL IMPROVEMENTS AT 37 LOCAL STREET INTERSECTIONS IN THE CITY OF MILWAUKEE 4100048 2967-00-96	HS	DETAIL COSTS	PE	20.0	--	--	--	--	EXEMPT
					ROW	--	--	--	--	--	
					CONST	211.0	--	--	--	--	
					OTHER	--	--	--	--	--	
					TOTAL	231.0	--	--	--	--	
	SOURCE OF FUNDS STP-M	LOCAL	23.1	--	--	--	--				
		STATE	--	--	--	--	--				
		FEDERAL	207.9	--	--	--	--				
		TOTAL	231.0	--	--	--	--				

TRANSPORTATION IMPROVEMENT PROGRAM FOR THE MILWAUKEE TRANSPORTATION MANAGEMENT AREA --
MILWAUKEE COUNTY 2011-2014

PROJECT SPONSOR	PROJECT			ESTIMATED COSTS (\$1,000)					AIR QUAL STAT		
	NO	DESCRIPTION / STATE ID	TYPE	2011	2012	2013	2014	REMAINING			
MILWAUKEE (CITY)	241	TRAFFIC SIGNAL IMPROVEMENTS AT 28 CONNECTING HIGHWAY INTERSECTIONS IN THE CITY OF MILWAUKEE	HS	DETAIL COSTS	PE	15.0	--	--	--	--	EXEMPT
					ROW	--	--	--	--	--	
					CONST	125.1	--	--	--	--	
					OTHER	--	--	--	--	--	
				TOTAL	140.1	--	--	--	--		
SOURCE OF FUNDS STP-M	4100049	2967-00-91	HS	LOCAL STATE	14.0	--	--	--	--		
				FEDERAL	126.1	--	--	--	--		
				TOTAL	140.1	--	--	--	--		
					242	MILWAUKEE PUBLIC SCHOOL DISTRICT SAFE ROUTES YOUTH EDUCATION AND LEADERSHIP PROGRAM IN THE CITY OF MILWAUKEE	HS	DETAIL COSTS	PE	--	--
ROW	--	--	--						--	--	
CONST	--	--	--						--	--	
OTHER	318.7	--	--						--	--	
TOTAL	318.7	--	--					--	--		
SOURCE OF FUNDS SRTS	4100413		HS	LOCAL STATE	--	--	--	--	--		
				FEDERAL	318.7	--	--	--	--		
				TOTAL	318.7	--	--	--	--		
					243	MODIFICATION OF TRAFFIC SIGNALS AT THE INTERSECTION OF W BURNHAM ST AND 35TH ST IN THE CITY OF MILWAUKEE	HS	DETAIL COSTS	PE	4.2	--
ROW	--	--	--						--	--	
CONST	--	--	--						--	--	
OTHER	24.5	--	--						--	--	
TOTAL	28.7	--	--					--	--		
SOURCE OF FUNDS STP-S	4109947	2046-03-90	HS	LOCAL STATE	2.9	--	--	--	--		
				FEDERAL	25.8	--	--	--	--		
				TOTAL	28.7	--	--	--	--		
					244	INSTALLATION OF PEDESTRIAN PUSH BUTTONS AND VEHICLE DETECTION LOOPS AT THE INTERSECTIONS OF W CAPITOL DR (STH 190) AND 7TH ST, AND N 76TH ST (STH 181) AND W GRANTOSA DR IN THE CITY OF MILWAUKEE	HS	DETAIL COSTS	PE	1.6	--
ROW	--	--	--						--	--	
CONST	--	--	--						--	--	
OTHER	16.9	--	--						--	--	
TOTAL	18.5	--	--					--	--		
SOURCE OF FUNDS STP-S	4109943	2645-08-90	HS	LOCAL STATE	1.9	--	--	--	--		
				FEDERAL	16.6	--	--	--	--		
				TOTAL	18.5	--	--	--	--		
					245	SAFETY IMPROVEMENTS ON S CESAR CHAVEZ DR FROM NATIONAL AVE (STH 59) TO GREENFIELD AVE IN THE CITY OF MILWAUKEE (0.50 MI)	HS	DETAIL COSTS	PE	--	--
ROW	--	--	--						--	--	
CONST	270.0	--	--						--	--	
OTHER	--	--	--						--	--	
TOTAL	270.0	--	--					--	--		
SOURCE OF FUNDS STP-S	4100017	2967-10-70	HS	LOCAL STATE	27.0	--	--	--	--		
				FEDERAL	243.0	--	--	--	--		
				TOTAL	270.0	--	--	--	--		
					246	TRAFFIC SIGNAL IMPROVEMENTS AT THE INTERSECTION OF W FOND DU LAC AVE AND N SHERMAN BLVD IN THE CITY OF MILWAUKEE	HS	DETAIL COSTS	PE	10.0	--
ROW	--	--	--						--	--	
CONST	--	--	--						--	--	
OTHER	90.0	--	--						--	--	
TOTAL	100.0	--	--					--	--		
SOURCE OF FUNDS STP-S	4109936	2155-03-91	HS	LOCAL STATE	10.0	--	--	--	--		
				FEDERAL	90.0	--	--	--	--		
				TOTAL	100.0	--	--	--	--		
					247	INSTALLATION AND MODIFICATION OF TRAFFIC SIGNALS AT THE INTERSECTION OF S HOWELL AVE (STH 38) AND W LAYTON AVE (CTH Y) IN THE CITY OF MILWAUKEE	HS	DETAIL COSTS	PE	30.0	--
ROW	--	--	--						--	--	
CONST	185.0	--	--						--	--	
OTHER	90.0	--	--						--	--	
TOTAL	305.0	--	--					--	--		
SOURCE OF FUNDS STP-S	4109946	2060-15-90	HS	LOCAL STATE	30.5	--	--	--	--		
				FEDERAL	274.5	--	--	--	--		
				TOTAL	305.0	--	--	--	--		
					248	TRAFFIC SIGNAL IMPROVEMENTS AT TWO CONNECTING HIGHWAY INTERSECTIONS - CONGRESS ST AND N 76TH ST, WELLS ST & 35TH ST IN THE CITY OF MILWAUKEE	HS	DETAIL COSTS	PE	2.3	--
ROW	--	--	--						--	--	
CONST	20.7	--	--						--	--	
OTHER	--	--	--						--	--	
TOTAL	23.0	--	--					--	--		
SOURCE OF FUNDS STP-S	4109987	2984-08-97	HS	LOCAL STATE	2.3	--	--	--	--		
				FEDERAL	20.7	--	--	--	--		
				TOTAL	23.0	--	--	--	--		

TRANSPORTATION IMPROVEMENT PROGRAM FOR THE MILWAUKEE TRANSPORTATION MANAGEMENT AREA --
MILWAUKEE COUNTY 2011-2014

PROJECT SPONSOR	PROJECT			ESTIMATED COSTS (\$1,000)						AIR QUAL STAT
	NO	DESCRIPTION / STATE ID	TYPE	2011	2012	2013	2014	REMAINING		
MILWAUKEE (CITY)	249 (975)	INSTALLATION AND MODIFICATION OF TRAFFIC SIGNALS AT THE INTERSECTIONS OF W NORTH AVE WITH N 7TH ST AND N 8TH ST IN THE CITY OF MILWAUKEE 4109938 2445-08-90	HS	DETAIL COSTS	PE	--	--	--	--	EXEMPT
					ROW	--	--	--	--	
					CONST	--	--	--	--	
				OTHER	70.0	--	--	--		
				TOTAL	70.0	--	--	--		
SOURCE OF FUNDS STP-S	LOCAL STATE	7.0	--	--	--	--				
	FEDERAL	63.0	--	--	--	--				
	TOTAL	70.0	--	--	--					
	250 (976)	INSTALLATION AND MODIFICATION OF TRAFFIC SIGNALS AND INTERSECTION IMPROVEMENTS AT THE INTERSECTION OF W KILBOURN AVE AND N 6TH ST (STH 145) IN THE CITY OF MILWAUKEE 4109941 2707-04-90	HS	DETAIL COSTS	PE	25.0	--	--	--	EXEMPT
					ROW	--	--	--	--	
					CONST	85.0	--	--	--	
				OTHER	40.0	--	--	--		
				TOTAL	150.0	--	--	--		
SOURCE OF FUNDS STP-S	LOCAL STATE	15.0	--	--	--	--				
	FEDERAL	135.0	--	--	--	--				
	TOTAL	150.0	--	--	--					
	251 (1005)	TRAFFIC SIGNAL IMPROVEMENTS AND STOP BARS PAINTED AT THE INTERSECTIONS OF N SHERMAN BLVD WITH W LLOYD ST, W LISBON AVE, AND W CENTER ST IN THE CITY OF MILWAUKEE 4109937 2155-03-90	HS	DETAIL COSTS	PE	23.0	--	--	--	EXEMPT
					ROW	--	--	--	--	
					CONST	--	--	--	--	
				OTHER	212.0	--	--	--		
				TOTAL	235.0	--	--	--		
SOURCE OF FUNDS STP-S	LOCAL STATE	23.5	--	--	--	--				
	FEDERAL	211.5	--	--	--	--				
	TOTAL	235.0	--	--	--					
	252 (252)	DESIGN AND CONSTRUCTION OF SAFETY IMPROVEMENTS ON S 27TH ST (STH 241) FROM KINNICKINNIC RIVER PARKWAY TO HOWARD AVE IN THE CITY OF MILWAUKEE (1.10 MI) 4100010 2265-12-90	HS	DETAIL COSTS	PE	--	--	--	--	EXEMPT
					ROW	--	--	--	--	
					CONST	--	--	--	--	
				OTHER	425.0	--	--	--		
				TOTAL	425.0	--	--	--		
SOURCE OF FUNDS STP-S	LOCAL STATE	42.5	--	--	--	--				
	FEDERAL	382.5	--	--	--	--				
	TOTAL	425.0	--	--	--					
	253 (1006)	TRAFFIC SIGNAL IMPROVEMENTS AT THE INTERSECTIONS OF N 35TH ST WITH W VLIET ST AND W CENTER ST IN THE CITY OF MILWAUKEE 4109935 2100-13-90	HS	DETAIL COSTS	PE	5.0	--	--	--	EXEMPT
					ROW	--	--	--	--	
					CONST	--	--	--	--	
				OTHER	50.0	--	--	--		
				TOTAL	55.0	--	--	--		
SOURCE OF FUNDS STP-S	LOCAL STATE	5.5	--	--	--	--				
	FEDERAL	49.5	--	--	--	--				
	TOTAL	55.0	--	--	--					
	254 (1007)	TRAFFIC SIGNAL IMPROVEMENTS AT THE INTERSECTION OF N 35TH ST AND W WISCONSIN AVE IN THE CITY OF MILWAUKEE 4109934 2100-13-91	HS	DETAIL COSTS	PE	3.0	--	--	--	EXEMPT
					ROW	--	--	--	--	
					CONST	--	--	--	--	
				OTHER	27.0	--	--	--		
				TOTAL	30.0	--	--	--		
SOURCE OF FUNDS STP-S	LOCAL STATE	3.0	--	--	--	--				
	FEDERAL	27.0	--	--	--	--				
	TOTAL	30.0	--	--	--					
	255 (254)	IMPROVE RAILROAD CROSSINGS, INSTALL SIGNS, AND PAVEMENT MARKINGS FOR BIKE LANES. IMPROVE CROSSINGS AND REPAVE ROADWAY SEGMENTS WHERE NEEDED (3.70 MI) 4100100 1300-06-01	EE	DETAIL COSTS	PE	--	--	--	--	EXEMPT
					ROW	--	--	--	--	
					CONST	--	2,032.9	--	--	
				OTHER	--	--	--	--		
				TOTAL	--	2,032.9	--	--		
SOURCE OF FUNDS COMB	LOCAL STATE	--	406.6	--	--	--				
	FEDERAL	--	1,626.3	--	--	--				
	TOTAL	--	2,032.9	--	--					
	256 (255)	CLEAN FLEET EMISSIONS REDUCTION INITIATIVE IN THE CITY OF MILWAUKEE 4109989 1693-47-71	EE	DETAIL COSTS	PE	--	--	--	--	EXEMPT
					ROW	--	--	--	--	
					CONST	--	--	--	--	
				OTHER	365.4	--	--	--		
				TOTAL	365.4	--	--	--		
SOURCE OF FUNDS CMAQ	LOCAL STATE	100.9	--	--	--	--				
	FEDERAL	264.5	--	--	--	--				
	TOTAL	365.4	--	--	--					

TRANSPORTATION IMPROVEMENT PROGRAM FOR THE MILWAUKEE TRANSPORTATION MANAGEMENT AREA --
MILWAUKEE COUNTY 2011-2014

PROJECT SPONSOR	PROJECT			ESTIMATED COSTS (\$1,000)						AIR QUAL STAT	
	NO	DESCRIPTION / STATE ID	TYPE	2011	2012	2013	2014	REMAINING			
MILWAUKEE (CITY)	257 (1046)	SIGNAL OPTIMIZATION FOR 34 TRAFFIC SIGNALS IN THE BAY VIEW NEIGHBORHOOD IN THE CITY OF MILWAUKEE 4109930	EE	DETAIL COSTS	PE	31.5	31.5	--	--	--	EXEMPT
					ROW	--	--	--	--	--	
					CONST	--	--	--	--	--	
					OTHER	8.0	19.3	--	--	--	
				TOTAL	39.5	50.8	--	--	--		
SOURCE OF FUNDS CMAQ	LOCAL STATE	7.9	10.2	--	--	--					
	FEDERAL	31.6	40.6	--	--	--					
	TOTAL	39.5	50.8	--	--	--					
	258 (1048)	SIGNAL OPTIMIZATION FOR 103 TRAFFIC SIGNALS ALONG THE E/W CAPITOL DR (STH 190) AND W FOND DU LAC (STH 145) IN THE CITY OF MILWAUKEE 4109931	EE	DETAIL COSTS	PE	62.0	62.0	62.0	--	--	EXEMPT
					ROW	--	--	--	--	--	
					CONST	--	--	--	--	--	
					OTHER	15.0	15.0	44.0	--	--	
				TOTAL	77.0	77.0	106.0	--	--		
SOURCE OF FUNDS CMAQ	LOCAL STATE	15.4	15.4	21.2	--	--					
	FEDERAL	61.6	61.6	84.8	--	--					
	TOTAL	77.0	77.0	106.0	--	--					
	259 (1049)	INSTALLATION OF VEHICLE DETECTION LOOPS AND PEDESTRIAN PUSHBUTTONS FOR THE INSTALLATION OF SEMI-ACTUATED OPERATION FOR 10 SIGNALIZED CONNECTING HIGHWAY INTERSECTIONS THROUGHOUT THE CITY OF MILWAUKEE 4109928	EE	DETAIL COSTS	PE	15.0	--	--	--	--	EXEMPT
					ROW	--	--	--	--	--	
					CONST	--	--	--	--	--	
					OTHER	10.5	88.5	87.5	--	--	
				TOTAL	25.5	88.5	87.5	--	--		
SOURCE OF FUNDS CMAQ	LOCAL STATE	5.1	17.7	17.5	--	--					
	FEDERAL	20.4	70.8	70.0	--	--					
	TOTAL	25.5	88.5	87.5	--	--					
	260 (1051)	RETROFIT DIESEL ENGINES ON 44 HEAVY TRUCKS AND DIESEL OXIDATION CATALYST MUFFLERS ON 50 HEAVY EQUIPMENT UNITS, PROVIDE MARGINAL COST FOR BIO-DIESEL FUEL, AND PROVISION OF "ECO-DRIVING" TRAINING TECHNIQUES FOR DRIVERS 4109925	EE	DETAIL COSTS	PE	--	--	--	--	--	EXEMPT
					ROW	--	--	--	--	--	
					CONST	--	--	--	--	--	
					OTHER	--	1,335.0	--	--	--	
				TOTAL	--	1,335.0	--	--	--		
SOURCE OF FUNDS CMAQ	LOCAL STATE	--	267.0	--	--	--					
	FEDERAL	--	1,068.0	--	--	--					
	TOTAL	--	1,335.0	--	--	--					
	261 (1052)	IMPLEMENTATION OF A MARKETING PROGRAM AIMED AT REDUCING SINGLE OCCUPANCY TRIPS, AND INCREASING BICYCLE, PEDESTRIAN, TRANSIT, CARPOOL AND CAR-SHARING TRIPS 4109926	EE	DETAIL COSTS	PE	--	--	--	--	--	EXEMPT
					ROW	--	--	--	--	--	
					CONST	--	--	--	--	--	
					OTHER	66.2	100.9	170.2	--	--	
				TOTAL	66.2	100.9	170.2	--	--		
SOURCE OF FUNDS CMAQ	LOCAL STATE	13.2	20.2	34.1	--	--					
	FEDERAL	53.0	80.7	136.1	--	--					
	TOTAL	66.2	100.9	170.2	--	--					
	262 (259)	CREATE EXCLUSIVE BICYCLE LANES ON VARIOUS ROADWAYS THROUGHOUT THE CITY OF MILWAUKEE (42.0 MI) 4106950 2984-41-70	EE	DETAIL COSTS	PE	--	--	--	--	--	EXEMPT
					ROW	--	--	--	--	--	
					CONST	480.0	--	--	--	--	
					OTHER	--	--	--	--	--	
				TOTAL	480.0	--	--	--	--		
SOURCE OF FUNDS CMAQ	LOCAL STATE	96.0	--	--	--	--					
	FEDERAL	384.0	--	--	--	--					
	TOTAL	480.0	--	--	--	--					
	263 (1053)	DEVELOP AND MAINTAIN A COMPRESSED NATURAL GAS (CNG) FUELING STATION AND PURCHASE 20 CNG REFUSE TRUCKS 4109927	EE	DETAIL COSTS	PE	--	--	--	--	--	EXEMPT
					ROW	--	--	--	--	--	
					CONST	--	--	--	--	--	
					OTHER	--	3,000.0	--	--	--	
				TOTAL	--	3,000.0	--	--	--		
SOURCE OF FUNDS CMAQ	LOCAL STATE	--	600.0	--	--	--					
	FEDERAL	--	2,400.0	--	--	--					
	TOTAL	--	3,000.0	--	--	--					
	264 (260)	INSTALLATION OF BICYCLE LANES ON VARIOUS ARTERIAL ROADWAYS IN THE CITY OF MILWAUKEE 4109988 1693-44-70	EE	DETAIL COSTS	PE	--	--	--	--	--	EXEMPT
					ROW	--	--	--	--	--	
					CONST	330.0	--	--	--	--	
					OTHER	--	--	--	--	--	
				TOTAL	330.0	--	--	--	--		
SOURCE OF FUNDS CMAQ	LOCAL STATE	66.0	--	--	--	--					
	FEDERAL	264.0	--	--	--	--					
	TOTAL	330.0	--	--	--	--					

TRANSPORTATION IMPROVEMENT PROGRAM FOR THE MILWAUKEE TRANSPORTATION MANAGEMENT AREA --
MILWAUKEE COUNTY 2011-2014

PROJECT SPONSOR	PROJECT			ESTIMATED COSTS (\$1,000)					AIR QUAL STAT	
	NO	DESCRIPTION / STATE ID	TYPE	2011	2012	2013	2014	REMAINING		
MILWAUKEE (CITY)	265 (261)	CONSTRUCTION OF THE BEERLINE BIKE/RECREATIONAL CORRIDOR FROM E CHAMBERS ST TO E HOLTON AVE IN THE CITY OF MILWAUKEE (0.56 MI) 4100127 2984-34-70	EE	DETAIL COSTS	PE	--	--	--	--	EXEMPT
					ROW	--	--	--	--	
					CONST	50.0	--	--	--	
				OTHER	--	--	--	--		
				TOTAL	50.0	--	--	--		
SOURCE OF FUNDS STP-E	LOCAL STATE	10.0	--	--	--	--				
	FEDERAL	40.0	--	--	--	--				
	TOTAL	50.0	--	--	--					
	266 (1050)	INSTALLATION OF TRANSIT PRIORITY SYSTEM AT 100 SIGNALIZED INTERSECTION ON PROPOSED EXPRESS BUS AND TROLLEY CIRCULATOR ROUTES IN THE CITY OF MILWAUKEE 4109924	EE	DETAIL COSTS	PE	200.0	--	--	--	EXEMPT
					ROW	--	--	--	--	
					CONST	--	375.0	375.0	--	
				OTHER	50.0	50.0	50.0	--		
				TOTAL	250.0	425.0	425.0	--		
SOURCE OF FUNDS CMAQ	LOCAL STATE	50.0	85.0	85.0	--	--				
	FEDERAL	200.0	340.0	340.0	--	--				
	TOTAL	250.0	425.0	425.0	--					
	267 (236)	DESIGN AND INSTALLATION OF EXPRESS BUS ROUTE TRAFFIC SIGNAL PRE-EMPTION EQUIPMENT IN THE CITY OF MILWAUKEE 4100102 2984-10-07	EE	DETAIL COSTS	PE	15.0	--	--	--	EXEMPT
					ROW	--	--	--	--	
					CONST	--	135.0	--	--	
				OTHER	--	--	--	--		
				TOTAL	15.0	135.0	--	--		
SOURCE OF FUNDS CMAQ	LOCAL STATE	3.0	27.0	--	--	--				
	FEDERAL	12.0	108.0	--	--	--				
	TOTAL	15.0	135.0	--	--					
	268 (266)	CONSTRUCTION OF A BICYCLE TRAIL ALONG THE FORMER UP RR ROW FROM 6TH AND ROSEDALE TO E WASHINGTON AVE IN THE CITY OF MILWAUKEE (2.20 MI) 4100021 2984-24-70	EE	DETAIL COSTS	PE	--	--	--	--	EXEMPT
					ROW	--	--	--	--	
					CONST	1,600.0	--	--	--	
				OTHER	--	--	--	--		
				TOTAL	1,600.0	--	--	--		
SOURCE OF FUNDS CMAQ	LOCAL STATE	320.0	--	--	--	--				
	FEDERAL	1,280.0	--	--	--	--				
	TOTAL	1,600.0	--	--	--					
	269 (267)	INSTALLATION OF A COMPUTER-CONTROLLED SYSTEM INTEGRATING 21 TRAFFIC SIGNALS ON THE SOUTH SIDE OF THE CITY OF MILWAUKEE 4100080 2984-02-09	EE	DETAIL COSTS	PE	--	--	--	--	EXEMPT
					ROW	--	--	--	--	
					CONST	--	297.0	--	--	
				OTHER	--	--	--	--		
				TOTAL	--	297.0	--	--		
SOURCE OF FUNDS CMAQ	LOCAL STATE	--	59.4	--	--	--				
	FEDERAL	--	237.6	--	--	--				
	TOTAL	--	297.0	--	--					
	270 (268)	INSTALLATION OF COORDINATED TRAFFIC SIGNALS AT SIX ALL-WAY STOP CONTROLLED INTERSECTIONS IN THE CITY OF MILWAUKEE 4109990 1693-48-90	EE	DETAIL COSTS	PE	--	--	--	--	EXEMPT
					ROW	--	--	--	--	
					CONST	350.0	--	--	--	
				OTHER	--	--	--	--		
				TOTAL	350.0	--	--	--		
SOURCE OF FUNDS CMAQ	LOCAL STATE	70.0	--	--	--	--				
	FEDERAL	280.0	--	--	--	--				
	TOTAL	350.0	--	--	--					
	271 (269)	EXPANSION OF THE TRAFFIC ADAPTIVE SIGNAL SYSTEM TO INCLUDE S 27TH ST, W FOREST HOME AVE, AND W OKLAHOMA AVE IN THE CITY OF MILWAUKEE 4109992 1693-48-91	EE	DETAIL COSTS	PE	150.0	--	--	--	EXEMPT
					ROW	--	--	--	--	
					CONST	--	420.0	--	--	
				OTHER	--	--	--	--		
				TOTAL	150.0	420.0	--	--		
SOURCE OF FUNDS CMAQ	LOCAL STATE	30.0	84.0	--	--	--				
	FEDERAL	120.0	336.0	--	--	--				
	TOTAL	150.0	420.0	--	--					
	272 (271)	SUMMERFEST PARKING MANAGEMENT SYSTEM IN THE CITY OF MILWAUKEE 4100183 2984-21-00	EE	DETAIL COSTS	PE	--	--	--	--	EXEMPT
					ROW	--	--	--	--	
					CONST	129.5	--	--	--	
				OTHER	--	--	--	--		
				TOTAL	129.5	--	--	--		
SOURCE OF FUNDS CMAQ	LOCAL STATE	25.9	--	--	--	--				
	FEDERAL	103.6	--	--	--	--				
	TOTAL	129.5	--	--	--					

TRANSPORTATION IMPROVEMENT PROGRAM FOR THE MILWAUKEE TRANSPORTATION MANAGEMENT AREA --
MILWAUKEE COUNTY 2011-2014

PROJECT SPONSOR	PROJECT			ESTIMATED COSTS (\$1,000)					AIR QUAL STAT	
	NO	DESCRIPTION / STATE ID	TYPE	2011	2012	2013	2014	REMAINING		
MILWAUKEE (CITY)	273 (273)	IMPLEMENTATION OF AN ADVANCED PARKING GUIDANCE SYSTEM FOR GUIDING MOTORISTS TO PARKING FACILITIES WITHIN ONE BLOCK OF THE SUMMERFEST SHUTTLE BUS ROUTE (PHASE II) 4106850 1693-37-00	EE	DETAIL COSTS	PE	--	--	--	--	EXEMPT
					ROW	--	--	--	--	
					CONST	--	92.9	--	--	
				OTHER	--	--	--	--		
				TOTAL	--	92.9	--	--		
SOURCE OF FUNDS CMAQ	LOCAL STATE	--	18.6	--	--	--				
	FEDERAL	--	74.3	--	--	--				
	TOTAL	--	92.9	--	--	--				
	274	DEVELOPMENT OF A PEDESTRIAN MASTER PLAN FOR THE CITY OF MILWAUKEE 4100416	EE	DETAIL COSTS	PE	100.0	50.0	--	--	EXEMPT
					ROW	--	--	--	--	
					CONST	--	--	--	--	
				OTHER	--	--	--	--		
				TOTAL	100.0	50.0	--	--		
SOURCE OF FUNDS	LOCAL STATE	20.0	10.0	--	--	--				
	FEDERAL	80.0	40.0	--	--	--				
	TOTAL	100.0	50.0	--	--	--				
	275	CONSTRUCTION OF THE BEERLINE BIKE/RECREATIONAL CORRIDOR FROM TOWNSEND ST TO CAPITOL DR IN THE CITY OF MILWAUKEE (0.57 MI) 4100415	EE	DETAIL COSTS	PE	130.0	--	--	--	EXEMPT
					ROW	--	650.0	--	--	
					CONST	--	--	200.0	--	
				OTHER	--	--	--	--		
				TOTAL	130.0	650.0	200.0	--		
SOURCE OF FUNDS STP-E	LOCAL STATE	26.0	130.0	40.0	--	--				
	FEDERAL	104.0	520.0	160.0	--	--				
	TOTAL	130.0	650.0	200.0	--	--				
	276 (275)	MARSUPIAL BRIDGE IMPROVEMENTS (HOLTON ST VIADUCT) IN THE CITY OF MILWAUKEE 4100083 2984-23-72	EE	DETAIL COSTS	PE	--	--	--	--	EXEMPT
					ROW	--	--	--	--	
					CONST	600.0	--	--	--	
				OTHER	--	--	--	--		
				TOTAL	600.0	--	--	--		
SOURCE OF FUNDS OTHER FHWA	LOCAL STATE	120.0	--	--	--	--				
	FEDERAL	480.0	--	--	--	--				
	TOTAL	600.0	--	--	--	--				
	277	STREETSCAPE ENHANCEMENTS ON LAYTON BLVD FROM OKLAHOMA AVE TO NATIONAL AVE IN THE CITY OF MILWAUKEE 4100414	EE	DETAIL COSTS	PE	169.0	--	--	--	EXEMPT
					ROW	--	--	--	--	
					CONST	--	1,131.0	--	--	
				OTHER	--	--	--	--		
				TOTAL	169.0	1,131.0	--	--		
SOURCE OF FUNDS STP-E	LOCAL STATE	33.8	226.2	--	--	--				
	FEDERAL	135.2	904.8	--	--	--				
	TOTAL	169.0	1,131.0	--	--	--				
	278 (276)	INSTALLATION OF IMPROVED BUS SHELTERS AND BICYCLE RACKS, AND CONSTRUCT STREETSCAPE ENHANCEMENTS ALONG W NORTH AVE FROM MARTIN LUTHER KING JR DR TO N 7TH ST (0.31 MI) 4106960 2135-04-70	EE	DETAIL COSTS	PE	--	--	--	--	EXEMPT
					ROW	--	--	--	--	
					CONST	432.0	--	--	--	
				OTHER	--	--	--	--		
				TOTAL	432.0	--	--	--		
SOURCE OF FUNDS CMAQ	LOCAL STATE	86.4	--	--	--	--				
	FEDERAL	345.6	--	--	--	--				
	TOTAL	432.0	--	--	--	--				
	279 (278)	INSTALLATION OF ANTI-SLIP TREATMENTS IN BIKE LANES ON LIFT BRIDGES AT WATER ST., PLEASANT ST., WISCONSIN AVE., AND JUNEAU AVE IN THE CITY OF MILWAUKEE. 4109981 2984-19-71	EE	DETAIL COSTS	PE	100.0	--	--	--	EXEMPT
					ROW	--	--	--	--	
					CONST	--	600.0	--	--	
				OTHER	--	--	--	--		
				TOTAL	100.0	600.0	--	--		
SOURCE OF FUNDS STP-E	LOCAL STATE	25.7	154.3	--	--	--				
	FEDERAL	74.3	445.7	--	--	--				
	TOTAL	100.0	600.0	--	--	--				
	280 (279)	DESIGN AND CONSTRUCTION OF WALKWAY ENHANCEMENTS ALONG WISCONSIN AVE AND WATER ST IN THE CITY OF MILWAUKEE CBD (PHASES V) 4100101 2190-06-70	EE	DETAIL COSTS	PE	--	--	--	--	EXEMPT
					ROW	--	--	--	--	
					CONST	1,570.0	--	--	--	
				OTHER	--	--	--	--		
				TOTAL	1,570.0	--	--	--		
SOURCE OF FUNDS CMAQ	LOCAL STATE	314.0	--	--	--	--				
	FEDERAL	1,256.0	--	--	--	--				
	TOTAL	1,570.0	--	--	--	--				

TRANSPORTATION IMPROVEMENT PROGRAM FOR THE MILWAUKEE TRANSPORTATION MANAGEMENT AREA --
MILWAUKEE COUNTY 2011-2014

PROJECT SPONSOR	PROJECT			ESTIMATED COSTS (\$1,000)						AIR QUAL STAT
	NO	DESCRIPTION / STATE ID	TYPE	2011	2012	2013	2014	REMAINING		
MILWAUKEE (CITY)	281 (280)	DESIGN AND CONSTRUCTION OF STREETScape ENHANCEMENTS ALONG WISCONSIN AVE AND WATER ST IN THE CITY OF MILWAUKEE CBD (PHASE VI) (0.5 MI)	EE	DETAIL COSTS	PE	--	--	--	--	EXEMPT
					ROW	--	--	--	--	
					CONST	--	775.0	--	--	
				OTHER	--	--	--	--		
				TOTAL	--	775.0	--	--		
SOURCE OF FUNDS CMAQ	LOCAL STATE	--	155.0	--	--	--				
	FEDERAL	--	620.0	--	--	--				
	TOTAL	--	775.0	--	--	--				
4100061	1693-31-77									
	282 (281)	CONSTRUCTION OF STREETScape ENHANCEMENTS ALONG WATER ST FROM ST. PAUL AVE TO KNAPP ST; ALONG 5TH ST FROM CLYBOURN ST TO WISCONSIN AVE; DEVELOP A PEDESTRIAN WAYFINDING SYSTEM	EE	DETAIL COSTS	PE	--	625.0	--	--	EXEMPT
					ROW	--	--	--	--	
					CONST	--	4,200.0	--	--	
				OTHER	--	--	--	--		
				TOTAL	--	4,825.0	--	--		
SOURCE OF FUNDS CMAQ	LOCAL STATE	--	965.0	--	--	--				
	FEDERAL	--	3,860.0	--	--	--				
	TOTAL	--	4,825.0	--	--	--				
4106970	2190-09-70									
	283 (282)	STREETScape ENHANCEMENTS OF 27TH ST FROM HIGHLAND BLVD TO ST. PAUL AVE IN THE CITY OF MILWAUKEE. (0.60 MI)	EE	DETAIL COSTS	PE	128.7	--	--	--	EXEMPT
					ROW	--	--	--	--	
					CONST	--	858.0	--	--	
				OTHER	--	--	--	--		
				TOTAL	128.7	858.0	--	--		
SOURCE OF FUNDS STP-E	LOCAL STATE	25.7	171.6	--	--	--				
	FEDERAL	103.0	686.4	--	--	--				
	TOTAL	128.7	858.0	--	--	--				
4109982	2265-17-70									
OAK CREEK (CITY)	284 (283)	RECONSTRUCTION WITH ADDITIONAL LANES OF DREXEL AVE FROM S 27TH ST (STH 241) TO S 13TH ST (CTH V) IN THE CITY OF OAK CREEK (1.0 MI)	HI	DETAIL COSTS	PE	--	--	--	--	NON-EXEMPT
					ROW	--	--	--	--	
					CONST	--	4,500.0	--	--	
				OTHER	--	--	--	--		
				TOTAL	--	4,500.0	--	--		
SOURCE OF FUNDS	LOCAL STATE	--	4,500.0	--	--	--				
	FEDERAL	--	--	--	--	--				
	TOTAL	--	4,500.0	--	--	--				
4110020										
	285 (1008)	TRAFFIC SIGNAL IMPROVEMENTS AT THE INTERSECTION OF S 13TH ST AND W PUETZ RD IN THE CITY OF OAK CREEK	HS	DETAIL COSTS	PE	--	--	--	--	EXEMPT
					ROW	--	--	--	--	
					CONST	--	640.0	--	--	
				OTHER	--	--	--	--		
				TOTAL	--	640.0	--	--		
SOURCE OF FUNDS STP-S	LOCAL STATE	--	64.0	--	--	--				
	FEDERAL	--	576.0	--	--	--				
	TOTAL	--	640.0	--	--	--				
4119999	2505-00-02									
RIVER HILLS (VILLAGE)	286 (284)	BRIDGE REHABILITATION OF RANGE LINE RD BRIDGE OVER THE MILWAUKEE RIVER IN THE VILLAGE OF RIVER HILLS (P-40-0700)	HP	DETAIL COSTS	PE	--	--	--	--	EXEMPT
					ROW	--	--	--	--	
					CONST	--	575.0	--	--	
				OTHER	--	--	--	--		
				TOTAL	--	575.0	--	--		
SOURCE OF FUNDS BRP	LOCAL STATE	--	434.3	--	--	--				
	FEDERAL	--	140.7	--	--	--				
	TOTAL	--	575.0	--	--	--				
4120002	2968-02-70									
ST FRANCIS (CITY)	287 (286)	INSTALLATION AND INTERCONNECTION OF TRAFFIC SIGNALS AND SIGNING AT SELECTED HOWARD AVE INTERSECTIONS IN THE CITY OF ST. FRANCIS	HP	DETAIL COSTS	PE	--	--	--	--	EXEMPT
					ROW	--	--	--	--	
					CONST	367.8	--	--	--	
				OTHER	--	--	--	--		
				TOTAL	367.8	--	--	--		
SOURCE OF FUNDS OTHER FHWA	LOCAL STATE	79.8	--	--	--	--				
	FEDERAL	288.0	--	--	--	--				
	TOTAL	367.8	--	--	--	--				
4130003	2990-08-70									
	288 (287)	RESURFACING OF S PACKARD AVE FROM E LUNHAM AVE AND E HOWARD AVE (0.5 MI)	HP	DETAIL COSTS	PE	--	--	--	--	EXEMPT
					ROW	--	--	--	--	
					CONST	--	648.8	--	--	
				OTHER	--	--	--	--		
				TOTAL	--	648.8	--	--		
SOURCE OF FUNDS STP-M	LOCAL STATE	--	142.4	--	--	--				
	FEDERAL	--	506.4	--	--	--				
	TOTAL	--	648.8	--	--	--				
4139999	2185-08-70									

TRANSPORTATION IMPROVEMENT PROGRAM FOR THE MILWAUKEE TRANSPORTATION MANAGEMENT AREA --
MILWAUKEE COUNTY 2011-2014

PROJECT SPONSOR	PROJECT			ESTIMATED COSTS (\$1,000)						AIR QUAL STAT	
	NO	DESCRIPTION / STATE ID	TYPE	2011	2012	2013	2014	REMAINING			
SHOREWOOD (VILLAGE)	289 (288)	RECONSTRUCTION OF N WILSON DR FROM E CAPITOL DR (STH 190) AND THE NORTH VILLAGE LIMIT (0.87 MI) 4149999	HP	DETAIL COSTS	PE	--	338.0	--	--	--	EXEMPT
					ROW	--	--	--	--	--	
					CONST	--	--	--	2,130.0	--	
				OTHER	--	--	--	--	--		
				TOTAL	--	338.0	--	2,130.0	--		
SOURCE OF FUNDS	LOCAL	--	338.0	--	2,130.0	--					
	STATE	--	--	--	--	--					
	FEDERAL	--	--	--	--	--					
TOTAL	--	338.0	--	2,130.0	--						
SOUTH MILWAUKEE (CITY)	290 (289)	RECONSTRUCTION WITH ADDITIONAL TRAFFIC LANES OF NICHOLSON AVE AND S PENNSYLVANIA AVE FROM E RAWSON AVE (CTH BB) AND E COLLEGE AVE (CTH ZZ) (1.02 MI) 4159999 2075-04-70	HI	DETAIL COSTS	PE	--	--	--	--	--	NON-EXEMPT
					ROW	--	--	--	--	--	
					CONST	--	4,000.0	--	--	--	
				OTHER	--	--	--	--	--		
				TOTAL	--	4,000.0	--	--	--		
SOURCE OF FUNDS STP-M	LOCAL	--	800.0	--	--	--					
	STATE	--	--	--	--	--					
	FEDERAL	--	3,200.0	--	--	--					
TOTAL	--	4,000.0	--	--	--						
	291 (290)	DESIGN NEW TIMING PLANS AND ADD ADDITIONAL VEHICLE DETECTION HARDWARE ALONG RAWSON AVE FROM 10TH AVE AND NICHOLSON AVE IN THE CITY SOUTH MILWAUKEE (1.06 MI) 4156870 1693-33-74	EE	DETAIL COSTS	PE	--	--	--	--	--	EXEMPT
					ROW	--	--	--	--	--	
					CONST	--	48.3	--	--	--	
				OTHER	--	--	--	--	--		
				TOTAL	--	48.3	--	--	--		
SOURCE OF FUNDS CMAQ	LOCAL	--	11.5	--	--	--					
	STATE	--	--	--	--	--					
	FEDERAL	--	36.8	--	--	--					
TOTAL	--	48.3	--	--	--						
WAUWATOSA (CITY)	292 (292)	RECONSTRUCTION WITH ADDITIONAL TRAFFIC LANES OF WATERTOWN PLANK RD FROM STH 100 TO USH 45 IN THE CITY OF WAUWATOSA (0.57 MI) 4160001 2035-05-70	HI	DETAIL COSTS	PE	--	--	--	--	--	NON-EXEMPT
					ROW	2,173.1	--	--	--	--	
					CONST	--	--	--	2,677.1	--	
				OTHER	--	--	--	--	--		
				TOTAL	2,173.1	--	--	2,677.1	--		
SOURCE OF FUNDS STP-M	LOCAL	434.6	--	--	535.4	--					
	STATE	--	--	--	--	--					
	FEDERAL	1,738.5	--	--	2,141.7	--					
TOTAL	2,173.1	--	--	2,677.1	--						
	293 (293)	SAFE ROUTES TO SCHOOL IMPROVEMENTS IN THE CITY OF WAUWATOSA: CURB RAMP MODIFICATIONS, LED SCHOOL CROSSING AND RADAR SPD LMT SIGN INSTALL, AND BIKE RACKS TO IMPROVE PED SAFETY IN THE CITY OF WAUWATOSA 4169998 1009-00-79	HS	DETAIL COSTS	PE	--	--	--	--	--	EXEMPT
					ROW	--	--	--	--	--	
					CONST	244.9	--	--	--	--	
				OTHER	--	--	--	--	--		
				TOTAL	244.9	--	--	--	--		
SOURCE OF FUNDS SRTS	LOCAL	--	--	--	--	--					
	STATE	--	--	--	--	--					
	FEDERAL	244.9	--	--	--	--					
TOTAL	244.9	--	--	--	--						
	294 (294)	CONSTRUCTION OF A BICYCLE/PEDESTRIAN PATH ALONG THE MEMOMONEE RIVER FROM HART PARK TO 63RD ST IN THE CITY OF WAUWATOSA (0.70 MI) 4160002 2994-03-00	EE	DETAIL COSTS	PE	--	--	--	--	--	EXEMPT
					ROW	--	--	--	--	--	
					CONST	--	630.0	--	--	--	
				OTHER	--	--	--	--	--		
				TOTAL	--	630.0	--	--	--		
SOURCE OF FUNDS STP-E	LOCAL	--	206.0	--	--	--					
	STATE	--	--	--	--	--					
	FEDERAL	--	424.0	--	--	--					
TOTAL	--	630.0	--	--	--						
WEST ALLIS (CITY)	295	RESURFACING OF W CLEVELAND AVE FROM S 101ST ST TO W NATIONAL AVE IN THE CITY OF WEST ALLIS (0.36 MI) 4170019	HP	DETAIL COSTS	PE	--	--	--	--	--	EXEMPT
					ROW	--	--	--	--	--	
					CONST	--	--	428.0	--	--	
				OTHER	--	--	--	--	--		
				TOTAL	--	--	428.0	--	--		
SOURCE OF FUNDS	LOCAL	--	--	428.0	--	--					
	STATE	--	--	--	--	--					
	FEDERAL	--	--	--	--	--					
TOTAL	--	--	428.0	--	--						
	296 (297)	RECONSTRUCTION OF W NATIONAL AVE FROM S 92ND ST TO 85TH ST IN THE CITY OF WEST ALLIS (0.75 MI) 4170014 2410-11-70	HP	DETAIL COSTS	PE	--	--	--	--	--	EXEMPT
					ROW	378.9	--	--	--	--	
					CONST	--	1,712.8	--	--	--	
				OTHER	--	--	--	--	--		
				TOTAL	378.9	1,712.8	--	--	--		
SOURCE OF FUNDS STP-M	LOCAL	75.8	540.4	--	--	--					
	STATE	--	--	--	--	--					
	FEDERAL	303.1	1,172.4	--	--	--					
TOTAL	378.9	1,712.8	--	--	--						

TRANSPORTATION IMPROVEMENT PROGRAM FOR THE MILWAUKEE TRANSPORTATION MANAGEMENT AREA --
MILWAUKEE COUNTY 2011-2014

PROJECT SPONSOR	PROJECT			ESTIMATED COSTS (\$1,000)					AIR QUAL STAT	
	NO	DESCRIPTION / STATE ID	TYPE	2011	2012	2013	2014	REMAINING		
WEST ALLIS (CITY)	297	RESURFACING OF W NATIONAL AVE FROM S 82ND ST TO S 84TH ST IN THE CITY OF WEST ALLIS (0.25 MI) 4170018	HP	DETAIL COSTS	PE	--	--	--	--	EXEMPT
					ROW	--	--	--	--	
				CONST	299.0	--	--	--	--	
				OTHER	--	--	--	--	--	
				TOTAL	299.0	--	--	--		
				SOURCE OF FUNDS	LOCAL	299.0	--	--	--	
					STATE	--	--	--	--	
					FEDERAL	--	--	--	--	
				TOTAL	299.0	--	--	--	--	
	298	RESURFACING OF W OKLAHOMA AVE FROM S 124TH ST TO S WAUKESHA RD IN THE CITY OF WEST ALLIS (0.47) 4170020	HP	DETAIL COSTS	PE	--	--	--	--	EXEMPT
					ROW	--	--	--	--	
				CONST	--	--	--	438.0		
				OTHER	--	--	--	--		
				TOTAL	--	--	--	438.0		
				SOURCE OF FUNDS	LOCAL	--	--	--	438.0	
					STATE	--	--	--	--	
					FEDERAL	--	--	--	--	
				TOTAL	--	--	--	438.0	--	
	299 (299)	RESURFACING OF S 76TH ST FROM W GREENFIELD AVE (STH 59) AND S PIERCE ST (0.5 MI) 4179998 2160-14-70	HP	DETAIL COSTS	PE	--	--	--	--	EXEMPT
					ROW	--	--	--	--	
				CONST	--	825.1	--	--		
				OTHER	--	--	--	--		
				TOTAL	--	825.1	--	--		
				SOURCE OF FUNDS	LOCAL	--	521.5	--	--	
					STATE	--	--	--	--	
					FEDERAL	--	303.6	--	--	
				TOTAL	--	825.1	--	--	--	
	300 (300)	CROSSWALK ENHANCEMENTS, INCREASED SIGNAGE, BICYCLE RACK INSTALLATION AND EDUCATIONAL ACTIVITIES FOR FIVE WEST ALLIS SCHOOLS THROUGH SAFE ROUTES TO SCHOOL 4179997 1009-02-70	HS	DETAIL COSTS	PE	--	--	--	--	EXEMPT
					ROW	--	--	--	--	
				CONST	210.3	--	--	--		
				OTHER	--	--	--	--		
				TOTAL	210.3	--	--	--		
				SOURCE OF FUNDS	LOCAL	--	--	--	--	
					STATE	--	--	--	--	
					FEDERAL	210.3	--	--	--	
				TOTAL	210.3	--	--	--	--	
	301 (301)	CONSTRUCTION OF A CROSS-TOWN CONNECTOR BIKE/PEDESTRIAN BRIDGE OVER STH 100 IN THE CITY OF WEST ALLIS 4176990 1693-32-74	EE	DETAIL COSTS	PE	--	--	--	--	EXEMPT
					ROW	--	--	--	--	
				CONST	--	1,118.9	--	--		
				OTHER	--	--	--	--		
				TOTAL	--	1,118.9	--	--		
				SOURCE OF FUNDS	LOCAL	--	902.9	--	--	
					STATE	--	--	--	--	
					FEDERAL	--	216.0	--	--	
				TOTAL	--	1,118.9	--	--	--	
	302 (302)	CONSTRUCTION OF THE WEST ALLIS CROSS TOWN CONNECTOR BICYCLE/PEDESTRIAN TRAIL FROM S 56TH ST TO S 124TH ST ALONG THE WE ENERGIES ROW IN THE CITY OF WEST ALLIS (5.00 MI) 4170016 2995-07-70	EE	DETAIL COSTS	PE	--	--	--	--	EXEMPT
					ROW	127.0	--	--	--	
				CONST	--	1,039.6	--	--		
				OTHER	--	--	--	--		
				TOTAL	127.0	1,039.6	--	--		
				SOURCE OF FUNDS	LOCAL	25.4	207.9	--	--	
					STATE	--	--	--	--	
					FEDERAL	101.6	831.7	--	--	
				TOTAL	127.0	1,039.6	--	--	--	
WEST MILWAUKEE (VILLAGE)	303 (304)	CROSSWALK ENHANCEMENTS, INCREASED SIGNAGE, BICYCLE RACK INSTALLATION AND EDUCATIONAL ACTIVITIES AT WEST MILWAUKEE MIDDLE SCHOOL THROUGH SAFE ROUTES TO SCHOOL IN THE VILLAGE OF WEST MILWAUKEE 4180001 1009-02-71	HS	DETAIL COSTS	PE	--	--	--	--	EXEMPT
					ROW	--	--	--	--	
				CONST	15.5	--	--	--		
				OTHER	--	--	--	--		
				TOTAL	15.5	--	--	--		
				SOURCE OF FUNDS	LOCAL	--	--	--	--	
					STATE	--	--	--	--	
					FEDERAL	15.5	--	--	--	
				TOTAL	15.5	--	--	--	--	
	304 (977)	MODIFICATION OF TRAFFIC SIGNALS AND CONSTRUCTION OF RIGHT TURN LANES AT 8 INTERSECTIONS IN THE VILLAGE OF WEST MILWAUKEE 4189999 1350-10-70	HS	DETAIL COSTS	PE	--	--	--	--	EXEMPT
					ROW	--	22.0	--	--	
				CONST	--	84.3	--	--		
				OTHER	--	--	--	--		
				TOTAL	--	106.3	--	--		
				SOURCE OF FUNDS	LOCAL	--	10.6	--	--	
					STATE	--	--	--	--	
					FEDERAL	--	95.7	--	--	
				TOTAL	--	106.3	--	--	--	

TRANSPORTATION IMPROVEMENT PROGRAM FOR THE MILWAUKEE TRANSPORTATION MANAGEMENT AREA --
MILWAUKEE COUNTY 2011-2014

PROJECT SPONSOR	PROJECT			ESTIMATED COSTS (\$1,000)						AIR QUAL STAT	
	NO	DESCRIPTION / STATE ID	TYPE		2011	2012	2013	2014	REMAINING		
WEST MILWAUKEE (VILLAGE)	305 (978)	SIGNAL MODIFICATION AND A MEDIAN CLOSING AT THE INTERSECTIONS OF MILLER PARKWAY AT GREENFIELD AVE AND NATIONAL AVE IN THE VILLAGE OF WEST MILWAUKEE	HS	DETAIL COSTS	PE	--	--	--	--	--	EXEMPT
					ROW	--	--	--	--	--	
				CONST	--	133.7	--	--	--	--	
				OTHER	--	--	--	--	--	--	
				TOTAL	--	133.7	--	--	--	--	
SOURCE OF FUNDS STP-S	LOCAL	--	13.4	--	--	--	--	--			
	STATE	--	--	--	--	--	--	--			
FEDERAL	FEDERAL	--	120.3	--	--	--	--	--			
	TOTAL	--	133.7	--	--	--	--	--			
WHITEFISH BAY (VILLAGE)	306 (305)	SAFETY IMPROVEMENTS TO INTERSECTION OF OAKLAND AVE AND CUMBERLAND BLVD TO PROMOTE PEDESTRIAN SAFETY IN THE VILLAGE OF WHITEFISH BAY	HS	DETAIL COSTS	PE	--	--	--	--	--	EXEMPT
					ROW	--	--	--	--	--	
				CONST	63.3	--	--	--	--	--	
				OTHER	--	--	--	--	--	--	
				TOTAL	63.3	--	--	--	--	--	
SOURCE OF FUNDS SRTS	LOCAL	--	--	--	--	--	--	--			
	STATE	--	--	--	--	--	--	--			
FEDERAL	FEDERAL	63.3	--	--	--	--	--	--			
	TOTAL	63.3	--	--	--	--	--	--			
MILWAUKEE CAREERS COOPERATIVE, INC.	307	MOBILITY MANAGER POSITION TO PLAN AND COORDINATE TRANSPORTATION SERVICES IN MILWAUKEE COUNTY	TP	DETAIL COSTS	PE	--	--	--	--	--	EXEMPT
					ROW	--	--	--	--	--	
				CONST	--	--	--	--	--	--	
				OTHER	90.6	--	--	--	--	--	
				TOTAL	90.6	--	--	--	--	--	
SOURCE OF FUNDS FTA 5316	LOCAL	18.1	--	--	--	--	--	--			
	STATE	--	--	--	--	--	--	--			
FEDERAL	FEDERAL	72.5	--	--	--	--	--	--			
	TOTAL	90.6	--	--	--	--	--	--			
	308 (306)	OPERATING ASSISTANCE FOR EMPLOYMENT TRANSPORTATION SERVICES FOR LOW-INCOME PERSONS IN MILWAUKEE COUNTY (MILWAUKEE AREA JOB RIDE COLLABORATIVE)	TP	DETAIL COSTS	PE	--	--	--	--	--	EXEMPT
					ROW	--	--	--	--	--	
				CONST	--	--	--	--	--	--	
				OTHER	651.9	--	--	--	--	--	
				TOTAL	651.9	--	--	--	--	--	
SOURCE OF FUNDS FTA 5316	LOCAL	265.8	--	--	--	--	--	--			
	STATE	60.1	--	--	--	--	--	--			
FEDERAL	FEDERAL	326.0	--	--	--	--	--	--			
	TOTAL	651.9	--	--	--	--	--	--			

TRANSPORTATION IMPROVEMENT PROGRAM FOR THE MILWAUKEE TRANSPORTATION MANAGEMENT AREA -- OZAUKEE COUNTY 2011-2014

PROJECT SPONSOR	PROJECT			ESTIMATED COSTS (\$1,000)						AIR QUAL STAT	
	NO	DESCRIPTION / STATE ID	TYPE	2011	2012	2013	2014	REMAINING			
STATE OF WISCONSIN	309 (310)	REHABILITATION AND BRIDGE OVERLAY OF IH 43 FROM STH 32 TO NORTH OZAUKEE COUNTY LINE 8009889 1450-03-70	HP	DETAIL COSTS	PE	1,225.7	--	--	--	--	EXEMPT
					ROW	--	--	--	--	--	
					CONST	--	6,270.0	--	--	17,330.0	
				OTHER	--	--	--	--	--		
				TOTAL	1,225.7	6,270.0	--	--	17,330.0		
SOURCE OF FUNDS STP-0	LOCAL	--	--	--	--	--					
	STATE	245.1	627.0	--	--	--					
	FEDERAL	980.6	5,643.0	--	--	--					
TOTAL	1,225.7	6,270.0	--	--	--						
	310 (312)	RESURFACING OF IH 43 FROM NORTH MILWAUKEE COUNTY LINE TO STH 32 8009950 1229-03-70	HP	DETAIL COSTS	PE	50.0	--	--	--	--	EXEMPT
					ROW	--	--	--	--	--	
					CONST	--	--	--	--	12,300.0	
				OTHER	--	--	--	--	--		
				TOTAL	50.0	--	--	--	12,300.0		
SOURCE OF FUNDS IH-M	LOCAL	--	--	--	--	--					
	STATE	5.0	--	--	--	--					
	FEDERAL	45.0	--	--	--	--					
TOTAL	50.0	--	--	--	--						
	311 (313)	REHABILITATION OF STH 33 FROM THE MILWAUKEE RIVER OVERFLOW BR. TO IH 43 IN THE VILLAGE OF SAUKVILLE (0.36 MI) 8000131 4030-04-72	HP	DETAIL COSTS	PE	--	--	--	--	--	EXEMPT
					ROW	--	--	--	--	--	
					CONST	1,423.1	--	--	--	--	
				OTHER	--	--	--	--	--		
				TOTAL	1,423.1	--	--	--	--		
SOURCE OF FUNDS STP-0	LOCAL	--	--	--	--	--					
	STATE	284.6	--	--	--	--					
	FEDERAL	1,138.5	--	--	--	--					
TOTAL	1,423.1	--	--	--	--						
	312 (316)	RESURFACING OF MEQUON RD (STH 167) FROM WASHINGTON COUNTY LINE TO BUNTROCK AVE IN THE CITY OF MEQUON 8009937 1380-02-70	HP	DETAIL COSTS	PE	283.4	--	--	--	--	EXEMPT
					ROW	--	--	--	--	--	
					CONST	--	--	--	--	2,611.6	
				OTHER	--	--	--	--	--		
				TOTAL	283.4	--	--	--	2,611.6		
SOURCE OF FUNDS NHS	LOCAL	--	--	--	--	--					
	STATE	56.7	--	--	--	--					
	FEDERAL	226.7	--	--	--	--					
TOTAL	283.4	--	--	--	--						
	313 (319)	RECONSTRUCTION OF STH 181 (WAUWATOSA RD) FROM BRIDGE ST TO CTH T (WESTERN AVE) IN THE CITY AND TOWN OF CEDARBURG 8009990 2140-10-70	HP	DETAIL COSTS	PE	316.1	--	--	--	--	EXEMPT
					ROW	--	--	--	--	--	
					CONST	--	--	2,950.0	--	--	
				OTHER	--	--	--	--	--		
				TOTAL	316.1	--	2,950.0	--	--		
SOURCE OF FUNDS STP-0	LOCAL	--	--	34.5	--	--					
	STATE	63.2	--	693.5	--	--					
	FEDERAL	252.9	--	2,222.0	--	--					
TOTAL	316.1	--	2,950.0	--	--						
	314 (320)	RECONSTRUCTION OF THE INTERSECTION OF STH 181 (WAUWATOSA RD) AND WASHINGTON AVENUE 8009848 2729-04-70	HP	DETAIL COSTS	PE	184.8	--	--	--	--	EXEMPT
					ROW	--	--	535.0	--	--	
					CONST	--	--	--	--	1,640.2	
				OTHER	--	--	--	--	--		
				TOTAL	184.8	--	535.0	--	1,640.2		
SOURCE OF FUNDS STP-0	LOCAL	--	--	--	--	--					
	STATE	37.0	--	107.0	--	--					
	FEDERAL	147.8	--	428.0	--	--					
TOTAL	184.8	--	535.0	--	--						
	315 (321)	RECONSTRUCTION WITH ADDITIONAL TRAFFIC LANES OF STH 33 FROM IH 43 TO S TOWER DR IN THE CITY OF PORT WASHINGTON (1.50 MI) 8000060 4030-04-00	HI	DETAIL COSTS	PE	--	--	--	--	--	NON-EXEMPT
					ROW	--	--	--	--	--	
					CONST	9,367.0	--	--	--	--	
				OTHER	--	--	--	--	--		
				TOTAL	9,367.0	--	--	--	--		
SOURCE OF FUNDS STP-0	LOCAL	268.0	--	--	--	--					
	STATE	7,969.3	--	--	--	--					
	FEDERAL	1,129.7	--	--	--	--					
TOTAL	9,367.0	--	--	--	--						
	316 (314)	RECONSTRUCTION WITH ADDITIONAL LANES OF STH 60 FROM STH 181 TO 11TH AVE IN THE VILLAGE OF GRAFTON (2.70 MI) 8009924 2310-18-70	HI	DETAIL COSTS	PE	1,293.7	--	--	--	--	NON-EXEMPT
					ROW	--	--	--	--	--	
					CONST	--	--	--	--	12,075.0	
				OTHER	--	--	--	--	--		
				TOTAL	1,293.7	--	--	--	12,075.0		
SOURCE OF FUNDS STP-0	LOCAL	--	--	--	--	--					
	STATE	258.7	--	--	--	--					
	FEDERAL	1,035.0	--	--	--	--					
TOTAL	1,293.7	--	--	--	--						

TRANSPORTATION IMPROVEMENT PROGRAM FOR THE MILWAUKEE TRANSPORTATION MANAGEMENT AREA --
OZAUKEE COUNTY 2011-2014

PROJECT SPONSOR	PROJECT			ESTIMATED COSTS (\$1,000)					AIR QUAL STAT		
	NO	DESCRIPTION / STATE ID	TYPE	2011	2012	2013	2014	REMAINING			
STATE OF WISCONSIN	317 (1032)	CONSTRUCTION OF SNOW FENCES ALONG I-43 IN OZAUKEE COUNTY (13.0 MI) 8009759 1450-03-72	HS	DETAIL COSTS	PE	50.0	--	--	--	--	EXEMPT
					ROW	--	--	--	--	--	
					CONST	--	875.5	--	--	--	
				OTHER	--	--	--	--	--		
				TOTAL	50.0	875.5	--	--	--		
SOURCE OF FUNDS STP-S	LOCAL STATE	--	--	--	--	--					
	FEDERAL	5.0	87.6	--	--	--					
	TOTAL	45.0	787.9	--	--	--					
	318 (1033)	REMOVAL OF CABLE BARRIER AND EXTENSION OF BULLNOSE GUARDRAIL TO MINIMIZE GAP IN MEDIAN OF I-43 AND SURFACE TREATMENT TO REDUCE SKIDDING FROM HIGHLAND RD TO APPROXIMATELY STH 32 IN OZAUKEE COUNTY 8009760 1450-16-72	HS	DETAIL COSTS	PE	--	--	--	--	--	EXEMPT
					ROW	--	--	--	--	--	
					CONST	395.0	--	--	--	--	
				OTHER	--	--	--	--	--		
				TOTAL	395.0	--	--	--	--		
SOURCE OF FUNDS STP-S	LOCAL STATE	--	--	--	--	--					
	FEDERAL	300.0	--	--	--	--					
	TOTAL	95.0	--	--	--	--					
	319 (323)	RECONSTRUCTION OF THE INTERSECTION OF STH 167 (MEQUON RD) WITH WAUSAUKEE RD (CTH M) IN THE CITY OF MEQUON AND THE VILLAGE OF GERMANTOWN 8009989 1383-01-70	HS	DETAIL COSTS	PE	--	--	--	--	--	EXEMPT
					ROW	--	--	--	--	--	
					CONST	1,755.0	--	--	--	--	
				OTHER	--	--	--	--	--		
				TOTAL	1,755.0	--	--	--	--		
SOURCE OF FUNDS STP-S	LOCAL STATE	8.1	--	--	--	--					
	FEDERAL	342.9	--	--	--	--					
	TOTAL	1,404.0	--	--	--	--					
OZAUKEE COUNTY	320 (734) R	RECONSTRUCTION OF CTH C FROM CTH CC TO PIONEER RD IN OZAUKEE COUNTY (7.06 MI) 2009994	HP	DETAIL COSTS	PE	25.0	--	--	--	--	EXEMPT
					ROW	--	--	--	--	--	
					CONST	2,500.0	--	--	--	--	
				OTHER	--	--	--	--	--		
				TOTAL	2,525.0	--	--	--	--		
SOURCE OF FUNDS	LOCAL STATE	2,525.0	--	--	--	--					
	FEDERAL	--	--	--	--	--					
	TOTAL	2,525.0	--	--	--	--					
	321 (325)	PROVISION OF COUNTYWIDE SPECIALIZED DEMAND-RESPONSIVE TRANSPORTATION SERVICES FOR ELDERLY & DISABLED PEOPLE AND OUT OF COUNTY TRANSPORTATION FOR THE ELDERLY AND DISABLED (SEC. 85.21) 2000007	TP	DETAIL COSTS	PE	--	--	--	--	--	EXEMPT
					ROW	--	--	--	--	--	
					CONST	--	--	--	--	--	
				OTHER	220.7	225.5	230.4	235.4	--		
				TOTAL	220.7	225.5	230.4	235.4	--		
SOURCE OF FUNDS	LOCAL STATE	36.8	37.6	38.4	39.2	--					
	FEDERAL	183.9	187.9	192.0	196.2	--					
	TOTAL	--	--	--	--	--					
	322 (326)	OPERATING ASSISTANCE FOR OZAUKEE COUNTY EXPRESS BUS AND SHARED-RIDE TAXI (FTA 5307 AND SEC 85.20) 2000008	TP	DETAIL COSTS	PE	--	--	--	--	--	EXEMPT
					ROW	--	--	--	--	--	
					CONST	--	--	--	--	--	
				OTHER	2,632.7	2,871.3	3,129.5	3,409.0	--		
				TOTAL	2,632.7	2,871.3	3,129.5	3,409.0	--		
SOURCE OF FUNDS FTA 5307	LOCAL STATE	832.7	931.3	1,059.5	1,209.0	--					
	FEDERAL	1,500.0	1,600.0	1,700.0	1,800.0	--					
	TOTAL	300.0	340.0	370.0	400.0	--					
	323 (327)	CAPITAL COSTS OF MAINTENANCE FOR THE OZAUKEE COUNTY EXPRESS BUS AND SHARED-RIDE TAXI SERVICE 2000002	TP	DETAIL COSTS	PE	--	--	--	--	--	EXEMPT
					ROW	--	--	--	--	--	
					CONST	--	--	--	--	--	
				OTHER	265.7	279.0	293.0	307.7	--		
				TOTAL	265.7	279.0	293.0	307.7	--		
SOURCE OF FUNDS FTA 5307	LOCAL STATE	53.1	55.8	58.6	61.5	--					
	FEDERAL	212.6	223.2	234.4	246.2	--					
	TOTAL	265.7	279.0	293.0	307.7	--					
	324 (328) R	OFFICE EQUIPMENT FOR OZAUKEE COUNTY TRANSIT SERVICES' NEW BUILDING FOR VEHICLE STORAGE AND OFFICE FACILITY 2000003	TP	DETAIL COSTS	PE	--	--	--	--	--	EXEMPT
					ROW	--	--	--	--	--	
					CONST	--	--	--	--	--	
				OTHER	60.0	--	--	--	--		
				TOTAL	60.0	--	--	--	--		
SOURCE OF FUNDS COMB	LOCAL STATE	12.0	--	--	--	--					
	FEDERAL	48.0	--	--	--	--					
	TOTAL	60.0	--	--	--	--					

TRANSPORTATION IMPROVEMENT PROGRAM FOR THE MILWAUKEE TRANSPORTATION MANAGEMENT AREA -- OZAUKEE COUNTY 2011-2014

PROJECT SPONSOR	PROJECT			ESTIMATED COSTS (\$1,000)					AIR QUAL STAT	
	NO	DESCRIPTION / STATE ID	TYPE	2011	2012	2013	2014	REMAINING		
OZAUKEE COUNTY	325 (329)	PURCHASE OF REPLACEMENT VEHICLES FOR THE OZAUKEE COUNTY SHARED-RIDE TAXI PROGRAM	TP	DETAIL COSTS	PE	--	--	--	--	EXEMPT
					ROW	--	--	--	--	
					CONST	--	--	--	--	
				OTHER	273.0	248.5	273.0	248.5		
				TOTAL	273.0	248.5	273.0	248.5		
SOURCE OF FUNDS FTA 5307	LOCAL STATE	54.6	49.7	54.6	49.7					
	FEDERAL	218.4	198.8	218.4	198.8					
	TOTAL	273.0	248.5	273.0	248.5					
R	2000017									
	326 (871)	PURCHASE OF REPLACEMENT VEHICLES FOR OZAUKEE COUNTY SHARED-RIDE TAXI PROGRAM: 4 VANS, 8 SEDANS/CARAVANS IN 2009	TP	DETAIL COSTS	PE	--	--	--	--	EXEMPT
					ROW	--	--	--	--	
					CONST	--	--	--	--	
				OTHER	450.0	--	--	--		
				TOTAL	450.0	--	--	--		
SOURCE OF FUNDS FED REC	LOCAL STATE	--	--	--	--					
	FEDERAL	450.0	--	--	--					
	TOTAL	450.0	--	--	--					
R	2009989									
	327 (330)	NEW BUS SHELTER IN THE VILLAGE OF NEWBURG	TP	DETAIL COSTS	PE	--	--	--	--	EXEMPT
					ROW	--	--	--	--	
					CONST	10.0	--	--	--	
				OTHER	--	--	--	--		
				TOTAL	10.0	--	--	--		
SOURCE OF FUNDS FED REC	LOCAL STATE	2.0	--	--	--					
	FEDERAL	8.0	--	--	--					
	TOTAL	10.0	--	--	--					
R	2009999									
	328 (1025)	ELECTRONIC FAREBOX FOR FIVE EXPRESS BUSES FOR THE OZAUKEE COUNTY EXPRESS BUS	TP	DETAIL COSTS	PE	--	--	--	--	EXEMPT
					ROW	--	--	--	--	
					CONST	--	--	--	--	
				OTHER	75.0	--	--	--		
				TOTAL	75.0	--	--	--		
SOURCE OF FUNDS FTA 5307	LOCAL STATE	15.0	--	--	--					
	FEDERAL	60.0	--	--	--					
	TOTAL	75.0	--	--	--					
R	2009987									
	329 (948)	AUTOMATED VEHICLE ANNUNCIATORS FOR OZAUKEE EXPRESS BUSES.	TP	DETAIL COSTS	PE	--	--	--	--	EXEMPT
					ROW	--	--	--	--	
					CONST	--	--	--	--	
				OTHER	20.0	--	--	--		
				TOTAL	20.0	--	--	--		
SOURCE OF FUNDS FED REC	LOCAL STATE	--	--	--	--					
	FEDERAL	20.0	--	--	--					
	TOTAL	20.0	--	--	--					
R	2009988									
	330 (1029)	LOCAL MARKETING FOR THE OZAUKEE COUNTY TRANSIT SYSTEM	TP	DETAIL COSTS	PE	--	--	--	--	EXEMPT
					ROW	--	--	--	--	
					CONST	--	--	--	--	
				OTHER	--	34.4	--	--		
				TOTAL	--	34.4	--	--		
SOURCE OF FUNDS CMAQ	LOCAL STATE	--	6.9	--	--					
	FEDERAL	--	27.5	--	--					
	TOTAL	--	34.4	--	--					
R	2009986									
	331 (737)	INSTALLATION OF BIKE RACKS ON 5 COMMUTER BUSES FOR OZAUKEE COUNTY TRANSIT SERVICES	TP	DETAIL COSTS	PE	--	--	--	--	EXEMPT
					ROW	--	--	--	--	
					CONST	--	--	--	--	
				OTHER	10.0	--	--	--		
				TOTAL	10.0	--	--	--		
SOURCE OF FUNDS FED REC	LOCAL STATE	--	--	--	--					
	FEDERAL	10.0	--	--	--					
	TOTAL	10.0	--	--	--					
R	2009996									
	332 (738)	PURCHASE OF BIKE RACKS FOR PARK AND RIDE LOTS FOR OZAUKEE COUNTY TRANSIT SERVICES	TP	DETAIL COSTS	PE	--	--	--	--	EXEMPT
					ROW	--	--	--	--	
					CONST	--	--	--	--	
				OTHER	10.0	--	--	--		
				TOTAL	10.0	--	--	--		
SOURCE OF FUNDS FED REC	LOCAL STATE	--	--	--	--					
	FEDERAL	10.0	--	--	--					
	TOTAL	10.0	--	--	--					
R	2009995									

TRANSPORTATION IMPROVEMENT PROGRAM FOR THE MILWAUKEE TRANSPORTATION MANAGEMENT AREA -- OZAUKEE COUNTY 2011-2014

PROJECT SPONSOR	PROJECT			ESTIMATED COSTS (\$1,000)					AIR QUAL STAT	
	NO	DESCRIPTION / STATE ID	TYPE	2011	2012	2013	2014	REMAINING		
GRAFTON (VILLAGE)	333 (979)	INSTALLATION OF HIGH INTENSITY ACTIVATED CROSSWALK PEDESTRIAN SIGNAL BEACON AT THE INTERSECTION OF WASHINGTON ST (STH 60) AND 13TH AVE IN THE VILLAGE OF GRAFTON	HS	DETAIL COSTS	PE	--	--	--	--	EXEMPT
					ROW	--	--	--	--	
					CONST	79.8	--	--	--	
				OTHER	--	--	--	--		
				TOTAL	79.8	--	--	--		
SOURCE OF FUNDS STP-S	LOCAL STATE	8.0	--	--	--	--				
	FEDERAL	71.8	--	--	--	--				
	TOTAL	79.8	--	--	--	--				
2089999	2310-22-70									
MEQUON (CITY)	334	REHABILITATION OF PIONEER RD FROM WAUSAUKEE RD TO DAVIS RD IN THE CITY OF MEQUON (2.0 MI)	HP	DETAIL COSTS	PE	--	--	--	--	EXEMPT
					ROW	--	--	--	--	
					CONST	1,200.0	--	--	--	
				OTHER	--	--	--	--		
				TOTAL	1,200.0	--	--	--		
SOURCE OF FUNDS LRIP	LOCAL STATE	795.0	--	--	--	--				
	FEDERAL	405.0	--	--	--	--				
	TOTAL	1,200.0	--	--	--	--				
2090004										
	335 (334)	CONSTRUCTION OF A BICYCLE TRAIL LINKING MILWAUKEE COUNTY'S OAK LEAF TRAIL AND OZAUKEE INTERURBAN TRAIL IN THE CITY OF MEQUON (1.59 MI)	EE	DETAIL COSTS	PE	--	--	--	--	EXEMPT
					ROW	--	--	--	--	
					CONST	473.9	--	--	--	
				OTHER	--	--	--	--		
				TOTAL	473.9	--	--	--		
SOURCE OF FUNDS STP-E	LOCAL STATE	113.1	--	--	--	--				
	FEDERAL	360.8	--	--	--	--				
	TOTAL	473.9	--	--	--	--				
2090003	2697-10-70									
	336	REALIGNMENT OF OZAUKEE INTERURBAN TRAIL TO WEST SIDE OF WE ENERGIES SUBSTATION IN THE CITY OF MEQUON	EE	DETAIL COSTS	PE	30.0	--	--	--	EXEMPT
					ROW	--	--	--	--	
					CONST	--	250.0	--	--	
				OTHER	--	--	--	--		
				TOTAL	30.0	250.0	--	--		
SOURCE OF FUNDS STP-E	LOCAL STATE	6.0	50.0	--	--	--				
	FEDERAL	24.0	200.0	--	--	--				
	TOTAL	30.0	250.0	--	--	--				
2090006										
	337	REPAIR OF THE HISTORIC DONGES BAY GORGE BRIDGE IN THE CITY OF MEQUON	EE	DETAIL COSTS	PE	--	23.0	--	--	EXEMPT
					ROW	--	--	--	--	
					CONST	--	--	287.4	--	
				OTHER	--	--	--	--		
				TOTAL	--	23.0	287.4	--		
SOURCE OF FUNDS STP-E	LOCAL STATE	--	4.6	57.5	--	--				
	FEDERAL	--	18.4	229.9	--	--				
	TOTAL	--	23.0	287.4	--	--				
2090005										
PORT WASHINGTON (CITY)	338 (336)	CAPITAL COSTS FOR THE CITY OF PORT WASHINGTON TRANSIT SYSTEM (SEC 85.20 & 5311)	TP	DETAIL COSTS	PE	--	--	--	--	EXEMPT
					ROW	--	--	--	--	
					CONST	--	--	--	--	
				OTHER	44.3	--	--	--		
				TOTAL	44.3	--	--	--		
SOURCE OF FUNDS FTA 5311	LOCAL STATE	8.9	--	--	--	--				
	FEDERAL	35.4	--	--	--	--				
	TOTAL	44.3	--	--	--	--				
2100000										
	339 (337)	OPERATING ASSISTANCE FOR THE CITY OF PORT WASHINGTON SHARED-RIDE TAXI SYSTEM (SEC 85.21 & 5311)	TP	DETAIL COSTS	PE	--	--	--	--	EXEMPT
					ROW	--	--	--	--	
					CONST	--	--	--	--	
				OTHER	272.3	280.5	288.9	297.6		
				TOTAL	272.3	280.5	288.9	297.6		
SOURCE OF FUNDS FTA 5311	LOCAL STATE	95.3	98.2	101.2	104.2	--				
	STATE	72.5	74.6	76.8	79.1	--				
	FEDERAL	104.5	107.7	110.9	114.3	--				
TOTAL	272.3	280.5	288.9	297.6	--					
2100007										
	340 (338)	CONSTRUCTION OF TWO OFF-STREET SEGMENTS OF THE INTERURBAN TRAIL IN THE CITY OF PORT WASHINGTON: OAKLAND AVE TO PARK ST; CTH LL TO HIGHLAND RD	EE	DETAIL COSTS	PE	--	--	--	--	EXEMPT
					ROW	--	--	--	--	
					CONST	139.3	--	--	--	
				OTHER	--	--	--	--		
				TOTAL	139.3	--	--	--		
SOURCE OF FUNDS STP-E	LOCAL STATE	35.3	--	--	--	--				
	FEDERAL	104.0	--	--	--	--				
	TOTAL	139.3	--	--	--	--				
2100001	4822-05-70									

TRANSPORTATION IMPROVEMENT PROGRAM FOR THE MILWAUKEE TRANSPORTATION MANAGEMENT AREA -- WASHINGTON COUNTY 2011-2014

PROJECT SPONSOR	PROJECT			ESTIMATED COSTS (\$1,000)						AIR QUAL STAT	
	NO	DESCRIPTION / STATE ID	TYPE	2011	2012	2013	2014	REMAINING			
STATE OF WISCONSIN	341 (980)	RESURFACING AT VARIOUS LOCATIONS IN WASHINGTON, WAUKESHA, AND MILWAUKEE COUNTIES 8009784 1000-44-02	HP	DETAIL COSTS	PE	--	--	--	--	--	EXEMPT
					ROW	264.0	--	--	--	--	
					CONST	--	--	--	--	2,136.0	
				OTHER	--	--	--	--	--		
				TOTAL	264.0	--	--	--	2,136.0		
SOURCE OF FUNDS	LOCAL STATE	--	--	--	--	--					
	FEDERAL	264.0	--	--	--	--					
	TOTAL	264.0	--	--	--	--					
	342 (980)	REHABILITATION OF USH 41 FROM THE USH 41/45 SPLIT TO THE DODGE COUNTY LINE (22.0 MI) 8000014	HP	DETAIL COSTS	PE	50.0	--	--	--	--	EXEMPT
					ROW	--	--	--	--	20,200.0	
					CONST	--	--	--	--	--	
				OTHER	--	--	--	--	--		
				TOTAL	50.0	--	--	--	20,200.0		
SOURCE OF FUNDS	LOCAL STATE	--	--	--	--	--					
	FEDERAL	50.0	--	--	--	--					
	TOTAL	50.0	--	--	--	--					
	343 (340)	RECONSTRUCTION AND RECONFIGURATION OF THE USH 41 AND STH 144 INTERCHANGE IN WASHINGTON COUNTY 8000133 1107-02-79	HP	DETAIL COSTS	PE	--	--	--	--	--	EXEMPT
					ROW	--	--	--	--	--	
					CONST	--	7,308.6	--	--	--	
				OTHER	--	--	--	--	--		
				TOTAL	--	7,308.6	--	--	--		
SOURCE OF FUNDS STP-0	LOCAL STATE	--	--	--	--	--					
	FEDERAL	--	1,461.7	--	--	--					
	TOTAL	--	7,308.6	--	--	--					
	344 (341)	RECONSTRUCTION OF THE USH 41 AND STH 60 INTERCHANGE IN WASHINGTON COUNTY 8001034 1100-16-70	HP	DETAIL COSTS	PE	50.0	--	--	--	--	EXEMPT
					ROW	--	--	--	--	5,260.0	
					CONST	--	--	--	--	--	
				OTHER	--	--	--	--	--		
				TOTAL	50.0	--	--	--	5,260.0		
SOURCE OF FUNDS	LOCAL STATE	--	--	--	--	--					
	FEDERAL	50.0	--	--	--	--					
	TOTAL	50.0	--	--	--	--					
	345 (1026)	STRUCTURAL REHABILITATION AND CONCRETE SURFACE REPAIRS ON TWO USH 41/45 STRUCTURES (B-66-0003 AND B-66-0016) IN WASHINGTON COUNTY 8009765 1100-03-61	HP	DETAIL COSTS	PE	50.0	--	--	--	--	EXEMPT
					ROW	--	--	--	--	--	
					CONST	--	1,100.0	--	--	--	
				OTHER	--	--	--	--	--		
				TOTAL	50.0	1,100.0	--	--	--		
SOURCE OF FUNDS	LOCAL STATE	--	--	--	--	--					
	FEDERAL	50.0	1,100.0	--	--	--					
	TOTAL	50.0	1,100.0	--	--	--					
	346 (343)	REHABILITATION OF USH 45 FROM USH 41/45 SPLIT TO ONE MILE NORTH OF CTH D IN WASHINGTON COUNTY (13.96 MI) 8009954 2220-02-70	HP	DETAIL COSTS	PE	2,086.6	--	--	--	--	EXEMPT
					ROW	--	--	--	--	18,638.7	
					CONST	--	--	--	--	--	
				OTHER	--	--	--	--	--		
				TOTAL	2,086.6	--	--	--	18,638.7		
SOURCE OF FUNDS NHS	LOCAL STATE	--	--	--	--	--					
	FEDERAL	417.3	--	--	--	--					
	TOTAL	2,086.6	--	--	--	--					
	347 (343)	RESURFACING OF USH 45 (FOND DUD LAC AVE) FROM CTH B TO STH 28 IN WASHINGTON COUNTY (1.19 MI) 8001030 4070-00-70	HP	DETAIL COSTS	PE	150.0	--	--	--	--	EXEMPT
					ROW	--	--	--	--	1,725.0	
					CONST	--	--	--	--	--	
				OTHER	--	--	--	--	--		
				TOTAL	150.0	--	--	--	1,725.0		
SOURCE OF FUNDS NHS	LOCAL STATE	--	--	--	--	--					
	FEDERAL	30.0	--	--	--	--					
	TOTAL	150.0	--	--	--	--					
	348 (344)	RESURFACING OF STH 28 FROM USH 45 TO STH 144 IN WASHINGTON COUNTY (5.82 MI) 8001049 4060-05-70	HP	DETAIL COSTS	PE	382.0	--	--	--	--	EXEMPT
					ROW	--	--	--	--	3,565.0	
					CONST	--	153.8	--	--	--	
				OTHER	--	--	--	--	--		
				TOTAL	382.0	153.8	--	3,565.0	--		
SOURCE OF FUNDS STP-0	LOCAL STATE	--	--	--	--	--					
	FEDERAL	76.4	153.8	--	713.0	--					
	TOTAL	305.6	153.8	--	2,852.0	--					

TRANSPORTATION IMPROVEMENT PROGRAM FOR THE MILWAUKEE TRANSPORTATION MANAGEMENT AREA -- WASHINGTON COUNTY 2011-2014

PROJECT SPONSOR	PROJECT			ESTIMATED COSTS (\$1,000)					AIR QUAL STAT		
	NO	DESCRIPTION / STATE ID	TYPE	2011	2012	2013	2014	REMAINING			
STATE OF WISCONSIN	349 (346)	REHABILITATION OF WASHINGTON ST (STH 33) FROM USH 41 TO CTH Z IN WASHINGTON COUNTY (4.80 MI) 8000146 1411-03-00	HP	DETAIL COSTS	PE	591.4	--	--	--	--	EXEMPT
					ROW	--	--	--	--	--	
					CONST	--	--	5,520.0	--	--	
				OTHER	--	--	--	--	--		
				TOTAL	591.4	--	5,520.0	--	--		
SOURCE OF FUNDS STP-0	LOCAL	--	--	--	--	--					
	STATE	118.3	--	1,104.0	--	--					
	FEDERAL	473.1	--	4,416.0	--	--					
TOTAL	591.4	--	5,520.0	--	--						
	350 (347)	RECONSTRUCTION OF STH 33 FROM THE MILWAUKEE RIVER TO WISCONSIN ST IN THE CITY OF WEST BEND (0.10 MI) 8001038 1410-07-70	HP	DETAIL COSTS	PE	221.8	--	--	--	--	EXEMPT
					ROW	--	--	--	--	--	
					CONST	--	2,069.8	--	--	--	
				OTHER	--	--	--	--	--		
				TOTAL	221.8	2,069.8	--	--	--		
SOURCE OF FUNDS STP-0	LOCAL	--	0.3	--	--	--					
	STATE	44.4	413.9	--	--	--					
	FEDERAL	177.4	1,655.6	--	--	--					
TOTAL	221.8	2,069.8	--	--	--						
	351 (873)	RESURFACING OF STH 33 (WASHINGTON ST) FROM TRENTON RD TO 4000' EAST OF OAK RD IN THE CITY OF WEST BEND (1.25 MI) 8009808 1410-12-70	HP	DETAIL COSTS	PE	184.8	--	--	--	--	EXEMPT
					ROW	--	--	--	--	--	
					CONST	--	--	1,725.0	--	--	
				OTHER	--	--	--	--	--		
				TOTAL	184.8	--	1,725.0	--	--		
SOURCE OF FUNDS	LOCAL	--	--	--	--	--					
	STATE	184.8	--	1,725.0	--	--					
	FEDERAL	--	--	--	--	--					
TOTAL	184.8	--	1,725.0	--	--						
	352 (949)	RECONSTRUCTION OF STH 33 FROM OAK RD TO EAST COUNTY LINE IN WASHINGTON COUNTY (4.0 MI) 8009799 1410-05-01	HP	DETAIL COSTS	PE	1,047.3	--	--	--	--	EXEMPT
					ROW	--	--	1,100.0	--	--	
					CONST	--	--	--	--	9,727.7	
				OTHER	--	--	--	--	--		
				TOTAL	1,047.3	--	1,100.0	--	9,727.7		
SOURCE OF FUNDS NHS	LOCAL	--	--	--	--	--					
	STATE	209.5	--	1,100.0	--	--					
	FEDERAL	837.8	--	--	--	--					
TOTAL	1,047.3	--	1,100.0	--	--						
	353 (349)	RESURFACING OF SUMNER ST (STH 60) FROM SELL DR TO KETTLE MORAIN RD IN THE CITY OF HARTFORD (3.10 MI) 8009925 2310-19-70	HP	DETAIL COSTS	PE	514.3	--	--	--	--	EXEMPT
					ROW	--	--	--	4,800.0	--	
					CONST	--	--	--	--	--	
				OTHER	--	--	--	--	--		
				TOTAL	514.3	--	--	4,800.0	--		
SOURCE OF FUNDS NHS	LOCAL	128.6	--	--	--	--					
	STATE	385.7	--	--	960.0	--					
	FEDERAL	--	--	--	3,840.0	--					
TOTAL	514.3	--	--	4,800.0	--						
	354 (350)	RECONSTRUCTION OF THE INTERSECTION OF STH 60 AND KETTLE MORAIN RD IN THE CITY OF HARTFORD 8000225 2310-03-70	HP	DETAIL COSTS	PE	--	--	--	--	--	EXEMPT
					ROW	--	--	--	--	--	
					CONST	531.3	--	--	--	--	
				OTHER	--	--	--	--	--		
				TOTAL	531.3	--	--	--	--		
SOURCE OF FUNDS NHS	LOCAL	--	--	--	--	--					
	STATE	106.3	--	--	--	--					
	FEDERAL	425.0	--	--	--	--					
TOTAL	531.3	--	--	--	--						
	355 (351)	RECONSTRUCTION OF THE INTERSECTION OF STH 60 AND CTH P IN THE VILLAGE OF JACKSON 8000262 2310-08-71	HP	DETAIL COSTS	PE	123.2	--	--	--	--	EXEMPT
					ROW	--	270.0	--	--	--	
					CONST	--	--	--	--	--	
				OTHER	--	--	--	--	--		
				TOTAL	123.2	270.0	--	--	--		
SOURCE OF FUNDS STP-0	LOCAL	--	--	--	--	--					
	STATE	24.6	270.0	--	--	--					
	FEDERAL	98.6	--	--	--	--					
TOTAL	123.2	270.0	--	--	--						
	356 (351)	RECONSTRUCTION OF INTERSECTION AT STH 60 AND CTH G IN WASHINGTON COUNTY 8009922 2310-11-70	HP	DETAIL COSTS	PE	70.0	--	--	--	--	EXEMPT
					ROW	--	--	--	--	--	
					CONST	--	1,316.5	--	--	--	
				OTHER	--	--	--	--	--		
				TOTAL	70.0	1,316.5	--	--	--		
SOURCE OF FUNDS STP-0	LOCAL	--	--	--	--	--					
	STATE	14.0	263.3	--	--	--					
	FEDERAL	56.0	1,053.2	--	--	--					
TOTAL	70.0	1,316.5	--	--	--						

**TRANSPORTATION IMPROVEMENT PROGRAM FOR THE MILWAUKEE TRANSPORTATION MANAGEMENT AREA --
WASHINGTON COUNTY 2011-2014**

PROJECT SPONSOR	PROJECT			ESTIMATED COSTS (\$1,000)					AIR QUAL STAT		
	NO	DESCRIPTION / STATE ID	TYPE		2011	2012	2013	2014		REMAINING	
STATE OF WISCONSIN (1034)	357	RECONSTRUCTION OF THE INTERSECTION OF MAIN ST (STH 60) AND CTH P IN THE VILLAGE OF JACKSON 8009758 2310-08-71	HP	DETAIL COSTS	PE	150.0	--	--	--	--	EXEMPT
					ROW	--	270.0	--	--	--	
					CONST	--	--	--	--	--	
					OTHER	--	--	--	--	--	
	TOTAL			150.0	270.0	--	--	--			
	SOURCE OF FUNDS STP-0										
				LOCAL STATE	--	--	--	--			
				FEDERAL	30.0	270.0	--	--			
				TOTAL	120.0	--	--	--			
				TOTAL	150.0	270.0	--	--			
	358	CORRIDOR STUDY OF STH 60 FROM USH 45 TO STH 181 IN WASHINGTON & OZAUKEE COUNTY (9.07 MI) 8000427 2310-00-02	HP	DETAIL COSTS	PE	1,600.0	--	--	--	--	EXEMPT
					ROW	--	--	--	--	--	
					CONST	--	--	--	--	--	
					OTHER	--	--	--	--	--	
	TOTAL			1,600.0	--	--	--	--			
	SOURCE OF FUNDS STP-0										
				LOCAL STATE	--	--	--	--			
				FEDERAL	320.0	--	--	--			
				TOTAL	1,280.0	--	--	--			
				TOTAL	1,600.0	--	--	--			
	359	RESURFACING OF STH 60 FROM EAGLE DR IN WASHINGTON COUNTY TO STH 181 IN OZAUKEE COUNTY LINE (7.3 MI) 8009923 2310-17-70	HP	DETAIL COSTS	PE	438.2	--	--	--	--	EXEMPT
					ROW	--	--	535.0	--	--	
					CONST	--	--	--	--	4,090.2	
					OTHER	--	--	--	--	--	
	TOTAL			438.2	--	535.0	--	4,090.2			
	SOURCE OF FUNDS STP-0										
				LOCAL STATE	--	--	--	--			
				FEDERAL	87.6	--	535.0	--			
				TOTAL	350.6	--	--	--			
				TOTAL	438.2	--	535.0	--			
	360	RECONSTRUCTION OF STH 83 FROM MONROE AVE TO MAIN ST IN THE CITY OF HARTFORD 8009757 1330-24-70	HP	DETAIL COSTS	PE	541.7	--	--	--	--	EXEMPT
					ROW	--	214.0	--	--	--	
					CONST	--	--	--	--	3,250.0	
					OTHER	--	--	--	--	--	
	TOTAL			541.7	214.0	--	--	3,250.0			
	SOURCE OF FUNDS STP-0										
				LOCAL STATE	135.4	--	--	--			
				FEDERAL	406.3	214.0	--	--			
				TOTAL	--	--	--	--			
				TOTAL	541.7	214.0	--	--			
	361	RESURFACING OF STH 83 FROM STH 167 TO E MONROE AVE IN WASHINGTON COUNTY (3.91 MI) 8000247 1330-22-70	HP	DETAIL COSTS	PE	339.6	--	--	--	--	EXEMPT
					ROW	--	--	--	--	--	
					CONST	--	--	--	--	--	
					OTHER	--	--	--	--	--	
	TOTAL			339.6	--	--	--	--			
	SOURCE OF FUNDS STP-0										
				LOCAL STATE	--	--	--	--			
				FEDERAL	67.9	--	--	--			
				TOTAL	271.7	--	--	--			
				TOTAL	339.6	--	--	--			
	362	RESURFACING OF STH 144 FROM THE CITY OF WEST BEND NORTH CITY LIMIT TO THE NORTH WASHINGTON COUNTY LINE (8.44 MI) 8000157 4010-05-70	HP	DETAIL COSTS	PE	--	--	--	--	--	EXEMPT
					ROW	--	--	--	--	--	
					CONST	3,565.0	--	--	--	--	
					OTHER	--	--	--	--	--	
	TOTAL			3,565.0	--	--	--	--			
	SOURCE OF FUNDS STP-0										
				LOCAL STATE	--	--	--	--			
				FEDERAL	713.0	--	--	--			
				TOTAL	2,852.0	--	--	--			
				TOTAL	3,565.0	--	--	--			
	363	REHABILITATION OF FOND DU LAC AVE (STH 145) FROM STH 167 TO CTH P IN WASHINGTON COUNTY (6.46 MI) 8000151 2475-07-00	HP	DETAIL COSTS	PE	163.1	--	--	--	--	EXEMPT
					ROW	--	428.0	--	--	--	
					CONST	--	--	--	--	1,858.8	
					OTHER	--	--	--	--	--	
	TOTAL			163.1	428.0	--	--	1,858.8			
	SOURCE OF FUNDS STP-0										
				LOCAL STATE	--	--	--	--			
				FEDERAL	32.6	428.0	--	--			
				TOTAL	130.5	--	--	--			
				TOTAL	163.1	428.0	--	--			
	364	RECONSTRUCTION OF THE INTERSECTION OF ORCHARD RD (STH 145) AND DONGES BAY ROAD IN THE VILLAGE OF GERMANTOWN 8009788 2475-00-00	HP	DETAIL COSTS	PE	123.2	--	--	--	--	EXEMPT
					ROW	535.0	--	--	--	--	
					CONST	--	--	--	--	1,226.8	
					OTHER	--	--	--	--	--	
	TOTAL			658.2	--	--	--	1,226.8			
	SOURCE OF FUNDS STP-0										
				LOCAL STATE	--	--	--	--			
				FEDERAL	559.6	--	--	--			
				TOTAL	98.6	--	--	--			
				TOTAL	658.2	--	--	--			

TRANSPORTATION IMPROVEMENT PROGRAM FOR THE MILWAUKEE TRANSPORTATION MANAGEMENT AREA -- WASHINGTON COUNTY 2011-2014

PROJECT SPONSOR	PROJECT			ESTIMATED COSTS (\$1,000)						AIR QUAL STAT	
	NO	DESCRIPTION / STATE ID	TYPE	2011	2012	2013	2014	REMAINING			
STATE OF WISCONSIN	365 (950)	RESURFACING OF STH 145 (PILGRIM RD) FROM MEQUON RD TO FOND DU LAC AVE IN THE VILLAGE OF GERMANTOWN (0.4 MI) 8009802 2475-11-70	HP	DETAIL COSTS	PE	197.1	--	--	--	--	EXEMPT
					ROW	--	--	53.5	--	--	
					CONST	--	--	--	--	2,217.9	
					OTHER	--	--	--	--	--	
				TOTAL	197.1	--	53.5	--	2,217.9		
SOURCE OF FUNDS	LOCAL	49.3	--	--	--	--					
	STATE	147.8	--	53.5	--	--					
	FEDERAL	--	--	--	--	--					
	TOTAL	197.1	--	53.5	--	--					
	366 (360)	RESURFACING OF STH 164 FROM CTH Q TO STH 60 IN WASHINGTON COUNTY (9.1 MI) 8009844 2709-03-70	HP	DETAIL COSTS	PE	985.7	--	--	--	--	EXEMPT
					ROW	--	--	--	2,140.0	--	
					CONST	--	--	--	--	8,976.6	
					OTHER	--	--	--	--	--	
				TOTAL	985.7	--	--	2,140.0	8,976.6		
SOURCE OF FUNDS	LOCAL	--	--	--	--	--					
	STATE	197.1	--	--	2,140.0	--					
	FEDERAL	788.6	--	--	--	--					
	TOTAL	985.7	--	--	2,140.0	--					
	367 (361)	RESURFACING OF STH 167 FROM STH 145 IN WASHINGTON COUNTY TO STH 181 IN OZAUKEE COUNTY (4.70 MI) 8009831 1380-04-60	HP	DETAIL COSTS	PE	--	--	--	--	--	EXEMPT
					ROW	--	--	--	--	--	
					CONST	--	--	--	--	--	
					OTHER	320.0	--	--	--	--	
				TOTAL	320.0	--	--	--	--		
SOURCE OF FUNDS	LOCAL	--	--	--	--	--					
	STATE	64.0	--	--	--	--					
	FEDERAL	256.0	--	--	--	--					
	TOTAL	320.0	--	--	--	--					
	368 (982)	RECONSTRUCTION OF THE INTERSECTION OF MEQUON RD (STH 167) AND COUNTRY AIRE DR IN THE VILLAGE OF GERMANTOWN 8009787 1380-00-00	HP	DETAIL COSTS	PE	123.2	--	--	--	--	EXEMPT
					ROW	500.0	--	--	--	--	
					CONST	--	--	--	--	1,226.8	
					OTHER	--	--	--	--	--	
				TOTAL	623.2	--	--	--	1,226.8		
SOURCE OF FUNDS	LOCAL	--	--	--	--	--					
	STATE	524.6	--	--	--	--					
	FEDERAL	98.6	--	--	--	--					
	TOTAL	623.2	--	--	--	--					
	369 (363)	REHABILITATION OF STH 175 FROM MAPLE AVE IN THE VILLAGE OF SLINGER TO THE WEST WASHINGTON COUNTY LINE IN WASHINGTON COUNTY (10.40 MI) 8000152 3360-08-70	HP	DETAIL COSTS	PE	610.7	--	--	--	--	EXEMPT
					ROW	--	--	--	--	--	
					CONST	--	--	--	5,700.0	--	
					OTHER	--	--	--	--	--	
				TOTAL	610.7	--	--	5,700.0	--		
SOURCE OF FUNDS	LOCAL	--	--	--	--	--					
	STATE	122.1	--	--	1,140.0	--					
	FEDERAL	488.6	--	--	4,560.0	--					
	TOTAL	610.7	--	--	5,700.0	--					
	370 (767)	RESURFACING OF STH 175 FROM MAPLE RD TO STH 60 IN WASHINGTON COUNTY (11.6 MI) R 8009865 3360-09-70	HP	DETAIL COSTS	PE	1,427.7	--	--	--	--	EXEMPT
					ROW	1,000.0	--	--	--	--	
					CONST	--	--	--	13,325.0	--	
					OTHER	--	--	--	--	--	
				TOTAL	2,427.7	--	--	13,325.0	--		
SOURCE OF FUNDS	LOCAL	--	--	--	--	--					
	STATE	1,285.5	--	--	2,665.0	--					
	FEDERAL	1,142.2	--	--	10,660.0	--					
	TOTAL	2,427.7	--	--	13,325.0	--					
	371 (366)	RECONSTRUCTION WITH ADDITIONAL TRAFFIC LANES OF STH 60 FROM USH 41 TO USH 45 IN WASHINGTON COUNTY (3.30 MI) 8000089 2310-10-70	HI	DETAIL COSTS	PE	--	--	--	--	--	NON-EXEMPT
					ROW	--	--	--	--	--	
					CONST	15,525.0	--	--	--	--	
					OTHER	--	--	--	--	--	
				TOTAL	15,525.0	--	--	--	--		
SOURCE OF FUNDS	LOCAL	--	--	--	--	--					
	STATE	3,105.0	--	--	--	--					
	FEDERAL	12,420.0	--	--	--	--					
	TOTAL	15,525.0	--	--	--	--					
WASHINGTON COUNTY	372 (368)	BRIDGE REPLACEMENT ON CTH D OVER THE ROCK RIVER IN THE TOWN OF WAYNE 6000022 3892-00-70	HP	DETAIL COSTS	PE	--	--	--	--	--	EXEMPT
					ROW	53.8	--	--	--	--	
					CONST	--	604.7	--	--	--	
					OTHER	107.8	--	--	--	--	
				TOTAL	161.6	604.7	--	--	--		
SOURCE OF FUNDS	LOCAL	32.3	120.9	--	--	--					
	STATE	--	--	--	--	--					
	FEDERAL	129.3	483.8	--	--	--					
	TOTAL	161.6	604.7	--	--	--					

TRANSPORTATION IMPROVEMENT PROGRAM FOR THE MILWAUKEE TRANSPORTATION MANAGEMENT AREA -- WASHINGTON COUNTY 2011-2014

PROJECT SPONSOR	PROJECT			ESTIMATED COSTS (\$1,000)					AIR QUAL STAT	
	NO	DESCRIPTION / STATE ID	TYPE	2011	2012	2013	2014	REMAINING		
WASHINGTON COUNTY	373 (768) R	RECONSTRUCTION OF CTH H FROM THE MILWAUKEE RIVER TO CTH XX AND CTH XX FROM CTH H TO THE MILWAUKEE RIVER IN WASHINGTON COUNTY	HP	DETAIL COSTS	PE	--	--	--	--	EXEMPT
					ROW	--	--	--	--	
					CONST	2,200.0	--	--	--	
				OTHER	--	--	--	--		
				TOTAL	2,200.0	--	--	--		
SOURCE OF FUNDS	LOCAL	2,200.0	--	--	--					
	STATE	--	--	--	--					
	FEDERAL	--	--	--	--					
TOTAL	2,200.0	--	--	--						
	374 (769) R	RECONSTRUCTION OF CTH NN FROM CTH P TO THE COUNTY LINE IN WASHINGTON COUNTY	HP	DETAIL COSTS	PE	--	--	--	--	EXEMPT
					ROW	--	1,300.0	--	--	
					CONST	--	--	--	--	
				OTHER	--	--	--	--		
				TOTAL	--	1,300.0	--	--		
SOURCE OF FUNDS	LOCAL	--	1,300.0	--	--					
	STATE	--	--	--	--					
	FEDERAL	--	--	--	--					
TOTAL	--	1,300.0	--	--						
	375 (770) R	RECONSTRUCTION OF CTH P FROM CTH PV TO CTH NN IN WASHINGTON COUNTY	HP	DETAIL COSTS	PE	--	--	--	--	EXEMPT
					ROW	--	--	--	--	
					CONST	--	--	5,200.0	--	
				OTHER	--	--	--	--		
				TOTAL	--	--	5,200.0	--		
SOURCE OF FUNDS	LOCAL	--	--	5,200.0	--					
	STATE	--	--	--	--					
	FEDERAL	--	--	--	--					
TOTAL	--	--	5,200.0	--						
	376 (372) R	OPERATING ASSISTANCE WASHINGTON COUNTY SHARED RIDE TAXI SERVICE (SEC 85.20 AND FTA 5307)	TP	DETAIL COSTS	PE	--	--	--	--	EXEMPT
					ROW	--	--	--	--	
					CONST	--	--	--	--	
				OTHER	1,975.4	2,027.9	2,082.2	2,163.4		
				TOTAL	1,975.4	2,027.9	2,082.2	2,163.4		
SOURCE OF FUNDS	LOCAL	1,071.4	1,082.9	1,105.4	1,142.6					
	STATE	904.0	945.0	976.8	1,020.8					
	FEDERAL	--	--	--	--					
TOTAL	1,975.4	2,027.9	2,082.2	2,163.4						
	377 (373) R	OPERATING ASSISTANCE WASHINGTON COUNTY COMMUTER EXPRESS BUS SERVICE (SEC 85.20 & 5307)	TP	DETAIL COSTS	PE	--	--	--	--	EXEMPT
					ROW	--	--	--	--	
					CONST	--	--	--	--	
				OTHER	1,133.4	1,167.5	1,202.6	1,275.6		
				TOTAL	1,133.4	1,167.5	1,202.6	1,275.6		
SOURCE OF FUNDS	LOCAL	262.1	272.1	272.1	309.1					
	STATE	418.0	428.4	449.5	471.1					
	FEDERAL	453.3	467.0	481.0	495.4					
TOTAL	1,133.4	1,167.5	1,202.6	1,275.6						
	378 (374) R	WASHINGTON COUNTY SHARED-RIDE TAXI PROGRAM CAPITAL COSTS: 1 SEDAN, 2 MINIBUS, AND 1 MEDIUM BUS IN 2011; 1 SEDAN, 2 MINIBUS, AND 1 MEDIUM BUS IN 2012; 2 MINIBUS AND 1 MEDIUM BUS IN 2013; 1 MINIBUS, 3 VANS IN 2014.	TP	DETAIL COSTS	PE	--	--	--	--	EXEMPT
					ROW	--	--	--	--	
					CONST	--	--	--	--	
				OTHER	184.0	191.0	175.0	175.0		
				TOTAL	184.0	191.0	175.0	175.0		
SOURCE OF FUNDS	LOCAL	36.8	38.2	35.0	35.0					
	STATE	--	--	--	--					
	FEDERAL	147.2	152.8	140.0	140.0					
TOTAL	184.0	191.0	175.0	175.0						
	379 (375) R	WASHINGTON COUNTY SHARED-RIDE TAXI DISPATCH SOFTWARE LICENSES AND OPERATING TECHNICAL MAINTENANCE SUPPORT	TP	DETAIL COSTS	PE	--	--	--	--	EXEMPT
					ROW	--	--	--	--	
					CONST	--	--	--	--	
				OTHER	15.4	16.9	18.5	20.3		
				TOTAL	15.4	16.9	18.5	20.3		
SOURCE OF FUNDS	LOCAL	3.1	3.4	3.7	4.1					
	STATE	--	--	--	--					
	FEDERAL	12.3	13.5	14.8	16.2					
TOTAL	15.4	16.9	18.5	20.3						
	380 (376) R	PROVISION OF COUNTYWIDE SPECIALIZED DEMAND RESPONSIVE TRANSPORTATION SERVICES FOR THE ELDERLY AND DISABLED IN WASHINGTON COUNTY (SEC 85.21)	TP	DETAIL COSTS	PE	--	--	--	--	EXEMPT
					ROW	--	--	--	--	
					CONST	--	--	--	--	
				OTHER	251.0	256.0	261.0	266.2		
				TOTAL	251.0	256.0	261.0	266.2		
SOURCE OF FUNDS	LOCAL	50.2	51.2	52.2	53.2					
	STATE	200.8	204.8	208.8	213.0					
	FEDERAL	--	--	--	--					
TOTAL	251.0	256.0	261.0	266.2						

**TRANSPORTATION IMPROVEMENT PROGRAM FOR THE MILWAUKEE TRANSPORTATION MANAGEMENT AREA --
WASHINGTON COUNTY 2011-2014**

PROJECT SPONSOR	PROJECT			ESTIMATED COSTS (\$1,000)						AIR QUAL STAT	
	NO	DESCRIPTION / STATE ID	TYPE		2011	2012	2013	2014	REMAINING		
WASHINGTON COUNTY	381 (378)	ENHANCEMENT PROJECTS FOR WASHINGTON COUNTY PUBLIC TRANSPORTATION WHICH INCLUDES LANDSCAPING, LIGHTING, SIGNAGE, AND 2 BUS SHELTERS, WITH OTHER AMENITIES 6009999	TP	DETAIL COSTS	PE	--	--	--	--	--	EXEMPT
					ROW	--	--	--	--	--	
					CONST	--	--	--	--	--	
					OTHER	117.4	--	--	--	--	
	TOTAL	117.4	--	--	--	--	--	--			
	SOURCE OF FUNDS	LOCAL	23.5	--	--	--	--	--			
		STATE	--	--	--	--	--	--			
		FEDERAL	93.9	--	--	--	--	--			
		TOTAL	117.4	--	--	--	--	--			
		FTA 5307									
		TOTAL	117.4	--	--	--	--	--			
	382 (377)	ELDERLY/DISABLED TRANSPORTATION SEC 5310 CAPITAL ASSISTANCE PROGRAM WASHINGTON CO AND/OR VARIOUS WASHINGTON COUNTY PRIVATE, NON PROFIT ORGANIZATIONS 6000010	TP	DETAIL COSTS	PE	--	--	--	--	--	EXEMPT
					ROW	--	--	--	--	--	
					CONST	--	--	--	--	--	
					OTHER	265.7	--	--	--	--	
	TOTAL	265.7	--	--	--	--	--	--			
	SOURCE OF FUNDS	LOCAL	53.1	--	--	--	--	--			
		STATE	--	--	--	--	--	--			
		FEDERAL	212.6	--	--	--	--	--			
		TOTAL	265.7	--	--	--	--	--			
		FTA 5310									
	383 (991)	WASHINGTON COUNTY SHARED RIDE TAXI PROGRAM DISPATCH SOFTWARE GIS DATA 6009978	TP	DETAIL COSTS	PE	--	--	--	--	--	EXEMPT
					ROW	--	--	--	--	--	
					CONST	--	--	--	--	--	
					OTHER	1.0	--	--	--	--	
	TOTAL	1.0	--	--	--	--	--	--			
	SOURCE OF FUNDS	LOCAL	0.2	--	--	--	--	--			
		STATE	--	--	--	--	--	--			
		FEDERAL	0.8	--	--	--	--	--			
		TOTAL	1.0	--	--	--	--	--			
		FTA 5307									
	384 (1030)	LOCAL MARKETING FOR THE WASHINGTON COUNTY TRANSIT SYSTEM 6009977	TP	DETAIL COSTS	PE	--	--	--	--	--	EXEMPT
					ROW	--	--	--	--	--	
					CONST	--	--	--	--	--	
					OTHER	--	34.3	--	--	--	
	TOTAL	--	34.3	--	--	--	--	--			
	SOURCE OF FUNDS	LOCAL	--	6.8	--	--	--	--			
		STATE	--	--	--	--	--	--			
		FEDERAL	--	27.5	--	--	--	--			
		TOTAL	--	34.3	--	--	--	--			
		CMAQ									
	385 (779)	PURCHASE OF 8 ROUTE MATCH VEHICLE LICENSES IN WASHINGTON COUNTY 6009986	TP	DETAIL COSTS	PE	--	--	--	--	--	EXEMPT
					ROW	--	--	--	--	--	
					CONST	--	--	--	--	--	
					OTHER	6.0	--	--	--	--	
	TOTAL	6.0	--	--	--	--	--	--			
	SOURCE OF FUNDS	LOCAL	--	--	--	--	--	--			
		STATE	--	--	--	--	--	--			
		FEDERAL	6.0	--	--	--	--	--			
		TOTAL	6.0	--	--	--	--	--			
		FED REC									
	386 (836)	WASHINGTON COUNTY SHARED-RIDE TAXI PROGRAM DISPATCH SOFTWARE LICENSES, MAINTENANCE, AND REPORTS 6009980	TP	DETAIL COSTS	PE	--	--	--	--	--	EXEMPT
					ROW	--	--	--	--	--	
					CONST	--	--	--	--	--	
					OTHER	4.8	--	--	--	--	
	TOTAL	4.8	--	--	--	--	--	--			
	SOURCE OF FUNDS	LOCAL	--	--	--	--	--	--			
		STATE	--	--	--	--	--	--			
		FEDERAL	4.8	--	--	--	--	--			
		TOTAL	4.8	--	--	--	--	--			
		FED REC									
	387 (379)	CONSTRUCTION OF WASHINGTON COUNTY PARK AND RIDE LOT AT THE USH 41, USH 45, AND STH 145 INTERCHANGE IN THE TOWN OF RICHFIELD 6000009 1693-36-70	EE	DETAIL COSTS	PE	--	--	--	--	--	EXEMPT
					ROW	--	--	--	--	--	
					CONST	398.0	--	--	--	--	
					OTHER	--	--	--	--	--	
	TOTAL	398.0	--	--	--	--	--	--			
	SOURCE OF FUNDS	LOCAL	244.2	--	--	--	--	--			
		STATE	--	--	--	--	--	--			
		FEDERAL	153.8	--	--	--	--	--			
		TOTAL	398.0	--	--	--	--	--			
		CMAQ									
HARTFORD (CITY)	388 (381)	OPERATING ASSISTANCE FOR CITY OF HARTFORD TRANSIT (SEC 85.20 & 5311) 6070004	TP	DETAIL COSTS	PE	--	--	--	--	--	EXEMPT
					ROW	--	--	--	--	--	
					CONST	--	--	--	--	--	
					OTHER	234.4	241.4	248.7	256.1	--	
	TOTAL	234.4	241.4	248.7	256.1	--	--				
	SOURCE OF FUNDS	LOCAL	82.1	84.5	87.0	89.6	--	--			
		STATE	67.7	69.8	71.9	74.0	--	--			
		FEDERAL	84.6	87.1	89.8	92.5	--	--			
		TOTAL	234.4	241.4	248.7	256.1	--	--			
		FTA 5311									

TRANSPORTATION IMPROVEMENT PROGRAM FOR THE MILWAUKEE TRANSPORTATION MANAGEMENT AREA -- WASHINGTON COUNTY 2011-2014

PROJECT SPONSOR	PROJECT			ESTIMATED COSTS (\$1,000)					AIR QUAL STAT	
	NO	DESCRIPTION / STATE ID	TYPE	2011	2012	2013	2014	REMAINING		
HARTFORD (CITY)	389 (382)	CAPITAL COSTS FOR THE CITY OF HARTFORD TRANSIT SYSTEM 6070000	TP	DETAIL COSTS	PE	--	--	--	--	EXEMPT
					ROW	--	--	--	--	
				CONST	--	--	--	--		
				OTHER	39.0	--	--	--		
TOTAL	39.0	--	--	--						
SOURCE OF FUNDS FTA 5311	LOCAL STATE	7.8	--	--	--	--				
	FEDERAL	31.2	--	--	--	--				
	TOTAL	39.0	--	--	--					
	390 (383)	REPLACEMENT OF N JOHNSON ST BRIDGE OVER RUBICON RIVER IN THE CITY OF HARTFORD (P-66-704) 6079999 2705-05-70	OH	DETAIL COSTS	PE	--	--	--	--	EXEMPT
					ROW	--	--	--	--	
				CONST	403.6	--	--	--		
				OTHER	--	--	--	--		
TOTAL	403.6	--	--	--						
SOURCE OF FUNDS BRF	LOCAL STATE	80.7	--	--	--	--				
	FEDERAL	322.9	--	--	--	--				
	TOTAL	403.6	--	--	--					
	391 (384)	RENOVATION OF THE HARTFORD HERITAGE AUTO MUSEUM (PHASE II) TO IMPROVE THE FACILITY AND AUTO DISPLAYS AND EXPAND THE RAILROAD DISPLAYS IN THE CITY OF HARTFORD 6070001 2705-04-00	EE	DETAIL COSTS	PE	--	--	--	--	EXEMPT
					ROW	--	--	--	--	
				CONST	302.6	--	--	--		
				OTHER	--	--	--	--		
TOTAL	302.6	--	--	--						
SOURCE OF FUNDS STP-E	LOCAL STATE	102.6	--	--	--	--				
	FEDERAL	200.0	--	--	--	--				
	TOTAL	302.6	--	--	--					
JACKSON (VILLAGE)	392 (385)	DESIGN AND CONSTRUCTION OF A NEW PARK-RIDE LOT NORTH OF STH 60 AND WEST OF CTH P ALONG APPLE CREEK AND REMOVAL OF EXISTING PARK-RIDE LOT IN SE QUADRANT OF STH 60 AND CTH P 6109999 1693-46-70	TP	DETAIL COSTS	PE	--	--	--	--	EXEMPT
					ROW	--	--	--	--	
				CONST	--	441.5	--	--		
				OTHER	--	--	--	--		
TOTAL	--	441.5	--	--						
SOURCE OF FUNDS CMAQ	LOCAL STATE	--	96.9	--	--	--				
	FEDERAL	--	344.6	--	--	--				
	TOTAL	--	441.5	--	--					
WEST BEND (CITY)	393 (387)	OPERATING ASSISTANCE FOR THE CITY OF WEST BEND SHARED-RIDE TAXI SYSTEM 6180003	TP	DETAIL COSTS	PE	--	--	--	--	EXEMPT
					ROW	--	--	--	--	
				CONST	--	--	--	--		
				OTHER	1,108.1	1,141.3	1,175.6	1,210.9		
TOTAL	1,108.1	1,141.3	1,175.6	1,210.9						
SOURCE OF FUNDS FTA 5311	LOCAL STATE	387.8	399.5	411.5	423.8					
	FEDERAL	341.3	351.5	362.0	373.0					
	TOTAL	379.0	390.3	402.1	414.1					
	394	CONSTRUCTION OF A PEDESTRIAN BRIDGE OVER THE MILWAUKEE RIVER AND VETERANS AVE IN THE CITY OF WEST BEND 6180004	EE	DETAIL COSTS	PE	82.6	--	--	--	EXEMPT
					ROW	--	--	--	--	
				CONST	--	426.3	--	--		
				OTHER	--	--	--	--		
TOTAL	82.6	426.3	--	--						
SOURCE OF FUNDS STP-E	LOCAL STATE	16.5	85.3	--	--					
	FEDERAL	66.1	341.0	--	--					
	TOTAL	82.6	426.3	--	--					
WOW WORKFORCE DEVELOPMENT, INC.	395 (390)	MOBILITY MANAGER POSITION TO PLAN AND COORDINATE TRANSPORTATION SERVICES 6219999	TP	DETAIL COSTS	PE	--	--	--	--	EXEMPT
					ROW	--	--	--	--	
				CONST	--	--	--	--		
				OTHER	78.6	--	--	--		
TOTAL	78.6	--	--	--						
SOURCE OF FUNDS FTA 5316	LOCAL STATE	19.7	--	--	--					
	FEDERAL	58.9	--	--	--					
	TOTAL	78.6	--	--	--					
	396 (391)	OPERATING FUNDS FOR KEYS TO WORK PROGRAM TO PROVIDE LOANS AND REPAIR ASSISTANCE FOR AUTOMOBILES TO LOW-INCOME FAMILIES TO ENSURE TRANSPORTATION TO WORK 6210001	OH	DETAIL COSTS	PE	--	--	--	--	EXEMPT
					ROW	--	--	--	--	
				CONST	--	--	--	--		
				OTHER	93.8	--	--	--		
TOTAL	93.8	--	--	--						
SOURCE OF FUNDS FTA 5316	LOCAL STATE	46.9	--	--	--					
	FEDERAL	46.9	--	--	--					
	TOTAL	93.8	--	--	--					

TRANSPORTATION IMPROVEMENT PROGRAM FOR THE MILWAUKEE TRANSPORTATION MANAGEMENT AREA --
WASHINGTON COUNTY 2011-2014

PROJECT SPONSOR	PROJECT			ESTIMATED COSTS (\$1,000)						AIR QUAL STAT		
	NO	DESCRIPTION / STATE ID	TYPE		2011	2012	2013	2014	REMAINING			
WOW WORKFORCE DEVELOPMENT, INC.	397	CAPITAL COSTS FOR KEYS-TO- WORK PROGRAM TO PROVIDE LOANS AND REPAIR ASSISTANCE FOR VEHICLES TO LOW-INCOME FAMILIES TO ENSURE TRANSPORTATION TO WORK IN WASHINGTON, OZAUKEE, AND WAUKESHA COUNTIES 6219998	OH	<i>DETAIL COSTS</i>	<i>PE ROW CONST OTHER</i>	--	--	--	--	--	EXEMPT	
					<i>TOTAL</i>	73.4	--	--	--	--		
				<i>SOURCE OF FUNDS</i>	<i>LOCAL STATE FEDERAL</i>	36.9	--	--	--	--		
				<i>FTA 5316</i>		--	--	--	--	--		
					<i>TOTAL</i>	73.4	--	--	--	--		

TRANSPORTATION IMPROVEMENT PROGRAM FOR THE MILWAUKEE TRANSPORTATION MANAGEMENT AREA --
WAUKESHA COUNTY 2011-2014

PROJECT SPONSOR	PROJECT			ESTIMATED COSTS (\$1,000)						AIR QUAL STAT	
	NO	DESCRIPTION / STATE ID	TYPE	2011	2012	2013	2014	REMAINING			
STATE OF WISCONSIN	398	REHABILITATION OF THE IH 43 BRIDGES OVER MARTIN RD IN WAUKESHA COUNTY 8000013	HP	DETAIL COSTS	PE	50.0	--	--	--	--	EXEMPT
					ROW	--	--	--	--	--	
					CONST	--	5,100.0	--	--	--	
				OTHER	--	--	--	--	--		
TOTAL	50.0	5,100.0	--	--	--						
SOURCE OF FUNDS	LOCAL STATE	--	--	--	--						
	FEDERAL	50.0	5,100.0	--	--						
	TOTAL	50.0	5,100.0	--	--						
	399	REHABILITATION OF IH 43 AND STH 164 INTERCHANGE IN WAUKESHA COUNTY 8000012	HP	DETAIL COSTS	PE	800.0	--	--	--	--	EXEMPT
					ROW	--	--	--	--	8,800.0	
					CONST	--	--	--	--	--	
				OTHER	--	--	--	--	--		
TOTAL	800.0	--	--	--	8,800.0						
SOURCE OF FUNDS IH-M	LOCAL STATE	--	--	--	--						
	FEDERAL	80.0	--	--	--						
	TOTAL	80.0	--	--	--						
	400	REHABILITATION OF IH 43 FROM STH 83 TO STH 164 IN WAUKESHA COUNTY (6.9 MI) 8000009	HP	DETAIL COSTS	PE	50.0	--	--	--	--	EXEMPT
					ROW	--	--	--	--	36,000.0	
					CONST	--	--	--	--	--	
				OTHER	--	--	--	--	--		
TOTAL	50.0	--	--	--	36,000.0						
SOURCE OF FUNDS	LOCAL STATE	--	--	--	--						
	FEDERAL	50.0	--	--	--						
	TOTAL	50.0	--	--	--						
	401 ⁱ (882)	CORRIDOR STUDY OF IH 94 FROM HUDSON (MINNESOTA BORDER) TO STH 67 IN WAUKESHA COUNTY 8009823 1010-01-09	HP	DETAIL COSTS	PE	2,700.0	--	--	--	--	EXEMPT
					ROW	--	--	--	--	--	
					CONST	--	--	--	--	--	
				OTHER	--	--	--	--	--		
TOTAL	2,700.0	--	--	--	--						
SOURCE OF FUNDS IH-M	LOCAL STATE	--	--	--	--						
	FEDERAL	270.0	--	--	--						
	TOTAL	2,430.0	--	--	--						
	402 (992)	MAINTENANCE (ROUT AND SEAL) OF IH 94 FROM WEST WAUKESHA COUNTY LINE TO CTH T IN WAUKESHA COUNTY (14.74 MI) 8009779 1060-02-69	HP	DETAIL COSTS	PE	20.0	--	--	--	--	EXEMPT
					ROW	--	--	--	--	--	
					CONST	550.0	--	--	--	--	
				OTHER	--	--	--	--	--		
TOTAL	570.0	--	--	--	--						
SOURCE OF FUNDS IH-M	LOCAL STATE	--	--	--	--						
	FEDERAL	57.0	--	--	--						
	TOTAL	513.0	--	--	--						
	403 (392)	REHABILITATION OF IH-94 BRIDGES AT DOUSMAN RD AND GOLDEN LAKE RD (CTH BB) IN WAUKESHA COUNTY (B-67-0081; B-67-0082; B-67-0079; AND B-67-0079) 8009958 1060-38-70	HP	DETAIL COSTS	PE	246.0	--	--	--	--	EXEMPT
					ROW	--	--	--	--	2,154.0	
					CONST	--	--	--	--	--	
				OTHER	--	--	--	--	--		
TOTAL	246.0	--	--	--	2,154.0						
SOURCE OF FUNDS IH-M	LOCAL STATE	--	--	--	--						
	FEDERAL	49.3	--	--	--						
	TOTAL	196.7	--	--	--						
	404 (393)	CONSTRUCTION OF A PARK AND RIDE LOT OF IH-94 AT CTH P IN WAUKESHA COUNTY 8009932 1060-31-71	HP	DETAIL COSTS	PE	295.7	--	--	--	--	EXEMPT
					ROW	--	--	--	--	2,514.3	
					CONST	--	--	--	--	--	
				OTHER	--	--	--	--	--		
TOTAL	295.7	--	--	--	2,514.3						
SOURCE OF FUNDS	LOCAL STATE	--	--	--	--						
	FEDERAL	295.7	--	--	--						
	TOTAL	295.7	--	--	--						
	405 (396)	RESURFACING OF IH-94 FROM STH 16 TO THE MILWAUKEE COUNTY LINE IN WAUKESHA COUNTY (10.10 MI) 8000082 1060-32-70	HP	DETAIL COSTS	PE	100.0	--	--	--	--	EXEMPT
					ROW	--	--	--	--	--	
					CONST	47,376.4	3,300.0	--	--	--	
				OTHER	7,705.0	--	--	--	--		
TOTAL	55,181.4	3,300.0	--	--	--						
SOURCE OF FUNDS IH-M	LOCAL STATE	--	--	--	--						
	FEDERAL	12,492.1	330.0	--	--						
	TOTAL	42,689.3	2,970.0	--	--						

TRANSPORTATION IMPROVEMENT PROGRAM FOR THE MILWAUKEE TRANSPORTATION MANAGEMENT AREA --
WAUKESHA COUNTY 2011-2014

PROJECT SPONSOR	PROJECT			ESTIMATED COSTS (\$1,000)					AIR QUAL STAT	
	NO	DESCRIPTION / STATE ID	TYPE	2011	2012	2013	2014	REMAINING		
STATE OF WISCONSIN	406 (397)	RESURFACING OF IH 94 FROM ONE-HALF MILE WEST OF CTH P TO ONE HALF MILE EAST OF CTH P IN WAUKESHA COUNTY (2.43 MI)	HP	DETAIL COSTS	PE	--	--	--	--	EXEMPT
					ROW	--	--	--	--	
					CONST	1,300.1	--	--	--	
				OTHER	--	--	--	--		
				TOTAL	1,300.1	--	--	--		
SOURCE OF FUNDS STP-0	LOCAL	--	--	--	--					
	STATE	130.0	--	--	--					
	FEDERAL	1,170.1	--	--	--					
8009855	1060-38-60	TOTAL	1,300.1	--	--	--				
	407 (398)	RESURFACING OF USH 18 (EB ST PAUL AVE & WB NORTH ST) FROM MORELAND BLVD TO MADISON ST IN THE CITY OF WAUKESHA (2.00 MI)	HP	DETAIL COSTS	PE	--	--	--	--	EXEMPT
					ROW	--	--	--	--	
					CONST	2,875.0	--	--	--	
				OTHER	--	--	--	--		
				TOTAL	2,875.0	--	--	--		
SOURCE OF FUNDS STP-0	LOCAL	416.9	--	--	--					
	STATE	158.1	--	--	--					
	FEDERAL	2,300.0	--	--	--					
8000361	2210-01-71	TOTAL	2,875.0	--	--	--				
	408 (884)	RESURFACING OF USH 18 (MORELAND BLVD) FROM NORTH ST TO MANHATTAN DR IN THE CITY OF WAUKESHA	HP	DETAIL COSTS	PE	123.2	--	--	--	EXEMPT
					ROW	--	--	--	--	
					CONST	--	--	1,150.0	--	
				OTHER	--	--	--	--		
				TOTAL	123.2	--	--	1,150.0		
SOURCE OF FUNDS NHS	LOCAL	30.8	--	--	--					
	STATE	92.4	--	--	230.0					
	FEDERAL	--	--	--	920.0					
8009807	2210-09-70	TOTAL	123.2	--	--	1,150.0				
	409 (400)	RESURFACING OF USH 18 (MORELAND BLVD) FROM MANHATTAN DR TO IH-94 IN THE CITY OF WAUKESHA AND TOWN OF BROOKFIELD (1.8 MI)	HP	DETAIL COSTS	PE	847.7	--	--	--	EXEMPT
					ROW	--	--	--	--	
					CONST	--	--	7,912.0	--	
				OTHER	--	--	--	--		
				TOTAL	847.7	--	--	7,912.0		
SOURCE OF FUNDS STP-0	LOCAL	--	--	--	--					
	STATE	169.5	--	--	1,582.4					
	FEDERAL	678.2	--	--	6,329.6					
8009825	2200-16-71	TOTAL	847.7	--	--	7,912.0				
	410 (401)	RESURFACING OF USH 18 (MORELAND BLVD/BLUE MOUND RD) FROM IH-94 TO MOORLAND RD IN THE TOWN AND CITY OF BROOKFIELD (3.42 MI)	HP	DETAIL COSTS	PE	1,872.9	--	--	--	EXEMPT
					ROW	--	17,480.0	--	--	
					CONST	--	--	--	--	
				OTHER	--	--	--	--		
				TOTAL	1,872.9	17,480.0	--	--		
SOURCE OF FUNDS STP-0	LOCAL	--	--	--	--					
	STATE	374.6	3,496.0	--	--					
	FEDERAL	1,498.3	13,984.0	--	--					
8000033	2200-16-70	TOTAL	1,872.9	17,480.0	--	--				
	411	RECONSTRUCTION OF THE INTERSECTION OF BLUEMOUND RD (USH 18) AND EXECUTIVE DR IN THE CITY OF BROOKFIELD	HP	DETAIL COSTS	PE	50.0	--	--	--	EXEMPT
					ROW	--	--	--	--	
					CONST	--	1,150.0	--	--	
				OTHER	--	--	--	--		
				TOTAL	50.0	1,150.0	--	--		
SOURCE OF FUNDS	LOCAL	50.0	1,150.0	--	--					
	STATE	--	--	--	--					
	FEDERAL	--	--	--	--					
8000240	2200-16-72	TOTAL	50.0	1,150.0	--	--				
	412 (402)	RESURFACING OF USH 18 (BLUE MOUND RD) FROM MOORLAND RD TO 124TH ST IN THE CITY OF BROOKFIELD (2.0 MI)	HP	DETAIL COSTS	PE	--	--	--	--	EXEMPT
					ROW	--	--	--	--	
					CONST	7,700.0	--	--	--	
				OTHER	--	--	--	--		
				TOTAL	7,700.0	--	--	--		
SOURCE OF FUNDS STP-0	LOCAL	33.2	--	--	--					
	STATE	7,666.8	--	--	--					
	FEDERAL	--	--	--	--					
8000036	2210-07-70	TOTAL	7,700.0	--	--	--				
	413 (407)	REHABILITATION OF STH 16 BRIDGES FROM IH-94 TO STH 67	HP	DETAIL COSTS	PE	924.1	--	--	--	EXEMPT
					ROW	--	--	--	--	
					CONST	--	--	8,625.0	--	
				OTHER	--	--	--	--		
				TOTAL	924.1	--	8,625.0	--		
SOURCE OF FUNDS STP-0	LOCAL	--	--	--	--					
	STATE	184.8	--	1,725.0	--					
	FEDERAL	739.3	--	6,900.0	--					
8009952	1370-14-70	TOTAL	924.1	--	8,625.0	--				

TRANSPORTATION IMPROVEMENT PROGRAM FOR THE MILWAUKEE TRANSPORTATION MANAGEMENT AREA --
WAUKESHA COUNTY 2011-2014

PROJECT SPONSOR	PROJECT			ESTIMATED COSTS (\$1,000)						AIR QUAL STAT	
	NO	DESCRIPTION / STATE ID	TYPE	2011	2012	2013	2014	REMAINING			
STATE OF WISCONSIN	414	RESURFACING OF STH 36 FROM CTH Y TO STH 100 IN WAUKESHA COUNTY (7.42 MI) 8000006	HP	DETAIL COSTS	PE	750.0	--	--	--	--	EXEMPT
					ROW	--	--	--	--	--	
					CONST	--	--	--	--	--	
				OTHER	--	--	--	--	6,325.0		
				TOTAL	750.0	--	--	--	6,325.0		
SOURCE OF FUNDS NHS	LOCAL STATE	--	--	--	--	--					
	FEDERAL	150.0	--	--	--	--					
	TOTAL	750.0	--	--	--	--					
R	415	RESURFACING OF STH 59 FROM OAKRIDGE DR TO CTH X IN WAUKESHA COUNTY (6.68 MI) 8009862 3110-05-70	HP	DETAIL COSTS	PE	219.0	--	--	--	--	EXEMPT
					ROW	--	--	--	--	--	
					CONST	--	--	--	2,044.0	--	
				OTHER	--	--	--	--	--		
				TOTAL	219.0	--	--	2,044.0	--		
SOURCE OF FUNDS STP-0	LOCAL STATE	--	--	--	--	--					
	FEDERAL	43.8	--	--	408.8	--					
	TOTAL	219.0	--	--	2,044.0	--					
(951)	416	RESURFACING OF STH 59/164 (EAST WAUKESHA BYPASS) FROM SUNSET DR TO ARCADIAN AVE IN WAUKESHA COUNTY (1.99 MI) 8009800 2773-10-00	HP	DETAIL COSTS	PE	221.8	--	--	--	--	EXEMPT
					ROW	--	--	--	--	--	
					CONST	--	--	--	--	2,148.2	
				OTHER	--	--	--	--	--		
				TOTAL	221.8	--	--	--	2,148.2		
SOURCE OF FUNDS NHS	LOCAL STATE	--	--	--	--	--					
	FEDERAL	44.4	--	--	--	--					
	TOTAL	221.8	--	--	--	--					
(409)	417	INTERSECTION MODIFICATION AT STH 59 (ARCADIAN AVE) AND STH 164 (LES PAUL PARKWAY) IN THE CITY OF WAUKESHA 8009920 2791-00-70	HP	DETAIL COSTS	PE	144.3	--	--	--	--	EXEMPT
					ROW	--	--	--	--	--	
					CONST	--	1,347.2	--	--	--	
				OTHER	--	--	--	--	--		
				TOTAL	144.3	1,347.2	--	--	--		
SOURCE OF FUNDS	LOCAL STATE	--	--	--	--	--					
	FEDERAL	144.3	1,347.2	--	--	--					
	TOTAL	144.3	1,347.2	--	--	--					
(411)	418	REHABILITATION OF THE NORTHBOUND AND SOUTHBOUND STH 67 BRIDGE OVER IH-94 IN WAUKESHA COUNTY (B-67-0188) 8009986 1060-30-70	HP	DETAIL COSTS	PE	535.7	--	--	--	--	EXEMPT
					ROW	--	--	--	--	--	
					CONST	--	--	--	--	5,545.4	
				OTHER	--	--	--	--	--		
				TOTAL	535.7	--	--	--	5,545.4		
SOURCE OF FUNDS IH-M	LOCAL STATE	--	--	--	--	--					
	FEDERAL	53.6	--	--	--	--					
	TOTAL	535.7	--	--	--	--					
(413)	419	RESURFACING OF STH 67 FROM 1000 FT NORTH OF STH 59 TO 200 FT SOUTH OF USH 18 IN WAUKESHA COUNTY (9.40 MI) 8000118 3120-01-70	HP	DETAIL COSTS	PE	2,180.4	--	--	--	--	EXEMPT
					ROW	--	--	--	--	--	
					CONST	--	--	--	--	18,669.6	
				OTHER	--	--	--	--	--		
				TOTAL	2,180.4	--	--	--	18,669.6		
SOURCE OF FUNDS STP-0	LOCAL STATE	--	--	--	--	--					
	FEDERAL	436.1	--	--	--	--					
	TOTAL	2,180.4	--	--	--	--					
(415)	420	RESURFACING AND INTERSECTION MODIFICATIONS OF STH 83 (HARTLAND RD) FROM THE VILLAGE OF CHENEQUA SOUTH LIMITS TO TOWN OF MERTON (3.34 MI) 8009927 1330-04-72	HP	DETAIL COSTS	PE	223.9	--	--	--	--	EXEMPT
					ROW	--	--	--	--	--	
					CONST	--	--	--	--	2,066.1	
				OTHER	--	--	--	--	--		
				TOTAL	223.9	--	--	--	2,066.1		
SOURCE OF FUNDS STP-0	LOCAL STATE	--	--	--	--	--					
	FEDERAL	223.9	--	--	--	--					
	TOTAL	223.9	--	--	--	--					
(416)	421	RECONSTRUCTION OF THE STH 83 AND STH 16 INTERCHANGE TO ACCOMMODATE THE WIDENING OF STH 83 IN WAUKESHA COUNTY 8000047 1330-10-71	HP	DETAIL COSTS	PE	658.9	--	--	--	--	EXEMPT
					ROW	--	--	205.0	--	--	
					CONST	--	--	--	--	5,991.1	
				OTHER	--	--	--	--	--		
				TOTAL	658.9	--	205.0	--	5,991.1		
SOURCE OF FUNDS STP-0	LOCAL STATE	--	--	--	--	--					
	FEDERAL	131.8	--	205.0	--	--					
	TOTAL	658.9	--	205.0	--	--					

TRANSPORTATION IMPROVEMENT PROGRAM FOR THE MILWAUKEE TRANSPORTATION MANAGEMENT AREA --
WAUKESHA COUNTY 2011-2014

PROJECT SPONSOR	PROJECT			ESTIMATED COSTS (\$1,000)						AIR QUAL STAT	
	NO	DESCRIPTION / STATE ID	TYPE	2011	2012	2013	2014	REMAINING			
STATE OF WISCONSIN	422 (418)	CORRIDOR WETLAND MITIGATION OF STH 83 FROM CTH NN TO STH 16 IN WAUKESHA COUNTY 8009928 1330-15-71	HP	DETAIL COSTS	PE	5.4	--	--	--	--	EXEMPT
					ROW	--	--	--	--	--	
					CONST	--	925.0	--	--	--	
				OTHER	--	--	--	--	--		
				TOTAL	5.4	925.0	--	--	--		
SOURCE OF FUNDS	LOCAL STATE	--	--	--	--	--					
	FEDERAL	5.4	925.0	--	--	--					
	TOTAL	5.4	925.0	--	--	--					
	423 (419)	RECONSTRUCTION OF ROCHESTER ST (STH 83) AT INTERSECTIONS OF CTH LO AND CTH ES IN THE VILLAGE OF MUKWONAGO 8009930 1330-23-70	HP	DETAIL COSTS	PE	246.4	--	--	--	--	EXEMPT
					ROW	--	1,070.0	--	--	--	
					CONST	--	--	--	--	2,703.6	
				OTHER	--	--	--	--	--		
				TOTAL	246.4	1,070.0	--	--	2,703.6		
SOURCE OF FUNDS STP-0	LOCAL STATE	--	--	--	--	--					
	FEDERAL	49.3	1,070.0	--	--	--					
	TOTAL	49.3	1,070.0	--	--	--					
	424 (983)	RECONSTRUCTION OF THE INTERSECTION OF NORTHWEST HIGHWAY (STH 83) AND WOLF RUN IN THE VILLAGE OF MUKWONAGO 8009786 1330-05-00	HP	DETAIL COSTS	PE	123.2	--	--	--	--	EXEMPT
					ROW	--	--	--	--	--	
					CONST	--	--	--	--	1,126.8	
				OTHER	--	--	--	--	--		
				TOTAL	123.2	--	--	--	1,126.8		
SOURCE OF FUNDS STP-0	LOCAL STATE	--	--	--	--	--					
	FEDERAL	24.6	--	--	--	--					
	TOTAL	24.6	--	--	--	--					
	425 (49)	RESURFACING OF STH 100 (MAIN ST) FROM USH 41/45 TO 124TH ST IN MENOMONEE FALLS (1.25 MI) 8009842 2320-10-70	HP	DETAIL COSTS	PE	--	--	--	--	--	EXEMPT
					ROW	--	--	--	--	--	
					CONST	2,070.0	--	--	--	--	
				OTHER	--	--	--	--	--		
				TOTAL	2,070.0	--	--	--	--		
SOURCE OF FUNDS NHS	LOCAL STATE	--	--	--	--	--					
	FEDERAL	414.0	--	--	--	--					
	TOTAL	414.0	--	--	--	--					
	426 (421)	RESURFACING OF STH 145 (ORCHARD ROAD) FROM MAIN ST TO STH 167 IN THE VILLAGE OF GERMANTOWN (2.50 MI) 8004444 2010-09-70	HP	DETAIL COSTS	PE	439.0	--	--	--	--	EXEMPT
					ROW	--	--	--	--	--	
					CONST	--	4,097.5	--	--	--	
				OTHER	--	--	--	--	--		
				TOTAL	439.0	4,097.5	--	--	--		
SOURCE OF FUNDS STP-0	LOCAL STATE	--	25.5	--	--	--					
	FEDERAL	439.0	814.4	--	--	--					
	TOTAL	439.0	814.4	--	--	--					
	427 (423)	RECONSTRUCTION OF STH 164 FROM HENNEBERRY AVE IN THE VILLAGE OF BIG BEND TO IH-43 IN WAUKESHA COUNTY (2.80 MI) 8000116 2810-06-70	HP	DETAIL COSTS	PE	152.9	--	--	--	--	EXEMPT
					ROW	768.8	--	--	--	--	
					CONST	--	--	3,835.0	--	--	
				OTHER	--	--	--	--	--		
				TOTAL	921.7	--	3,835.0	--	--		
SOURCE OF FUNDS NHS	LOCAL STATE	--	--	144.0	--	--					
	FEDERAL	799.4	--	738.2	--	--					
	TOTAL	799.4	--	738.2	--	--					
	428 (1009)	DRAINAGE IMPROVEMENT AND NEW CULVERT ON STH 164 (BIG BEND DR) 1.2 MILE SOUTH OF THE VILLAGE OF BIG BEND 8009772 2810-02-71	HP	DETAIL COSTS	PE	--	--	--	--	--	EXEMPT
					ROW	--	--	--	--	--	
					CONST	575.0	--	--	--	--	
				OTHER	--	--	--	--	--		
				TOTAL	575.0	--	--	--	--		
SOURCE OF FUNDS	LOCAL STATE	--	--	--	--	--					
	FEDERAL	575.0	--	--	--	--					
	TOTAL	575.0	--	--	--	--					
	429 (425)	CORRIDOR STUDY OF STH 190 FROM STH 16 TO BROOKFIELD RD IN WAUKESHA COUNTY (5.77 MI) 8009900 2025-15-00	HP	DETAIL COSTS	PE	50.0	--	--	--	--	EXEMPT
					ROW	--	--	--	--	--	
					CONST	--	--	--	--	--	
				OTHER	--	--	--	--	--		
				TOTAL	50.0	--	--	--	--		
SOURCE OF FUNDS STP-0	LOCAL STATE	--	--	--	--	--					
	FEDERAL	50.0	--	--	--	--					
	TOTAL	50.0	--	--	--	--					

TRANSPORTATION IMPROVEMENT PROGRAM FOR THE MILWAUKEE TRANSPORTATION MANAGEMENT AREA --
WAUKESHA COUNTY 2011-2014

PROJECT SPONSOR	PROJECT			ESTIMATED COSTS (\$1,000)						AIR QUAL STAT	
	NO	DESCRIPTION / STATE ID	TYPE	2011	2012	2013	2014	REMAINING			
STATE OF WISCONSIN	430 (426)	RESURFACING OF STH 190 FROM STH 16 TO STH 74 IN THE VILLAGE AND CITY OF PEWAUKEE (2.23 MI) 8000039 2025-13-70	HP	DETAIL COSTS	PE	896.0	--	--	--	--	EXEMPT
					ROW	--	--	--	--		
					CONST	--	--	8,362.7	--	--	
					OTHER	--	--	--	--		
				TOTAL	896.0	--	8,362.7	--	--		
SOURCE OF FUNDS NHS	LOCAL	--	--	25.6	--	--					
	STATE	179.2	--	1,647.0	--	--					
	FEDERAL	716.8	--	6,690.1	--	--					
	TOTAL	896.0	--	8,362.7	--	--					
	431 (427)	RESURFACING OF STH 190 FROM STH 74 TO STH 100 IN WAUKESHA COUNTY (8.0 MI) 8000038 2025-14-70	HP	DETAIL COSTS	PE	1,000.0	--	--	--	--	EXEMPT
					ROW	--	--	--	--		
					CONST	--	16,200.0	--	--		
					OTHER	5.1	--	--	--		
				TOTAL	1,005.1	16,200.0	--	--			
SOURCE OF FUNDS NHS	LOCAL	--	1,749.6	--	--	--					
	STATE	205.1	2,613.6	--	--	--					
	FEDERAL	800.0	11,836.8	--	--	--					
	TOTAL	1,005.1	16,200.0	--	--						
	432 (993)	CONSTRUCTION OF THE WAUKESHA BYPASS WITH ADDITIONAL LANES FROM STH 59 TO USH 18 IN THE CITY AND TOWN OF WAUKESHA (3.80 MI) 8009781 2788-00-70	HI	DETAIL COSTS	PE	4,928.6	--	--	--	--	NON-EXEMPT
					ROW	--	--	2,800.0	--	--	
					CONST	--	--	--	17,250.0	25,421.4	
					OTHER	--	--	--	--	--	
				TOTAL	4,928.6	--	2,800.0	17,250.0	25,421.4		
SOURCE OF FUNDS STP-0	LOCAL	--	--	--	--	--					
	STATE	985.7	--	2,800.0	3,450.0	--					
	FEDERAL	3,942.9	--	--	13,800.0	--					
	TOTAL	4,928.6	--	2,800.0	17,250.0	--					
	433 (428)	RECONSTRUCTION WITH ADDITIONAL LANES OF SUMMIT AVE (STH 67) FROM CTH DR (DELAFIELD RD) TO SUMMIT AVE IN THE CITY OF OCONOMOWOC (2.49 MI) 8009926 3030-08-70	HI	DETAIL COSTS	PE	1,638.0	--	--	--	--	NON-EXEMPT
					ROW	160.5	--	--	--	15,650.0	
					CONST	--	--	--	--	--	
					OTHER	--	--	--	--	--	
				TOTAL	1,798.5	--	--	--	15,650.0		
SOURCE OF FUNDS STP-0	LOCAL	--	--	--	--	--					
	STATE	488.1	--	--	--	--					
	FEDERAL	1,310.4	--	--	--	--					
	TOTAL	1,798.5	--	--	--	--					
	434 (429)	RECONSTRUCTION WITH ADDITIONAL LANES OF STH 83 FROM PERKINS RD TO GLACIER PASS (NORTH OF USH 18) IN THE VILLAGE OF WALES AND THE TOWN OF GENESEE (2.76 MI) 8000063 1330-18-70	HI	DETAIL COSTS	PE	96.4	--	--	--	--	NON-EXEMPT
					ROW	--	--	--	--	--	
					CONST	--	--	8,256.2	--	--	
					OTHER	--	--	--	--	--	
				TOTAL	96.4	--	8,256.2	--	--		
SOURCE OF FUNDS STP-0	LOCAL	--	--	--	--	--					
	STATE	19.3	--	1,651.2	--	--					
	FEDERAL	77.1	--	6,605.0	--	--					
	TOTAL	96.4	--	8,256.2	--	--					
	435 (430)	RECONSTRUCTION WITH ADDITIONAL LANES OF STH 83 FROM CTH NN TO STH 59 IN WAUKESHA COUNTY (6.10 MI) 8001025 1330-12-70	HI	DETAIL COSTS	PE	--	--	--	--	--	NON-EXEMPT
					ROW	--	--	--	--	--	
					CONST	22,960.0	--	--	--	--	
					OTHER	134.0	--	--	--	--	
				TOTAL	23,094.0	--	--	--	--		
SOURCE OF FUNDS STP-0	LOCAL	60.8	--	--	--	--					
	STATE	4,640.4	--	--	--	--					
	FEDERAL	18,392.8	--	--	--	--					
	TOTAL	23,094.0	--	--	--	--					
	436 (431)	RECONSTRUCTION OF THE IH-94 INTERCHANGE AT CTH P TO INCLUDE EASTBOUND OFF-RAMP AND WB ON-RAMP IN WAUKESHA COUNTY 8000025 1060-31-70	HE	DETAIL COSTS	PE	1,928.6	--	--	--	--	NON-EXEMPT
					ROW	--	--	--	--	--	
					CONST	--	--	--	--	--	
					OTHER	--	--	--	--	--	
				TOTAL	1,928.6	--	--	--	--		
SOURCE OF FUNDS NHS	LOCAL	--	--	--	--	--					
	STATE	192.9	--	--	--	--					
	FEDERAL	1,735.7	--	--	--	--					
	TOTAL	1,928.6	--	--	--	--					
	437 (433)	GEOMETRIC IMPROVEMENTS AND INSTALLATION OF SIGNALS AT THE USH 41/45 NB RAMP AT PILGRIM RD IN WAUKESHA COUNTY 8009987 2782-12-70	HS	DETAIL COSTS	PE	128.6	--	--	--	--	EXEMPT
					ROW	--	--	--	--	--	
					CONST	--	--	--	1,200.0	--	
					OTHER	--	--	--	--	--	
				TOTAL	128.6	--	--	1,200.0	--		
SOURCE OF FUNDS NHS	LOCAL	--	--	--	--	--					
	STATE	128.6	--	--	240.0	--					
	FEDERAL	--	--	--	960.0	--					
	TOTAL	128.6	--	--	1,200.0	--					

TRANSPORTATION IMPROVEMENT PROGRAM FOR THE MILWAUKEE TRANSPORTATION MANAGEMENT AREA --
WAUKESHA COUNTY 2011-2014

PROJECT SPONSOR	PROJECT			ESTIMATED COSTS (\$1,000)						AIR QUAL STAT	
	NO	DESCRIPTION / STATE ID	TYPE	2011	2012	2013	2014	REMAINING			
STATE OF WISCONSIN	438 (436)	PAINTING AND FENCE REPLACEMENT ON THE MENOMONEE FALLS PEDESTRIAN BRIDGE OVER USH 41/45 IN WAUKESHA COUNTY	EE	DETAIL COSTS	PE	--	--	--	--	--	EXEMPT
					ROW	--	--	--	--	--	
					CONST	408.3	--	--	--	--	
				OTHER	--	--	--	--	--		
				TOTAL	408.3	--	--	--	--		
SOURCE OF FUNDS NHS	LOCAL	119.0	--	--	--	--					
	STATE	105.3	--	--	--	--					
	FEDERAL	184.0	--	--	--	--					
TOTAL	408.3	--	--	--	--						
WISCONSIN DNR	439 (437)	CONSTRUCTION OF AN UNDERPASS FOR THE GLACIAL DRUMLIN STATE TRAIL AT CTH TT IN THE TOWN OF WAUKESHA	EE	DETAIL COSTS	PE	--	--	--	--	--	EXEMPT
					ROW	--	--	--	--	--	
					CONST	--	278.1	--	--	--	
				OTHER	--	--	--	--	--		
				TOTAL	--	278.1	--	--	--		
SOURCE OF FUNDS STP-E	LOCAL	--	--	--	--	--					
	STATE	--	80.5	--	--	--					
	FEDERAL	--	197.6	--	--	--					
TOTAL	--	278.1	--	--	--						
WAUKESHA COUNTY	440 (438)	RESURFACING OF VARIOUS COUNTY TRUNK HIGHWAYS IN WAUKESHA COUNTY (69.00 MI)	HP	DETAIL COSTS	PE	--	--	--	--	--	EXEMPT
					ROW	--	--	--	--	--	
					CONST	1,900.0	1,900.0	1,900.0	1,900.0	--	
				OTHER	--	--	--	--	--		
				TOTAL	1,900.0	1,900.0	1,900.0	1,900.0	--		
SOURCE OF FUNDS	LOCAL	1,900.0	1,900.0	1,900.0	1,900.0	--					
	STATE	--	--	--	--	--					
	FEDERAL	--	--	--	--	--					
TOTAL	1,900.0	1,900.0	1,900.0	1,900.0	--						
	441	RECONSTRUCTION OF CTH C FROM MILL ST TO OAKWOOD DR IN THE CITY OF DELAFIELD (0.5 MI)	HP	DETAIL COSTS	PE	--	--	--	130.0	--	EXEMPT
					ROW	--	--	--	--	--	
					CONST	--	--	--	--	--	
				OTHER	--	--	--	--	1,825.0		
				TOTAL	--	--	--	130.0	1,825.0		
SOURCE OF FUNDS	LOCAL	--	--	--	130.0	--					
	STATE	--	--	--	--	--					
	FEDERAL	--	--	--	--	--					
TOTAL	--	--	--	130.0	--						
	442 (439)	REPLACEMENT OF CTH CW BRIDGE OVER ASHIPUN RIVER IN THE TOWN OF OCONOMOWOC (P-67-0046)	HP	DETAIL COSTS	PE	125.0	--	--	--	--	EXEMPT
					ROW	--	60.0	--	--	--	
					CONST	--	--	667.0	--	--	
				OTHER	--	--	--	--	--		
				TOTAL	125.0	60.0	667.0	--	--		
SOURCE OF FUNDS BRF	LOCAL	125.0	--	133.0	--	--					
	STATE	--	60.0	--	--	--					
	FEDERAL	--	--	534.0	--	--					
TOTAL	125.0	60.0	667.0	--	--						
	443	RECONSTRUCTION WITH TRAFFIC SIGNALS OF THE INTERSECTION OF CTH D (CLEVELAND AVE) AND CALHOUN RD IN THE CITY OF NEW BERLIN	HP	DETAIL COSTS	PE	--	--	--	--	--	EXEMPT
					ROW	--	--	--	--	--	
					CONST	1,000.0	--	--	--	--	
				OTHER	--	--	--	--	--		
				TOTAL	1,000.0	--	--	--	--		
SOURCE OF FUNDS	LOCAL	1,000.0	--	--	--	--					
	STATE	--	--	--	--	--					
	FEDERAL	--	--	--	--	--					
TOTAL	1,000.0	--	--	--	--						
	444 (440)	RECONSTRUCTION OF CTH E BRIDGE OVER THE OCONOMOWOC RIVER IN THE TOWN OF MERTON	HP	DETAIL COSTS	PE	--	--	--	--	--	EXEMPT
					ROW	--	--	--	--	--	
					CONST	149.0	--	--	--	--	
				OTHER	--	--	--	--	--		
				TOTAL	149.0	--	--	--	--		
SOURCE OF FUNDS	LOCAL	149.0	--	--	--	--					
	STATE	--	--	--	--	--					
	FEDERAL	--	--	--	--	--					
TOTAL	149.0	--	--	--	--						
	445	REHABILITATION OF CTH ES (FOX ST) BRIDGE (B-67-0147) OVER THE FOX RIVER IN THE VILLAGE OF MUKWONAGO	HP	DETAIL COSTS	PE	--	150.0	--	--	--	EXEMPT
					ROW	--	--	--	--	--	
					CONST	--	--	878.0	--	--	
				OTHER	--	--	--	--	--		
				TOTAL	--	150.0	878.0	--	--		
SOURCE OF FUNDS BRF	LOCAL	--	150.0	176.0	--	--					
	STATE	--	--	--	--	--					
	FEDERAL	--	--	702.0	--	--					
TOTAL	--	150.0	878.0	--	--						

TRANSPORTATION IMPROVEMENT PROGRAM FOR THE MILWAUKEE TRANSPORTATION MANAGEMENT AREA --
WAUKESHA COUNTY 2011-2014

PROJECT SPONSOR	PROJECT			ESTIMATED COSTS (\$1,000)					AIR QUAL STAT	
	NO	DESCRIPTION / STATE ID	TYPE	2011	2012	2013	2014	REMAINING		
WAUKESHA COUNTY	454 (930)	CONSTRUCTION OF WEST WAUKESHA BYPASS WITH ADDITIONAL LANES FROM USH 18 TO NORTHVIEW RD IN THE TOWN AND CITY OF WAUKESHA (5.30 MI) 7009991 2788-01-00	HI	DETAIL COSTS	PE	--	--	--	--	--
				ROW	2,000.0	1,000.0	--	--	--	
				CONST	--	3,600.0	--	--	--	
				OTHER	--	--	--	--	--	
				TOTAL	2,000.0	4,600.0	--	--	--	
				SOURCE OF FUNDS	LOCAL	2,000.0	4,600.0	--	--	
				STATE	--	--	--	--	--	
				FEDERAL	--	--	--	--	--	
				TOTAL	2,000.0	4,600.0	--	--	--	
	455 (450)	RECONSTRUCTION WITH ADDITIONAL LANES OF JANESVILLE RD (CTH L) FROM RACINE AVE (CTH Y) TO MOORLAND RD (CTH O) IN THE CITY OF MUSKEGO (2.30 MI) 7000010 2380-00-73	HI	DETAIL COSTS	PE	--	--	--	--	--
				ROW	900.0	--	--	--	--	
				CONST	--	7,475.0	7,475.0	--	--	
				OTHER	--	--	--	--	--	
				TOTAL	900.0	7,475.0	7,475.0	--	--	
				SOURCE OF FUNDS	LOCAL	900.0	7,475.0	1,495.0	--	
				STATE	--	--	--	--	--	
				FEDERAL	--	--	5,980.0	--	--	
				TOTAL	900.0	7,475.0	7,475.0	--	--	
	456 (452)	RECONSTRUCTION WITH ADDITIONAL LANES OF SILVER SPRING DR (CTH VV) FROM MARCY RD TO BETTE DR IN THE VILLAGE OF MENOMONEE FALLS (1.50 MI) 7000002 2753-06-70	HI	DETAIL COSTS	PE	--	--	--	--	--
				ROW	--	--	--	--	--	
				CONST	7,374.3	--	--	--	--	
				OTHER	--	--	--	--	--	
				TOTAL	7,374.3	--	--	--	--	
				SOURCE OF FUNDS	LOCAL	1,474.9	--	--	--	
				STATE	--	--	--	--	--	
				FEDERAL	5,899.4	--	--	--	--	
				TOTAL	7,374.3	--	--	--	--	
	457 (453)	RECONSTRUCTION WITH ADDITIONAL LANES OF SILVER SPRING DR (CTH VV) FROM CTH Y (LANNON RD) TO MARCY RD IN THE VILLAGE OF MENOMONEE FALLS (1.50 MI) 7000022	HI	DETAIL COSTS	PE	--	--	--	--	--
				ROW	600.0	1,200.0	--	--	--	
				CONST	--	--	9,500.0	--	--	
				OTHER	--	--	--	--	--	
				TOTAL	600.0	1,200.0	9,500.0	--	--	
				SOURCE OF FUNDS	LOCAL	600.0	1,200.0	1,900.0	--	
				STATE	--	--	--	--	--	
				FEDERAL	--	--	7,600.0	--	--	
				TOTAL	600.0	1,200.0	9,500.0	--	--	
	458 (456)	OPERATING ASSISTANCE FOR WAUKESHA COUNTY TRANSIT SERVICE: 2009-2012 7007999	TP	DETAIL COSTS	PE	--	--	--	--	--
				ROW	--	--	--	--	--	
				CONST	--	--	--	--	--	
				OTHER	5,000.0	5,150.0	5,304.5	5,463.7	--	
				TOTAL	5,000.0	5,150.0	5,304.5	5,463.7	--	
				SOURCE OF FUNDS	LOCAL	2,000.0	2,060.0	2,121.8	2,185.5	
				STATE	3,000.0	3,090.0	3,182.7	3,278.2	--	
				FEDERAL	--	--	--	--	--	
				TOTAL	5,000.0	5,150.0	5,304.5	5,463.7	--	
	459 (457)	CAPITAL COSTS OF THIRD PARTY CONTRACTING FOR WAUKESHA COUNTY TRANSIT SERVICE 7000036	TP	DETAIL COSTS	PE	--	--	--	--	--
				ROW	--	--	--	--	--	
				CONST	--	--	--	--	--	
				OTHER	550.0	550.0	550.0	550.0	--	
				TOTAL	550.0	550.0	550.0	550.0	--	
				SOURCE OF FUNDS	LOCAL	110.0	110.0	110.0	110.0	
				STATE	--	--	--	--	--	
				FEDERAL	440.0	440.0	440.0	440.0	--	
				TOTAL	550.0	550.0	550.0	550.0	--	
	460 (458)	PROVIDE USER-SIDE SUBSIDY ADVANCE RESERVATION AND ELDERLY/DEMAND RESPONSIVE TRANSPORTATION SERVICES FOR ELDERLY & DISABLED PERSONS IN WAUKESHA COUNTY (SEC 85.21) 7000141	TP	DETAIL COSTS	PE	--	--	--	--	--
				ROW	--	--	--	--	--	
				CONST	--	--	--	--	--	
				OTHER	900.5	927.5	955.3	984.2	--	
				TOTAL	900.5	927.5	955.3	984.2	--	
				SOURCE OF FUNDS	LOCAL	150.1	154.6	159.2	164.2	
				STATE	750.4	772.9	796.1	820.0	--	
				FEDERAL	--	--	--	--	--	
				TOTAL	900.5	927.5	955.3	984.2	--	
	461 (459)	ENHANCEMENT PROJECTS FOR WAUKESHA COUNTY TRANSIT WHICH MAY INCLUDE ENHANCED ACCESS FOR PERSONS WITH DISABILITIES OR BICYCLISTS AND PEDESTRIANS, LANDSCAPING, PUBLIC ART, OR HISTORIC PRESERVATION 7000027	TP	DETAIL COSTS	PE	--	--	--	--	--
				ROW	--	--	--	--	--	
				CONST	--	--	--	--	--	
				OTHER	6.0	6.0	6.0	6.0	--	
				TOTAL	6.0	6.0	6.0	6.0	--	
				SOURCE OF FUNDS	LOCAL	1.2	1.2	1.2	1.2	
				STATE	--	--	--	--	--	
				FEDERAL	4.8	4.8	4.8	4.8	--	
				TOTAL	6.0	6.0	6.0	6.0	--	

TRANSPORTATION IMPROVEMENT PROGRAM FOR THE MILWAUKEE TRANSPORTATION MANAGEMENT AREA --
WAUKESHA COUNTY 2011-2014

PROJECT SPONSOR	PROJECT			ESTIMATED COSTS (\$1,000)						AIR QUAL STAT
	NO	DESCRIPTION / STATE ID	TYPE	2011	2012	2013	2014	REMAINING		
MENOMONEE FALLS (VILLAGE)	470 (466)	RECONSTRUCTION OF PILGRIM RD FROM 300 FT SOUTH OF MAIN ST TO USH 41/45 IN THE VILLAGE OF MENOMONEE FALLS (0.33 MI)	HP	DETAIL COSTS	PE	--	--	--	--	EXEMPT
					ROW	19.4	--	--	--	
					CONST	--	2,150.6	--	--	
				OTHER	--	--	--	--		
				TOTAL	19.4	2,150.6	--	--		
SOURCE OF FUNDS STP-M	LOCAL STATE	3.9	430.1	--	--					
	FEDERAL	15.5	1,720.5	--	--					
	TOTAL	19.4	2,150.6	--	--					
7179999	2782-11-70									
NEW BERLIN (CITY)	471 (468)	RECONSTRUCTION OF COFFEE RD FROM W NATIONAL AVE TO S CALHOUN RD IN THE CITY OF NEW BERLIN (1.32 MI)	HP	DETAIL COSTS	PE	--	--	--	--	EXEMPT
					ROW	--	--	--	--	
					CONST	5,175.0	--	--	--	
				OTHER	--	--	--	--		
				TOTAL	5,175.0	--	--	--		
SOURCE OF FUNDS STP-M	LOCAL STATE	1,479.0	--	--	--					
	FEDERAL	3,696.0	--	--	--					
	TOTAL	5,175.0	--	--	--					
7240000	2722-10-70									
	472 (469)	RECONSTRUCTION OF W LINCOLN AVE FROM S CALHOUN RD AND S MOORLAND RD (CTH O) (1.0 MI)	HP	DETAIL COSTS	PE	--	--	--	--	EXEMPT
					ROW	--	--	--	--	
					CONST	5,577.5	--	--	--	
				OTHER	100.0	--	--	--		
				TOTAL	5,677.5	--	--	--		
SOURCE OF FUNDS STP-M	LOCAL STATE	3,025.1	--	--	--					
	FEDERAL	2,652.4	--	--	--					
	TOTAL	5,677.5	--	--	--					
7249997	2722-11-70									
	473 (470)	RECONDITION OF S 124TH ST FROM GRANGE AVE AND COLD SPRING RD (1.86 MI)	HP	DETAIL COSTS	PE	--	--	--	--	EXEMPT
					ROW	--	--	--	--	
					CONST	2,823.0	--	--	--	
				OTHER	--	--	--	--		
				TOTAL	2,823.0	--	--	--		
SOURCE OF FUNDS STP-M	LOCAL STATE	564.6	--	--	--					
	FEDERAL	2,258.4	--	--	--					
	TOTAL	2,823.0	--	--	--					
7249999	2175-07-70									
OCONOMOWOC (TOWN)	474 (472)	REPLACEMENT OF THE MILL ST BRIDGE OVER THE ASHIPUN RIVER IN THE TOWN OF OCONOMOWOC (P-67-0021)	OH	DETAIL COSTS	PE	--	--	--	--	EXEMPT
					ROW	--	--	--	--	
					CONST	307.6	--	--	--	
				OTHER	--	--	--	--		
				TOTAL	307.6	--	--	--		
SOURCE OF FUNDS BRP	LOCAL STATE	61.5	--	--	--					
	FEDERAL	246.1	--	--	--					
	TOTAL	307.6	--	--	--					
7270001	3852-02-76									
PEWAUKEE (CITY)	475 (474)	CONSTRUCTION OF A BICYCLE/PEDESTRIAN PATH ON CTH J FROM CTH M TO GREEN RD IN THE CITY OF PEWAUKEE (1.20 MI)	EE	DETAIL COSTS	PE	22.5	--	--	--	EXEMPT
					ROW	--	26.4	--	--	
					CONST	--	--	115.3	--	
				OTHER	--	11.0	--	--		
				TOTAL	22.5	37.4	115.3	--		
SOURCE OF FUNDS CMAQ	LOCAL STATE	4.5	10.2	31.3	--					
	FEDERAL	18.0	27.2	84.0	--					
	TOTAL	22.5	37.4	115.3	--					
7310002	1693-30-77									
	476 (475)	CONSTRUCTION OF A BICYCLE/PEDESTRIAN PATH ON CTH J FROM CTH M TO GREEN RD IN THE CITY OF PEWAUKEE	EE	DETAIL COSTS	PE	57.5	--	--	--	EXEMPT
					ROW	--	64.6	--	--	
					CONST	--	--	347.1	--	
				OTHER	--	--	11.0	--		
				TOTAL	57.5	64.6	358.1	--		
SOURCE OF FUNDS CMAQ	LOCAL STATE	11.5	16.6	97.3	--					
	FEDERAL	46.0	48.0	260.8	--					
	TOTAL	57.5	64.6	358.1	--					
7310001	1693-30-06									
WAUKESHA (CITY)	477 (789)	RESURFACING OF CLINTON ST FROM WISCONSIN AVE TO BROADWAY IN THE CITY OF WAUKESHA (0.20 MI)	HP	DETAIL COSTS	PE	--	--	--	--	EXEMPT
					ROW	--	--	--	--	
					CONST	100.0	--	--	--	
				OTHER	--	--	--	--		
				TOTAL	100.0	--	--	--		
SOURCE OF FUNDS	LOCAL STATE	100.0	--	--	--					
	FEDERAL	--	--	--	--					
	TOTAL	100.0	--	--	--					
R	7379942									

TRANSPORTATION IMPROVEMENT PROGRAM FOR THE MILWAUKEE TRANSPORTATION MANAGEMENT AREA --
WAUKESHA COUNTY 2011-2014

PROJECT SPONSOR	PROJECT			ESTIMATED COSTS (\$1,000)						AIR QUAL STAT	
	NO	DESCRIPTION / STATE ID	TYPE	2011	2012	2013	2014	REMAINING			
WAUKESHA (CITY)	478 (476)	RECONSTRUCTION OF N EAST AVE FROM A POINT 175 FEET SOUTH OF WABASH AVE AND COLLEGE AVE (0.5 MI) 7379998 2718-11-70	HP	DETAIL COSTS	PE	288.0	--	--	--	--	EXEMPT
					ROW	--	15.4	--	--	--	
					CONST	--	--	1,414.5	--	--	
				OTHER	--	--	--	--	--		
				TOTAL	288.0	15.4	1,414.5	--	--		
SOURCE OF FUNDS STP-M	LOCAL	57.6	3.4	310.5	--	--					
	STATE	--	--	--	--	--					
	FEDERAL	230.4	12.0	1,104.0	--	--					
TOTAL	288.0	15.4	1,414.5	--	--						
	479 (477)	RESURFACING OF N EAST AVE FROM SUNSET DR AND A POINT 175 FEET SOUTH OF WABASH AVE (0.49 MI) 7379994 2718-12-70	HP	DETAIL COSTS	PE	132.0	--	--	--	--	EXEMPT
					ROW	--	10.3	--	--	--	
					CONST	--	--	648.3	--	--	
				OTHER	--	--	--	--	--		
				TOTAL	132.0	10.3	648.3	--	--		
SOURCE OF FUNDS STP-M	LOCAL	26.4	2.3	142.3	--	--					
	STATE	--	--	--	--	--					
	FEDERAL	105.6	8.0	506.0	--	--					
TOTAL	132.0	10.3	648.3	--	--						
R	480 (791)	RESURFACING OF GRANDVIEW BLVD FROM MACARTHUR RD TO HOWARD ST IN THE CITY OF WAUKESHA (0.30 MI) 7379937	HP	DETAIL COSTS	PE	--	--	--	--	--	EXEMPT
					ROW	--	--	--	--	--	
					CONST	175.0	--	--	--	--	
				OTHER	--	--	--	--	--		
				TOTAL	175.0	--	--	--	--		
SOURCE OF FUNDS	LOCAL	175.0	--	--	--	--					
	STATE	--	--	--	--	--					
	FEDERAL	--	--	--	--	--					
TOTAL	175.0	--	--	--	--						
R	481 (792)	RESURFACING OF GRANDVIEW BLVD FROM CAMBRIDGE DR TO MADISON ST IN THE CITY OF WAUKESHA (0.60 MI) 7379936	HP	DETAIL COSTS	PE	--	--	--	--	--	EXEMPT
					ROW	--	--	--	--	--	
					CONST	280.0	--	--	--	--	
				OTHER	--	--	--	--	--		
				TOTAL	280.0	--	--	--	--		
SOURCE OF FUNDS	LOCAL	280.0	--	--	--	--					
	STATE	--	--	--	--	--					
	FEDERAL	--	--	--	--	--					
TOTAL	280.0	--	--	--	--						
R	482 (478)	RECONSTRUCTION OF MACARTHUR RD FROM BURRIE LANE TO COMANCHE LANE IN THE CITY OF WAUKESHA (0.55 MI) 7370009	HP	DETAIL COSTS	PE	--	--	--	--	--	EXEMPT
					ROW	--	--	--	--	--	
					CONST	--	--	--	500.0	--	
				OTHER	--	--	--	--	--		
				TOTAL	--	--	--	500.0	--		
SOURCE OF FUNDS	LOCAL	--	--	--	500.0	--					
	STATE	--	--	--	--	--					
	FEDERAL	--	--	--	--	--					
TOTAL	--	--	--	500.0	--						
R	483 (793)	RESURFACING OF MACARTHUR RD FROM 150 FEET WEST OF BURRIE LN TO ST PAUL AVE IN THE CITY OF WAUKESHA (0.60 MI) 7379932	HP	DETAIL COSTS	PE	--	--	--	--	--	EXEMPT
					ROW	--	--	--	--	--	
					CONST	350.0	--	--	--	--	
				OTHER	--	--	--	--	--		
				TOTAL	350.0	--	--	--	--		
SOURCE OF FUNDS	LOCAL	350.0	--	--	--	--					
	STATE	--	--	--	--	--					
	FEDERAL	--	--	--	--	--					
TOTAL	350.0	--	--	--	--						
R	484 (830)	RESURFACING OF MICHIGAN AVE FROM MANCHESTER DR TO GREENMEADOW DR IN THE CITY OF WAUKESHA (0.20 MI) 7379930	HP	DETAIL COSTS	PE	--	--	--	--	--	EXEMPT
					ROW	--	--	--	--	--	
					CONST	115.0	--	--	--	--	
				OTHER	--	--	--	--	--		
				TOTAL	115.0	--	--	--	--		
SOURCE OF FUNDS	LOCAL	115.0	--	--	--	--					
	STATE	--	--	--	--	--					
	FEDERAL	--	--	--	--	--					
TOTAL	115.0	--	--	--	--						
R	485 (479)	RECONSTRUCTION OF NORTHVIEW RD FROM MEADOWBROOK RD TO PEBBLE VALLEY RD IN THE CITY OF WAUKESHA (1.35 MI) 7370019	HP	DETAIL COSTS	PE	--	--	--	--	--	EXEMPT
					ROW	--	--	--	--	--	
					CONST	--	--	1,100.0	940.0	--	
				OTHER	--	--	--	--	--		
				TOTAL	--	--	1,100.0	940.0	--		
SOURCE OF FUNDS	LOCAL	--	--	1,100.0	940.0	--					
	STATE	--	--	--	--	--					
	FEDERAL	--	--	--	--	--					
TOTAL	--	--	1,100.0	940.0	--						

TRANSPORTATION IMPROVEMENT PROGRAM FOR THE MILWAUKEE TRANSPORTATION MANAGEMENT AREA --
WAUKESHA COUNTY 2011-2014

PROJECT SPONSOR	PROJECT			ESTIMATED COSTS (\$1,000)					AIR QUAL STAT	
	NO	DESCRIPTION / STATE ID	TYPE	2011	2012	2013	2014	REMAINING		
WAUKESHA (CITY)	486 (797) R	RECONSTRUCTION OF W ST PAUL AVE FROM WISCONSIN AVE/ W NORTH ST TO MADISON ST IN THE CITY OF WAUKESHA (0.25 MI) 7379949	HP	DETAIL COSTS	PE	--	--	--	--	EXEMPT
					ROW	--	--	--	--	
					CONST	--	--	980.0	--	
				OTHER	--	--	--	--		
				TOTAL	--	--	980.0	--		
SOURCE OF FUNDS	LOCAL STATE	--	--	980.0	--					
	FEDERAL	--	--	--	--					
	TOTAL	--	--	980.0	--					
	487 (835) R	RESURFACING OF UNIVERSITY DRIVE FROM 150 FEET SOUTH OF GLENDON WAY TO NORTHVIEW RD IN THE CITY OF WAUKESHA (0.60 MI) 7379925	HP	DETAIL COSTS	PE	--	--	--	--	EXEMPT
					ROW	--	--	--	--	
					CONST	--	--	350.0	--	
				OTHER	--	--	--	--		
				TOTAL	--	--	350.0	--		
SOURCE OF FUNDS	LOCAL STATE	--	--	350.0	--					
	FEDERAL	--	--	--	--					
	TOTAL	--	--	350.0	--					
	488 (481)	RECONSTRUCTION WITH ADDITIONAL LANES OF MEADOWBROOK RD (WEST WAUKESHA BYPASS) FROM NORTHVIEW RD TO ROLLING RIDGE DR IN THE CITY OF WAUKESHA (0.53 MI) 7370015	HI	DETAIL COSTS	PE	--	--	--	--	NON-EXEMPT
					ROW	--	--	--	--	
					CONST	--	2,000.0	--	--	
				OTHER	--	--	--	--		
				TOTAL	--	2,000.0	--	--		
SOURCE OF FUNDS	LOCAL STATE	--	2,000.0	--	--					
	FEDERAL	--	--	--	--					
	TOTAL	--	2,000.0	--	--					
	489 (483)	OPERATING ASSISTANCE FOR THE WAUKESHA METRO TRANSIT SYSTEM 7370016	TP	DETAIL COSTS	PE	--	--	--	--	EXEMPT
					ROW	--	--	--	--	
					CONST	--	--	--	--	
				OTHER	4,187.0	4,312.6	4,442.0	4,575.3		
				TOTAL	4,187.0	4,312.6	4,442.0	4,575.3		
SOURCE OF FUNDS	LOCAL STATE	883.5	1,191.2	1,227.0	1,263.8					
	FEDERAL	3,303.5	3,121.4	3,215.0	3,311.5					
	TOTAL	4,187.0	4,312.6	4,442.0	4,575.3					
	490 (485)	CAPITAL MAINTENANCE FOR WAUKESHA METRO TRANSIT 7370020	TP	DETAIL COSTS	PE	--	--	--	--	EXEMPT
					ROW	--	--	--	--	
					CONST	--	--	--	--	
				OTHER	600.0	600.0	600.0	600.0		
				TOTAL	600.0	600.0	600.0	600.0		
SOURCE OF FUNDS FTA 5307	LOCAL STATE	120.0	120.0	120.0	120.0					
	FEDERAL	480.0	480.0	480.0	480.0					
	TOTAL	600.0	600.0	600.0	600.0					
	491 (486)	AUTOMATED DATA PROCESSING SOFTWARE UPGRADES FOR WAUKESHA METRO TRANSIT 7370025	TP	DETAIL COSTS	PE	--	--	--	--	EXEMPT
					ROW	--	--	--	--	
					CONST	--	--	--	--	
				OTHER	2.0	2.0	2.0	2.0		
				TOTAL	2.0	2.0	2.0	2.0		
SOURCE OF FUNDS FTA 5307	LOCAL STATE	0.4	0.4	0.4	0.4					
	FEDERAL	1.6	1.6	1.6	1.6					
	TOTAL	2.0	2.0	2.0	2.0					
	492 (487)	REPLACEMENT OF 35 FOOT BUSES FOR WAUKESHA METRO TRANSIT (3 IN 2011, 4 IN 2012, 3 IN 2013) 7370018	TP	DETAIL COSTS	PE	--	--	--	--	EXEMPT
					ROW	--	--	--	--	
					CONST	--	--	--	--	
				OTHER	1,236.0	1,732.0	1,364.0	--		
				TOTAL	1,236.0	1,732.0	1,364.0	--		
SOURCE OF FUNDS FTA 5309	LOCAL STATE	247.2	346.4	272.8	--					
	FEDERAL	988.8	1,385.6	1,091.2	--					
	TOTAL	1,236.0	1,732.0	1,364.0	--					
	493 (489)	REPLACE AND UPGRADE DOWNTOWN TRANSIT CENTER CAMERA SYSTEM. 7379992	TP	DETAIL COSTS	PE	--	--	--	--	EXEMPT
					ROW	--	--	--	--	
					CONST	--	--	--	--	
				OTHER	55.0	--	--	--		
				TOTAL	55.0	--	--	--		
SOURCE OF FUNDS FTA 5307	LOCAL STATE	11.0	--	--	--					
	FEDERAL	44.0	--	--	--					
	TOTAL	55.0	--	--	--					

TRANSPORTATION IMPROVEMENT PROGRAM FOR THE MILWAUKEE TRANSPORTATION MANAGEMENT AREA --
WAUKESHA COUNTY 2011-2014

PROJECT SPONSOR	PROJECT			ESTIMATED COSTS (\$1,000)					AIR QUAL STAT		
	NO	DESCRIPTION / STATE ID	TYPE	2011	2012	2013	2014	REMAINING			
WAUKESHA (CITY)	494 (492) R	BUS ENGINE AND TRANSMISSION REBUILDS FOR WAUKESHA METRO TRANSIT: 4 IN 2011, 3 IN 2012, 4 IN 2014. 7370026	TP	DETAIL COSTS	PE	--	--	--	--	--	
					ROW	--	--	--	--	--	
					CONST	--	--	--	--	--	
					OTHER	154.0	120.0	--	160.0	--	
					TOTAL	154.0	120.0	--	160.0	--	
SOURCE OF FUNDS FTA 5309	LOCAL STATE	30.8	24.0	--	32.0	--					
	FEDERAL	123.2	96.0	--	128.0	--					
	TOTAL	154.0	120.0	--	160.0	--					
		495 (493)	TIRE LEASE FOR THE WAUKESHA METRO TRANSIT SYSTEM 7370051	TP	DETAIL COSTS	PE	--	--	--	--	--
						ROW	--	--	--	--	--
CONST						--	--	--	--	--	
OTHER						33.0	34.0	35.0	36.0	--	
TOTAL						33.0	34.0	35.0	36.0	--	
SOURCE OF FUNDS FTA 5307	LOCAL STATE	6.6	6.8	7.0	7.2	--					
	FEDERAL	26.4	27.2	28.0	28.8	--					
	TOTAL	33.0	34.0	35.0	36.0	--					
		496 (496)	ENHANCEMENT PROJECTS FOR WAUKESHA METRO TRANSIT WHICH MAY INCLUDE ENHANCED ACCESS FOR PERSONS WITH DISABILITIES OR BICYCLISTS AND PEDESTRIANS, LANDSCAPING, PUBLIC ART, OR HISTORIC PRESERVATION 7370039	TP	DETAIL COSTS	PE	--	--	--	--	--
						ROW	--	--	--	--	--
CONST						--	--	--	--	--	
OTHER						6.0	6.0	6.0	6.0	--	
TOTAL						6.0	6.0	6.0	6.0	--	
SOURCE OF FUNDS FTA 5307	LOCAL STATE	1.2	1.2	1.2	1.2	--					
	FEDERAL	4.8	4.8	4.8	4.8	--					
	TOTAL	6.0	6.0	6.0	6.0	--					
		497 (498)	CONSTRUCTION OF A WALKWAY FROM THE WAUKESHA METRO TRANSIT CENTER TO THE RIVERWALK IN THE CITY OF WAUKESHA 7370038	TP	DETAIL COSTS	PE	--	--	--	--	--
						ROW	--	--	--	--	--
CONST						--	--	--	200.0	--	
OTHER						--	--	--	--	--	
TOTAL						--	--	--	200.0	--	
SOURCE OF FUNDS STP-E	LOCAL STATE	--	--	--	40.0	--					
	FEDERAL	--	--	--	160.0	--					
	TOTAL	--	--	--	200.0	--					
		498	LOCAL MARKETING FOR WAUKESHA METRO TRANSIT SYSTEM 7379938	TP	DETAIL COSTS	PE	--	--	--	--	--
						ROW	--	--	--	--	--
CONST						--	--	--	--	--	
OTHER						34.4	--	--	--	--	
TOTAL						34.4	--	--	--	--	
SOURCE OF FUNDS CMAQ	LOCAL STATE	6.9	--	--	--	--					
	FEDERAL	27.5	--	--	--	--					
	TOTAL	34.4	--	--	--	--					
		499	REPLACEMENT OF ADP HARDWARE (AVL COMPUTER EQUIPMENT) FOR WAUKESHA METRO TRANSIT SYSTEM 7379933	TP	DETAIL COSTS	PE	--	--	--	--	--
						ROW	--	--	--	--	--
CONST						--	--	--	--	--	
OTHER						--	--	60.0	--	--	
TOTAL						--	--	60.0	--	--	
SOURCE OF FUNDS FTA 5307	LOCAL STATE	--	--	12.0	--	--					
	FEDERAL	--	--	48.0	--	--					
	TOTAL	--	--	60.0	--	--					
		500	REPLACEMENT OF TWO BREATH ALCOHOL TESTING UNITS FOR THE CITY OF WAUKESHA METRO TRANSIT SYSTEM 7379963	TP	DETAIL COSTS	PE	--	--	--	--	--
						ROW	--	--	--	--	--
CONST						--	--	--	--	--	
OTHER						6.0	--	--	--	--	
TOTAL						6.0	--	--	--	--	
SOURCE OF FUNDS FTA 5307	LOCAL STATE	1.2	--	--	--	--					
	FEDERAL	4.8	--	--	--	--					
	TOTAL	6.0	--	--	--	--					
		501	REPLACEMENT OF FLOOR SCRUBBER FOR WAUKESHA METRO TRANSIT SYSTEM 7379969	TP	DETAIL COSTS	PE	--	--	--	--	--
						ROW	--	--	--	--	--
CONST						--	--	--	--	--	
OTHER						--	--	12.0	--	--	
TOTAL						--	--	12.0	--	--	
SOURCE OF FUNDS FTA 5307	LOCAL STATE	--	--	2.4	--	--					
	FEDERAL	--	--	9.6	--	--					
	TOTAL	--	--	12.0	--	--					

TRANSPORTATION IMPROVEMENT PROGRAM FOR THE MILWAUKEE TRANSPORTATION MANAGEMENT AREA --
WAUKESHA COUNTY 2011-2014

PROJECT SPONSOR	PROJECT			ESTIMATED COSTS (\$1,000)					AIR QUAL STAT	
	NO	DESCRIPTION / STATE ID	TYPE		2011	2012	2013	2014		REMAINING
WAUKESHA (CITY)	502	UPGRADE OF THE AUTOMATED HVAC SYSTEM SOFTWARE AND CONTROLS FOR WAUKESHA METRO TRANSIT SYSTEM 7379958	TP	DETAIL COSTS	PE	--	--	--	--	--
					ROW	--	--	--	--	--
				CONST	--	--	--	--	--	
				OTHER	20.0	--	--	--	--	
					TOTAL	20.0	--	--	--	--
				SOURCE OF FUNDS	LOCAL STATE	--	--	--	--	--
				FTA 5307	FEDERAL	4.0	--	--	--	--
					FEDERAL	16.0	--	--	--	--
					TOTAL	20.0	--	--	--	--
	503	REPLACEMENT OF A/C RECLAIMER-RECYCLER FOR WAUKESHA METRO TRANSIT SYSTEM 7370036	TP	DETAIL COSTS	PE	--	--	--	--	--
					ROW	--	--	--	--	--
				CONST	--	--	--	--	--	
				OTHER	--	--	7.5	--	--	
					TOTAL	--	--	7.5	--	--
				SOURCE OF FUNDS	LOCAL STATE	--	--	1.5	--	--
				FTA 5307	FEDERAL	--	--	--	--	--
					FEDERAL	--	--	6.0	--	--
					TOTAL	--	--	7.5	--	--
	504	PRESSURE WASHER ON TRAILER FOR WAUKESHA METRO TRANSIT SYSTEM 7370033	TP	DETAIL COSTS	PE	--	--	--	--	--
					ROW	--	--	--	--	--
				CONST	--	--	--	--	--	
				OTHER	12.0	--	--	--	--	
					TOTAL	12.0	--	--	--	--
				SOURCE OF FUNDS	LOCAL STATE	2.4	--	--	--	--
				FTA 5307	FEDERAL	--	--	--	--	--
					FEDERAL	9.6	--	--	--	--
					TOTAL	12.0	--	--	--	--
	505	REPLACEMENT OF PHOTOCOPY MACHINES FOR WAUKESHA METRO TRANSIT SYSTEM 7370017	TP	DETAIL COSTS	PE	--	--	--	--	--
					ROW	--	--	--	--	--
				CONST	--	--	--	--	--	
				OTHER	--	--	10.0	--	--	
					TOTAL	--	--	10.0	--	--
				SOURCE OF FUNDS	LOCAL STATE	--	--	2.0	--	--
				FTA 5307	FEDERAL	--	--	--	--	--
					FEDERAL	--	--	8.0	--	--
					TOTAL	--	--	10.0	--	--
	506	REPLACEMENT OF SERVICE VEHICLE FOR WAUKESHA METRO TRANSIT SYSTEM 7370021	TP	DETAIL COSTS	PE	--	--	--	--	--
					ROW	--	--	--	--	--
				CONST	--	--	--	--	--	
				OTHER	28.0	--	--	--	--	
					TOTAL	28.0	--	--	--	--
				SOURCE OF FUNDS	LOCAL STATE	5.6	--	--	--	--
				FTA 5307	FEDERAL	--	--	--	--	--
					FEDERAL	22.4	--	--	--	--
					TOTAL	28.0	--	--	--	--
	507 (801) R	REPLACE OFFICE CARPET, CEILING TILES, AND WALLCOVERINGS FOR BUILDINGS AT WAUKESHA METRO SYSTEM 7379987	TP	DETAIL COSTS	PE	--	--	--	--	--
					ROW	--	--	--	--	--
				CONST	--	--	--	--	--	
				OTHER	--	--	50.0	--	--	
					TOTAL	--	--	50.0	--	--
				SOURCE OF FUNDS	LOCAL STATE	--	--	10.0	--	--
				FTA 5307	FEDERAL	--	--	--	--	--
					FEDERAL	--	--	40.0	--	--
					TOTAL	--	--	50.0	--	--
	508 (802) R	REPLACEMENT OF SHOP HOSE REELS FOR CITY OF WAUKESHA METRO SYSTEM 7379948	TP	DETAIL COSTS	PE	--	--	--	--	--
					ROW	--	--	--	--	--
				CONST	--	--	--	--	--	
				OTHER	--	24.6	--	--	--	
					TOTAL	--	24.6	--	--	--
				SOURCE OF FUNDS	LOCAL STATE	--	4.9	--	--	--
				FTA 5307	FEDERAL	--	--	--	--	--
					FEDERAL	--	19.7	--	--	--
					TOTAL	--	24.6	--	--	--
	509 (804) R	REPLACE WASH LANE DOOR FOR WAUKESHA METRO TRANSIT 7379980	TP	DETAIL COSTS	PE	--	--	--	--	--
					ROW	--	--	--	--	--
				CONST	--	--	--	--	--	
				OTHER	--	12.0	--	--	--	
					TOTAL	--	12.0	--	--	--
				SOURCE OF FUNDS	LOCAL STATE	--	2.4	--	--	--
				FTA 5307	FEDERAL	--	--	--	--	--
					FEDERAL	--	9.6	--	--	--
					TOTAL	--	12.0	--	--	--

TRANSPORTATION IMPROVEMENT PROGRAM FOR THE MILWAUKEE TRANSPORTATION MANAGEMENT AREA --
WAUKESHA COUNTY 2011-2014

PROJECT SPONSOR	PROJECT			ESTIMATED COSTS (\$1,000)						AIR QUAL STAT	
	NO	DESCRIPTION / STATE ID	TYPE		2011	2012	2013	2014	REMAINING		
COMMUNITY ACTION COALITION	518	OPERATING COSTS FOR WORK-N-WHEELS VEHICLE LOAN PROGRAM FOR LOW-INCOME PERSONS IN WAUKESHA AND JEFFERSON COUNTIES	OH	DETAIL COSTS	PE ROW CONST OTHER	--	--	--	--	--	EXEMPT
					TOTAL	87.6	--	--	--	--	
				SOURCE OF FUNDS	LOCAL STATE FEDERAL	27.3	--	--	--	--	
				FTA 5316	FEDERAL	16.5	--	--	--	--	
					TOTAL	43.8	--	--	--	--	
				7430001	TOTAL	87.6	--	--	--	--	

TRANSPORTATION IMPROVEMENT PROGRAM FOR THE KENOSHA, RACINE, WALWORTH TRANSPORTATION MANAGEMENT AREA -- KENOSHA COUNTY 2011-2014

PROJECT SPONSOR	PROJECT			ESTIMATED COSTS (\$1,000)						AIR QUAL STAT	
	NO	DESCRIPTION / STATE ID	TYPE	2011	2012	2013	2014	REMAINING			
STATE OF WISCONSIN (1010)	519 8009774	RECONSTRUCTION OF USH 45 FROM STH 50 TO STH 11 IN KENOSHA AND RACINE COUNTIES (7.80 MI) 3200-01-72	HP	DETAIL COSTS	PE	1,725.0	--	--	--	--	EXEMPT
					ROW	--	--	--	535.0	--	
					CONST	--	--	--	--	--	
				OTHER	--	--	--	--	14,515.0		
				TOTAL	1,725.0	--	--	535.0	14,515.0		
SOURCE OF FUNDS STP-0	LOCAL STATE	--	--	--	--	--					
	FEDERAL	345.0	--	--	535.0	--					
	TOTAL	1,380.0	--	--	--	--					
	520 8000003	RECONSTRUCTION OF THE INTERSECTION OF USH 45 AND CTH K IN THE VILLAGE OF BRISTOL AND TOWN OF PARIS 3200-01-73	HP	DETAIL COSTS	PE	200.0	--	--	--	--	EXEMPT
					ROW	--	535.0	--	--	--	
					CONST	--	--	--	--	--	
				OTHER	--	--	--	--	--		
				TOTAL	200.0	535.0	--	--	--		
SOURCE OF FUNDS STP-0	LOCAL STATE	--	--	--	--	--					
	FEDERAL	40.0	535.0	--	--	--					
	TOTAL	160.0	--	--	--	--					
	521 8000117	RESURFACING OF USH 45 FROM THE ILLINOIS STATE LINE TO STH 50 IN KENOSHA COUNTY (5.50 MI) 3200-02-73	HP	DETAIL COSTS	PE	194.2	--	--	--	--	EXEMPT
					ROW	--	--	--	--	--	
					CONST	--	1,812.1	--	--	--	
				OTHER	--	--	--	--	--		
				TOTAL	194.2	1,812.1	--	--	--		
SOURCE OF FUNDS STP-0	LOCAL STATE	--	--	--	--	--					
	FEDERAL	38.8	362.4	--	--	--					
	TOTAL	155.4	1,449.7	--	--	--					
	522 8009795	RESURFACING OF STH 31 (GREEN BAY RD) FROM STH 50 TO CTH S IN THE CITY OF KENOSHA (2.59 MI) 3330-02-30	HP	DETAIL COSTS	PE	369.6	--	--	--	--	EXEMPT
					ROW	--	--	--	--	--	
					CONST	--	--	--	--	3,380.4	
				OTHER	--	--	--	--	--		
				TOTAL	369.6	--	--	--	3,380.4		
SOURCE OF FUNDS NHS	LOCAL STATE	--	--	--	--	--					
	FEDERAL	73.9	--	--	--	--					
	TOTAL	295.7	--	--	--	--					
	523 8009886	RESURFACING OF STH 32 FROM 50TH ST TO 7TH AVE IN THE CITY OF KENOSHA 3240-09-00	HP	DETAIL COSTS	PE	375.0	--	--	--	--	EXEMPT
					ROW	--	--	--	--	--	
					CONST	--	--	--	--	3,651.1	
				OTHER	--	--	--	--	--		
				TOTAL	375.0	--	--	--	3,651.1		
SOURCE OF FUNDS NHS	LOCAL STATE	93.7	--	--	--	--					
	FEDERAL	281.3	--	--	--	--					
	TOTAL	375.0	--	--	--	--					
	524 8009897	CORRIDOR STUDY OF STH 50 FROM USH 12 TO IH 94 IN KENOSHA AND WALWORTH COUNTIES (24.25 MI) 1310-11-00	HP	DETAIL COSTS	PE	--	--	--	--	--	EXEMPT
					ROW	--	--	--	--	--	
					CONST	--	--	--	--	--	
				OTHER	200.0	--	--	--	--		
				TOTAL	200.0	--	--	--	--		
SOURCE OF FUNDS NHS	LOCAL STATE	--	--	--	--	--					
	FEDERAL	40.0	--	--	--	--					
	TOTAL	160.0	--	--	--	--					
	525 8009804	RECONSTRUCTION OF STH 50 (75TH ST) AND 77TH AVE INTERCHANGE IN THE CITY OF KENOSHA (0.6 MI) 3230-03-71	HP	DETAIL COSTS	PE	535.7	--	--	--	--	EXEMPT
					ROW	--	--	--	--	--	
					CONST	--	--	--	--	5,464.3	
				OTHER	--	--	--	--	--		
				TOTAL	535.7	--	--	--	5,464.3		
SOURCE OF FUNDS STP-0	LOCAL STATE	--	--	--	--	--					
	FEDERAL	107.1	--	--	--	--					
	TOTAL	428.6	--	--	--	--					
	526 8009916	RECONSTRUCTION OF STH 50 (75TH ST) FROM IH-94 TO 43RD AVE IN THE CITY OF KENOSHA AND VILLAGE OF PLEASANT PRAIRIE (4.45 MI) 1310-10-70	HP	DETAIL COSTS	PE	400.0	--	--	--	--	EXEMPT
					ROW	--	--	--	6,000.0	--	
					CONST	--	--	--	--	14,350.0	
				OTHER	--	--	--	--	--		
				TOTAL	400.0	--	--	6,000.0	14,350.0		
SOURCE OF FUNDS NHS	LOCAL STATE	--	--	--	--	--					
	FEDERAL	80.0	--	--	6,000.0	--					
	TOTAL	320.0	--	--	--	--					

TRANSPORTATION IMPROVEMENT PROGRAM FOR THE KENOSHA, RACINE, WALWORTH TRANSPORTATION MANAGEMENT AREA -- KENOSHA COUNTY 2011-2014

PROJECT SPONSOR	PROJECT			ESTIMATED COSTS (\$1,000)					AIR QUAL STAT		
	NO	DESCRIPTION / STATE ID	TYPE	2011	2012	2013	2014	REMAINING			
STATE OF WISCONSIN	527 (954)	RESURFACING OF STH 50 (75TH ST) FROM IH 94 TO 43RD AVE IN THE CITY OF KENOSHA (4.45 MI) 8009791 3230-10-70	HP	DETAIL COSTS	PE	532.8	--	--	--	--	EXEMPT
					ROW	--	--	--	--	--	
					CONST	--	4,972.4	--	--	--	
				OTHER	--	--	--	--	--		
				TOTAL	532.8	4,972.4	--	--	--		
SOURCE OF FUNDS STP-0	LOCAL	--	--	--	--	--					
	STATE	106.6	4,972.4	--	--	--					
	FEDERAL	426.2	--	--	--	--					
TOTAL	532.8	4,972.4	--	--	--						
	528 (511)	RESURFACING OF STH 50 (75TH STREET) FROM 256TH AVENUE TO 236TH AVENUE IN THE VILLAGE OF PADDOCK LAKE 8009854 1310-04-70	HP	DETAIL COSTS	PE	184.8	--	--	--	--	EXEMPT
					ROW	--	--	--	--	--	
					CONST	--	--	--	--	2,116.1	
				OTHER	--	--	--	--	--		
				TOTAL	184.8	--	--	--	2,116.1		
SOURCE OF FUNDS NHS	LOCAL	--	--	--	--	--					
	STATE	37.0	--	--	--	--					
	FEDERAL	147.8	--	--	--	--					
TOTAL	184.8	--	--	--	--						
	529	RESURFACING OF 52ND ST (STH 158) FROM STH 31 TO 6TH AVE IN THE CITY OF KENOSHA (3.21 MI) 8000252 3220-07-70	HP	DETAIL COSTS	PE	431.2	--	--	--	--	EXEMPT
					ROW	--	--	--	--	--	
					CONST	--	--	--	--	--	
				OTHER	--	--	--	--	--		
				TOTAL	431.2	--	--	--	--		
SOURCE OF FUNDS NHS	LOCAL	107.8	--	--	--	--					
	STATE	323.4	--	--	--	--					
	FEDERAL	--	--	--	--	--					
TOTAL	431.2	--	--	--	--						
	530	RECONSTRUCTION OF 52ND ST (STH 158) FROM STH 31 TO 6TH AVE IN THE CITY OF KENOSHA (3.21 MI) 8000253 3220-02-72	HP	DETAIL COSTS	PE	10.0	--	--	--	--	EXEMPT
					ROW	--	--	--	--	--	
					CONST	--	--	--	--	45,660.0	
				OTHER	--	--	--	--	--		
				TOTAL	10.0	--	--	--	45,660.0		
SOURCE OF FUNDS NHS	LOCAL	--	--	--	--	--					
	STATE	2.0	--	--	--	--					
	FEDERAL	8.0	--	--	--	--					
TOTAL	10.0	--	--	--	--						
	531	RECONSTRUCTION OF STH 158 (52ND ST) FROM IH 94 TO 95TH AVE IN KENOSHA COUNTY (1.51 MI) 8001027 3220-00-73	HP	DETAIL COSTS	PE	400.0	--	--	--	--	EXEMPT
					ROW	--	--	--	--	550.0	
					CONST	--	--	--	--	4,180.0	
				OTHER	--	--	--	--	--		
				TOTAL	400.0	--	--	--	4,730.0		
SOURCE OF FUNDS STP-0	LOCAL	--	--	--	--	--					
	STATE	80.0	--	--	--	--					
	FEDERAL	320.0	--	--	--	--					
TOTAL	400.0	--	--	--	--						
	532 (513)	RECONSTRUCTION OF STH 165 (104TH ST) INTERSECTIONS OF CTH ML AND CTH EZ IN THE VILLAGE OF PLEASANT PRAIRIE 8009936 3738-06-70	HP	DETAIL COSTS	PE	--	--	--	--	--	EXEMPT
					ROW	--	--	--	--	--	
					CONST	6,410.6	--	--	--	--	
				OTHER	--	--	--	--	--		
				TOTAL	6,410.6	--	--	--	--		
SOURCE OF FUNDS STP-0	LOCAL	112.5	--	--	--	--					
	STATE	1,486.0	--	--	--	--					
	FEDERAL	4,812.1	--	--	--	--					
TOTAL	6,410.6	--	--	--	--						
	533 (1011)	RECONSTRUCTION OF STH 165 (104TH ST) FROM STH 31 TO STH 32 IN THE VILLAGE OF PLEASANT PRAIRIE (3.50 MI) 8009773 3738-02-72	HP	DETAIL COSTS	PE	1,047.3	--	--	--	--	EXEMPT
					ROW	--	--	--	3,275.0	--	
					CONST	--	--	--	--	9,577.7	
				OTHER	--	--	--	--	--		
				TOTAL	1,047.3	--	--	3,275.0	9,577.7		
SOURCE OF FUNDS STP-0	LOCAL	--	--	--	--	--					
	STATE	209.5	--	--	3,275.0	--					
	FEDERAL	837.8	--	--	--	--					
TOTAL	1,047.3	--	--	3,275.0	--						
	534 (955)	RESURFACING OF STH 165 (104TH ST) FROM IH 94 TO STH 31 IN THE VILLAGE OF PLEASANT PRAIRIE (3.1 MI) 8009794 3738-06-30	HP	DETAIL COSTS	PE	308.0	--	--	--	--	EXEMPT
					ROW	--	--	--	--	--	
					CONST	--	--	--	--	2,867.0	
				OTHER	--	--	--	--	--		
				TOTAL	308.0	--	--	--	2,867.0		
SOURCE OF FUNDS STP-0	LOCAL	--	--	--	--	--					
	STATE	61.6	--	--	--	--					
	FEDERAL	246.4	--	--	--	--					
TOTAL	308.0	--	--	--	--						

TRANSPORTATION IMPROVEMENT PROGRAM FOR THE KENOSHA, RACINE, WALWORTH TRANSPORTATION MANAGEMENT AREA -- KENOSHA COUNTY 2011-2014

PROJECT SPONSOR	PROJECT			ESTIMATED COSTS (\$1,000)						AIR QUAL STAT	
	NO	DESCRIPTION / STATE ID	TYPE		2011	2012	2013	2014	REMAINING		
STATE OF WISCONSIN (1012)	535 (1012)	RECONSTRUCTION OF STH 165 (104TH ST) FROM IH-94 TO STH 31 IN THE VILLAGE OF PLEASANT PRAIRIE (3.70 MI) 8009771 3738-02-73	HP	DETAIL COSTS	PE	431.2	--	--	--	--	EXEMPT
				ROW	--	--	--	--	--		
				CONST	--	--	--	--	3,943.8		
				OTHER	--	--	--	--	--		
				TOTAL	431.2	--	--	--	3,943.8		
SOURCE OF FUNDS STP-0	LOCAL STATE	--	--	--	--	--	--	--			
	FEDERAL	86.2	--	--	--	--	--	--			
	FEDERAL	345.0	--	--	--	--	--	--			
	TOTAL	431.2	--	--	--	--	--	--			
	536 (1012)	RECONSTRUCTION WITH ADDITIONAL TRAFFIC LANES OF STH 50 (75TH ST) FROM IH 94 TO 43RD AVE IN THE CITY OF KENOSHA AND VILLAGE OF PLEASANT PRAIRIE (4.45 MI) 8001026 1310-10-70	HI	DETAIL COSTS	PE	400.0	--	--	--	--	NON-EXEMPT
				ROW	--	--	--	6,000.0	--		
				CONST	--	--	--	--	--		
				OTHER	--	--	--	--	--		
				TOTAL	400.0	--	--	6,000.0	61,625.0		
SOURCE OF FUNDS NHS	LOCAL STATE	--	--	--	--	--	--	--			
	FEDERAL	80.0	--	--	6,000.0	--	--	--			
	FEDERAL	320.0	--	--	--	--	--	--			
	TOTAL	400.0	--	--	6,000.0	--	--	61,625.0			
	537 (514)	RECONSTRUCTION WITH ADDITIONAL LANES OF STH 158 (52ND ST) FROM 95TH AVE TO STH 31 IN THE CITY OF KENOSHA 8000234 3220-05-00	HI	DETAIL COSTS	PE	1,532.1	--	--	--	--	NON-EXEMPT
				ROW	--	963.0	--	--	--		
				CONST	--	--	--	--	--		
				OTHER	--	--	--	--	14,017.9		
				TOTAL	1,532.1	963.0	--	--	14,017.9		
SOURCE OF FUNDS NHS	LOCAL STATE	--	--	--	--	--	--	--			
	FEDERAL	306.4	963.0	--	--	--	--	--			
	FEDERAL	1,225.7	--	--	--	--	--	--			
	TOTAL	1,532.1	963.0	--	--	--	--	14,017.9			
	538 (515)	ELDERLY/DISABLED TRANSPORTATION SEC 5310 KENOSHA ACHIEVEMENT CENTER 8000621	TP	DETAIL COSTS	PE	--	--	--	--	--	EXEMPT
				ROW	--	--	--	--	--		
				CONST	--	--	--	--	--		
				OTHER	184.3	189.8	195.5	201.4	--		
				TOTAL	184.3	189.8	195.5	201.4	--		
SOURCE OF FUNDS FTA 5310	LOCAL STATE	36.9	38.0	39.1	40.3	--	--	--			
	FEDERAL	--	--	--	--	--	--	--			
	FEDERAL	147.4	151.8	156.4	161.1	--	--	--			
	TOTAL	184.3	189.8	195.5	201.4	--	--	--			
	539 (516)	INSTALLATION OF FLASHING LIGHTS AND GATES AT THE 113TH STREET AT-GRADE CROSSING OF THE CANADIAN PACIFIC RAILROAD TRACKS IN THE VILLAGE OF PLEASANT PRAIRIE R 8009876 1009-99-37	TP	DETAIL COSTS	PE	--	--	--	--	--	EXEMPT
				ROW	--	--	--	--	--		
				CONST	--	--	--	--	--		
				OTHER	252.5	--	--	--	--		
				TOTAL	252.5	--	--	--	--		
SOURCE OF FUNDS HSR	LOCAL STATE	50.5	--	--	--	--	--	--			
	FEDERAL	--	--	--	--	--	--	--			
	FEDERAL	202.0	--	--	--	--	--	--			
	TOTAL	252.5	--	--	--	--	--	--			
	540 (1059)	INSTALLATION OF MONITORING EQUIPMENT FOR GRADE CROSSING WARNING DEVICES AT 21 RAIL CROSSINGS IN KENOSHA, MILWAUKEE, AND RACINE COUNTIES 8009752	HS	DETAIL COSTS	PE	--	--	--	--	--	EXEMPT
				ROW	--	--	--	--	--		
				CONST	--	--	--	--	--		
				OTHER	161.0	--	--	--	--		
				TOTAL	161.0	--	--	--	--		
SOURCE OF FUNDS HSR	LOCAL STATE	--	--	--	--	--	--	--			
	FEDERAL	--	--	--	--	--	--	--			
	FEDERAL	161.0	--	--	--	--	--	--			
	TOTAL	161.0	--	--	--	--	--	--			
	541 (1060)	RECONSTRUCTION OF THE CP RAILROAD (SOO LINE) CROSSING AT CTH E (12TH ST) IN KENOSHA COUNTY 8009750	HS	DETAIL COSTS	PE	--	--	--	--	--	EXEMPT
				ROW	--	--	--	--	--		
				CONST	162.0	--	--	--	--		
				OTHER	--	--	--	--	--		
				TOTAL	162.0	--	--	--	--		
SOURCE OF FUNDS HSR	LOCAL STATE	--	--	--	--	--	--	--			
	FEDERAL	32.4	--	--	--	--	--	--			
	FEDERAL	129.6	--	--	--	--	--	--			
	TOTAL	162.0	--	--	--	--	--	--			
	542 (522)	CONSTRUCTION OF NEW CHAPIN PARK AND RIDE LOT AT I-94 AND CTH S IN KENOSHA COUNTY 8000236 1060-14-70	EE	DETAIL COSTS	PE	--	--	--	--	--	EXEMPT
				ROW	--	--	--	--	--		
				CONST	119.0	--	--	--	--		
				OTHER	--	--	--	--	--		
				TOTAL	119.0	--	--	--	--		
SOURCE OF FUNDS CMAQ	LOCAL STATE	--	--	--	--	--	--	--			
	FEDERAL	41.0	--	--	--	--	--	--			
	FEDERAL	78.0	--	--	--	--	--	--			
	TOTAL	119.0	--	--	--	--	--	--			

TRANSPORTATION IMPROVEMENT PROGRAM FOR THE KENOSHA, RACINE, WALWORTH TRANSPORTATION MANAGEMENT AREA -- KENOSHA COUNTY 2011-2014

PROJECT SPONSOR	PROJECT			ESTIMATED COSTS (\$1,000)						AIR QUAL STAT	
	NO	DESCRIPTION / STATE ID	TYPE		2011	2012	2013	2014	REMAINING		
KENOSHA COUNTY	543 (526)	RECONSTRUCTION WITH ADDITIONAL LANES OF CTH K (60TH ST) FROM CTH H (88TH AVE) TO CPR RAILROAD IN KENOSHA COUNTY (0.92 MI)	HI	DETAIL COSTS	PE	--	--	--	--	--	
					ROW	--	--	--	--	--	
					CONST	--	2,530.0	--	--	--	
					OTHER	--	--	--	--	--	--
					TOTAL	--	2,530.0	--	--	--	--
	SOURCE OF FUNDS STP-0	LOCAL STATE	--	506.0	--	--	--	--			
		FEDERAL	--	2,024.0	--	--	--	--			
		TOTAL	--	2,530.0	--	--	--	--			
	1009996	3732-08-70									
	544 (527)	RECONSTRUCTION WITH ADDITIONAL LANES OF CTH K (60TH ST) FROM STH 31 TO THE UP RAILWAY IN KENOSHA COUNTY (0.63 MI)	HI	DETAIL COSTS	PE	75.2	--	--	--	--	
					ROW	--	--	--	--	--	
					CONST	--	2,656.0	--	--	--	
					OTHER	--	454.5	--	--	--	--
					TOTAL	75.2	3,110.5	--	--	--	--
	SOURCE OF FUNDS STP-0	LOCAL STATE	21.8	638.1	--	--	--	--			
		FEDERAL	53.4	2,472.4	--	--	--	--			
		TOTAL	75.2	3,110.5	--	--	--	--			
	1009998	3728-03-70									
	545 (528)	PROVISION OF SPECIALIZED DEMAND RESPONSIVE TRANSPORTATION SERVICES FOR ELDERLY/DISABLED IN NON-URBANIZED KENOSHA COUNTY (SEC 85.21)	TP	DETAIL COSTS	PE	--	--	--	--	--	
					ROW	--	--	--	--	--	
					CONST	--	--	--	--	--	
					OTHER	93.1	95.9	98.8	101.7	--	--
					TOTAL	93.1	95.9	98.8	101.7	--	--
	SOURCE OF FUNDS	LOCAL STATE	18.6	19.2	19.8	20.3	--	--			
		FEDERAL	74.5	76.7	79.0	81.4	--	--			
		TOTAL	93.1	95.9	98.8	101.7	--	--			
	1000004										
	546 (532)	MOBILITY MANAGER POSITION TO PLAN AND COORDINATE TRANSPORTATION SERVICES FOR DISABLED PERSONS IN KENOSHA COUNTY	TP	DETAIL COSTS	PE	--	--	--	--	--	
					ROW	--	--	--	--	--	
					CONST	--	--	--	--	--	
					OTHER	72.1	74.3	76.6	78.9	--	--
					TOTAL	72.1	74.3	76.6	78.9	--	--
	SOURCE OF FUNDS FTA 5317	LOCAL STATE	14.4	14.9	15.3	15.8	--	--			
		FEDERAL	57.7	59.4	61.3	63.1	--	--			
		TOTAL	72.1	74.3	76.6	78.9	--	--			
	1009991										
	547	DEVELOPMENT OF A COMPREHENSIVE BICYCLE PLAN FOR KENOSHA COUNTY	EE	DETAIL COSTS	PE	125.0	--	--	--	--	
					ROW	--	--	--	--	--	
					CONST	--	--	--	--	--	
					OTHER	--	--	--	--	--	--
					TOTAL	125.0	--	--	--	--	--
	SOURCE OF FUNDS	LOCAL STATE	25.0	--	--	--	--	--			
		FEDERAL	100.0	--	--	--	--	--			
		TOTAL	125.0	--	--	--	--	--			
	1000005										
	548	WIDEN SHOULDERS TO ACCOMMODATE THE INSTALLATION OF BIKE LANES ON CTH H FROM STH 50 TO THE ILLINOIS STATE LINE IN KENOSHA COUNTY (5.0 MI)	EE	DETAIL COSTS	PE	100.0	50.0	--	--	--	
					ROW	--	--	--	--	--	
					CONST	--	1,140.0	--	--	--	
					OTHER	--	--	--	--	--	--
					TOTAL	100.0	1,190.0	--	--	--	--
	SOURCE OF FUNDS STP-E	LOCAL STATE	20.0	238.0	--	--	--	--			
		FEDERAL	80.0	952.0	--	--	--	--			
		TOTAL	100.0	1,190.0	--	--	--	--			
	1000006										
	549 (1054)	CONSTRUCTION OF A PARK-RIDE LOT AT THE INTERSECTION OF CTH H AND CTH S IN KENOSHA COUNTY	EE	DETAIL COSTS	PE	25.0	--	--	--	--	
					ROW	280.0	--	--	--	--	
					CONST	--	110.0	--	--	--	
					OTHER	10.0	16.0	--	--	--	--
					TOTAL	315.0	126.0	--	--	--	--
	SOURCE OF FUNDS CMAQ	LOCAL STATE	63.0	25.2	--	--	--	--			
		FEDERAL	252.0	100.8	--	--	--	--			
		TOTAL	315.0	126.0	--	--	--	--			
	1009975										
KENOSHA (CITY)	550 (536)	CONSTRUCTION OF 39TH AVE FROM 18TH ST TO 26TH ST IN THE CITY OF KENOSHA (0.76 MI)	HE	DETAIL COSTS	PE	--	--	--	--	--	
					ROW	--	--	--	--	--	
					CONST	2,970.4	--	--	--	--	
					OTHER	--	--	--	--	--	--
					TOTAL	2,970.4	--	--	--	--	--
	SOURCE OF FUNDS STP-0	LOCAL STATE	2,087.6	--	--	--	--	--			
		FEDERAL	882.8	--	--	--	--	--			
		TOTAL	2,970.4	--	--	--	--	--			
	1039998	3831-06-70									

TRANSPORTATION IMPROVEMENT PROGRAM FOR THE KENOSHA, RACINE, WALWORTH TRANSPORTATION MANAGEMENT AREA -- KENOSHA COUNTY 2011-2014

PROJECT SPONSOR	PROJECT			ESTIMATED COSTS (\$1,000)					AIR QUAL STAT	
	NO	DESCRIPTION / STATE ID	TYPE		2011	2012	2013	2014		REMAINING
KENOSHA (CITY)	551 ^k (537)	OPERATING ASSISTANCE FOR THE CITY OF KENOSHA TRANSIT SYSTEM 1030005	TP	DETAIL COSTS	PE	--	--	--	--	--
					ROW	--	--	--	--	--
					CONST	--	--	--	--	--
					OTHER	6,748.7	7,086.1	7,228.0	7,372.5	--
					TOTAL	6,748.7	7,086.1	7,228.0	7,372.5	--
SOURCE OF FUNDS FTA 5307	LOCAL	2,240.7	2,394.9	2,385.2	2,432.9	--				
	STATE	1,883.8	1,940.3	2,023.9	2,064.4	--				
	FEDERAL	2,624.2	2,750.9	2,818.9	2,875.2	--				
	TOTAL	6,748.7	7,086.1	7,228.0	7,372.5	--				
	552 (539)	PROVIDE IMPROVED BUS STOP SIGNS, TRASH CONTAINERS, BUS STOP IMPROVEMENTS, AND PASSENGER INFORMATION TUBES/KIOSKS THROUGHOUT THE KENOSHA TRANSIT SERVICE AREA 1036830 1693-29-15	TP	DETAIL COSTS	PE	--	--	--	--	--
					ROW	--	--	--	--	--
					CONST	30.0	--	--	--	--
					OTHER	163.5	--	--	--	--
					TOTAL	193.5	--	--	--	--
SOURCE OF FUNDS CMAQ	LOCAL	38.7	--	--	--	--				
	STATE	--	--	--	--	--				
	FEDERAL	154.8	--	--	--	--				
	TOTAL	193.5	--	--	--	--				
	553 (540)	PURCHASE OF 20 REPLACEMENT BUSES FOR THE CITY OF KENOSHA TRANSIT SYSTEM (5 BUSES PER YEAR) 1030021	TP	DETAIL COSTS	PE	--	--	--	--	--
					ROW	--	--	--	--	--
					CONST	--	--	--	--	--
					OTHER	2,252.8	2,365.4	2,483.7	2,607.9	--
					TOTAL	2,252.8	2,365.4	2,483.7	2,607.9	--
SOURCE OF FUNDS FTA 5309	LOCAL	405.5	425.8	447.1	469.5	--				
	STATE	--	--	--	--	--				
	FEDERAL	1,847.3	1,939.6	2,036.6	2,138.4	--				
	TOTAL	2,252.8	2,365.4	2,483.7	2,607.9	--				
	554 (541)	REPLACEMENT OF THE RADIO SYSTEM AT THE CITY OF KENOSHA TRANSIT FACILITY 1030001	TP	DETAIL COSTS	PE	--	--	--	--	--
					ROW	--	--	--	--	--
					CONST	--	--	--	--	--
					OTHER	1,732.5	1,819.0	1,910.0	2,005.5	--
					TOTAL	1,732.5	1,819.0	1,910.0	2,005.5	--
SOURCE OF FUNDS FTA 5309	LOCAL	346.5	363.8	382.0	401.1	--				
	STATE	--	--	--	--	--				
	FEDERAL	1,386.0	1,455.2	1,528.0	1,604.4	--				
	TOTAL	1,732.5	1,819.0	1,910.0	2,005.5	--				
	555 (542)	REHABILITATION OF THE METRA TRAIN STATION BUILDING IN THE CITY OF KENOSHA 1030002	TP	DETAIL COSTS	PE	--	--	--	--	--
					ROW	--	--	--	--	--
					CONST	740.0	--	--	--	--
					OTHER	--	--	--	--	--
					TOTAL	740.0	--	--	--	--
SOURCE OF FUNDS CMAQ	LOCAL	148.0	--	--	--	--				
	STATE	--	--	--	--	--				
	FEDERAL	592.0	--	--	--	--				
	TOTAL	740.0	--	--	--	--				
	556 (543)	RECONSTRUCTION AND EXPANSION OF THE METRA TRAIN STATION PLATFORM IN THE CITY OF KENOSHA 1030041	TI	DETAIL COSTS	PE	--	--	--	--	--
					ROW	--	--	--	--	--
					CONST	--	--	--	--	--
					OTHER	30.0	--	--	--	--
					TOTAL	30.0	--	--	--	--
SOURCE OF FUNDS CMAQ	LOCAL	6.0	--	--	--	--				
	STATE	--	--	--	--	--				
	FEDERAL	24.0	--	--	--	--				
	TOTAL	30.0	--	--	--	--				
	557 (544)	ENGINEERING AND DESIGN FOR THE EXPANSION OF STREETCAR SERVICE IN THE CITY OF KENOSHA 1030000	TE	DETAIL COSTS	PE	1,200.0	1,300.0	--	--	--
					ROW	--	--	--	--	--
					CONST	--	--	--	--	--
					OTHER	--	--	--	--	--
					TOTAL	1,200.0	1,300.0	--	--	--
SOURCE OF FUNDS FTA 5309	LOCAL	240.0	260.0	--	--	--				
	STATE	--	--	--	--	--				
	FEDERAL	960.0	1,040.0	--	--	--				
	TOTAL	1,200.0	1,300.0	--	--	--				
	558 (545)	EXPANSION OF ELECTRIC STREETCAR SERVICE IN THE CITY OF KENOSHA R 1030004	TE	DETAIL COSTS	PE	--	--	--	--	--
					ROW	--	--	--	--	--
					CONST	--	12,994.2	4,630.5	--	--
					OTHER	--	--	--	--	--
					TOTAL	--	12,994.2	4,630.5	--	--
SOURCE OF FUNDS FTA 5309	LOCAL	--	2,598.8	926.1	--	--				
	STATE	--	--	--	--	--				
	FEDERAL	--	10,395.4	3,704.4	--	--				
	TOTAL	--	12,994.2	4,630.5	--	--				

TRANSPORTATION IMPROVEMENT PROGRAM FOR THE KENOSHA, RACINE, WALWORTH TRANSPORTATION MANAGEMENT AREA -- KENOSHA COUNTY 2011-2014

PROJECT SPONSOR	PROJECT			ESTIMATED COSTS (\$1,000)					AIR QUAL STAT		
	NO	DESCRIPTION / STATE ID	TYPE	2011	2012	2013	2014	REMAINING			
KENOSHA (CITY)	559 (546)	EXPANSION OF ELECTRIC STREETCAR SYSTEM IN THE CITY OF KENOSHA-DOWNTOWN LINE EXTENSION 1039999 1693-42-70	TE	DETAIL COSTS	PE	1,401.5	--	--	--	--	EXEMPT
					ROW	--	--	--	--	--	
					CONST	--	6,912.0	2,015.6	--	--	
				OTHER	--	--	--	--	--		
				TOTAL	1,401.5	6,912.0	2,015.6	--	--		
SOURCE OF FUNDS CMAQ	LOCAL STATE	280.3	1,382.4	460.2	--	--					
	FEDERAL	1,121.2	5,529.6	1,555.4	--	--					
	TOTAL	1,401.5	6,912.0	2,015.6	--	--					
	560 (910)	RECONSTRUCTION OF 14TH AVE FROM 25TH ST TO 31ST ST IN THE CITY OF KENOSHA (0.3 MI) 1039976 2704-07-70	OH	DETAIL COSTS	PE	--	--	--	--	--	EXEMPT
					ROW	--	--	--	--	--	
					CONST	819.9	--	--	--	--	
				OTHER	--	--	--	--	--		
				TOTAL	819.9	--	--	--	--		
SOURCE OF FUNDS STP-O	LOCAL STATE	9.3	--	--	--	--					
	FEDERAL	810.6	--	--	--	--					
	TOTAL	819.9	--	--	--	--					
	561 (547)	CONSTRUCTION OF OFF-ROAD BICYCLE PATHS (1.4 MI) AND 17.9 MILES OF ON-ROAD BICYCLE ROUTES AT VARIOUS LOCATIONS IN THE CITY OF KENOSHA 1039995 1693-45-70	EE	DETAIL COSTS	PE	--	--	--	--	--	EXEMPT
					ROW	--	--	--	--	--	
					CONST	227.9	--	--	--	--	
				OTHER	--	--	--	--	--		
				TOTAL	227.9	--	--	--	--		
SOURCE OF FUNDS CMAQ	LOCAL STATE	50.0	--	--	--	--					
	FEDERAL	177.9	--	--	--	--					
	TOTAL	227.9	--	--	--	--					
	562 (548)	CONSTRUCTION OF NEW SECTIONS OF A 10-FT WIDTH ASPHALT BICYCLE ROUTE INCLUDING A TRANSIT CENTER SECTION AND A NASH PARK-INDIAN TRAILS SECTION (9.83 MI) 1037020 1693-30-78	EE	DETAIL COSTS	PE	--	--	--	--	--	EXEMPT
					ROW	--	--	--	--	--	
					CONST	368.1	--	--	--	--	
				OTHER	--	--	--	--	--		
				TOTAL	368.1	--	--	--	--		
SOURCE OF FUNDS CMAQ	LOCAL STATE	87.8	--	--	--	--					
	FEDERAL	280.3	--	--	--	--					
	TOTAL	368.1	--	--	--	--					
	563 (549)	CONSTRUCTION OF A BICYCLE TRAIL FROM 35TH ST TO 45TH ST INCLUDING A BRIDGE OVER WASHINGTON RD IN THE CITY OF KENOSHA 1030026 1693-29-78	EE	DETAIL COSTS	PE	--	--	--	--	--	EXEMPT
					ROW	--	--	--	--	--	
					CONST	530.5	--	--	--	--	
				OTHER	--	--	--	--	--		
				TOTAL	530.5	--	--	--	--		
SOURCE OF FUNDS CMAQ	LOCAL STATE	134.5	--	--	--	--					
	FEDERAL	396.0	--	--	--	--					
	TOTAL	530.5	--	--	--	--					
PADDOCK LAKE (VILLAGE)	564	CONSTRUCTION OF A MULTI-USE PATH ALONG STH 83 FROM THE CENTRAL HIGH SCHOOL WEST ENTRANCE TO STH 50 IN THE VILLAGE OF PADDOCK LAKE (0.47 MI) 1040001	EE	DETAIL COSTS	PE	30.8	--	--	--	--	EXEMPT
					ROW	--	--	--	--	--	
					CONST	--	368.0	--	--	--	
				OTHER	--	--	--	--	--		
				TOTAL	30.8	368.0	--	--	--		
SOURCE OF FUNDS STP-E	LOCAL STATE	6.2	73.6	--	--	--					
	FEDERAL	24.6	294.4	--	--	--					
	TOTAL	30.8	368.0	--	--	--					
PLEASANT PRAIRIE (VILLAGE)	565 (911)	RECONSTRUCTION OF 93RD ST FROM 63RD AVE TO SPRINGBROOK RD IN THE VILLAGE OF PLEASANT PRAIRIE (2.1 MI) 1069996	HP	DETAIL COSTS	PE	--	--	--	--	--	EXEMPT
					ROW	--	--	--	--	--	
					CONST	--	--	--	3,321.0	--	
				OTHER	--	--	--	--	--		
				TOTAL	--	--	--	3,321.0	--		
SOURCE OF FUNDS	LOCAL STATE	--	--	--	3,321.0	--					
	FEDERAL	--	--	--	--	--					
	TOTAL	--	--	--	3,321.0	--					
	566 (912)	RECONSTRUCTION OF 116TH ST FROM 39TH AVE TO SHERIDAN RD (STH 32) IN THE VILLAGE OF PLEASANT PRAIRIE (1.6 MI) 1069997	HP	DETAIL COSTS	PE	--	--	--	--	--	EXEMPT
					ROW	--	--	--	--	--	
					CONST	--	3,200.0	--	--	--	
				OTHER	--	--	--	--	--		
				TOTAL	--	3,200.0	--	--	--		
SOURCE OF FUNDS	LOCAL STATE	--	3,200.0	--	--	--					
	FEDERAL	--	--	--	--	--					
	TOTAL	--	3,200.0	--	--	--					

TRANSPORTATION IMPROVEMENT PROGRAM FOR THE KENOSHA, RACINE, WALWORTH TRANSPORTATION MANAGEMENT AREA -- KENOSHA COUNTY 2011-2014

PROJECT SPONSOR	PROJECT			ESTIMATED COSTS (\$1,000)						AIR QUAL STAT	
	NO	DESCRIPTION / STATE ID	TYPE		2011	2012	2013	2014	REMAINING		
PLEASANT PRAIRIE (VILLAGE)	567	RECONSTRUCTION OF 116TH ST FROM OLD GREEN BAY RD (STH 31) TO 39TH AVE IN THE VILLAGE OF PLEASANT PRAIRIE (1.8 MI)	HP	DETAIL COSTS	PE	--	--	--	--	--	EXEMPT
					ROW	--	--	--	--	--	
					CONST	--	--	--	2,600.0	--	
				OTHER	--	--	--	--	--		
				TOTAL	--	--	--	2,600.0	--		
SOURCE OF FUNDS	LOCAL	--	--	--	2,600.0	--	--	--			
	STATE	--	--	--	--	--	--	--			
	FEDERAL	--	--	--	--	--	--	--			
		1069994		TOTAL	--	--	--	2,600.0	--		
KENOSHA ACHIEVEMENT CENTER, INC.	568 (552)	CAPITOL COSTS FOR VEHICLE REPAIR AND MOBILITY MANAGER POSITION TO PLAN AND COORDINATE TRANSPORTATION SERVICES FOR LOW-INCOME PERSONS IN KENOSHA, RACINE, AND WALWORTH COUNTIES	TP	DETAIL COSTS	PE	--	--	--	--	--	EXEMPT
					ROW	--	--	--	--	--	
					CONST	--	--	--	--	--	
				OTHER	245.6	--	--	--	--		
				TOTAL	245.6	--	--	--	--		
SOURCE OF FUNDS FTA 5316	LOCAL	125.5	--	--	--	--	--				
	STATE	--	--	--	--	--	--				
	FEDERAL	120.1	--	--	--	--					
		1149999		TOTAL	245.6	--	--	--	--		
	569	OPERATING COSTS FOR SHUTTLE SERVICE, SHORT TERM/WORK TRAINING, JUMP START TRANS SERVICES, BIKE LOAN PROG, AND SHORT-TERM INSURANCE ASSIST FOR LOW-INCOME PERSONS IN KENOSHA, RACINE, AND WALWORTH COUNTIES	TP	DETAIL COSTS	PE	--	--	--	--	--	EXEMPT
					ROW	--	--	--	--	--	
					CONST	--	--	--	--	--	
				OTHER	348.5	--	--	--	--		
				TOTAL	348.5	--	--	--	--		
SOURCE OF FUNDS FTA 5316	LOCAL	178.1	--	--	--	--	--				
	STATE	--	--	--	--	--	--				
	FEDERAL	170.4	--	--	--	--					
		1149990		TOTAL	348.5	--	--	--	--		

TRANSPORTATION IMPROVEMENT PROGRAM FOR THE KENOSHA, RACINE, WALWORTH TRANSPORTATION MANAGEMENT AREA -- RACINE COUNTY 2011-2014

PROJECT SPONSOR	PROJECT			ESTIMATED COSTS (\$1,000)						AIR QUAL STAT	
	NO	DESCRIPTION / STATE ID	TYPE	2011	2012	2013	2014	REMAINING			
STATE OF WISCONSIN	570 (558)	RECONSTRUCTION OF USH 45 FROM 7TH AVE TO STH 20 IN RACINE COUNTY (3.5 MI) 8009968 2430-06-70	HP	DETAIL COSTS	PE	--	--	--	--	--	EXEMPT
					ROW	1,284.0	--	--	--	--	
					CONST	--	--	--	--	--	
				OTHER	--	--	--	--	6,794.0		
				TOTAL	1,284.0	--	--	--	6,794.0		
SOURCE OF FUNDS	LOCAL	--	--	--	--	--					
	STATE	1,284.0	--	--	--	--					
	FEDERAL	--	--	--	--	--					
TOTAL	1,284.0	--	--	--	--						
	571 (559)	RESURFACING OF STH 11 FROM WALWORTH COUNTY LINE TO KENDALL ST IN THE CITY OF BURLINGTON (1.32 MI) 8000210 1320-12-71	HP	DETAIL COSTS	PE	--	--	--	--	--	EXEMPT
					ROW	1,265.0	--	--	--	--	
					CONST	--	--	--	--	--	
				OTHER	--	--	--	--	--		
				TOTAL	1,265.0	--	--	--	--		
SOURCE OF FUNDS	LOCAL	--	--	--	--	--					
	STATE	1,265.0	--	--	--	--					
	FEDERAL	--	--	--	--	--					
TOTAL	1,265.0	--	--	--	--						
	572 (562)	RESURFACING OF STH 11 FROM CTH C TO 71ST ST IN THE VILLAGE OF UNION GROVE (2.37 MI) 8009893 1320-15-70	HP	DETAIL COSTS	PE	640.7	--	--	--	--	EXEMPT
					ROW	--	--	--	--	--	
					CONST	--	--	--	--	6,291.8	
				OTHER	--	--	--	--	--		
				TOTAL	640.7	--	--	--	6,291.8		
SOURCE OF FUNDS NHS	LOCAL	--	--	--	--	--					
	STATE	128.1	--	--	--	--					
	FEDERAL	512.6	--	--	--	--					
TOTAL	640.7	--	--	--	--						
	573 (564)	REPLACEMENT OF THE UP RAILWAY BRIDGE OVER STH 11 (DURAND AVE) AT EAST LIMITS OF THE VILLAGE OF STURTEVANT (B-51-0644) 8009899 1320-07-11	HP	DETAIL COSTS	PE	665.7	--	--	--	--	EXEMPT
					ROW	--	113.0	--	--	--	
					CONST	--	--	--	6,213.5	--	
				OTHER	--	--	1,050.0	--	--		
				TOTAL	665.7	113.0	1,050.0	6,213.5	--		
SOURCE OF FUNDS NHS	LOCAL	--	--	--	--	--					
	STATE	133.1	113.0	210.0	1,242.7	--					
	FEDERAL	532.6	--	840.0	4,970.8	--					
TOTAL	665.7	113.0	1,050.0	6,213.5	--						
	574 (565)	RECONSTRUCTION OF STH 11 FROM 92ND ST TO STH 31 (3.95 MI) 8000068 1320-07-10	HP	DETAIL COSTS	PE	911.0	--	--	--	--	NON-EXEMPT
					ROW	1,131.4	--	--	--	--	
					CONST	--	--	--	--	--	
				OTHER	--	--	--	--	--		
				TOTAL	2,042.4	--	--	--	--		
SOURCE OF FUNDS NHS	LOCAL	--	--	--	--	--					
	STATE	1,313.6	--	--	--	--					
	FEDERAL	728.8	--	--	--	--					
TOTAL	2,042.4	--	--	--	--						
	575 (984)	RESURFACING OF DURAND AVE (STH 11) FROM STH 31 TO KENTUCKY AVE IN THE CITY OF RACINE (1.3 MI) 8009783 2260-00-71	HP	DETAIL COSTS	PE	471.4	--	--	--	--	EXEMPT
					ROW	--	535.0	--	--	--	
					CONST	--	--	--	--	4,328.6	
				OTHER	--	--	--	--	--		
				TOTAL	471.4	535.0	--	--	4,328.6		
SOURCE OF FUNDS NHS	LOCAL	--	--	--	--	--					
	STATE	94.3	535.0	--	--	--					
	FEDERAL	377.1	--	--	--	--					
TOTAL	471.4	535.0	--	--	--						
	576 (567)	RECONSTRUCTION OF STH 11 (DURAND AVENUE) FROM KENTUCKY AVENUE TO KEARNEY AVENUE IN THE CITY OF RACINE 8009853 2260-07-70	HP	DETAIL COSTS	PE	1,068.3	--	--	--	--	EXEMPT
					ROW	--	--	--	--	--	
					CONST	--	--	--	--	10,467.3	
				OTHER	--	--	--	--	--		
				TOTAL	1,068.3	--	--	--	10,467.3		
SOURCE OF FUNDS	LOCAL	267.1	--	--	--	--					
	STATE	801.2	--	--	--	--					
	FEDERAL	--	--	--	--	--					
TOTAL	1,068.3	--	--	--	--						
	577 (568)	RECONSTRUCTION OF STH 11 (DURAND AVENUE) FROM KEARNEY AVENUE TO STH 32 IN THE CITY OF RACINE 8009852 2260-08-70	HP	DETAIL COSTS	PE	369.6	--	--	--	--	EXEMPT
					ROW	--	--	--	--	--	
					CONST	--	--	--	--	3,380.4	
				OTHER	--	--	--	--	--		
				TOTAL	369.6	--	--	--	3,380.4		
SOURCE OF FUNDS NHS	LOCAL	--	--	--	--	--					
	STATE	92.4	--	--	--	--					
	FEDERAL	277.2	--	--	--	--					
TOTAL	369.6	--	--	--	--						

TRANSPORTATION IMPROVEMENT PROGRAM FOR THE KENOSHA, RACINE, WALWORTH TRANSPORTATION MANAGEMENT AREA -- RACINE COUNTY 2011-2014

PROJECT SPONSOR	PROJECT			ESTIMATED COSTS (\$1,000)						AIR QUAL STAT	
	NO	DESCRIPTION / STATE ID	TYPE	2011	2012	2013	2014	REMAINING			
STATE OF WISCONSIN (569)	578 8009896	CORRIDOR STUDY OF STH 20 FROM USH 12 TO STH 31 IN RACINE AND WALWORTH COUNTY (38.15 MI) 2340-08-00	HP	DETAIL COSTS	PE	50.0	--	--	--	--	EXEMPT
					ROW	--	--	--	--	--	
					CONST	--	--	--	--	--	
				OTHER	--	--	--	--	--		
				TOTAL	50.0	--	--	--	--		
SOURCE OF FUNDS STP-0	LOCAL STATE	--	--	--	--	--					
	FEDERAL	10.0	--	--	--	--					
	TOTAL	40.0	--	--	--	--					
	579 8000004	RESURFACING OF STH 20 (WASHINGTON AVE) FROM CTH H TO 90TH ST IN THE VILLAGE OF STURTEVANT (1.01 MI) 2250-00-75	HP	DETAIL COSTS	PE	172.5	--	--	--	--	EXEMPT
					ROW	--	--	--	--	--	
					CONST	--	--	--	1,150.0	--	
				OTHER	--	--	--	--	--		
				TOTAL	172.5	--	--	1,150.0	--		
SOURCE OF FUNDS STP-0	LOCAL STATE	--	--	--	--	--					
	FEDERAL	34.5	--	--	230.0	--					
	TOTAL	138.0	--	--	920.0	--					
	580 8009903	RECONSTRUCTION OF MAIN ST/1ST ST (STH 20) FROM NORTHWEST HIGHWAY (STH 83) TO MILWAUKEE AVE (STH 36) IN THE VILLAGE OF WATERFORD (2.1 MI) 2250-12-70	HP	DETAIL COSTS	PE	506.8	--	--	--	--	EXEMPT
					ROW	535.0	--	--	--	--	
					CONST	--	--	--	--	4,723.2	
				OTHER	--	--	--	--	--		
				TOTAL	1,041.8	--	--	--	4,723.2		
SOURCE OF FUNDS STP-0	LOCAL STATE	--	--	--	--	--					
	FEDERAL	636.8	--	--	--	--					
	TOTAL	405.0	--	--	--	--					
	581 8009849	RECONSTRUCTION OF STH 20 (WASHINGTON AVENUE) FROM ROOSEVELT AVENUE TO LATHROP AVENUE IN THE CITY OF RACINE 2440-09-70	HP	DETAIL COSTS	PE	553.2	--	--	--	--	EXEMPT
					ROW	--	--	--	--	--	
					CONST	--	--	--	--	5,059.8	
				OTHER	--	--	--	--	--		
				TOTAL	553.2	--	--	--	5,059.8		
SOURCE OF FUNDS STP-0	LOCAL STATE	138.3	--	--	--	--					
	FEDERAL	414.9	--	--	--	--					
	TOTAL	--	--	--	--	--					
	582 8000259	RECONSTRUCTION OF STH 20 FROM LATHROP AVE TO WEST BLVD IN THE CITY OF RACINE (0.49 MI) 2440-40-70	HP	DETAIL COSTS	PE	369.6	--	--	--	--	EXEMPT
					ROW	--	--	--	--	--	
					CONST	--	--	--	--	--	
				OTHER	--	--	--	--	--		
				TOTAL	369.6	--	--	--	--		
SOURCE OF FUNDS STP-0	LOCAL STATE	92.4	--	--	--	--					
	FEDERAL	277.2	--	--	--	--					
	TOTAL	--	--	--	--	--					
	583 8000258	RECONSTRUCTION OF STH 20 FROM WEST BLVD TO MARQUETTE ST IN THE CITY OF RACINE (1.64) 2440-11-70	HP	DETAIL COSTS	PE	1,210.4	--	--	--	--	EXEMPT
					ROW	--	--	--	--	--	
					CONST	--	--	--	--	--	
				OTHER	--	--	--	--	--		
				TOTAL	1,210.4	--	--	--	--		
SOURCE OF FUNDS STP-0	LOCAL STATE	302.6	--	--	--	--					
	FEDERAL	907.8	--	--	--	--					
	TOTAL	--	--	--	--	--					
	584 8000217	RECONSTRUCTION OF STH 20 (7TH ST) FROM MARQUETTE ST TO MAIN ST IN THE CITY OF RACINE (0.60 MI) 2440-07-70	HP	DETAIL COSTS	PE	385.7	--	--	--	--	EXEMPT
					ROW	42.8	--	--	--	--	
					CONST	--	3,600.0	--	--	--	
				OTHER	--	--	--	--	--		
				TOTAL	428.5	3,600.0	--	--	--		
SOURCE OF FUNDS STP-0	LOCAL STATE	96.4	443.9	--	--	--					
	FEDERAL	332.1	386.9	--	--	--					
	TOTAL	--	2,769.2	--	--	--					
	585 8009908	RECONITION OF DOUGLAS AVE (STH 32) FROM GOOLD ST TO 3 MILE RD IN THE CITY OF RACINE (1.58 MI) 2350-13-70	HP	DETAIL COSTS	PE	286.0	--	--	--	--	EXEMPT
					ROW	--	--	--	--	--	
					CONST	--	4,945.0	--	--	--	
				OTHER	--	--	--	--	--		
				TOTAL	286.0	4,945.0	--	--	--		
SOURCE OF FUNDS STP-0	LOCAL STATE	--	111.7	--	--	--					
	FEDERAL	71.5	888.7	--	--	--					
	TOTAL	214.5	3,944.6	--	--	--					

TRANSPORTATION IMPROVEMENT PROGRAM FOR THE KENOSHA, RACINE, WALWORTH TRANSPORTATION MANAGEMENT AREA -- RACINE COUNTY 2011-2014

PROJECT SPONSOR	PROJECT			ESTIMATED COSTS (\$1,000)						AIR QUAL STAT	
	NO	DESCRIPTION / STATE ID	TYPE	2011	2012	2013	2014	REMAINING			
STATE OF WISCONSIN	586 (577)	RECONSTRUCTION OF STH 32 (GOOLD STREET) FROM DOUGLAS AVENUE TO MAIN STREET IN THE CITY OF RACINE 8009851 2350-20-70	HP	DETAIL COSTS	PE	495.3	--	--	--	--	EXEMPT
					ROW	--	--	--	--	--	
					CONST	--	--	--	--	--	
				OTHER	--	--	--	--	4,623.0		
				TOTAL	495.3	--	--	--	4,623.0		
SOURCE OF FUNDS	LOCAL	123.8	--	--	--	--	--				
	STATE	371.5	--	--	--	--	--				
	FEDERAL	--	--	--	--	--	--				
TOTAL	495.3	--	--	--	--	--					
	587 (578)	RECONSTRUCTION OF STH 32 (MAIN STREET) FROM GOOLD STREET TO HAMILTON STREET IN THE CITY OF RACINE 8009850 2350-21-70	HP	DETAIL COSTS	PE	643.2	--	--	--	--	EXEMPT
					ROW	--	--	--	--	--	
					CONST	--	--	--	--	6,003.0	
				OTHER	--	--	--	--	--		
				TOTAL	643.2	--	--	--	6,003.0		
SOURCE OF FUNDS	LOCAL	160.8	--	--	--	--	--				
	STATE	482.4	--	--	--	--	--				
	FEDERAL	--	--	--	--	--	--				
TOTAL	643.2	--	--	--	--	--					
	588	RECONSTRUCTION OF STH 32 (HAMILTON ST AND DOUGLAS AVE) FROM MAIN ST TO GOOLD ST IN THE CITY OF RACINE (1.19 MI) 8001028 2350-00-70	HP	DETAIL COSTS	PE	600.0	--	--	--	--	EXEMPT
					ROW	250.0	--	--	--	--	
					CONST	--	--	--	--	6,000.0	
				OTHER	--	--	--	--	--		
				TOTAL	850.0	--	--	--	6,000.0		
SOURCE OF FUNDS STP-0	LOCAL	425.0	--	--	--	--	--				
	STATE	--	--	--	--	--	--				
	FEDERAL	425.0	--	--	--	--	--				
TOTAL	850.0	--	--	--	--	--					
	589	RESURFACING OF STH 36 FROM STH 20 TO CTH Y IN RACINE COUNTY (5.95 MI) 8000005 2240-00-77	HP	DETAIL COSTS	PE	650.0	--	--	--	--	EXEMPT
					ROW	--	--	--	--	--	
					CONST	--	--	--	--	5,175.0	
				OTHER	--	--	--	--	--		
				TOTAL	650.0	--	--	--	5,175.0		
SOURCE OF FUNDS NHS	LOCAL	--	--	--	--	--	--				
	STATE	130.0	--	--	--	--	--				
	FEDERAL	520.0	--	--	--	--	--				
TOTAL	650.0	--	--	--	--	--					
	590 (583)	RECONSTRUCTION OF NORTHWESTERN AVE (STH 38) FROM GOLF AVE TO MEMORIAL DR IN THE CITY OF RACINE (1.30 MI) 8009913 2290-17-70	HP	DETAIL COSTS	PE	905.4	--	--	--	--	EXEMPT
					ROW	--	856.0	--	--	--	
					CONST	--	--	--	--	8,450.0	
				OTHER	--	--	--	--	--		
				TOTAL	905.4	856.0	--	--	8,450.0		
SOURCE OF FUNDS STP-0	LOCAL	--	--	--	--	--	--				
	STATE	226.3	171.2	--	--	--	--				
	FEDERAL	679.1	684.8	--	--	--	--				
TOTAL	905.4	856.0	--	--	--	--					
	591 (585)	REHABILITATION OF STH 75 (256TH ST) FROM STH 50 IN KENOSHA COUNTY TO STH 11 IN RACINE COUNTY (8.25 MI) 8000159 2420-02-70	HP	DETAIL COSTS	PE	--	--	--	--	--	EXEMPT
					ROW	--	--	--	--	--	
					CONST	4,898.7	--	--	--	--	
				OTHER	70.7	--	--	--	--		
				TOTAL	4,969.4	--	--	--	--		
SOURCE OF FUNDS STP-0	LOCAL	--	--	--	--	--	--				
	STATE	993.9	--	--	--	--	--				
	FEDERAL	3,975.5	--	--	--	--	--				
TOTAL	4,969.4	--	--	--	--	--					
	592 (587)	RESURFACING OF STH 83 FROM STH 20 TO IH-43 IN RACINE AND WAUKESHA COUNTIES (5.93 MI) 8000056 1300-09-70	HP	DETAIL COSTS	PE	26.5	--	--	--	--	EXEMPT
					ROW	--	--	--	--	--	
					CONST	--	2,541.5	--	--	--	
				OTHER	--	--	--	--	--		
				TOTAL	26.5	2,541.5	--	--	--		
SOURCE OF FUNDS STP-0	LOCAL	--	--	--	--	--	--				
	STATE	5.3	508.3	--	--	--	--				
	FEDERAL	21.2	2,033.2	--	--	--	--				
TOTAL	26.5	2,541.5	--	--	--	--					
	593 (588)	RESURFACING OF STH 142 (BUSHNELL RD) FROM BURLINGTON CITY LIMITS TO BURLINGTON BYPASS AND REMOVE BRIDGE AT FORMER CPR RIGHT OF WAY (B-51-0018) 8009934 3370-05-70	HP	DETAIL COSTS	PE	246.4	--	--	--	--	EXEMPT
					ROW	--	--	--	--	--	
					CONST	--	--	--	2,300.0	--	
				OTHER	--	--	--	--	--		
				TOTAL	246.4	--	--	2,300.0	--		
SOURCE OF FUNDS STP-0	LOCAL	--	--	--	--	--	--				
	STATE	49.3	--	--	460.0	--	--				
	FEDERAL	197.1	--	--	1,840.0	--	--				
TOTAL	246.4	--	--	2,300.0	--	--					

TRANSPORTATION IMPROVEMENT PROGRAM FOR THE KENOSHA, RACINE, WALWORTH TRANSPORTATION MANAGEMENT AREA -- RACINE COUNTY 2011-2014

PROJECT SPONSOR	PROJECT			ESTIMATED COSTS (\$1,000)					AIR QUAL STAT		
	NO	DESCRIPTION / STATE ID	TYPE	2011	2012	2013	2014	REMAINING			
STATE OF WISCONSIN	594 (589)	RECONSTRUCTION OF STH 164 (BIG BEND RD) FROM STH 36 TO THE RACINE/WAUKESHA COUNTY LINE (5.00 MI) 8000102 2810-04-00	HP	DETAIL COSTS	PE	505.2	--	--	--	--	EXEMPT
					ROW	--	--	--	--	--	
					CONST	--	--	4,715.2	--	--	
				OTHER	--	--	--	--	--	TOTAL	
SOURCE OF FUNDS STP-0	LOCAL STATE	--	--	--	--	--	--	--	--		
	FEDERAL	101.0	--	943.0	--	--	--	--	--		
	TOTAL	404.2	--	3,772.2	--	--	--	--	--		
	595 (985)	SURFACE REPAIR ON THE CANADIAN PACIFIC RAILROAD - HIGHSPEED RAIL AT CTH C IN THE VILLAGE OF STURTEVANT 8009782 1009-99-30	HP	DETAIL COSTS	PE	--	--	--	--	--	EXEMPT
					ROW	--	--	--	--	--	
					CONST	123.5	--	--	--	--	
				OTHER	--	--	--	--	--	TOTAL	
SOURCE OF FUNDS HSR	LOCAL STATE	24.7	--	--	--	--	--	--	--		
	FEDERAL	98.8	--	--	--	--	--	--	--		
	TOTAL	123.5	--	--	--	--	--	--	--		
	596 (590)	RECONSTRUCTION WITH ADDITIONAL LANES OF STH 32 FROM FIVE MILE RD TO STH 31 IN THE TOWN OF CALEDONIA (1.30 MI) 8000223 2350-09-71	HI	DETAIL COSTS	PE	555.1	--	--	--	--	NON-EXEMPT
					ROW	3,750.0	--	--	--	--	
					CONST	--	--	--	--	--	
				OTHER	--	--	--	--	5,233.1	TOTAL	
SOURCE OF FUNDS NHS	LOCAL STATE	--	--	--	--	--	--	--	--		
	FEDERAL	3,861.0	--	--	--	--	--	--	--		
	TOTAL	444.1	--	--	--	--	--	--	--		
	597	RECONSTRUCTION OF THE INTERSECTION OF STH 20 AND HONEY CREEK RD IN RACINE COUNTY 8000256 2698-04-70	HS	DETAIL COSTS	PE	104.5	--	--	--	--	EXEMPT
					ROW	--	--	--	--	--	
					CONST	--	--	--	--	--	
				OTHER	--	--	--	--	--	TOTAL	
SOURCE OF FUNDS STP-S	LOCAL STATE	--	--	--	--	--	--	--	--		
	FEDERAL	10.4	--	--	--	--	--	--	--		
	TOTAL	94.1	--	--	--	--	--	--	--		
	598	IMPROVEMENTS TO THE INTERSECTION OF STH 20 AND STH 175 IN RACINE COUNTY (0.16 MI) 8000260 2340-09-70	HS	DETAIL COSTS	PE	102.6	--	--	--	--	EXEMPT
					ROW	50.0	--	--	--	--	
					CONST	--	--	--	--	--	
				OTHER	--	--	--	--	--	TOTAL	
SOURCE OF FUNDS STP-0	LOCAL STATE	--	--	--	--	--	--	--	--		
	FEDERAL	70.5	--	--	--	--	--	--	--		
	TOTAL	82.1	--	--	--	--	--	--	--		
	599 (1061)	RECONSTRUCTION OF THE CP RAILROAD (SOO LINE) CROSSING AT CTH KR (1ST ST) IN THE VILLAGE OF MOUNT PLEASANT 8009571	HS	DETAIL COSTS	PE	--	--	--	--	--	EXEMPT
					ROW	--	--	--	--	--	
					CONST	129.6	--	--	--	--	
				OTHER	--	--	--	--	--	TOTAL	
SOURCE OF FUNDS HSR	LOCAL STATE	--	--	--	--	--	--	--	--		
	FEDERAL	25.9	--	--	--	--	--	--	--		
	TOTAL	103.7	--	--	--	--	--	--	--		
WISCONSIN DNR	600 (594)	INSTALLATION OF ADVANCED TRUCK STOP ELECTRIFICATION UNITS AT A MAJOR TRUCK STOP TO REDUCE IDLING 8016890 1693-31-10	EE	DETAIL COSTS	PE	--	--	--	--	--	EXEMPT
					ROW	--	--	--	--	--	
					CONST	--	--	--	--	--	
				OTHER	830.0	--	--	--	--	TOTAL	
SOURCE OF FUNDS CMAQ	LOCAL STATE	--	--	--	--	--	--	--	--		
	FEDERAL	166.0	--	--	--	--	--	--	--		
	TOTAL	664.0	--	--	--	--	--	--	--		
RACINE COUNTY	601 (596)	RECONSTRUCTION WITH ADDITIONAL LANES OF CTH C FROM AIRLINE RD TO SUNNYSLOPE DR IN THE VILLAGE OF MOUNT PLEASANT 3009998 2806-09-70	HI	DETAIL COSTS	PE	--	--	--	--	--	NON-EXEMPT
					ROW	--	--	--	--	--	
					CONST	--	2,460.0	--	--	--	
				OTHER	--	--	--	--	--	TOTAL	
SOURCE OF FUNDS STP-0	LOCAL STATE	--	540.0	--	--	--	--	--	--		
	FEDERAL	--	--	1,920.0	--	--	--	--	--		
	TOTAL	--	540.0	1,920.0	--	--	--	--	--		

TRANSPORTATION IMPROVEMENT PROGRAM FOR THE KENOSHA, RACINE, WALWORTH TRANSPORTATION MANAGEMENT AREA -- RACINE COUNTY 2011-2014

PROJECT SPONSOR	PROJECT			ESTIMATED COSTS (\$1,000)					AIR QUAL STAT	
	NO	DESCRIPTION / STATE ID	TYPE		2011	2012	2013	2014		REMAINING
RACINE COUNTY	602 (597)	PROVISION OF SPECIALIZED DEMAND RESPONSIVE TRANSPORTATION SERVICES FOR ELDERLY & DISABLED PEOPLE IN RURAL RACINE COUNTY (SEC 85.21)	TP	DETAIL COSTS	PE	--	--	--	--	--
					ROW	--	--	--	--	--
				CONST	--	--	--	--	--	
				OTHER	518.3	534.2	550.5	567.4	--	
				TOTAL	518.3	534.2	550.5	567.4	--	
				SOURCE OF FUNDS	LOCAL	86.4	89.0	91.8	94.6	
					STATE	431.9	445.2	458.7	472.8	
					FEDERAL	--	--	--	--	
				TOTAL	518.3	534.2	550.5	567.4	--	
		3000002								
	603 (599)	DESIGN AND CONSTRUCTION OF MRK TRAIL EXTENSION AND BRIDGE FROM 6 MILE RD TO 7 MILE RD AND OVER UPRR (0.70 MI)	EE	DETAIL COSTS	PE	--	--	--	--	--
					ROW	--	--	--	--	--
				CONST	1,486.1	--	--	--	--	
				OTHER	52.5	--	--	--	--	
				TOTAL	1,538.6	--	--	--	--	
				SOURCE OF FUNDS	LOCAL	394.6	--	--	--	
					STATE	--	--	--	--	
					FEDERAL	1,144.0	--	--	--	
				TOTAL	1,538.6	--	--	--	--	
		3007000	1693-35-70							
	604 (600)	CONSTRUCTION OF THE RACINE/STURTEVANT BICYCLE/PEDESTRIAN TRAIL FROM THE AMTRAK STATION TO THE CPR CORRIDOR IN THE VILLAGE OF STURTEVANT	EE	DETAIL COSTS	PE	--	--	--	--	--
					ROW	--	--	--	--	--
				CONST	249.3	--	--	--	--	
				OTHER	--	--	--	--	--	
				TOTAL	249.3	--	--	--	--	
				SOURCE OF FUNDS	LOCAL	76.5	--	--	--	
					STATE	--	--	--	--	
					FEDERAL	172.8	--	--	--	
				TOTAL	249.3	--	--	--	--	
		3009999	2250-04-72							
	605 (601)	CONSTRUCTION OF THE RACINE/STURTEVANT BICYCLE/PEDESTRIAN TRAIL ON THE FORMER CP ROW FROM STH 31 TO WILLOW RD IN RACINE COUNTY: PHASE IB	EE	DETAIL COSTS	PE	--	--	--	--	--
					ROW	--	--	--	--	--
				CONST	297.3	--	--	--	--	
				OTHER	--	--	--	--	--	
				TOTAL	297.3	--	--	--	--	
				SOURCE OF FUNDS	LOCAL	75.8	--	--	--	
					STATE	--	--	--	--	
					FEDERAL	221.5	--	--	--	
				TOTAL	297.3	--	--	--	--	
		3000000	1693-25-70							
	606 (602)	CONSTRUCTION OF THE RACINE/STURTEVANT BICYCLE/PEDESTRIAN TRAIL FROM WILLOW RD TO THE AMTRAK STATION IN THE VILLAGE OF STURTEVANT: PHASE II (1.25 MI)	EE	DETAIL COSTS	PE	--	--	--	--	--
					ROW	--	--	--	--	--
				CONST	332.4	--	--	--	--	
				OTHER	--	--	--	--	--	
				TOTAL	332.4	--	--	--	--	
				SOURCE OF FUNDS	LOCAL	102.0	--	--	--	
					STATE	--	--	--	--	
					FEDERAL	230.4	--	--	--	
				TOTAL	332.4	--	--	--	--	
		3000012	2250-04-71							
	607 (603)	CONSTRUCTION OF THE RACINE/STURTEVANT BICYCLE/PEDESTRIAN TRAIL FROM CTH H TO THE CP RAIL WEST OF IH-94 IN RACINE COUNTY: PHASE III (2.40 MI)	EE	DETAIL COSTS	PE	--	--	--	--	--
					ROW	--	--	--	--	--
				CONST	--	259.0	--	--	--	
				OTHER	--	--	--	--	--	
				TOTAL	--	259.0	--	--	--	
				SOURCE OF FUNDS	LOCAL	--	75.0	--	--	
					STATE	--	--	--	--	
					FEDERAL	--	184.0	--	--	
				TOTAL	--	259.0	--	--	--	
		3000009	1693-31-72							
BURLINGTON (CITY)	608 (604)	CONSTRUCTION OF A BICYCLE/PEDESTRIAN FACILITY ON BROWNS LAKE DR (CTH W) FROM STH 11 TO BEAR ARBOR DR IN THE CITY OF BURLINGTON (0.90 MI)	EE	DETAIL COSTS	PE	--	--	--	--	--
					ROW	--	--	--	--	--
				CONST	187.4	--	--	--	--	
				OTHER	--	--	--	--	--	
				TOTAL	187.4	--	--	--	--	
				SOURCE OF FUNDS	LOCAL	37.5	--	--	--	
					STATE	--	--	--	--	
					FEDERAL	149.9	--	--	--	
				TOTAL	187.4	--	--	--	--	
		3010000	1693-31-72							
MOUNT PLEASANT (VILLAGE)	609 (1055)	CONSTRUCTION OF A 10 FT WIDE ASPHALT TRAIL FROM MARINER DR TO STH 20, PAVING OF AN EXISTING PATH FROM STH 20 TO PIKE RIVER PATHWAY, AND INSTALL OF BIKE LANES ON OAKES RD AND ON SOUTHERN FRONTAGE RD	EE	DETAIL COSTS	PE	23.1	--	--	--	--
					ROW	--	44.6	--	--	--
				CONST	--	--	154.1	--	--	
				OTHER	--	--	37.6	--	--	
				TOTAL	23.1	44.6	191.7	--	--	
				SOURCE OF FUNDS	LOCAL	4.6	8.9	38.3	--	
					STATE	--	--	--	--	
					FEDERAL	18.5	35.7	153.4	--	
				TOTAL	23.1	44.6	191.7	--	--	
		3069998								

TRANSPORTATION IMPROVEMENT PROGRAM FOR THE KENOSHA, RACINE, WALWORTH TRANSPORTATION MANAGEMENT AREA -- RACINE COUNTY 2011-2014

PROJECT SPONSOR	PROJECT			ESTIMATED COSTS (\$1,000)					AIR QUAL STAT		
	NO	DESCRIPTION / STATE ID	TYPE	2011	2012	2013	2014	REMAINING			
NORWAY (TOWN)	610 (606)	REPLACEMENT OF MALCHINE RD BRIDGE OVER WIND LAKE DRAINAGE CANAL IN TOWN OF NORWAY (B-51-11) 3089999 2699-02-70	OH	DETAIL COSTS	PE	36.5	--	--	--	--	EXEMPT
					ROW	--	--	--	--	--	
					CONST	--	185.1	--	--	--	
				OTHER	--	--	--	--	--		
				TOTAL	36.5	185.1	--	--	--		
SOURCE OF FUNDS BRF	LOCAL STATE	7.3	37.0	--	--	--					
	FEDERAL	29.2	148.1	--	--	--					
	TOTAL	36.5	185.1	--	--	--					
RACINE (CITY)	611 (895)	RECONSTRUCTION OF OHIO ST FROM 16TH ST TO STH 20 (WASHINGTON AVE) IN THE CITY OF RACINE 3109974	HP	DETAIL COSTS	PE	300.0	--	--	--	--	EXEMPT
					ROW	--	5.0	--	--	--	
					CONST	--	--	1,850.0	--	--	
				OTHER	--	--	--	--	--		
				TOTAL	300.0	5.0	1,850.0	--	--		
SOURCE OF FUNDS STP-0	LOCAL STATE	60.0	1.0	370.0	--	--					
	FEDERAL	240.0	4.0	1,480.0	--	--					
	TOTAL	300.0	5.0	1,850.0	--	--					
	612 (896)	RECONSTRUCTION OF OHIO ST FROM STH 20 (WASHINGTON AVE) TO KINZIE AVE IN THE CITY OF RACINE 3109973	HP	DETAIL COSTS	PE	--	--	210.0	--	--	EXEMPT
					ROW	--	--	--	--	--	
					CONST	--	--	--	--	--	
				OTHER	--	--	--	--	--		
				TOTAL	--	--	210.0	--	--		
SOURCE OF FUNDS STP-0	LOCAL STATE	--	--	52.5	--	--					
	FEDERAL	--	--	157.5	--	--					
	TOTAL	--	--	210.0	--	--					
	613 (1062)	LOCAL MARKETING FOR THE BELLE URBAN SYSTEM IN THE CITY OF RACINE 3109970	TP	DETAIL COSTS	PE	--	--	--	--	--	EXEMPT
					ROW	--	--	--	--	--	
					CONST	--	--	--	--	--	
				OTHER	--	34.3	--	--	--		
				TOTAL	--	34.3	--	--	--		
SOURCE OF FUNDS CMAQ	LOCAL STATE	--	6.8	--	--	--					
	FEDERAL	--	27.5	--	--	--					
	TOTAL	--	34.3	--	--	--					
	614 (608)	OPERATING ASSISTANCE FOR THE CITY OF RACINE TRANSIT SYSTEM 3100121	TP	DETAIL COSTS	PE	--	--	--	--	--	EXEMPT
					ROW	--	--	--	--	--	
					CONST	--	--	--	--	--	
				OTHER	5,948.7	6,246.1	6,558.3	6,886.3	--		
				TOTAL	5,948.7	6,246.1	6,558.3	6,886.3	--		
SOURCE OF FUNDS FTA 5307	LOCAL STATE	1,667.1	1,750.4	1,837.9	1,929.8	--					
	FEDERAL	1,989.1	2,088.6	2,192.9	2,302.6	--					
	TOTAL	2,292.5	2,407.1	2,527.5	2,653.9	--					
	615 (609)	OPERATING ASSISTANCE FOR THE WISCONSIN COACH LINES KENOSHA/RACINE/MILWAUKEE INTERCITY BUS SERVICE 3100026	TP	DETAIL COSTS	PE	--	--	--	--	--	EXEMPT
					ROW	--	--	--	--	--	
					CONST	--	--	--	--	--	
				OTHER	837.6	854.4	897.1	942.0	--		
				TOTAL	837.6	854.4	897.1	942.0	--		
SOURCE OF FUNDS	LOCAL STATE	167.5	170.9	179.4	188.4	--					
	FEDERAL	670.1	683.5	717.7	753.6	--					
	TOTAL	837.6	854.4	897.1	942.0	--					
	616 (610)	PROVISION OF DEMAND-RESPONSIVE TRANSPORTATION SERVICE FOR ELDERLY AND DISABLED IN THE RACINE URBANIZED AREA 3100024	TP	DETAIL COSTS	PE	--	--	--	--	--	EXEMPT
					ROW	--	--	--	--	--	
					CONST	--	--	--	--	--	
				OTHER	508.6	534.0	560.7	588.7	--		
				TOTAL	508.6	534.0	560.7	588.7	--		
SOURCE OF FUNDS FTA 5307	LOCAL STATE	138.7	145.6	152.8	160.6	--					
	FEDERAL	176.8	185.6	194.9	204.7	--					
	TOTAL	193.1	202.8	213.0	223.4	--					
	617	PURCHASE 11 LOW FLOOR BUSES FOR THE CITY OF RACINE TRANSIT SYSTEM: 2 IN 2011, 3 IN 2012, 3 IN 2013, AND 3 IN 2014 3100012	TP	DETAIL COSTS	PE	--	--	--	--	--	EXEMPT
					ROW	--	--	--	--	--	
					CONST	--	--	--	--	--	
				OTHER	800.0	1,200.0	1,240.0	1,260.0	--		
				TOTAL	800.0	1,200.0	1,240.0	1,260.0	--		
SOURCE OF FUNDS FTA 5309	LOCAL STATE	160.0	240.0	248.0	252.0	--					
	FEDERAL	640.0	960.0	992.0	1,008.0	--					
	TOTAL	800.0	1,200.0	1,240.0	1,260.0	--					

TRANSPORTATION IMPROVEMENT PROGRAM FOR THE KENOSHA, RACINE, WALWORTH TRANSPORTATION MANAGEMENT AREA -- RACINE COUNTY 2011-2014

PROJECT SPONSOR	PROJECT			ESTIMATED COSTS (\$1,000)					AIR QUAL STAT	
	NO	DESCRIPTION / STATE ID	TYPE		2011	2012	2013	2014		REMAINING
RACINE (CITY)	618 (612)	PURCHASE TWO RUBBER-TIRED REPLICA TROLLEY STYLE BUSES TO REPLACE TWO 1991 RUBBER-TIRED REPLICA TROLLEY BUSES 3100006	TP	DETAIL COSTS	PE	--	--	--	--	--
					ROW	--	--	--	--	--
				CONST	--	--	--	--	--	
				OTHER	660.0	--	--	--	--	
				TOTAL	660.0	--	--	--	--	
SOURCE OF FUNDS FTA 5309	LOCAL STATE	132.0	--	--	--	--				
	FEDERAL	528.0	--	--	--	--				
	TOTAL	660.0	--	--	--	--				
	619 (613)	PURCHASE OF THREE (3) BUSES TO REPLACE FOUR 1988 - TMC MODEL BUSES FOR THE CITY OF RACINE TRANSIT SYSTEM 3100004	TP	DETAIL COSTS	PE	--	--	--	--	--
					ROW	--	--	--	--	--
				CONST	--	--	--	--	--	
				OTHER	1,110.0	--	--	--	--	
				TOTAL	1,110.0	--	--	--	--	
SOURCE OF FUNDS FTA 5309	LOCAL STATE	222.0	--	--	--	--				
	FEDERAL	888.0	--	--	--	--				
	TOTAL	1,110.0	--	--	--	--				
	620 (614)	PURCHASE OF SIX (6) BUSES TO REPLACE THREE 1997 NOVABUSES FOR THE CITY OF RACINE TRANSIT SYSTEM: 3 IN 2009 AND 3 IN 2010 3100008	TP	DETAIL COSTS	PE	--	--	--	--	--
					ROW	--	--	--	--	--
				CONST	--	--	--	--	--	
				OTHER	1,110.0	1,110.0	--	--	--	
				TOTAL	1,110.0	1,110.0	--	--	--	
SOURCE OF FUNDS FTA 5309	LOCAL STATE	222.0	222.0	--	--	--				
	FEDERAL	888.0	888.0	--	--	--				
	TOTAL	1,110.0	1,110.0	--	--	--				
	621 (616)	PURCHASE REPLACEMENT PORTABLE STEAM CLEANER FOR MAINTENANCE USE REPLACES 2002 PURCHASED MODEL FOR THE CITY OF RACINE TRANSIT SYSTEM 3100011	TP	DETAIL COSTS	PE	--	--	--	--	--
					ROW	--	--	--	--	--
				CONST	--	--	--	--	--	
				OTHER	15.0	--	--	--	--	
				TOTAL	15.0	--	--	--	--	
SOURCE OF FUNDS FTA 5309	LOCAL STATE	3.0	--	--	--	--				
	FEDERAL	12.0	--	--	--	--				
	TOTAL	15.0	--	--	--	--				
	622 (617)	REPLACEMENT OF BUS FUELING SYSTEM PUMPS AND METERS AT THE CITY TRANSIT GARAGE R 3100119	TP	DETAIL COSTS	PE	--	--	--	--	--
					ROW	--	--	--	--	--
				CONST	--	--	--	--	--	
				OTHER	--	140.0	--	--	--	
				TOTAL	--	140.0	--	--	--	
SOURCE OF FUNDS FTA 5309	LOCAL STATE	--	28.0	--	--	--				
	FEDERAL	--	112.0	--	--	--				
	TOTAL	--	140.0	--	--	--				
	623 (618)	REPLACEMENT OF MAINTENANCE AND SERVICE GARAGE EQUIPMENT FOR THE CITY OF RACINE TRANSIT SYSTEM 3100003	TP	DETAIL COSTS	PE	--	--	--	--	--
					ROW	--	--	--	--	--
				CONST	--	--	--	--	--	
				OTHER	105.0	--	--	--	--	
				TOTAL	105.0	--	--	--	--	
SOURCE OF FUNDS FTA 5309	LOCAL STATE	21.0	--	--	--	--				
	FEDERAL	84.0	--	--	--	--				
	TOTAL	105.0	--	--	--	--				
	624 (619)	MAINTENANCE AND SERVICE GARAGE IMPROVEMENTS FOR THE CITY OF RACINE TRANSIT SYSTEM 3100020	TP	DETAIL COSTS	PE	--	--	--	--	--
					ROW	--	--	--	--	--
				CONST	--	--	--	--	--	
				OTHER	--	150.0	150.0	--	--	
				TOTAL	--	150.0	150.0	--	--	
SOURCE OF FUNDS FTA 5309	LOCAL STATE	--	30.0	30.0	--	--				
	FEDERAL	--	120.0	120.0	--	--				
	TOTAL	--	150.0	150.0	--	--				
	625	REPAIR AND REPLACE ROOF AT TRANSIT CENTER FOR THE CITY OF RACINE TRANSIT SYSTEM 3107031	TP	DETAIL COSTS	PE	--	--	--	--	--
					ROW	--	--	--	--	--
				CONST	150.0	--	--	--	--	
				OTHER	--	--	--	--	--	
				TOTAL	150.0	--	--	--	--	
SOURCE OF FUNDS FTA 5309	LOCAL STATE	30.0	--	--	--	--				
	FEDERAL	120.0	--	--	--	--				
	TOTAL	150.0	--	--	--	--				

TRANSPORTATION IMPROVEMENT PROGRAM FOR THE KENOSHA, RACINE, WALWORTH TRANSPORTATION MANAGEMENT AREA -- RACINE COUNTY 2011-2014

PROJECT SPONSOR	PROJECT			ESTIMATED COSTS (\$1,000)					AIR QUAL STAT	
	NO	DESCRIPTION / STATE ID	TYPE	2011	2012	2013	2014	REMAINING		
RACINE (CITY)	626	REPLACE CAMERAS ON BUSES AND UPGRADE SOFTWARE FOR THE CITY OF RACINE TRANSIT SYSTEM 3100005	TP	DETAIL COSTS	PE	--	--	--	--	EXEMPT
					ROW	--	--	--	--	
					CONST	--	--	--	--	
					OTHER	--	--	110.0	--	
				TOTAL	--	--	110.0	--		
SOURCE OF FUNDS FTA 5309	LOCAL STATE	--	--	22.0	--	--				
	FEDERAL	--	--	88.0	--	--				
	TOTAL	--	--	110.0	--	--				
		627	REPLACE SUPERVISORY VAN FOR THE CITY OF RACINE TRANSIT SYSTEM 3100009	TP	DETAIL COSTS	PE	--	--	--	--
ROW						--	--	--	--	
CONST						--	--	--	--	
OTHER						--	--	--	45.0	
TOTAL					--	--	--	45.0		
SOURCE OF FUNDS FTA 5309	LOCAL STATE	--	--	--	9.0	--				
	FEDERAL	--	--	--	36.0	--				
	TOTAL	--	--	--	45.0	--				
		628	REPLACE ASPHALT PAVING FOR THE CITY OF RACINE TRANSIT SYSTEM 3100010	TP	DETAIL COSTS	PE	--	--	--	--
ROW						--	--	--	--	
CONST						400.0	--	--	--	
OTHER						--	--	--	--	
TOTAL					400.0	--	--	--		
SOURCE OF FUNDS FTA 5309	LOCAL STATE	80.0	--	--	--	--				
	FEDERAL	320.0	--	--	--	--				
	TOTAL	400.0	--	--	--	--				
		629	REPAIR AND REPLACE ROOF AT BUS SERVICES GARAGE FOR THE CITY OF RACINE TRANSIT SYSTEM 3107032	TP	DETAIL COSTS	PE	--	--	--	--
ROW						--	--	--	--	
CONST						--	--	--	425.0	
OTHER						--	--	--	--	
TOTAL					--	--	--	425.0		
SOURCE OF FUNDS FTA 5309	LOCAL STATE	--	--	--	85.0	--				
	FEDERAL	--	--	--	340.0	--				
	TOTAL	--	--	--	425.0	--				
		630 (744) R	PURCHASE OF 35 GFI CARD READERS FOR THE CITY OF RACINE TRANSIT SYSTEM 3109992	TP	DETAIL COSTS	PE	--	--	--	--
ROW						--	--	--	--	
CONST						--	--	--	--	
OTHER						140.0	--	--	--	
TOTAL					140.0	--	--	--		
SOURCE OF FUNDS FED REC	LOCAL STATE	--	--	--	--	--				
	FEDERAL	140.0	--	--	--	--				
	TOTAL	140.0	--	--	--	--				
		631 (745) R	PURCHASE OF A GFI PROBE UNIT FOR THE CITY OF RACINE TRANSIT SYSTEM 3109991	TP	DETAIL COSTS	PE	--	--	--	--
ROW						--	--	--	--	
CONST						--	--	--	--	
OTHER						45.0	--	--	--	
TOTAL					45.0	--	--	--		
SOURCE OF FUNDS FED REC	LOCAL STATE	--	--	--	--	--				
	FEDERAL	45.0	--	--	--	--				
	TOTAL	45.0	--	--	--	--				
		632 (746) R	PURCHASE OF A PLOW TRUCK FOR THE CITY OF RACINE TRANSIT SYSTEM 3109980	TP	DETAIL COSTS	PE	--	--	--	--
ROW						--	--	--	--	
CONST						--	--	--	--	
OTHER						50.0	--	--	--	
TOTAL					50.0	--	--	--		
SOURCE OF FUNDS FED REC	LOCAL STATE	--	--	--	--	--				
	FEDERAL	50.0	--	--	--	--				
	TOTAL	50.0	--	--	--	--				
		633 (747) R	UPGRADE OF CONTINENTAL TRANSIT MASTER SOFTWARE FOR THE CITY OF RACINE TRANSIT SYSTEM 3109990	TP	DETAIL COSTS	PE	--	--	--	--
ROW						--	--	--	--	
CONST						--	--	--	--	
OTHER						90.0	--	--	--	
TOTAL					90.0	--	--	--		
SOURCE OF FUNDS FED REC	LOCAL STATE	--	--	--	--	--				
	FEDERAL	90.0	--	--	--	--				
	TOTAL	90.0	--	--	--	--				

TRANSPORTATION IMPROVEMENT PROGRAM FOR THE KENOSHA, RACINE, WALWORTH TRANSPORTATION MANAGEMENT AREA -- RACINE COUNTY 2011-2014

PROJECT SPONSOR	PROJECT			ESTIMATED COSTS (\$1,000)					AIR QUAL STAT	
	NO	DESCRIPTION / STATE ID	TYPE		2011	2012	2013	2014		REMAINING
RACINE (CITY)	634 (748) R	PURCHASE OF MAINTENANCE AREA VACUUM SYSTEM FOR THE CITY OF RACINE TRANSIT SYSTEM 3109989	TP	DETAIL COSTS	PE	--	--	--	--	--
					ROW	--	--	--	--	--
				CONST	--	--	--	--	--	
				OTHER	--	--	90.0	--	--	
				TOTAL	--	--	90.0	--	--	
SOURCE OF FUNDS FTA 5309	LOCAL STATE	--	--	18.0	--	--				
	FEDERAL	--	--	72.0	--	--				
	TOTAL	--	--	90.0	--	--				
RACINE (CITY)	635 (749) R	PURCHASE OF SCHEDULING SOFTWARE FOR THE CITY OF RACINE TRANSIT SYSTEM 3109987	TP	DETAIL COSTS	PE	--	--	--	--	--
					ROW	--	--	--	--	--
				CONST	--	--	--	--	--	
				OTHER	--	--	--	160.0	--	
				TOTAL	--	--	--	160.0	--	
SOURCE OF FUNDS FTA 5309	LOCAL STATE	--	--	--	32.0	--				
	FEDERAL	--	--	--	128.0	--				
	TOTAL	--	--	--	160.0	--				
RACINE (CITY)	636 (750) R	PURCHASE OF 5 DESTINATION SIGNS FOR TRANSIT CENTER FOR THE CITY OF RACINE TRANSIT SYSTEM 3109986	TP	DETAIL COSTS	PE	--	--	--	--	--
					ROW	--	--	--	--	--
				CONST	--	--	--	--	--	
				OTHER	75.0	--	--	--	--	
				TOTAL	75.0	--	--	--	--	
SOURCE OF FUNDS FED REC	LOCAL STATE	--	--	--	--	--				
	FEDERAL	75.0	--	--	--	--				
	TOTAL	75.0	--	--	--	--				
RACINE (CITY)	637 (752) R	PURCHASE OF 5 AUTOMATIC GARAGE DOOR OPENERS FOR THE CITY OF RACINE TRANSIT SYSTEM 3109988	TP	DETAIL COSTS	PE	--	--	--	--	--
					ROW	--	--	--	--	--
				CONST	--	--	--	--	--	
				OTHER	25.0	--	--	--	--	
				TOTAL	25.0	--	--	--	--	
SOURCE OF FUNDS FED REC	LOCAL STATE	--	--	--	--	--				
	FEDERAL	25.0	--	--	--	--				
	TOTAL	25.0	--	--	--	--				
RACINE (CITY)	638 (753) R	PURCHASE OF TICKET/PASS VENDING MACHINE FOR THE CITY OF RACINE TRANSIT SYSTEM 3109984	TP	DETAIL COSTS	PE	--	--	--	--	--
					ROW	--	--	--	--	--
				CONST	--	--	--	--	--	
				OTHER	50.0	--	--	--	--	
				TOTAL	50.0	--	--	--	--	
SOURCE OF FUNDS FED REC	LOCAL STATE	--	--	--	--	--				
	FEDERAL	50.0	--	--	--	--				
	TOTAL	50.0	--	--	--	--				
RACINE (CITY)	639 (755) R	PURCHASE OF A CASH COUNTING EQUIPMENT FOR THE CITY OF RACINE TRANSIT SYSTEM 3109982	TP	DETAIL COSTS	PE	--	--	--	--	--
					ROW	--	--	--	--	--
				CONST	--	--	--	--	--	
				OTHER	10.0	--	--	--	--	
				TOTAL	10.0	--	--	--	--	
SOURCE OF FUNDS FED REC	LOCAL STATE	--	--	--	--	--				
	FEDERAL	10.0	--	--	--	--				
	TOTAL	10.0	--	--	--	--				
RACINE (CITY)	640 (757) R	LED LIGHT CONVERSION FOR TRANSIT CENTER FOR THE CITY OF RACINE TRANSIT SYSTEM 3109977	TP	DETAIL COSTS	PE	--	--	--	--	--
					ROW	--	--	--	--	--
				CONST	--	--	--	--	--	
				OTHER	37.1	--	--	--	--	
				TOTAL	37.1	--	--	--	--	
SOURCE OF FUNDS FED REC	LOCAL STATE	--	--	--	--	--				
	FEDERAL	37.1	--	--	--	--				
	TOTAL	37.1	--	--	--	--				
RACINE (CITY)	641 (759) R	PURCHASE OF THREE (3) BUSES TO REPLACE THREE 1997 NOVABUSES FOR THE CITY OF RACINE TRANSIT SYSTEM 3100007	TP	DETAIL COSTS	PE	--	--	--	--	--
					ROW	--	--	--	--	--
				CONST	--	--	--	--	--	
				OTHER	1,110.0	--	--	--	--	
				TOTAL	1,110.0	--	--	--	--	
SOURCE OF FUNDS FED REC	LOCAL STATE	--	--	--	--	--				
	FEDERAL	1,110.0	--	--	--	--				
	TOTAL	1,110.0	--	--	--	--				

TRANSPORTATION IMPROVEMENT PROGRAM FOR THE KENOSHA, RACINE, WALWORTH TRANSPORTATION MANAGEMENT AREA -- RACINE COUNTY 2011-2014

PROJECT SPONSOR	PROJECT			ESTIMATED COSTS (\$1,000)					AIR QUAL STAT	
	NO	DESCRIPTION / STATE ID	TYPE		2011	2012	2013	2014		REMAINING
RACINE (CITY)	642 (760) R	PURCHASE OF A REPLACEMENT TRUCK FOR THE CITY OF RACINE TRANSIT SYSTEM 3100035	TP	DETAIL COSTS	PE	--	--	--	--	--
					ROW	--	--	--	--	--
					CONST	--	--	--	--	--
					OTHER	45.0	--	--	--	--
	TOTAL	45.0	--	--	--	--	--			
	SOURCE OF FUNDS	LOCAL	--	--	--	--	--	--		
		STATE	--	--	--	--	--	--		
		FEDERAL	45.0	--	--	--	--	--		
		FED REC	--	--	--	--	--	--		
		TOTAL	45.0	--	--	--	--	--		
	643 (621)	CONSTRUCTION OF WALKER SITE BICYCLE/PEDESTRIAN PATH ALONG MAIN ST BRIDGE TO LAKE MICHIGAN PATH (0.28 MI) 3107030 1693-34-71	EE	DETAIL COSTS	PE	166.8	--	--	--	--
					ROW	--	--	--	--	--
					CONST	--	1,168.3	--	--	--
					OTHER	--	--	--	--	--
	TOTAL	166.8	1,168.3	--	--	--				
	SOURCE OF FUNDS	LOCAL	33.4	278.7	--	--	--	--		
		STATE	--	--	--	--	--	--		
		FEDERAL	133.4	889.6	--	--	--	--		
		CMAQ	--	--	--	--	--	--		
		TOTAL	166.8	1,168.3	--	--	--	--		
	644 (622)	INSTALLATION OF BIKE RACKS FOR 33 BELLE URBAN SYSTEM BUSES 3109975 2703-09-70	EE	DETAIL COSTS	PE	--	--	--	--	--
					ROW	--	--	--	--	--
					CONST	--	--	--	--	--
					OTHER	45.2	--	--	--	--
	TOTAL	45.2	--	--	--	--				
	SOURCE OF FUNDS	LOCAL	10.8	--	--	--	--	--		
		STATE	--	--	--	--	--	--		
		FEDERAL	34.4	--	--	--	--	--		
		STP-E	--	--	--	--	--	--		
		TOTAL	45.2	--	--	--	--	--		
	645 (620)	PURCHASE AND OPERATION OF A RIDE SHARE VAN TO PROVIDE TRANSPORTATION FOR UNEMPLOYED LOW INCOME PERSONS TO JOB HIRE LOCATIONS 3109995 1693-40-03	EE	DETAIL COSTS	PE	--	--	--	--	--
					ROW	--	--	--	--	--
					CONST	--	--	--	--	--
					OTHER	173.1	--	--	--	--
	TOTAL	173.1	--	--	--	--				
	SOURCE OF FUNDS	LOCAL	34.6	--	--	--	--	--		
		STATE	--	--	--	--	--	--		
		FEDERAL	138.5	--	--	--	--	--		
		CMAQ	--	--	--	--	--	--		
		TOTAL	173.1	--	--	--	--	--		
	646 (1057)	CONSTRUCTION OF A NEW SEGMENT OF THE LAKE MICHIGAN PATHWAY PROJECT FROM AUGUSTA ST TO MELVIN AVE IN THE CITY OF RACINE 3109964	EE	DETAIL COSTS	PE	--	--	--	--	--
					ROW	--	--	--	--	--
					CONST	--	1,043.5	--	--	--
					OTHER	--	--	--	--	--
	TOTAL	--	1,043.5	--	--	--				
	SOURCE OF FUNDS	LOCAL	--	208.7	--	--	--	--		
		STATE	--	--	--	--	--	--		
		FEDERAL	--	834.8	--	--	--	--		
		CMAQ	--	--	--	--	--	--		
		TOTAL	--	1,043.5	--	--	--	--		
	647 (1056)	CONSTRUCTION OF NEW SEGMENT OF THE LAKE MICHIGAN PATHWAY PROJECT FROM DEKOVEN AVE TO 24TH ST IN THE CITY OF RACINE 3109965	EE	DETAIL COSTS	PE	--	--	--	--	--
					ROW	--	--	--	--	--
					CONST	--	--	231.0	--	--
					OTHER	--	--	--	--	--
	TOTAL	--	--	231.0	--	--				
	SOURCE OF FUNDS	LOCAL	--	--	46.2	--	--	--		
		STATE	--	--	--	--	--	--		
		FEDERAL	--	--	184.8	--	--	--		
		CMAQ	--	--	--	--	--	--		
		TOTAL	--	--	231.0	--	--	--		
	648 (623)	SIGNAL INTERCONNECTION AND OPTIMIZATION OF MULTIPLE TRAFFIC SIGNALS SOUTH OF SIXTH ST IN THE CITY OF RACINE 3109994 1693-49-71	EE	DETAIL COSTS	PE	--	--	--	--	--
					ROW	--	--	--	--	--
					CONST	489.2	--	--	--	--
					OTHER	--	--	--	--	--
	TOTAL	489.2	--	--	--	--				
	SOURCE OF FUNDS	LOCAL	107.4	--	--	--	--	--		
		STATE	--	--	--	--	--	--		
		FEDERAL	381.8	--	--	--	--	--		
		CMAQ	--	--	--	--	--	--		
		TOTAL	489.2	--	--	--	--	--		
	649 (624)	SIGNAL INTERCONNECTION AND OPTIMIZATION OF MULTIPLE TRAFFIC SIGNALS NORTH OF SIXTH ST IN THE CITY OF RACINE 3109998 1693-49-72	EE	DETAIL COSTS	PE	--	--	--	--	--
					ROW	--	--	--	--	--
					CONST	530.4	--	--	--	--
					OTHER	--	--	--	--	--
	TOTAL	530.4	--	--	--	--				
	SOURCE OF FUNDS	LOCAL	116.4	--	--	--	--	--		
		STATE	--	--	--	--	--	--		
		FEDERAL	414.0	--	--	--	--	--		
		CMAQ	--	--	--	--	--	--		
		TOTAL	530.4	--	--	--	--	--		

TRANSPORTATION IMPROVEMENT PROGRAM FOR THE KENOSHA, RACINE, WALWORTH TRANSPORTATION MANAGEMENT AREA -- RACINE COUNTY 2011-2014

PROJECT SPONSOR	PROJECT			ESTIMATED COSTS (\$1,000)						AIR QUAL STAT	
	NO	DESCRIPTION / STATE ID	TYPE		2011	2012	2013	2014	REMAINING		
RACINE (CITY)	650 (998)	STREETSCAPING OF 7TH ST FROM MARQUETTE ST TO MAIN ST IN THE CITY OF RACINE 3109966 2440-07-71	EE	DETAIL COSTS	PE	62.5	--	--	--	--	EXEMPT
					ROW	--	--	--	--	--	
					CONST	562.5	--	--	--	--	
					OTHER	--	--	--	--	--	
				TOTAL	625.0	--	--	--	--		
SOURCE OF FUNDS STP-E	LOCAL STATE	125.0	--	--	--	--	--	--			
FEDERAL	500.0	--	--	--	--	--	--	--			
TOTAL	625.0	--	--	--	--	--	--	--			
RAYMOND (TOWN)	651	DEVELOPMENT OF A SAFE ROUTES TO SCHOOL PLAN FOR RAYMOND SCHOOL DISTRICT NO. 14 IN THE TOWN OF RAYMOND 3110000	HS	DETAIL COSTS	PE	--	--	--	--	--	EXEMPT
					ROW	--	--	--	--	--	
					CONST	--	--	--	--	--	
					OTHER	20.0	--	--	--	--	
				TOTAL	20.0	--	--	--	--		
SOURCE OF FUNDS SRTS	LOCAL STATE	--	--	--	--	--	--	--			
FEDERAL	20.0	--	--	--	--	--	--	--			
TOTAL	20.0	--	--	--	--	--	--	--			
WATERFORD (VILLAGE)	652 (629)	ADDITION OF SIGNAGE, EDUCATIONAL ACTIVITIES, ENFORCEMENT AT SIX SCHOOLS IN THE VILLAGE OF WATERFORD THROUGH SAFE ROUTES TO SCHOOL 3179998 1009-02-74	HS	DETAIL COSTS	PE	--	--	--	--	--	EXEMPT
					ROW	--	--	--	--	--	
					CONST	--	--	--	--	--	
					OTHER	25.2	--	--	--	--	
				TOTAL	25.2	--	--	--	--		
SOURCE OF FUNDS SRTS	LOCAL STATE	--	--	--	--	--	--	--			
FEDERAL	25.2	--	--	--	--	--	--	--			
TOTAL	25.2	--	--	--	--	--	--	--			
	653 (630)	CONSTRUCTION OF A BICYCLE/ PEDESTRIAN CROSSING OF THE FOX RIVER IN THE VILLAGE OF WATERFORD FROM RIVERVIEW DR TO WHITFORD PARK (0.17 MI) 3176920 1693-30-79	EE	DETAIL COSTS	PE	--	--	--	--	--	EXEMPT
					ROW	--	--	--	--	--	
					CONST	229.4	--	--	--	--	
					OTHER	--	--	--	--	--	
				TOTAL	229.4	--	--	--	--		
SOURCE OF FUNDS CMAQ	LOCAL STATE	59.0	--	--	--	--	--	--			
FEDERAL	170.4	--	--	--	--	--	--	--			
TOTAL	229.4	--	--	--	--	--	--	--			

TRANSPORTATION IMPROVEMENT PROGRAM FOR THE KENOSHA, RACINE, WALWORTH TRANSPORTATION MANAGEMENT AREA -- WALWORTH COUNTY 2011-2014

PROJECT SPONSOR	PROJECT			ESTIMATED COSTS (\$1,000)					AIR QUAL STAT		
	NO	DESCRIPTION / STATE ID	TYPE	2011	2012	2013	2014	REMAINING			
STATE OF WISCONSIN (639)	662 (639)	RECONSTRUCTION OF USH 14 FROM ILLINOIS STATE LINE TO SOUTH OF CTH K IN WALWORTH COUNTY (7.72 MI) 8009892 3150-06-70	HP	DETAIL COSTS	PE	628.4	--	--	--	--	EXEMPT
					ROW	--	--	215.0	--	--	
					CONST	--	--	--	--	5,817.6	
				OTHER	--	--	--	--	--		
				TOTAL	628.4	--	215.0	--	5,817.6		
SOURCE OF FUNDS STP-0	LOCAL STATE	--	--	--	--	--					
	FEDERAL	125.7	--	215.0	--	--					
	TOTAL	628.4	--	215.0	--	--					
	663 (901)	REHABILITATION OF STH 11 FROM USH 14/STH 89 TO TURTLE CREEK DR IN THE CITY OF DELEVAN IN WALWORTH COUNTY 8009813 1320-17-70	HP	DETAIL COSTS	PE	200.0	--	--	--	--	EXEMPT
					ROW	--	110.0	--	--	--	
					CONST	--	--	--	--	3,016.0	
				OTHER	--	--	--	--	--		
				TOTAL	200.0	110.0	--	--	3,016.0		
SOURCE OF FUNDS NHS	LOCAL STATE	--	--	--	--	--					
	FEDERAL	40.0	22.0	--	--	--					
	TOTAL	200.0	110.0	--	--	--					
	664 (957)	RECONSTRUCTION OF STH 11 FROM IH 43 TO STH 120 IN WALWORTH COUNTY (5.0 MI) 8009797 1320-04-01	HP	DETAIL COSTS	PE	860.4	--	--	--	--	EXEMPT
					ROW	--	--	1,100.0	--	--	
					CONST	--	--	--	--	8,169.6	
				OTHER	--	--	--	--	--		
				TOTAL	860.4	--	1,100.0	--	8,169.6		
SOURCE OF FUNDS NHS	LOCAL STATE	--	--	--	--	--					
	FEDERAL	172.1	--	1,100.0	--	--					
	TOTAL	860.4	--	1,100.0	--	--					
	665 (642)	REHABILITATION OF STH 11 FROM STH 120 TO THE EAST COUNTY LINE IN WALWORTH COUNTY (5.20 MI) 8000166 1320-12-00	HP	DETAIL COSTS	PE	280.1	--	--	--	--	EXEMPT
					ROW	--	--	--	--	--	
					CONST	--	2,613.8	--	--	--	
				OTHER	--	--	--	--	--		
				TOTAL	280.1	2,613.8	--	--	--		
SOURCE OF FUNDS NHS	LOCAL STATE	--	--	--	--	--					
	FEDERAL	56.0	522.8	--	--	--					
	TOTAL	280.1	2,613.8	--	--	--					
	666 (644)	RECONSTRUCTION OF STH 20 FROM THOMAS DR TO HONEY CREEK RD IN WALWORTH COUNTY (5.89 MI) 8009906 2698-03-70	HP	DETAIL COSTS	PE	850.7	--	--	--	--	EXEMPT
					ROW	--	1,508.7	--	--	--	
					CONST	--	--	--	--	7,139.3	
				OTHER	--	--	--	--	--		
				TOTAL	850.7	1,508.7	--	--	7,139.3		
SOURCE OF FUNDS STP-0	LOCAL STATE	--	--	--	--	--					
	FEDERAL	850.7	301.7	--	--	--					
	TOTAL	850.7	1,207.0	--	--	--					
	667 (958)	RECONSTRUCTION OF STH 20 FROM STH 67 TO TOWNLINE RD IN WALWORTH COUNTY (9.34 MI) 8009796 3130-06-01	HP	DETAIL COSTS	PE	801.4	--	--	--	--	EXEMPT
					ROW	--	--	2,140.0	--	--	
					CONST	--	--	--	--	8,178.6	
				OTHER	--	--	--	--	--		
				TOTAL	801.4	--	2,140.0	--	8,178.6		
SOURCE OF FUNDS STP-0	LOCAL STATE	--	--	--	--	--					
	FEDERAL	160.3	--	2,140.0	--	--					
	TOTAL	801.4	--	2,140.0	--	--					
	668 (646)	RESURFACING OF STH 36 FROM STH 120 TO WESTRIDGE AVE IN RACINE AND WALWORTH COUNTIES (6.57 MI) 8009911 3190-09-71	HP	DETAIL COSTS	PE	--	--	--	--	--	EXEMPT
					ROW	--	--	--	--	--	
					CONST	3,850.0	--	--	--	--	
				OTHER	--	--	--	--	--		
				TOTAL	3,850.0	--	--	--	--		
SOURCE OF FUNDS STP-0	LOCAL STATE	--	--	--	--	--					
	FEDERAL	770.0	--	--	--	--					
	TOTAL	3,080.0	--	--	--	--					
	669 (655)	RESURFACING OF STH 50 (7TH ST AND GENEVA ST) FROM WISCONSIN ST TO WRIGHT ST IN THE CITY OF DELEVAN (0.85 MI) 8009917 3170-08-70	HP	DETAIL COSTS	PE	246.4	--	--	--	--	EXEMPT
					ROW	--	55.0	--	--	--	
					CONST	--	--	--	--	2,353.6	
				OTHER	--	--	--	--	--		
				TOTAL	246.4	55.0	--	--	2,353.6		
SOURCE OF FUNDS	LOCAL STATE	61.6	--	--	--	--					
	FEDERAL	184.8	55.0	--	--	--					
	TOTAL	246.4	55.0	--	--	--					

TRANSPORTATION IMPROVEMENT PROGRAM FOR THE KENOSHA, RACINE, WALWORTH TRANSPORTATION MANAGEMENT AREA -- WALWORTH COUNTY 2011-2014

PROJECT SPONSOR	PROJECT			ESTIMATED COSTS (\$1,000)						AIR QUAL STAT	
	NO	DESCRIPTION / STATE ID	TYPE	2011	2012	2013	2014	REMAINING			
STATE OF WISCONSIN	670 (648)	CORRIDOR STUDY OF STH 50 FROM IH 43 TO STH 67 IN WALWORTH COUNTY (4.78 MI) 8009898 3170-10-00	HP	DETAIL COSTS	PE	100.0	--	--	--	--	EXEMPT
					ROW	--	--	--	--	--	
					CONST	--	--	--	--	--	
				OTHER	--	--	--	--	--		
				TOTAL	100.0	--	--	--	--		
SOURCE OF FUNDS	LOCAL STATE	--	--	--	--	--					
	FEDERAL	100.0	--	--	--	--					
	TOTAL	100.0	--	--	--	--					
	671 (647)	RECONSTRUCTION OF STH 50 FROM STH 67 EAST TO GENEVA ST IN THE TOWN OF GENEVA (1.70 MI) 8000261 3171-05-70	HP	DETAIL COSTS	PE	936.5	--	--	--	--	EXEMPT
					ROW	--	--	--	--	--	
					CONST	--	--	--	--	7,803.9	
				OTHER	--	--	--	--	--		
				TOTAL	936.5	--	--	--	7,803.9		
SOURCE OF FUNDS NHS	LOCAL STATE	--	--	--	--	--					
	FEDERAL	187.3	--	--	--	--					
	TOTAL	936.5	--	--	--	--					
	672 (1038)	RESURFACING OF STH 50 FROM GENEVA ST IN THE VILLAGE OF WILLIAMS BAY TO FOREST DR IN THE CITY OF LAKE GENEVA (3.5 MI) 8009755 3170-00-00	HP	DETAIL COSTS	PE	683.6	--	--	--	--	EXEMPT
					ROW	--	--	--	--	--	
					CONST	--	--	6,380.0	--	--	
				OTHER	--	--	--	--	--		
				TOTAL	683.6	--	6,380.0	--	--		
SOURCE OF FUNDS NHS	LOCAL STATE	--	--	--	--	--					
	FEDERAL	136.7	--	1,276.0	--	--					
	TOTAL	546.9	--	5,104.0	--	--					
	673 (1013)	RESURFACING OF STH 59 (ELKHORN RD) FROM COX RD TO NEWCOMB ST IN THE CITY OF WHITEWATER (1.20 MI) 8009775 3110-02-71	HP	DETAIL COSTS	PE	61.6	--	--	--	--	EXEMPT
					ROW	--	--	--	--	--	
					CONST	--	--	--	--	563.4	
				OTHER	--	--	--	--	--		
				TOTAL	61.6	--	--	--	563.4		
SOURCE OF FUNDS STP-0	LOCAL STATE	--	--	--	--	--					
	FEDERAL	12.3	--	--	--	--					
	TOTAL	49.3	--	--	--	--					
	674 (650)	RECONSTRUCTION OF THE INTERSECTION OF STH 59 EB WITH SB OLD STH 89 IN THE CITY OF WHITEWATER 8000097 3390-02-00	HP	DETAIL COSTS	PE	--	--	--	--	--	EXEMPT
					ROW	--	--	--	--	--	
					CONST	746.9	--	--	--	--	
				OTHER	--	--	--	--	--		
				TOTAL	746.9	--	--	--	--		
SOURCE OF FUNDS STP-0	LOCAL STATE	--	--	--	--	--					
	FEDERAL	149.4	--	--	--	--					
	TOTAL	597.5	--	--	--	--					
	675 (651)	RECONSTRUCTION OF INTERSECTION AT STH 59 (MILWAUKEE ST) AND NEWCOMB ST IN THE CITY OF WHITEWATER 8009921 3110-06-70	HP	DETAIL COSTS	PE	190.7	--	--	--	--	EXEMPT
					ROW	425.0	--	--	--	--	
					CONST	--	--	--	--	1,829.3	
				OTHER	--	--	--	--	--		
				TOTAL	615.7	--	--	--	1,829.3		
SOURCE OF FUNDS	LOCAL STATE	47.7	--	--	--	--					
	FEDERAL	568.0	--	--	--	--					
	TOTAL	615.7	--	--	--	--					
	676 (959)	RESURFACING OF STH 67 FROM STH 50 TO COMMERCE DR IN WALWORTH COUNTY (3.8 MI) 8009798 3325-01-01	HP	DETAIL COSTS	PE	471.4	--	--	--	--	EXEMPT
					ROW	--	--	--	--	--	
					CONST	--	--	4,400.0	--	--	
				OTHER	--	--	--	--	--		
				TOTAL	471.4	--	4,400.0	--	--		
SOURCE OF FUNDS STP-0	LOCAL STATE	--	--	--	--	--					
	FEDERAL	94.3	--	880.0	--	--					
	TOTAL	377.1	--	3,520.0	--	--					
	677 (653)	RESURFACING OF STH 67 FROM PARK AVE TO USH 14 IN WALWORTH COUNTY (6.30 MI) 8009872 3706-01-30	HP	DETAIL COSTS	PE	432.0	--	--	--	--	EXEMPT
					ROW	--	--	--	--	--	
					CONST	--	--	--	--	3,761.0	
				OTHER	--	--	--	--	--		
				TOTAL	432.0	--	--	--	3,761.0		
SOURCE OF FUNDS	LOCAL STATE	--	--	--	--	--					
	FEDERAL	432.0	--	--	--	--					
	TOTAL	432.0	--	--	--	--					

**TRANSPORTATION IMPROVEMENT PROGRAM FOR THE KENOSHA, RACINE, WALWORTH TRANSPORTATION
MANAGEMENT AREA -- WALWORTH COUNTY 2011-2014**

PROJECT SPONSOR	PROJECT			ESTIMATED COSTS (\$1,000)					AIR QUAL STAT		
	NO	DESCRIPTION / STATE ID	TYPE	2011	2012	2013	2014	REMAINING			
STATE OF WISCONSIN	678 (654)	RECONSTRUCTION OF STH 120 FROM USH 12 TO MADAUS ST IN THE CITY OF LAKE GENEVA (0.61 MI)	HP	DETAIL COSTS	PE	612.9	--	--	--	--	EXEMPT
					ROW	--	--	--	--	--	
				CONST	--	--	--	5,720.0	--	--	
				OTHER	--	--	--	--	--	--	
TOTAL	612.9	--	--	5,720.0	--	--					
SOURCE OF FUNDS STP-0	LOCAL STATE	--	--	--	--	--	--	--			
	FEDERAL	122.6	--	--	1,144.0	--	--	--			
8000113	3190-00-70	TOTAL	612.9	--	--	5,720.0	--	--			
	679 (656)	RECONSTRUCTION WITH ADDITIONAL LANES OF STH 50 FROM NORTH SHORE DR TO STH 67 IN WALWORTH COUNTY (4.20 MI)	HI	DETAIL COSTS	PE	2,710.7	--	--	--	--	NON-EXEMPT
					ROW	--	--	--	--	--	
				CONST	--	--	--	--	--	26,729.3	
				OTHER	--	--	--	--	--	--	
TOTAL	2,710.7	--	--	--	--	26,729.3					
SOURCE OF FUNDS STP-0	LOCAL STATE	--	--	--	--	--	--	--			
	FEDERAL	542.1	--	--	--	--	--	--			
8000138	3170-01-70	TOTAL	2,710.7	--	--	--	--	--			
WALWORTH COUNTY	680 (658)	REPLACEMENT OF CTH DD BRIDGE OVER SUGAR CREEK IN THE TOWN OF SPRING PRAIRIE (B-64-6)	HP	DETAIL COSTS	PE	--	--	--	--	--	EXEMPT
					ROW	--	--	--	--	--	
				CONST	444.4	--	--	--	--	--	
				OTHER	--	--	--	--	--	--	
TOTAL	444.4	--	--	--	--	--					
SOURCE OF FUNDS BRP	LOCAL STATE	88.9	--	--	--	--	--	--			
	FEDERAL	355.5	--	--	--	--	--	--			
5009998	3840-01-70	TOTAL	444.4	--	--	--	--	--			
	681 (659)	REPLACEMENT OF CTH X BRIDGE OVER LITTLE TURTLE CREEK IN THE TOWN OF SHARON (B-64-661)	HP	DETAIL COSTS	PE	--	--	--	--	--	EXEMPT
					ROW	--	--	--	--	--	
				CONST	472.1	--	--	--	--	--	
				OTHER	--	--	--	--	--	--	
TOTAL	472.1	--	--	--	--	--					
SOURCE OF FUNDS BRP	LOCAL STATE	94.4	--	--	--	--	--	--			
	FEDERAL	377.7	--	--	--	--	--	--			
5009997	3838-02-70	TOTAL	472.1	--	--	--	--	--			
	682 (660)	REPLACEMENT OF CTH X BRIDGE OVER WSOR IN THE TOWN OF DARIEN (B-64-13)	HP	DETAIL COSTS	PE	--	--	--	--	--	EXEMPT
					ROW	--	--	--	--	--	
				CONST	862.5	--	--	--	--	--	
				OTHER	--	--	--	--	--	--	
TOTAL	862.5	--	--	--	--	--					
SOURCE OF FUNDS BRP	LOCAL STATE	172.5	--	--	--	--	--	--			
	FEDERAL	690.0	--	--	--	--	--	--			
5009999	3837-01-70	TOTAL	862.5	--	--	--	--	--			
	683 (663)	PROVISION OF COUNTYWIDE SPECIALIZED DEMAND-RESPONSIVE TRANSPORTATION SERVICES FOR ELDERLY & DISABLED PEOPLE IN WALWORTH COUNTY (SEC 85.21)	TP	DETAIL COSTS	PE	--	--	--	--	--	EXEMPT
					ROW	--	--	--	--	--	
				CONST	--	--	--	--	--	--	
				OTHER	278.8	288.6	298.8	309.4	--	--	
TOTAL	278.8	288.6	298.8	309.4	--	--					
SOURCE OF FUNDS	LOCAL STATE	46.5	48.1	49.8	51.6	--	--				
	FEDERAL	232.3	240.5	249.0	257.8	--	--				
5000001	TOTAL	278.8	288.6	298.8	309.4	--	--				
	684 (664)	ELDERLY/DISABLED TRANSPORTATION SEC 5310 VIP SERVICES - ELKHORN	TP	DETAIL COSTS	PE	--	--	--	--	--	EXEMPT
					ROW	--	--	--	--	--	
				CONST	--	--	--	--	--	--	
				OTHER	148.3	152.8	157.3	162.0	--	--	
TOTAL	148.3	152.8	157.3	162.0	--	--					
SOURCE OF FUNDS FTA 5310	LOCAL STATE	29.6	30.5	31.4	32.3	--	--				
	FEDERAL	118.7	122.3	125.9	129.7	--	--				
5000006	TOTAL	148.3	152.8	157.3	162.0	--	--				
GENEVA (TOWN)	685 (666)	REPLACEMENT OF PARK DR BRIDGE OVER LADD CREEK IN THE TOWN OF GENEVA (P-64-0910)	OH	DETAIL COSTS	PE	25.4	--	--	--	--	EXEMPT
					ROW	--	--	--	--	--	
				CONST	--	--	--	100.8	--	--	
				OTHER	--	--	--	--	--	--	
TOTAL	25.4	--	--	100.8	--	--					
SOURCE OF FUNDS BRP	LOCAL STATE	5.1	--	--	20.2	--	--				
	FEDERAL	20.3	--	--	80.6	--	--				
5119999	3845-05-70	TOTAL	25.4	--	--	100.8	--	--			

TRANSPORTATION IMPROVEMENT PROGRAM FOR THE KENOSHA, RACINE, WALWORTH TRANSPORTATION MANAGEMENT AREA -- WALWORTH COUNTY 2011-2014

PROJECT SPONSOR	PROJECT			ESTIMATED COSTS (\$1,000)					AIR QUAL STAT	
	NO	DESCRIPTION / STATE ID	TYPE	2011	2012	2013	2014	REMAINING		
LINN (TOWN)	686 (667)	REPLACEMENT OF MOHAWK RD BRIDGE OVER THE EAST CROSSING OF NIPPERSINK CREEK (P-64-904) 5169999 3846-02-70	OH	DETAIL COSTS	PE	--	--	--	--	EXEMPT
				ROW	--	--	--	--		
				CONST	201.7	--	--	--		
				OTHER	--	--	--	--		
				TOTAL	201.7	--	--	--		
SOURCE OF FUNDS BRF	LOCAL STATE	40.3	--	--	--	--				
FEDERAL	161.4	--	--	--	--					
TOTAL	201.7	--	--	--	--					
LYONS (TOWN)	687 (668)	REPLACEMENT OF SPRING VALLEY RD BRIDGE OVER SAND CREEK IN THE TOWN OF LYONS (P-64-920) 5179999 3849-02-70	OH	DETAIL COSTS	PE	--	--	--	--	EXEMPT
				ROW	--	--	--	--		
				CONST	247.6	--	--	--		
				OTHER	--	--	--	--		
				TOTAL	247.6	--	--	--		
SOURCE OF FUNDS BRF	LOCAL STATE	49.5	--	--	--	--				
FEDERAL	198.1	--	--	--	--					
TOTAL	247.6	--	--	--	--					
WHITEWATER (CITY) (PART)	688 (763) R	RECONSTRUCTION OF MILWAUKEE ST FROM WISCONSIN ST TO NEWCOMB ST IN THE CITY OF WHITEWATER (0.49 MI) 5269998	HP	DETAIL COSTS	PE	--	--	--	--	EXEMPT
				ROW	--	--	--	--		
				CONST	--	--	--	1,510.0		
				OTHER	--	--	--	--		
				TOTAL	--	--	--	1,510.0		
SOURCE OF FUNDS	LOCAL STATE	--	--	--	1,510.0	--				
FEDERAL	--	--	--	--	--					
TOTAL	--	--	--	1,510.0	--					
	689 (669)	OPERATING ASSISTANCE FOR THE CITY OF WHITEWATER TAXI BASED TRANSIT SYSTEM (SEC 85.20 & 5311) 5260005	TP	DETAIL COSTS	PE	--	--	--	--	EXEMPT
				ROW	--	--	--	--		
				CONST	--	--	--	--		
				OTHER	206.0	212.2	218.5	225.1		
				TOTAL	206.0	212.2	218.5	225.1		
SOURCE OF FUNDS FTA 5311	LOCAL STATE	72.1	74.3	76.5	78.8					
FEDERAL	61.4	63.2	65.1	67.1						
TOTAL	72.5	74.7	76.9	79.2						
TOTAL	206.0	212.2	218.5	225.1						
	690 (670)	INTERSECTION IMPROVEMENTS AT THE INTERSECTION OF MAIN ST AND WHITON ST IN THE CITY OF WHITEWATER 5269999 3835-04-70	HS	DETAIL COSTS	PE	--	--	--	--	EXEMPT
				ROW	--	--	--	--		
				CONST	116.4	--	--	--		
				OTHER	--	--	--	--		
				TOTAL	116.4	--	--	--		
SOURCE OF FUNDS STP-S	LOCAL STATE	11.7	--	--	--	--				
FEDERAL	104.7	--	--	--	--					
TOTAL	116.4	--	--	--	--					
	691 (671)	RESTORATION OF THE HISTORIC TRAIN DEPOT'S INTERIOR AND EXTERIOR FEATURES IN THE CITY OF WHITEWATER. 5260008 3835-02-70	EE	DETAIL COSTS	PE	--	--	--	--	EXEMPT
				ROW	--	--	--	--		
				CONST	366.1	--	--	--		
				OTHER	--	--	--	--		
				TOTAL	366.1	--	--	--		
SOURCE OF FUNDS STP-E	LOCAL STATE	73.2	--	--	--	--				
FEDERAL	292.9	--	--	--	--					
TOTAL	366.1	--	--	--	--					
	692 (672)	CONSTRUCTION OF THE WATERS EDGE SOUTH TRAIL FROM SOUTHERN EDGE OF WHITEWATER OVER HWY 12: PHASE II. 5260010 3835-03-70	EE	DETAIL COSTS	PE	--	--	--	--	EXEMPT
				ROW	--	--	--	--		
				CONST	187.5	--	--	--		
				OTHER	--	--	--	--		
				TOTAL	187.5	--	--	--		
SOURCE OF FUNDS STP-E	LOCAL STATE	37.5	--	--	--	--				
FEDERAL	150.0	--	--	--	--					
TOTAL	187.5	--	--	--	--					
	693 (673)	CONSTRUCTION OF MULTI-USE TRAIL FROM THE CITY OF WHITEWATER LIMITS TO WILLIS RAY RD IN THE CITY OF WHITEWATER 5269997	EE	DETAIL COSTS	PE	--	--	--	--	EXEMPT
				ROW	--	--	--	--		
				CONST	--	188.0	--	--		
				OTHER	--	--	--	--		
				TOTAL	--	188.0	--	--		
SOURCE OF FUNDS STP-E	LOCAL STATE	--	38.0	--	--	--				
FEDERAL	--	150.0	--	--	--					
TOTAL	--	188.0	--	--	--					

TRANSPORTATION IMPROVEMENT PROGRAM FOR THE KENOSHA, RACINE, WALWORTH TRANSPORTATION
MANAGEMENT AREA -- WALWORTH COUNTY 2011-2014

PROJECT SPONSOR	PROJECT			ESTIMATED COSTS (\$1,000)						AIR QUAL STAT		
	NO	DESCRIPTION / STATE ID	TYPE		2011	2012	2013	2014	REMAINING			
WHITEWATER (CITY) (PART)	694	DEVELOPMENT OF A BICYCLE AND PEDESTRIAN MASTER PLAN FOR THE CITY OF WHITEWATER	EE	DETAIL COSTS	PE	50.0	--	--	--	--	EXEMPT	
					ROW	--	--	--	--	--		
					CONST	--	--	--	--	--		
					OTHER	--	--	--	--	--		
					TOTAL	50.0	--	--	--	--		--
				SOURCE OF FUNDS	LOCAL	10.0	--	--	--	--		--
					STATE	40.0	--	--	--	--		--
FEDERAL	--	--	--		--	--	--					
	TOTAL	50.0	--	--	--	--	--					
	5260011											

TABLE A

ENDNOTES

- 32^a Preliminary engineering for the reconstruction of South 108th Street between 550 feet north of West Edgerton Avenue and West Forest Home Avenue will consider alternatives with and without widening to provide additional capacity. South 108th Street between West Forest Home Avenue and West College Avenue will be reconstructed to its existing capacity.
- 62^b USH 45/STH 100 between College Avenue and West Drexel Avenue will be reconstructed to its existing capacity. USH 45/STH 100 between West Drexel Avenue and West Loomis Road will be widened to provide additional capacity.
- 97^c The Southeastern Wisconsin Regional Planning Commission acting as staff to the former “temporary” and “limited authority” Southeastern Wisconsin Regional Transit Authority (RTA) and an intergovernmental partnership of the Cities and Counties of Kenosha, Milwaukee, and Racine, the Wisconsin Department of Transportation and the Commission was the applicant on their behalf for Federal Administration (FTA) grants of \$3,200,000 obligated in 2004 and \$6,922,258 obligated in 2007. The Commission was also an applicant on their behalf for \$6,000,000 in Congestion Mitigation and Air Quality (CMAQ) program funds approved for the project in 2008. In 2009, the Southeastern Regional Transit Authority (SERTA) was created to oversee development of the project, and is now the project sponsor. The Commission staff acts as temporary staff to SERTA. Planning was completed in 2010 with SERTA submitting a “New Starts” application to FTA requesting approval to initiate preliminary engineering for the project. Preliminary and final engineering will proceed upon FTA approval. The CMAQ funds and the remainder of the FTA grant funds may be used to assist in funding preliminary and final engineering and construction when needed following FTA approval.
- 108^d The year 2035 regional transportation system plan recommends that right-of-way along West College Avenue (CTH ZZ) between South 27th Street and West Loomis Road (STH 36) be reserved to provide for potential future widening. The preliminary engineering programmed for this segment will consider alternatives with and without widening to provide additional capacity.
- 140^e The Federal funds for this project are provided through the annual allocation of FTA Section 5307 urbanized area formula transit assistance funds apportioned to the public transit operators in the Milwaukee urbanized area. Each transit operator contributes a portion of its allocation—amounting to less than one percent in 2008—to provide funds for this project. Milwaukee County has agreed

TABLE A-1

ENDNOTES (continued)

to be the applicant on behalf of SEWRPC.

- 195^f Project is to be funded with \$15,320,000 in Federal Highway Administration American Recovery Reinvestment Act Transportation Investment Generating Economic Recovery (TIGER) funds and the remainder with local funds.
- 213^g Project is to be funded with \$1,320,000 in Federal Aid Bridge Replacement funds, \$6,180,000 in Federal Highway Administration American Recovery Reinvestment Act Transportation Investment Generating Economic Recovery (TIGER) funds, and the remainder with local funds.
- 227^h Initiation of preliminary engineering would not proceed until a locally preferred alternative has been adopted by the project sponsor (City of Milwaukee); the project sponsor has requested that SEWRPC amend the regional transportation system plan to include the locally preferred alternative; and the regional transportation system plan has been amended. The regional plan identifies the streetcar project as a potential express transit guideway improvement, and calls for the planning study underway to be completed and a locally preferred alternative be identified.
- 401ⁱ Project is included for informational purposes. The estimated project cost listed for this project includes portions outside of the Region. Thus, fiscal constraint for this project will be accounted for in the statewide transportation improvement program.
- 459^j The City of Waukesha is the administrator.
- 551^k The creation of an RTA with dedicated local funding that would address local public transit in Kenosha County would increase the funding available to the Kenosha Area Transit System and enable the system to expand service in the later years of the period covered in this TIP.

APPENDIX B

IMPLEMENTATION STATUS OF PROJECTS IN THE 2011 THROUGH 2014 TRANSPORTATION IMPROVEMENT PROGRAM FOR SOUTHEASTERN WISCONSIN

Appendix B is the listing of the 1,057 projects, which were included in the 2009-2012 Transportation Improvement Program (TIP). Of these projects, 358 were completed and subsequently removed from the TIP, 117 projects were dropped from the TIP, and 582 projects were either underway or deferred and subsequently retained in the TIP. There are seven tables within Appendix B:

- Table B-1: Milwaukee Transportation Management Area--Milwaukee County
- Table B-2: Milwaukee Transportation Management Area--Ozaukee County
- Table B-3: Milwaukee Transportation Management Area--Washington County
- Table B-4: Milwaukee Transportation Management Area--Waukesha County
- Table B-5: Kenosha, Racine, and Walworth Transportation Management Area--Kenosha County
- Table B-6: Kenosha, Racine, and Walworth Transportation Management Area--Racine County
- Table B-7: Kenosha, Racine, and Walworth Transportation Management Area--Walworth County

In each table, projects are listed by county with projects which have been completed listed first, followed by the projects which have been dropped, or are no longer being considered for implementation. Within each category of project implementation, projects are in order by project type category: highway preservation, highway improvement, highway expansion, transit preservation, transit improvement, transit expansion, highway safety, off-system highway improvement, and highway related environmental enhancement. An explanation of the abbreviations used in the appendix follows:

Project Description

CTH	County trunk highway
IH	Interstate highway
STH	State trunk highway
M or MI	Miles

"C/" represents "City of"

"V/" represents "Village of"

"T/" represents "Town of"

Project Type

HP	Highway Preservation
HI	Highway Improvement
HE	Highway Expansion
TP	Transit Preservation
TI	Transit Improvement
TE	Transit Expansion
EE	Environmental Enhancement
HS	Highway Safety
OH	Off Arterial Highway System

Table B -1

**IMPLEMENTATION STATUS OF PROJECTS IN THE 2009 - 2012
TRANSPORTATION IMPROVEMENT PROGRAM FOR THE MILWAUKEE TRANSPORTATION
MANAGEMENT AREA -- MILWAUKEE COUNTY 2011-2014**

STATUS	NO	PROJECT DESCRIPTION	TYPE	PROJECT SPONSOR
COMPLETED	5	FUNDING FOR DIGITAL ORTHOPHOTOGRAPHY TO BE CONDUCTED BY THE SOUTHEASTERN WISCONSIN REGIONAL PLANNING COMMISSION IN 2010	HP	STATE OF WISCONSIN
	11	REHABILITATION OF ROADWAY AND BRIDGES ON IH-43 FROM SILVER SPRING DR TO THE NORTH MILWAUKEE COUNTY LINE (5.00 MILES)	HP	
	18	REHABILITATION OF IH-894 BRIDGES OVER WEST FOREST HOME AVE (STH 24) IN THE CITY OF GREENFIELD	HP	
	19	RECONSTRUCTION OF THE IH 894 AND WEST LOOMIS RD (STH 36) INTERCHANGE	HP	
	20	RECONSTRUCTION OF E STATE ST (USH 18) FROM N EDISON ST TO N PROSPECT AVE (STH 32) IN THE CITY OF MILWAUKEE (0.70 MILES)	HP	
	22	RESURFACING OF W BLUE MOUND RD (USH 18) FROM N MAYFAIR RD (STH 100) TO USH 45 IN THE CITY OF MILWAUKEE (0.70 MILES)	HP	
	24	RESURFACING OF W SILVER SPRING DR (CTH E) AND INTERCHANGES WITH USH 45 AND WITH USH 41 IN THE CITY OF MILWAUKEE (0.47 MILE)	HP	
	30	CORRIDOR STUDY OF USH 45/STH 100 FROM LAYTON AVE (CTH Y) TO PUETZ RD IN MILWAUKEE COUNTY (7.80 MILES)	HP	
	32	REHABILITATION OF W FOREST HOME AVE (STH 24) FROM 108TH PL TO 45TH ST (3.80 MILES)	HP	
	33	REPLACE THE W FOREST HOME AVE (STH 24) BRIDGE OVER THE KINNICKINNIC RIVER IN THE CITY OF MILWAUKEE	HP	
	35	RESURFACING OF W LOOMIS RD (STH 36) FROM S 51ST ST IN THE CITY OF GREENFIELD TO W FARDALE AVE IN THE CITY OF MILWAUKEE (2.30 MILES)	HP	
	37	REHABILITATION OF S HOWELL AVE/S CHASE AVE (STH 38) FROM E OHIO AVE TO E HOWARD AVE IN THE CITY OF MILWAUKEE (0.70 MILES)	HP	
	38	RESURFACING OF S HOWELL AVE (STH 38) FROM E HOWARD AVE TO W GRANGE AVE IN THE CITY OF MILWAUKEE (1.80 MILES)	HP	
	42	RECONSTRUCTION OF N GREEN BAY RD (STH 57) FROM MARNE DR TO GOOD HOPE (CTH PP) RD IN THE CITY OF GLENDALE (2.00 MILES)	HP	
	46	REHABILITATION OF BROWN DEER RD (STH 100) FROM STH 57 TO IH-43 IN THE VILLAGES OF BROWN DEER AND RIVER HILLS (2.2 MILES)	HP	
	47	REHABILITATION OF W BROWN DEER RD (STH 100) FROM 91ST ST TO 124TH ST IN THE CITY OF MILWAUKEE (2.00 MILES)	HP	
	53	RECONSTRUCTION OF THE INTERSECTION OF STH 145 AND FOND DU LAC AVE IN THE CITY OF MILWAUKEE	HP	
	54	LANDSCAPING OF N 76TH ST (STH 181) FROM FLORIST AVE TO N MILWAUKEE COUNTY LINE IN THE CITY OF MILWAUKEE	HP	
	55	INSTALL LIGHTING ON N 76TH ST (STH 181) FROM CLINTON AVE TO N MILWAUKEE COUNTY LINE IN THE CITY OF MILWAUKEE	HP	
	57	RECONSTRUCTION OF N 76TH ST (STH 181) FROM W CENTER ST TO W APPLETON AVE (USH 41) IN MILWAUKEE COUNTY (1.78 MILES)	HP	

Table B -1

**IMPLEMENTATION STATUS OF PROJECTS IN THE 2009 - 2012
TRANSPORTATION IMPROVEMENT PROGRAM FOR THE MILWAUKEE TRANSPORTATION
MANAGEMENT AREA -- MILWAUKEE COUNTY 2011-2014**

STATUS	NO	PROJECT DESCRIPTION	TYPE	PROJECT SPONSOR
COMPLETED	59	REHABILITATION OF THE W CAPITOL DR (STH 190) BRIDGE OVER THE MENOMONEE RIVER IN THE CITY OF WAUWATOSA	HP	STATE OF WISCONSIN
	60	RECONSTRUCTION OF CAPITOL DR (STH 190) FROM ESTABROOK DR TO LAKE DR (STH 32) IN THE VILLAGE OF SHOREWOOD (1.20 MILES)	HP	
	62	RECONSTRUCTION OF THE INTERSECTION OF S 27TH ST (STH 241) AND W RAWSON AVE (CTH BB) IN THE CITY OF FRANKLIN (0.20 MILES)	HP	
	63	REHABILITATION OF S 27TH ST (STH 241) FROM SOUTH MILWAUKEE COUNTY LINE TO W DREXEL AVE IN THE CITY OF OAK CREEK (4.0 MILES)	HP	
	64	REHABILITATION OF 27TH ST (STH 241) FROM COLLEGE AVE (CTH ZZ) TO HOWARD AVE IN MILWAUKEE COUNTY (3.0 MILES)	HP	
	66	CORRIDOR STUDY OF 27TH ST (USH 241) FROM COUNTY LINE TO COLLEGE AVE IN THE CITIES OF OAK CREEK AND FRANKLIN	HP	
	100	REHABILITATION OF W SILVER SPRING DR (CTH E) FROM N 69TH ST TO N 90TH ST IN THE CITY OF MILWAUKEE (1.50 MILES)	HP	MILWAUKEE COUNTY
	101	RECONSTRUCTION OF W SILVER SPRING DR (CTH E) FROM N 90TH ST TO N 124TH ST IN THE CITY OF MILWAUKEE (2.00 MILES)	HP	
	102	REHABILITATION OF SILVER SPRING DR (CTH E) EASTBOUND BRIDGE OVER LITTLE MENOMONEE RIVER IN THE CITY OF MILWAUKEE	HP	
	103	REHABILITATION OF SILVER SPRING DR (CTH E) WESTBOUND BRIDGE OVER LITTLE MENOMONEE RIVER IN THE CITY OF MILWAUKEE	HP	
	107	BRIDGE REPLACEMENT ON W OKLAHOMA AVE (CTH NN) OVER HONEY CREEK IN MILWAUKEE COUNTY (B-40-27)	HP	
	109	RESURFACING OF W GOOD HOPE RD (CTH PP) FROM N 107TH ST TO N PORT WASHINGTON RD IN MILWAUKEE COUNTY (6.50 MILES)	HP	
	110	REHABILITATION OF THE WEST GOOD HOPE RD (CTH PP) BRIDGE OVER THE LITTLE MENOMONEE RIVER (B-40-497) IN THE CITY OF MILWAUKEE	HP	
	111	REHABILITATION OF THE WEST GOOD HOPE BRIDGE OVER THE LITTLE MENOMONEE RIVER (B-40-498) IN THE CITY OF MILWAUKEE	HP	
	112	PAVEMENT REPLACEMENT OF W MILL RD (CTH S) FROM N 84TH ST TO N 56TH ST IN THE CITY OF MILWAUKEE (1.75 MILES)	HP	
	120	RESURFACING OF W COLLEGE AVE (CTH ZZ) FROM LOOMIS RD TO S 51ST ST IN THE VILLAGE OF GREENDALE (0.75 MILES)	HP	
	198	RECONDITION OF W GRANGE AVE FROM S 76TH ST (CTH U) TO LOOMIS RD (STH 36) AND S 60TH ST FROM W GRANGE AVE TO A POINT 1,500 FEET NORTH IN THE VILLAGE OF GREENDALE (1.45 MILES)	HP	GREENDALE (Village)
	202	BRIDGE RECONSTRUCTION OF W FOREST HOME AVE (STH 24) OVER THE KINNICKINNIC RIVER IN THE CITY OF MILWAUKEE (0.01 MILES)	HP	MILWAUKEE (City)
	206	REHABILITATION OF THE W HAMPTON AVE BRIDGE (P-40-801) OVER LINCOLN CREEK IN THE CITY OF MILWAUKEE (0.03 MILES)	HP	
	208	REHABILITATION OF THE S HOWELL AVE (STH 38) BRIDGE (P-40-0509) OVER UNION PACIFIC RAILROAD IN THE CITY OF MILWAUKEE (0.02 MILES)	HP	

Table B -1

**IMPLEMENTATION STATUS OF PROJECTS IN THE 2009 - 2012
TRANSPORTATION IMPROVEMENT PROGRAM FOR THE MILWAUKEE TRANSPORTATION
MANAGEMENT AREA -- MILWAUKEE COUNTY 2011-2014**

STATUS	NO	PROJECT DESCRIPTION	TYPE	PROJECT SPONSOR
COMPLETED	209	RECONSTRUCTION OF KEEFE AVE FROM N 7TH ST TO N HUMBOLDT BLVD IN THE CITY OF MILWAUKEE (1.23 MILES)	HP	MILWAUKEE (City)
	213	RECONSTRUCTION OF W LISBON AVE FROM N SOO LINE RR TO N SHERMAN BLVD IN THE CITY OF MILWAUKEE (0.85 MILE)	HP	
	214	RECONSTRUCTION OF W LLOYD ST FROM 47TH ST TO N 60TH ST IN THE CITY OF MILWAUKEE (0.75 MILES)	HP	
	217	RECONSTRUCTION OF E/W NORTH AVE FROM N DR MARTIN LUTHER KING JR DR TO N BOOTH ST IN THE CITY OF MILWAUKEE (0.52 MI)	HP	
	218	RECONSTRUCTION OF W OKLAHOMA AVE FROM S 72ND ST TO S 60TH ST IN THE CITY OF MILWAUKEE (0.73 MILES)	HP	
	221	RECONSTRUCTION OF W STATE ST FROM N 17TH ST (USH 18) TO N 27TH ST (STH 57) IN THE CITY OF MILWAUKEE (0.70 MILES)	HP	
	228	RECONSTRUCTION OF S 1ST ST FROM S KINNICKINNIC AVE TO E LINCOLN AVE IN THE CITY OF MILWAUKEE (0.70 MILES)	HP	
	229	RECONSTRUCTION OF S 2ND ST FROM W NATIONAL AVE (STH 59) TO THE MENOMONEE RIVER IN THE CITY OF MILWAUKEE (0.67 MILES)	HP	
	230	RECONSTRUCTION OF THE S 6TH ST BRIDGE (P-40-835) OVER THE KINNICKINNIC RIVER IN THE CITY OF MILWAUKEE	HP	
	231	RECONSTRUCTION OF S 13TH ST FROM W CLEVELAND AVE TO W WINDLAKE AVE IN THE CITY OF MILWAUKEE (0.62 MILES)	HP	
	233	RESURFACING OF S 60TH ST FROM W WATERFORD AVE TO W FOREST HOME AVE (STH 24) IN THE CITY OF MILWAUKEE (0.46 MILES)	HP	
	295	RESURFACING OF S 76TH ST FROM OKLAHOMA AVE (CTH NN) TO CLEVELAND AVE (0.5 MILE)	HP	WEST ALLIS (City)
	296	RESURFACING OF W LINCOLN AVE FROM S 61ST ST TO S 91ST ST IN THE CITY OF WEST ALLIS (1.89 MILES)	HP	
	298	RECONSTRUCTION OF S 60TH ST FROM W LINCOLN AVE TO THE NORTH CITY LIMITS AND W GREENFIELD AVE (STH 59) FROM S 62ND ST TO S 60TH ST (1.57 MILES)	HP	
	303	RECONSTRUCTION OF W BURNHAM ST FROM S 52ND ST TO MILLER PARK WAY IN THE VILLAGE OF WEST MILWAUKEE (0.91 MILES)	HP	WEST MILWAUKEE (Village)
	728	RESURFACING OF S CESAR CHAVEZ DR BETWEEN W GREENFIELD AVE AND W PIERCE STREET IN THE CITY OF MILWAUKEE (0.54 MILES)	HP	MILWAUKEE (City)
	729	REHABILITATION OF THE N SHERMAN BLVD BRIDGE (B-40-079) OVER SILVER SPRING DRIVE IN THE CITY OF MILWAUKEE	HP	
	730	CONSTRUCTION OF A ROUNDABOUT AT THE INTERSECTION OF W WINNEBAGO ST AND N 8TH ST IN THE CITY OF MILWAUKEE	HP	
	851	REHABILITATION OF STH 145 AND STH 181 INTERSECTIONS WITH SILVER SPRING DR IN MILWAUKEE COUNTY	HP	STATE OF WISCONSIN
	854	RECONSTRUCTION OF W OKLAHOMA AVE (CTH NN) FROM S 77TH ST AND TO S 72ND ST (0.35 MILES)	HP	MILWAUKEE COUNTY

Source: SEWRPC.

Table B -1

**IMPLEMENTATION STATUS OF PROJECTS IN THE 2009 - 2012
TRANSPORTATION IMPROVEMENT PROGRAM FOR THE MILWAUKEE TRANSPORTATION
MANAGEMENT AREA -- MILWAUKEE COUNTY 2011-2014**

STATUS	NO	PROJECT DESCRIPTION	TYPE	PROJECT SPONSOR
COMPLETED	855	REHABILITATION OF ESTABROOK PARK DR FROM CAPITOL DR (STH 190) TO HAMPTON AVE IN MILWAUKEE COUNTY	HP	MILWAUKEE COUNTY
	856	REHABILITATION OF HAMPTON AVE FROM N GREEN BAY AVE TO IH-43 IN MILWAUKEE COUNTY	HP	
	857	RECONSTRUCTION OF S 51ST ST FROM W GRANGE AVE TO IH-43 IN THE CITY OF GREENFIELD	HP	GREENFIELD (City)
	858	RESURFACING OF N SHERMAN BLVD FROM W SILVER SPRING DR TO W FLORIST AVE IN THE CITY OF MILWAUKEE	HP	MILWAUKEE (City)
	859	REHABILITATION OF THE W VLIET ST BRIDGE OVER THE CANADIAN PACIFIC RR (B-40-0551) IN THE CITY OF MILWAUKEE	HP	
	862	REPLACEMENT OF 70TH ST BRIDGE OVER THE MENOMONEE RIVER (P-40-0767) IN THE CITY OF WAUWATOSA	HP	WAUWATOSA (City)
	863	RESURFACING OF W NATIONAL AVE FROM S 70TH ST TO S 68TH ST IN THE CITY OF WEST ALLIS	HP	WEST ALLIS (City)
	864	RESURFACING OF S 68TH ST FROM W ARTHUR AVE TO W LINCOLN AVE IN THE CITY OF WEST ALLIS	HP	
	916	RESURFACING OF S 51ST ST FROM PUETZ RD TO DREXEL RD IN THE CITY OF FRANKLIN (1.00 MILES)	HP	FRANKLIN (City)
	917	PAVEMENT REPLACEMENT OF GRANGE AVE FROM 108TH ST TO 92ND ST IN THE VILLAGE OF HALES CORNERS (1.00 MILES)	HP	HALES CORNERS (Village)
	918	RESURFACING OF N DR MARTIN LUTHER KING DR FROM MCKINLEY AVE TO BURLEIGH ST IN THE CITY OF MILWAUKEE (2.00 MILES)	HP	MILWAUKEE (City)
	919	RESURFACING OF HOLT AVE FROM 6TH ST TO CHASE AVE IN THE CITY OF MILWAUKEE (0.50 MILES)	HP	
	920	RESURFACING OF LAPHAM BLVD FROM 11TH ST TO 1ST ST IN THE CITY OF MILWAUKEE (0.70 MILES)	HP	
	921	RESURFACING OF LOCUST ST FROM HOPKINS ST TO 8TH ST IN THE CITY OF MILWAUKEE (0.50 MILES)	HP	
	922	RESURFACING OF TEUTONIA AVE FROM GOOD HOPE RD TO MILL RD IN THE CITY OF MILWAUKEE (0.90 MILES)	HP	
	923	RESURFACING OF TEUTONIA AVE FROM SILVER SPRING DR TO MILL RD IN THE CITY OF MILWAUKEE (1.10 MILES)	HP	
	924	RESURFACING OF S 6TH ST FROM HOWARD AVE TO HOLT AVE IN THE CITY OF MILWAUKEE (0.50 MILES)	HP	
	928	PAVEMENT REPLACEMENT OF S 15TH AVE FROM COLLEGE AVE TO RAWSON AVE IN THE CITY OF SOUTH MILWAUKEE (1.00 MILES)	HP	SOUTH MILWAUKEE (City)
	929	RESURFACING OF BURLEIGH ST FROM STH 100 TO KNOLL TER IN THE CITY OF WAUWATOSA (0.50 MILES)	HP	WAUWATOSA (City)
	986	PAVEMENT REPAIR OF VARIOUS LOCATIONS IN MILWAUKEE COUNTY	HP	STATE OF WISCONSIN

Source: SEWRPC.

Table B -1

**IMPLEMENTATION STATUS OF PROJECTS IN THE 2009 - 2012
TRANSPORTATION IMPROVEMENT PROGRAM FOR THE MILWAUKEE TRANSPORTATION
MANAGEMENT AREA -- MILWAUKEE COUNTY 2011-2014**

STATUS	NO	PROJECT DESCRIPTION	TYPE	PROJECT SPONSOR
COMPLETED	1015	REPLACEMENT OF HIGHMAST LIGHTING ON I-94 AND ZOO AND STADIUM INTERCHANGES IN MILWAUKEE COUNTY	HP	STATE OF WISCONSIN
	75	IMPROVEMENT OF SIGNAGE, BUS SHELTERS, LIGHTING AND OTHER USER AMENITIES AT VARIOUS PARK AND RIDE LOTS WITHIN SOUTHEASTERN WISCONSIN	TP	
	128	TRAVEL TRAINING PROGRAM FOR DISABLED PERSONS TO USE PUBLIC TRANSIT SERVICES	TP	MILWAUKEE COUNTY
	129	MOBILITY MANAGER POSITION TO PLAN AND COORDINATE TRANSPORTATION SERVICES FOR DISABLED PERSONS IN MILWAUKEE COUNTY	TP	
	130	REMOVAL OF BARRIERS FOR DISABLED PERSONS AT BUS STOPS AND ALONG ROUTES IN MILWAUKEE COUNTY	TP	
	138	REPLACEMENT OF AIR CONDITIONING SYSTEM AT THE MILWAUKEE COUNTY TRANSIT ADMINISTRATION BUILDING	TP	
	141	UPGRADE OF THE MCTS BUS RADIO SYSTEM.	TP	
	142	REPLACEMENT OF FUELING SYSTEMS AT THE MILWAUKEE COUNTY TRANSIT SYSTEM OPERATING GARAGES	TP	
	146	ROOF REPLACEMENT AT MCTS ADMINISTRATION BUILDING	TP	
	147	REPLACE OIL/WATER SEPERATOR AT THE MCTS KINNICKINNIC OPERATING GARAGE	TP	
	148	REPLACEMENT OF DIESEL PUMPS AND UNDERGROUND STORAGE TANK PIPING AT THE MCTS KINNICKINNIC GARAGE.	TP	
	307	OPERATING ASSISTANCE FOR CHILDCARE TRANSPORTATION SERVICES FOR FAMILIES ENROLLED IN THE WISCONSIN WORKS (W-2) PROGRAM IN MILWAUKEE COUNTY	TP	V.E. CARTER DEVELOPMENT GROUP, INC.
	308	ELDERLY/DISABLED TRANSPORTATION SEC. 5310 HARRY & SAMSON FAMILY JEWISH COMMUNITY CENTER - 2 MEDIUM BUSES, ACCESSIBLE	TP	HARRY & SAMSON FAMILY JEWISH COMMUNITY
	309	DRIVE PROGRAM SHUTTLE SERVICE FOR TRANSPORTATION OF YOUNG ADULTS IN MILWAUKEE COUNTY	TP	SERVANT MANOR
	708	PURCHASE OF 10 VANS FOR THE MILWAUKEE COUNTY TRANSIT SYSTEM	TP	MILWAUKEE COUNTY
	716	PURCHASE OF THREE PERSONAL COMPUTERS, MONITORS, AND PRINTERS	TP	
	962	REPLACEMENT OF THE HEATING SYSTEM AT THE MCTS ADMINISTRATION BUILDING	TP	
	963	REPLACEMENT OF 3 40-FOOT BUSES FOR MILWAUKEE COUNTY TRANSIT SYSTEM (WI-04-0010)	TP	
	964	REPLACEMENT OF 7 40-FOOT BUSES FOR THE MILWAUKEE COUNTY TRANSIT SYSTEM (WI-04-0011)	TP	
	965	SUPPLEMENTAL FUNDING FOR REPLACEMENT OF THE AIR CONDITIONING SYSTEM AT THE MCTS ADMINISTRATION BUILDING	TP	

Table B -1

**IMPLEMENTATION STATUS OF PROJECTS IN THE 2009 - 2012
TRANSPORTATION IMPROVEMENT PROGRAM FOR THE MILWAUKEE TRANSPORTATION
MANAGEMENT AREA -- MILWAUKEE COUNTY 2011-2014**

STATUS	NO	PROJECT DESCRIPTION	TYPE	PROJECT SPONSOR
COMPLETED	987	TRAVEL TRAINING PROGRAM FOR DISABLED PERSONS FOR USE OF PUBLIC TRANSIT SERVICES IN MILWAUKEE COUNTY	TP	MILWAUKEE COUNTY
	988	PURCHASE OF SOFTWARE FOR USE OF PUBLIC TRANSIT SERVICES IN MILWAUKEE COUNTY	TP	
	989	PURCHASE AND INSTALLATION OF REPLACEMENT BUS STOP SIGNS IN MILWAUKEE COUNTY	TP	
	990	PURCHASE OF CONCRETE BUS PADS IN MILWAUKEE COUNTY	TP	
	153	SHORT RANGE TRANSIT PLANNING AND PROGRAMMING STUDIES FOR THE MILWAUKEE COUNTY TRANSIT SYSTEM	TI	
	154	PURCHASE AND INSTALLATION OF BICYCLE RACKS ON MCTS BUSES.	TI	
	155	MILWAUKEE DOWNTOWN TRANSIT CONNECTOR LOCALLY PREFERRED ALTERNATIVE: CONTINUED PLANNING; PE IN 2009	TE	
	158	REHABILITATION OF THE JACKSON PARK DR BRIDGE OVER THE NORTH BRANCH OF THE KINNICKINNIC RIVER IN THE CITY OF MILWAUKEE (P-40-0568)	OH	
	159	BRIDGE REPLACEMENT OF THE KINNICKINNIC RIVER PKWY BRIDGE OVER THE KINNICKINNIC RIVER IN MILWAUKEE COUNTY	OH	
	160	BRIDGE REPLACEMENT ON MILWAUKEE RIVER PKWY OVER THE NORTH FORK OF THE MILWAUKEE RIVER IN THE CITY OF GLENDALE (B-40-0646)	OH	
	162	REPLACEMENT OF ROOT RIVER PKWY BRIDGE OVER ROOT RIVER IN THE VILLAGE OF GREENDALE (P-40-561)	OH	
	164	BRIDGE REPLACEMENT ON WHITNALL PARK DR OVER A BRANCH OF THE ROOT RIVER (P-40-0721)	OH	
	238	BRIDGE REHABILITATION OF THE CHERRY ST BASCULE BRIDGE OVER THE MILWAUKEE RIVER IN THE CITY OF MILWAUKEE (P-40-0864)	OH	MILWAUKEE (City)
	285	BRIDGE REHABILITATION OF RIVER RD BRIDGE, 1.2 MILES NORTH OF CTH PP OVER INDIAN CREEK IN THE VILLAGE OF RIVER HILLS (P-40-538)	OH	RIVER HILLS (Village)
	915	PAVEMENT REPLACEMENT OF FAIRY CHASM RD FROM BROADMOOR RD TO REGENT RD IN THE VILLAGE OF BAYSIDE (0.13 MILES)	OH	BAYSIDE (Village)
	925	RESURFACING OF W BOLIVAR AVE FROM 27TH ST TO 20TH ST IN THE CITY OF MILWAUKEE (0.50 MILES)	OH	MILWAUKEE (City)
	79	INSTALLATION OF OVERHEAD MASTARMS AT VARIOUS LOCATIONS IN THE CITY OF MILWAUKEE	HS	STATE OF WISCONSIN
	83	RECONSTRUCTION OF THE INTERSECTION OF I-43 NB EXIT RAMP AT PORT WASHINGTON RD (CTH W) IN MILWAUKEE COUNTY	HS	
	84	PURCHASE HOUSE FOR VISION CORNER AT THE INTERSECTION OF CHICAGO RD (STH 32) AND ELM RD IN THE CITY OF OAK CREEK	HS	
	85	INTERSECTION MODIFICATION AT THE INTERSECTIONS OF STH 38 (HOWELL AVE) WITH S DREXEL AVE, RAWSON AVE, COLLEGE AVE, AND PUETZ RD IN THE CITIES OF FRANKLIN AND OAK CREEK	HS	

Source: SEWRPC.

Table B -1

**IMPLEMENTATION STATUS OF PROJECTS IN THE 2009 - 2012
TRANSPORTATION IMPROVEMENT PROGRAM FOR THE MILWAUKEE TRANSPORTATION
MANAGEMENT AREA -- MILWAUKEE COUNTY 2011-2014**

STATUS	NO	PROJECT DESCRIPTION	TYPE	PROJECT SPONSOR
COMPLETED	87	TRAFFIC SAFETY IMPROVEMENTS AT FIVE INTERSECTIONS ON S 27TH ST (STH 241) IN THE CITIES OF GREENFIELD AND MILWAUKEE	HS	STATE OF WISCONSIN
	165	CONVERSION OF TRAFFIC SIGNALS TO LIGHT EMITTING DIODE SIGNAL INDICATORS AT 69 LOCATIONS ON THE COUNTY TRUNK HIGHWAY SYSTEM IN MILWAUKEE COUNTY	HS	MILWAUKEE COUNTY
	166	INCREASE THE LENGTH OF THE EASTBOUND AND WESTBOUND LEFT TURN LANES BY 100 FT AT THE INTERSECTION OF W GOOD HOPE RD (CTH PP) AND 91ST ST IN THE CITY OF MILWAUKEE	HS	
	194	RECONSTRUCTION OF S KINNICKINNIC AVE AND E PLANKINTON AVE INTERSECTION IN THE CITY OF CUDAHY	HS	CUDAHY (City)
	242	MILWAUKEE PUBLIC SCHOOL DISTRICT SAFE ROUTES TO SCHOOL EDUCATION AND ENCOURAGEMENT PROGRAM, INSTALLATION OF BIKE RACKS, AND DISTRIBUTION OF "SLOW DOWN" SIGNS TO SCHOOLS	HS	MILWAUKEE (City)
	243	CONVERSION OF TRAFFIC SIGNALS TO LIGHT EMITTING DIODE SIGNAL INDICATIONS AT VARIOUS LOCATIONS IN THE CITY OF MILWAUKEE - PHASE IV	HS	
	245	SAFETY IMPROVEMENTS AT BURLEIGH ST, ROOSEVELT DR AND 60TH ST INTERSECTION IN THE CITY OF MILWAUKEE.	HS	
	247	RECONSTRUCTION OF THE FOREST HOME AVE (STH 24)/OKLAHOMA AVE/S 43RD ST INTERSECTION, PROVIDE HIGH VISIBILITY CROSSWALK TREATMENTS AND COUNTDOWN PEDESTRIAN SIGNAL HEADS TO IMPROVE PEDESTRIAN SAFETY IN THE CITY OF MILWAUKEE	HS	
	248	SAFETY IMPROVEMENTS AT THE INTERSECTION OF LINCOLN AVE AND 35TH ST IN THE CITY OF MILWAUKEE.	HS	
	250	SAFETY IMPROVEMENTS AT THE INTERSECTION OF OKLAHOMA AVE AND 35TH ST IN THE CITY OF MILWAUKEE.	HS	
	251	STREET LIGHTING ON S 13TH ST FROM W RAWSON AVE (CTH BB) TO W COLLEGE AVE (CTH ZZ) IN THE CITY OF OAK CREEK AND THE CITY OF MILWAUKEE (1.00 MILES)	HS	
	253	ROADWAY GEOMETRIC IMPROVEMENTS AND TRAFFIC SIGNAL INSTALLATION AT THE INTERSECTION OF N 40TH ST AND W VLIET ST IN THE CITY OF MILWAUKEE	HS	
	861	CLOSING OF THE UNION PACIFIC RR CROSSING ON NORWICH AVE IN THE CITY OF ST FRANCIS	HS	ST FRANCIS (City)
	914	GRADE CROSSING UPGRADES AT CP RAILROAD CROSSINGS AT 68TH ST, 70TH ST, AND 72ND ST IN THE CITY OF WAUWATOSA	HS	STATE OF WISCONSIN
	89	RIDESHARE SIGNAGE AT VARIOUS LOCATIONS WITHIN SOUTHEASTERN WISCONSIN	EE	
	94	STREETSCAPE IMPROVEMENTS ON CAPITOL DR, ATKINSON AVE AND TEUTONIA AVE IN THE CITY OF MILWAUKEE	EE	
	170	PLANNING PRESERVATION STUDIES CONDUCTED BY THE SURVEY AND MANAGEMENT OF HISTORIC MILWAUKEE COUNTY PARKWAYS.	EE	MILWAUKEE COUNTY
	171	CONSTRUCTION OF THE BEERLINE BIKEWAY FROM NORTH AVE TO LOCUST ST IN THE CITY OF MILWAUKEE (4200 FEET)	EE	
	256	UPDATE OF THE CITY OF MILWAUKEE BICYCLE PLAN	EE	MILWAUKEE (City)

Table B -1

**IMPLEMENTATION STATUS OF PROJECTS IN THE 2009 - 2012
TRANSPORTATION IMPROVEMENT PROGRAM FOR THE MILWAUKEE TRANSPORTATION
MANAGEMENT AREA -- MILWAUKEE COUNTY 2011-2014**

STATUS	NO	PROJECT DESCRIPTION	TYPE	PROJECT SPONSOR
COMPLETED	257	UPDATE AND DISTRIBUTE CITY OF MILWAUKEE BICYCLE ROUTE MAPS	EE	MILWAUKEE (City)
	258	EVALUATION, SELECTION, DESIGNATION AND SPOT IMPROVEMENT OF BICYCLE ROUTES ON EXISTING STREETS IN THE CITY OF MILWAUKEE	EE	
	263	DESIGN AND CONSTRUCTION OF HANK AARON BIKE TRAIL FROM MILLER PARK TO EMMER LANE IN THE CITY OF MILWAUKEE (2.20 MILES)	EE	
	270	DEVELOPMENT AND INSTALLATION OF OPTIMIZED TRAFFIC SIGNAL OPERATION FOR SPECIAL EVENTS AT THE FESTIVAL GROUNDS IN THE CITY OF MILWAUKEE	EE	
	274	STREETSCAPE ENHANCEMENTS ON W NATIONAL AVE (STH 59) FROM S 27TH ST AND S 39TH ST IN THE CITY OF MILWAUKEE (1.50 MILES)	EE	
	277	STREETSCAPE ENHANCEMENTS ON W SILVER SPRING AVE FROM N 68TH ST TO N 43RD ST IN THE CITY OF MILWAUKEE: LIGHTING ENHANCEMENTS, CROSSWALK IMPROVEMENTS, SIGNAGE, AND LANDSCAPING	EE	
	732	REHABILITATION OF ABANDONED RR BRIDGE OVER E GREENFIELD AVE AND REMOVAL OF RR BRIDGE OVER S KINNICKINNIC AVE WITHIN THE KINNICKINNIC RIVER BICYCLE TRAIL CORRIDOR IN THE CITY OF MILWAUKEE	EE	
	853	HANK AARON STATE TRAIL VALLEY PASSAGE RIVER BRIDGE AND SOUTH BANK TRAIL IN THE CITY OF MILWAUKEE	EE	WISCONSIN DNR
	860	STREETSCAPE ENHANCEMENTS TO S CESAR CHAVEZ DR FROM NATIONAL AVE TO GREENFIELD AVE IN THE CITY OF MILWAUKEE	EE	MILWAUKEE (City)
	926	INSTALLATION OF STREET LIGHTING ON S 2ND ST FROM NATIONAL AVE TO ST PAUL AVE IN THE CITY OF MILWAUKEE	EE	
	927	STREETSCAPE ENHANCEMENTS IN THE NEW COMMERCIAL DISTRICT IN THE CITY OF ST FRANCIS	EE	ST FRANCIS (City)
UNDERWAY	2	TRAFFIC OPERATIONS CENTER; MONITOR OPERATION AND MAINTENANCE	HP	STATE OF WISCONSIN
	3	SUPPORT OF THE SOUTHEASTERN WISCONSIN REGIONAL PLANNING COMMISSION TRANSPORTATION PLANNING PROGRAM	HP	
	4	CONTINUATION OF THE REGIONAL TRANSPORTATION PLANNING PROGRAM CONDUCTED BY THE SOUTHEASTERN WISCONSIN REGIONAL PLANNING COMMISSION	HP	
	6	INSPECTION OF VARIOUS BRIDGES IN MILWAUKEE, WAUKESHA, KENOSHA, RACINE, WALWORTH AND WASHINGTON COUNTIES	HP	
	7	REPLACEMENT AND REPAIR OF SIGNALS AND SIGN BRIDGES WITHIN SOUTHEASTERN WISCONSIN	HP	
	9	PRELIMINARY DESIGN FOR PROJECTS THAT HAVE MINOR ENVIRONMENTAL ACTIONS (A PROJECT LIST IS AVAILABLE UPON REQUEST)	HP	
	10	CULVERT RELINING AT VARIOUS LOCATIONS WITHIN SOUTHEASTERN WISCONSIN	HP	
	12	RESURFACING OF IH-43 FROM SILVER SPRING DR TO NORTH MILWAUKEE COUNTY LINE	HP	
	14	REHABILITATION OF IH-94 (EASTBOUND AND WESTBOUND) FROM 70TH ST TO 32ND ST (2.5 MI)	HP	

Source: SEWRPC.

Table B -1

**IMPLEMENTATION STATUS OF PROJECTS IN THE 2009 - 2012
TRANSPORTATION IMPROVEMENT PROGRAM FOR THE MILWAUKEE TRANSPORTATION
MANAGEMENT AREA -- MILWAUKEE COUNTY 2011-2014**

STATUS	NO	PROJECT DESCRIPTION	TYPE	PROJECT SPONSOR
UNDERWAY	15	RECONSTRUCTION OF THE ZOO INTERCHANGE AND APPROACHES ON IH-94, IH 894 AND USH 45 IN MILWAUKEE COUNTY	HP	STATE OF WISCONSIN
	16	REHABILITATION OF THE HOAN BRIDGE ON IH-794 IN THE CITY OF MILWAUKEE	HP	
	17	MAINTENANCE (ROUT AND SEAL) OF IH-894 FROM THE ZOO INTERCHANGE TO THE MITCHELL INTERCHANGE IN THE CITIES OF GREENFIELD AND MILWAUKEE (5.0 MI)	HP	
	21	RECONSTRUCTION OF W BLUE MOUND RD (USH 18) FROM 124TH ST TO MAYFAIR RD (STH 100) IN THE CITY OF WAUWATOSA (2.03 MI)	HP	
	23	USH 41 INTERSTATE CONVERSION PLAN	HP	
	25	REHABILITATION OF W APPLETON AVE (USH 41) FROM W CAPITOL DR (STH 190) TO USH 45 IN THE CITY OF MILWAUKEE (3.9 MI)	HP	
	26	REHABILITATION OF USH 41 FROM IH-94 TO LISBON AVE IN THE CITY OF MILWAUKEE (3.8 MI)	HP	
	27	REHABILITATION OF USH 45 FROM NORTH AVE TO GOOD HOPE RD (CTH PP) IN MILWAUKEE COUNTY (6.10 MI)	HP	
	28	RECONSTRUCTION OF USH 45/STH 100 (108TH ST) FROM W COLLEGE AVE TO LAYTON AVE IN THE VILLAGE OF HALES CORNERS (2.0 MI)	HP	
	29	BRIDGE REPLACEMENTS ON USH 45/STH 100 OVER W RAWSON AVE (CTH BB) IN THE CITY OF FRANKLIN	HP	
	31	RESURFACING OF JANESVILLE RD (STH 24) FROM WAUKESHA COUNTY LINE TO 108TH ST IN MILWAUKEE COUNTY (1.10 MI)	HP	
	34	RECONSTRUCTION OF W LOOMIS RD (STH 36) FROM S 51ST ST IN THE CITY OF GREENFIELD TO W FARDALE AVE IN THE CITY OF MILWAUKEE (2.00 MI)	HP	
	36	REHABILITATION OF W LOOMIS RD (STH 36) FROM USH 45/STH 100 TO 51ST ST IN THE CITY OF FRANKLIN AND VILLAGE OF GREENDALE (5.30 MI)	HP	
	39	REHABILITATION OF S HOWELL AVE (STH 38) FROM LAYTON AVE (CTH Y) TO W GRANGE AVE IN THE CITY OF MILWAUKEE (0.80 MI)	HP	
	40	REHABILITATION OF S HOWELL AVE (STH 38) FROM LAYTON AVE (CTH Y) TO E HOWARD AVE IN THE CITY OF MILWAUKEE (1.00 MI)	HP	
	41	REHABILITATION OF STH 57 FROM TEUTONIA AVE TO MEQUON RD (STH 57/167) IN THE VILLAGE OF BROWN DEER AND CITY OF MEQUON (3.6 MI)	HP	
	43	REHABILITATION OF STH 57 FROM W ST PAUL AVE TO W HIGHLAND BOULEVARD (USH 18) IN THE CITY OF MILWAUKEE (0.60 MI)	HP	
	44	RESURFACING OF N 20TH ST (STH 57) FROM W HOPKINS ST TO W CAPITOL DR (STH 190) IN THE CITY OF MILWAUKEE (0.95 MI)	HP	
	45	RECONSTRUCTION OF GREENFIELD AVE (STH 59) FROM 124TH ST TO IH-894 IN THE CITY OF WEST ALLIS (1.51 MI)	HP	
	48	RESURFACING OF MAYFAIR RD (STH 100) FROM BURLEIGH ST TO SILVER SPRING DR (CTH E) IN THE CITIES OF WAUWATOSA AND MILWAUKEE (6.01 MI)	HP	

Table B -1

**IMPLEMENTATION STATUS OF PROJECTS IN THE 2009 - 2012
TRANSPORTATION IMPROVEMENT PROGRAM FOR THE MILWAUKEE TRANSPORTATION
MANAGEMENT AREA -- MILWAUKEE COUNTY 2011-2014**

STATUS	NO	PROJECT DESCRIPTION	TYPE	PROJECT SPONSOR
UNDERWAY	50	REHABILITATION OF STH 100 (RYAN ROAD) FROM S 27TH ST (USH241) TO STH 38 IN THE CITY OF OAK CREEK (1.96 MI)	HP	STATE OF WISCONSIN
	51	REHABILITATION OF STH 100 FROM WATERTOWN PLANK RD TO BURLEIGH ST IN THE CITY OF WAUWATOSA (2.0 MI)	HP	
	56	RESURFACING AND BRIDGE REHABILITATION OF 76TH ST (STH 181) FROM GRANTOSA DR TO FLORIST AVE IN THE CITY OF MILWAUKEE (1.14 MI)	HP	
	58	RECONSTRUCTION OF W CAPITOL DR (STH 190) FROM MAYFAIR RD TO N 84TH ST IN THE CITY OF MILWAUKEE (1.50 MI)	HP	
	61	REHABILITATION OF S 27TH ST (STH 241) FROM HOWARD AVE TO OKLAHOMA AVE IN THE CITY OF MILWAUKEE (1.00 MI)	HP	
	108	PAVEMENT REPLACEMENT OF W OKLAHOMA AVE (CTH NN) FROM S 77TH ST AND S 108TH ST (STH 100) IN MILWAUKEE COUNTY (1.90 MI)	HP	MILWAUKEE COUNTY
	113	RECONSTRUCTION OF W MILL RD (CTH S) FROM N 43RD ST TO N TEUTONIA AVE IN THE CITY OF MILWAUKEE (0.75 MI)	HP	
	117	RECONSTRUCTION OF S 13TH ST (CTH V) FROM W RAWSON AVE (CTH BB) TO W COLLEGE AVE (CTH ZZ) IN THE CITIES OF OAK CREEK AND MILWAUKEE (1.00 MI)	HP	
	122	REHABILITATION OF E COLLEGE AVE (CTH ZZ) BETWEEN S PENNSYLVANIA AVE (STH 794) AND S PACKARD AVE IN MILWAUKEE COUNTY (0.60 MI)	HP	
	193	RECONSTRUCTION OF S WHITNALL AVE/LADISCH AVE FROM S PACKARD AVE AND S NICHOLSON AVE (0.99 MI)	HP	CUDAHY (City)
	196	RECONSTRUCTION OF W GLENDALE AVE FROM N GREEN BAY AVE (STH 57) AND N PORT WASHINGTON RD (0.60 MI)	HP	GLENDALE (City)
	199	INSTALLATION OR MODIFICATION OF TRAFFIC SIGNALS AT IMPROVED STREET INTERSECTIONS IN THE CITY OF MILWAUKEE	HP	MILWAUKEE (City)
	200	INSTALLATION OF TRAFFIC SIGNING AT VARIOUS LOCATIONS IN THE CITY OF MILWAUKEE	HP	
	201	INSTALLATION OR MODIFICATION OF STREET LIGHTING AT VARIOUS LOCATIONS IN THE CITY OF MILWAUKEE	HP	
	204	RECONSTRUCTION OF THE N GRANVILLE RD BRIDGE OVER THE LITTLE MENOMONEE RIVER IN THE CITY OF MILWAUKEE (0.60 MI)	HP	
	205	RECONSTRUCTION OF W HAMPTON AVE FROM N GREEN BAY AVE (STH 57) TO N TEUTONIA AVE IN THE CITY OF MILWAUKEE (1.43 MI)	HP	
	210	RECONSTRUCTION OF THE WEST CAPITOL DR (STH 190) BRIDGE (B-40-059) OVER MENOMONEE RIVER IN THE CITY OF MILWAUKEE (0.01 MI)	HP	STATE OF WISCONSIN
	212	REHABILITATION AND DECK REPLACEMENT OF THE E LINCOLN AVE BRIDGE OVER THE UP RAILWAY IN THE CITY OF MILWAUKEE (P-40-0804) (0.17 MI)	HP	MILWAUKEE (City)
	219	RECONSTRUCTION OF N PORT WASHINGTON AVE FROM N DR MARTIN LUTHER KING JR DR TO W FIEBRANTZ AVE IN THE CITY OF MILWAUKEE (0.75 MI)	HP	
	232	RECONSTRUCTION OF S 35TH ST FROM W BURNHAM TO W GREENFIELD AVE IN THE CITY OF MILWAUKEE (0.47 MI)	HP	

Source: SEWRPC.

Table B -1

**IMPLEMENTATION STATUS OF PROJECTS IN THE 2009 - 2012
TRANSPORTATION IMPROVEMENT PROGRAM FOR THE MILWAUKEE TRANSPORTATION
MANAGEMENT AREA -- MILWAUKEE COUNTY 2011-2014**

STATUS	NO	PROJECT DESCRIPTION	TYPE	PROJECT SPONSOR
UNDERWAY	284	BRIDGE REHABILITATION OF RANGE LINE RD BRIDGE OVER THE MILWAUKEE RIVER IN THE VILLAGE OF RIVER HILLS (P-40-0700)	HP	RIVER HILLS (Village)
	286	INSTALLATION AND INTERCONNECTION OF TRAFFIC SIGNALS AND SIGNING AT SELECTED HOWARD AVE INTERSECTIONS IN THE CITY OF ST. FRANCIS	HP	ST FRANCIS (City)
	287	RESURFACING OF S PACKARD AVE FROM E LUNHAM AVE AND E HOWARD AVE (0.5 MI)	HP	
	288	RECONSTRUCTION OF N WILSON DR FROM E CAPITOL DR (STH 190) AND THE NORTH VILLAGE LIMIT (0.87 MI)	HP	SHOREWOOD (Village)
	297	RECONSTRUCTION OF W NATIONAL AVE FROM S 92ND ST TO 85TH ST IN THE CITY OF WEST ALLIS (0.75 MI)	HP	WEST ALLIS (City)
	299	RESURFACING OF S 76TH ST FROM W GREENFIELD AVE (STH 59) AND S PIERCE ST (0.5 MI)	HP	
	704	RESURFACING OF STH 38 FROM RYAN ROAD IN THE CITY OF OAK CREEK TO GRANGE AVE IN THE CITY OF MILWAUKEE	HP	STATE OF WISCONSIN
	847	RECONSTRUCTION OF FOND DU LAC AVE FROM N 91ST TO N 107TH ST IN THE CITY OF MILWAUKEE (1.40 MI)	HP	MILWAUKEE (City)
	849	REHABILITATION OF USH 45 FROM BURLEIGH ST TO ZOO INTERCHANGE IN MILWAUKEE COUNTY	HP	STATE OF WISCONSIN
	850	REMOVE CULVERT AND REGRADE IN THE SOUTHEAST QUADRANT OF USH 45 AND RAWSON RD INTERCHANGE IN MILWAUKEE COUNTY	HP	
	907	RECONSTRUCTION OF THE NORTH-BOUND ON RAMP TO IH 794 AT CARFERRY DR IN THE CITY OF MILWAUKEE (0.13 MI)	HP	MILWAUKEE (City)
	946	REDECK VARIOUS BRIDGES ON STH 145 (FOND DU LAC FREEWAY) IN THE CITY OF MILWAUKEE	HP	STATE OF WISCONSIN
	947	REDECK OF WATERTOWN PLANK ROAD BRIDGE OVER UNDERWOOD CREEK IN THE CITY OF WAUWATOSA (0.1 MI)	HP	
	960	RECONSTRUCTION OF 108TH ST (STH 100) FROM LAYTON AVE TO WATERTOWN PLANK RD IN THE CITY OF GREENFIELD AND CITY OF WEST ALLIS (6.0 MI)	HP	
	999	PAVEMENT MARKING AND SIGNING WITHIN SOUTHEASTERN WISCONSIN	HP	
	1000	PAVEMENT REPAIR ON VARIOUS FREEWAYS WITHIN SOUTHEASTERN WISCONSIN	HP	
	1002	RECONSTRUCTION OF THE W JUNEAU AVE BASCULE BRIDGE (P-40-880) OVER THE MILWAUKEE RIVER IN THE CITY OF MILWAUKEE (TIGER GRANT) (0.03 MI)	HP	MILWAUKEE (City)
	1003	REHABILITATION OF THE W WISCONSIN AVE VERTICAL LIFT BRIDGE (B-40-488) OVER THE MILWAUKEE RIVER IN THE CITY OF MILWAUKEE (TIGER GRANT) (0.04 MI)	HP	
	1016	PAVEMENT REPLACEMENT OF W MORGAN AVE FROM S 68TH ST TO N 84TH ST IN THE CITY OF MILWAUKEE (1.00 MI)	HP	
	1017	RESURFACING OF N 91ST ST FROM N SWAN RD TO W FLAGG AVE TO INCLUDE N SWAN RD FROM W HAMPTON AVE TO N 91ST ST IN THE CITY OF MILWAUKEE (1.37 MI)	HP	

Source: SEWRPC.

Table B - 1

**IMPLEMENTATION STATUS OF PROJECTS IN THE 2009 - 2012
TRANSPORTATION IMPROVEMENT PROGRAM FOR THE MILWAUKEE TRANSPORTATION
MANAGEMENT AREA -- MILWAUKEE COUNTY 2011-2014**

STATUS	NO	PROJECT DESCRIPTION	TYPE	PROJECT SPONSOR
UNDERWAY	1018	STRUCTURAL REHABILITATION AND CONCRETE SURFACE REPAIRS TO VARIOUS BRIDGES IN SOUTHEAST REGION	HP	STATE OF WISCONSIN
	1019	STRUCTURAL REHABILITATION AND CONCRETE SURFACE REPAIRS ON IH 43 URT BRIDGE (B-40-115 AND B-40-116) IN MILWAUKEE COUNTY	HP	
	1020	STRUCTURAL REHABILITATION AND CONCRETE SURFACE REPAIRS ON 76TH ST BRIDGE (B-40-89) OVER IH 94 IN THE CITY OF MILWAUKEE	HP	
	1021	STRUCTURAL REHABILITATION AND CONCRETE SURFACE REPAIRS ON IH 794 (HOAN BRIDGE) FROM LAKE INTERCHANGE TO CARFERRY DR (2.5 MI)	HP	
	1022	STRUCTURAL REHABILITATION AND CONCRETE SURFACE REPAIRS ON IH 894/USH 45, DAKOTA ST PEDESTRIAN BRIDGE (B-40-0122) OVER IH 894/USH 45 IN THE CITY OF WEST ALLIS	HP	
	1023	STRUCTURAL REHABILITATION AND CONCRETE SURFACE REPAIRS ON CENTER ST PEDESTRIAN BRIDGE (B-40-384) OVER USH 45 IN THE CITY OF WAUWATOSA	HP	
	1024	STRUCTURAL REHABILITATION AND CONCRETE SURFACE REPAIRS ON IH 43/IH 94 (VALLEY BRIDGE) FROM NATIONAL AVE TO MENOMONEE RIVER IN THE CITY OF MILWAUKEE	HP	
	1036	BRIDGE DECK SURFACE REPAIR ON THE HOAN BRIDGE (IH 794) FROM THE LAKE INTERCHANGE TO CARFERRY DR IN THE CITY OF MILWAUKEE (2.3 MI)	HP	
	1037	REPLACEMENT OF THE IH 794 BRIDGE BETWEEN THE MILWAUKEE RIVER AND THE LAKE INTERCHANGE AND REHABILITATION OF THE LAKE INTERCHANGE IN THE CITY OF MILWAUKEE (0.5 MI)	HP	
	67	RECONSTRUCTION WITH ADDITIONAL TRAFFIC LANES OF IH-94 FROM THE ILLINOIS STATE LINE TO THE MITCHELL INTERCHANGE IN MILWAUKEE, RACINE, AND KENOSHA COUNTIES (32.50 MI)	HI	
	68	RECONSTRUCTION WITH ADDITIONAL LANES OF USH 45/STH 100 FROM ST. MARTINS RD TO COLLEGE AVE (CTH ZZ) IN THE CITY OF FRANKLIN (2.98 MI)	HI	
	69	RECONSTRUCTION WITH ADDITIONAL LANES OF STH 100 (RYAN RD) FROM 60TH ST TO LOOMIS RD (STH 36) IN THE CITY OF FRANKLIN (3.51 MI)	HI	
	70	RECONSTRUCTION WITH ADDITIONAL LANES OF 27TH ST (STH 241) FROM W DREXEL AVE TO COLLEGE AVE (CTH ZZ) IN THE CITIES OF FRANKLIN AND OAK CREEK (2.0 MI)	HI	
	124	RECONSTRUCTION WITH ADDITIONAL TRAFFIC LANES OF S 76TH ST (CTH U) FROM PUETZ RD TO IMPERIAL DR IN THE CITY OF FRANKLIN (1.55 MI)	HI	MILWAUKEE COUNTY
	125	RECONSTRUCTION WITH ADDITIONAL TRAFFIC LANES OF E COLLEGE AVE (CTH ZZ) FROM S HOWELL AVE (STH 38) TO S PENNSYLVANIA AVE (STH 794) IN MILWAUKEE COUNTY (1.30 MI)	HI	
	283	RECONSTRUCTION WITH ADDITIONAL LANES OF DREXEL AVE FROM S 27TH ST (STH 241) TO S 13TH ST (CTH V) IN THE CITY OF OAK CREEK (1.0 MI)	HI	OAK CREEK (City)
	289	RECONSTRUCTION WITH ADDITIONAL TRAFFIC LANES OF NICHOLSON AVE AND S PENNSYLVANIA AVE FROM E RAWSON AVE (CTH BB) AND E COLLEGE AVE (CTH ZZ) (1.02 MI)	HI	SOUTH MILWAUKEE (City)
	292	RECONSTRUCTION WITH ADDITIONAL TRAFFIC LANES OF WATERTOWN PLANK RD FROM STH 100 TO USH 45 IN THE CITY OF WAUWATOSA (0.57 MI)	HI	WAUWATOSA (City)
	71	REHABILITATION OF TRAIN SHED AND PLATFORMS AT THE MILWAUKEE INTERMODAL PASSENGER STATION (AMTRAK STATION) AND STREETSCAPE IMPROVEMENTS TO 5TH ST	TP	STATE OF WISCONSIN
	72	MARKETING AMTRAK'S HIAWATHA SERVICES FROM MILWAUKEE AND CHICAGO INCLUDING RADIO AND NEWSPAPER ADVERTISEMENTS IN MILWAUKEE AND CHICAGO-PHASE III	TP	

Source: SEWRPC.

Table B -1

**IMPLEMENTATION STATUS OF PROJECTS IN THE 2009 - 2012
TRANSPORTATION IMPROVEMENT PROGRAM FOR THE MILWAUKEE TRANSPORTATION
MANAGEMENT AREA -- MILWAUKEE COUNTY 2011-2014**

STATUS	NO	PROJECT DESCRIPTION	TYPE	PROJECT SPONSOR
UNDERWAY	73	CONTINUATION AND IMPROVED OPERATION OF THE "HIAWATHA" INTERCITY FROM MILWAUKEE TO CHICAGO	TP	STATE OF WISCONSIN
	77	INTERACTIVE INTERNET RIDESHARE PROJECT WITHIN SOUTHEASTERN WISCONSIN (GCM FFY 1995 ISTEAM EARMARK FUNDS)	TP	
	126	IMPROVED RIDERSHIP AND PUBLIC AWARENESS OF PUBLIC TRANSPORTATION SERVICES IN SE WISCONSIN, IMPROVE AIR QUALITY BY REDUCING SINGLE OCCUPANCY AUTO TRIPS, EMISSIONS AND VMTs WITHIN THE REGION	TP	MILWAUKEE COUNTY
	131	OPERATING ASSISTANCE FOR MCTS ROUTE 17 TO SERVE BUSINESSES IN THE MENOMONEE VALLEY IN MILWAUKEE COUNTY	TP	
	132	OPERATING ASSISTANCE FOR THE MILWAUKEE COUNTY TRANSIT SYSTEM	TP	
	133	OPERATING ASSISTANCE FOR MCTS ROUTES 12, 27, 28, AND 68 IN MILWAUKEE COUNTY	TP	
	134	CAPITAL COSTS OF CONTRACTING FOR PARATRANSIT OPERATIONS FOR THE MILWAUKEE COUNTY TRANSIT SYSTEM	TP	
	135	OPERATING ASSISTANCE FOR MCTS ROUTE 54 TO THE UNITED MIGRANT OPPORTUNITY SERVICES (UMOS) OFFICE IN MILWAUKEE COUNTY	TP	
	136	CAPITALIZATION OF TRANSIT VEHICLE MAINTENANCE ACTIVITIES	TP	
	139	PURCHASE OF MISCELLANEOUS SUPPORT SERVICE AND MAINTENANCE EQUIPMENT FOR THE MILWAUKEE COUNTY TRANSIT SYSTEM	TP	
	140	TRANSIT VEHICLE TIRE LEASING SERVICES	TP	
	143	REPLACEMENT OF HVAC CONTROL SYSTEMS AT ALL MCTS FACILITIES	TP	
	145	REPLACEMENT OF THE ASPHALT PARKING LOT AT THE MCTS FLEET MAINTENANCE FACILITY	TP	
	149	REPLACEMENT OF AIR CONDITIONING SYSTEM AT THE MCTS FIEBRANTZ GARAGE	TP	
	150	REPLACEMENT OF AIR CONDITIONING SYSTEM AT THE MCTS FLEET MAINTENANCE FACILITY - UNIT REPAIR BUILDING	TP	
	151	REPLACEMENT OF AIR CONDITIONING SYSTEM AT THE MCTS FLEET MAINTENANCE FACILITY - ADMINISTRATION BUILDING	TP	
	306	OPERATING ASSISTANCE FOR EMPLOYMENT TRANSPORTATION SERVICES FOR LOW-INCOME PERSONS IN MILWAUKEE COUNTY (MILWAUKEE AREA JOB RIDE COLLABORATIVE)	TP	MILWAUKEE CAREERS COOPERATIVE, INC.
	707	PURCHASE OF A VEHICLE ANNUNCIATOR SYSTEM AND PASSENGER INFORMATION SYSTEM FOR THE MILWAUKEE COUNTY TRANSIT SYSTEM	TP	MILWAUKEE COUNTY
	709	PURCHASE OF SPARE PARTS FOR 40-FOOT BUSES: ENGINE, REAR AXLE ASSEMBLY, ELECTRONIC DESTINATION SIGN AND AIR CONDITIONING COMPRESSOR	TP	
	712	REPAIR THE ASPHALT PARKING LOT AT THE FOND DU LAC FACILITY	TP	

Source: SEWRPC.

Table B -1

**IMPLEMENTATION STATUS OF PROJECTS IN THE 2009 - 2012
TRANSPORTATION IMPROVEMENT PROGRAM FOR THE MILWAUKEE TRANSPORTATION
MANAGEMENT AREA -- MILWAUKEE COUNTY 2011-2014**

STATUS	NO	PROJECT DESCRIPTION	TYPE	PROJECT SPONSOR
UNDERWAY	727	REPLACEMENT OF FAREBOXES FOR THE MILWAUKEE COUNTY TRANSIT SYSTEM	TP	MILWAUKEE COUNTY
	852	REDEVELOPMENT OF THE DOWNTOWN MILWAUKEE INTERMODAL STATION	TP	STATE OF WISCONSIN
	906	PURCHASE OF SPARE PARTS FOR 40-FOOT BUSES: ENGINE, REAR AXLE ASSEMBLY, ELECTRONIC DESTINATION SIGN AND AIR CONDITIONING COMPRESSOR	TP	MILWAUKEE COUNTY
	1027	REGIONAL MARKETING CAMPAIGN FOR TRANSIT SYSTEMS IN SE WISCONSIN	TP	
	1028	LOCAL MARKETING FOR THE MILWAUKEE COUNTY TRANSIT SYSTEM	TP	
	1031	REPLACEMENT OF MCTS DATA PROCESSING EQUIPMENT/BUS RADIO SOFTWARE	TP	
	1039	MARKETING AMTRAK'S HIAWATHA SERVICE FROM MILWAUKEE AND CHICAGO INCLUDING RADIO AND NEWSPAPER ADVERTISEMENTS IN MILWAUKEE AND CHICAGO-PHASE IV	TP	STATE OF WISCONSIN
	1043	SE WISCONSIN MARKETING PARTNERSHIP TO IMPROVE PUBLIC AWARENESS OF PUBLIC TRANSPORTATION SERVICES THROUGH ADVERTISING, PROMOTION, AND PUBLIC INFORMATION	TP	MILWAUKEE COUNTY
	1066	REPLACEMENT OF 23 40-FOOT BUSES FOR MILWAUKEE COUNTY TRANSIT SYSTEM (FTA STATE OF GOOD REPAIR FUNDS)	TP	
	152	SUPPORT OF SOUTHEASTERN WISCONSIN REGIONAL PLANNING COMMISSION TRANSIT PLANNING PROGRAM	TI	
	99	PLANNING, AND PRELIMINARY AND FINAL ENGINEERING OF COMMUTER PASSENGER TRAIN SERVICE IN THE MILWAUKEE-RACINE-KENOSHA CORRIDOR	TE	SOUTHEASTERN REGIONAL TRANSIT AUTHORITY
	905	IMPLEMENTATION OF THE MILWAUKEE DOWNTOWN CONNECTOR STREETCAR BETWEEN THE MILWAUKEE INTERMODAL STATION AND AN AREA NORTH OF THE CENTRAL BUSINESS DISTRICT	TE	MILWAUKEE (City)
	1044	IMPLEMENTATION OF A BUS RAPID TRANSIT LINE BY THE MILWAUKEE COUNTY TRANSIT SYSTEM ALONG FOND DU LAC AND NATIONAL AVENUES (12.0 MI)	TE	MILWAUKEE COUNTY
	123	REHABILITATION OF THE LAKE PARK DR BRIDGE (P-40-0573)	OH	
	237	LOCAL STREET IMPROVEMENTS AT VARIOUS LOCATIONS IN THE CITY OF MILWAUKEE	OH	MILWAUKEE (City)
	239	REHABILITATION OF THE N 45TH ST BRIDGE (P-40-601) OVER MENOMONEE RIVER IN THE CITY OF MILWAUKEE (0.01 MI)	OH	
	78	OCR RAILROAD SAFETY IMPROVEMENT PROJECTS IN SE REGION (LIST AVAILABLE UPON REQUEST)	HS	STATE OF WISCONSIN
	80	CONSTRUCTION OF VARIOUS SMALL HAZARD ELIMINATION MEASURES WITHIN SOUTHEASTERN WISCONSIN	HS	
	81	IMPROVEMENT AND MODERNIZATION OF LIGHTING SYSTEMS ON VARIOUS INTERSTATE HIGHWAYS WITHIN SOUTHEASTERN WISCONSIN	HS	
	82	IMPROVEMENT OF HAZARDOUS LOCATIONS ALONG THE STATE HIGHWAY SYSTEM WITHIN SOUTHEASTERN WISCONSIN	HS	

Source: SEWRPC.

Table B - 1

**IMPLEMENTATION STATUS OF PROJECTS IN THE 2009 - 2012
TRANSPORTATION IMPROVEMENT PROGRAM FOR THE MILWAUKEE TRANSPORTATION
MANAGEMENT AREA -- MILWAUKEE COUNTY 2011-2014**

STATUS	NO	PROJECT DESCRIPTION	TYPE	PROJECT SPONSOR
UNDERWAY	86	INTERSECTION IMPROVEMENTS ON 27TH ST (STH 241) AT VARIOUS INTERSECTIONS FROM W KK RIVER PARKWAY TO W HOWARD AVE IN THE CITY OF MILWAUKEE	HS	STATE OF WISCONSIN
	240	SPOT TRAFFIC SIGNAL IMPROVEMENTS AT VARIOUS HIGH HAZARD LOCATIONS IN THE CITY OF MILWAUKEE	HS	MILWAUKEE (City)
	241	TRAFFIC SIGNAL SAFETY IMPROVEMENTS AT 11 INTERSECTIONS IN THE CITY OF MILWAUKEE	HS	
	244	HOPKINS ELEMENTARY SCHOOL SRTS IMPROVEMENTS: RADAR SPD LMT AND PED YIELD SIGN INSTALL, THERMOPLASTIC PVMNT MARKINGS, REFUGE ISLAND AND TRAFFIC CIRCLE TO IMPROVE PED SAFETY IN THE CITY OF MILWAUKEE	HS	
	246	SAFETY IMPROVEMENTS ON S CESAR CHAVEZ DR FROM NATIONAL AVE (STH 59) TO GREENFIELD AVE IN THE CITY OF MILWAUKEE (0.50 MI)	HS	
	249	TRAFFIC SIGNAL IMPROVEMENTS AT TWO CONNECTING HIGHWAY INTERSECTIONS - CONGRESS ST AND N 76TH ST, WELLS ST & 35TH ST IN THE CITY OF MILWAUKEE	HS	
	252	DESIGN AND CONSTRUCTION OF SAFETY IMPROVEMENTS ON S 27TH ST (STH 241) FROM KINNICKINNIC RIVER PARKWAY TO HOWARD AVE IN THE CITY OF MILWAUKEE (1.10 MI)	HS	
	293	SAFE ROUTES TO SCHOOL IMPROVEMENTS IN THE CITY OF WAUWATOSA: CURB RAMP MODIFICATIONS, LED SCHOOL CROSSING AND RADAR SPD LMT SIGN INSTALL, AND BIKE RACKS TO IMPROVE PED SAFETY IN THE CITY OF WAUWATOSA	HS	WAUWATOSA (City)
	300	CROSSWALK ENHANCEMENTS, INCREASED SIGNAGE, BICYCLE RACK INSTALLATION AND EDUCATIONAL ACTIVITIES FOR FIVE WEST ALLIS SCHOOLS THROUGH SAFE ROUTES TO SCHOOL	HS	WEST ALLIS (City)
	304	CROSSWALK ENHANCEMENTS, INCREASED SIGNAGE, BICYCLE RACK INSTALLATION AND EDUCATIONAL ACTIVITIES AT WEST MILWAUKEE MIDDLE SCHOOL THROUGH SAFE ROUTES TO SCHOOL IN THE VILLAGE OF WEST MILWAUKEE	HS	WEST MILWAUKEE (Village)
	305	SAFETY IMPROVEMENTS TO INTERSECTION OF OAKLAND AVE AND CUMBERLAND BLVD TO PROMOTE PEDESTRIAN SAFETY IN THE VILLAGE OF WHITEFISH BAY	HS	WHITEFISH BAY (Village)
	961	ENGINEERING FOR BEAM GUARD END TREATMENT UPGRADES	HS	STATE OF WISCONSIN
	967	INSTALLATION OF PEDESTRIAN COUNTDOWN TIMERS AT 85 INTERSECTIONS IN THE CITY OF MILWAUKEE (HSIP GRANT NO. 1)	HS	MILWAUKEE (City)
	968	INSTALLATION OF PEDESTRIAN COUNTDOWN TIMERS AT 85 INTERSECTIONS IN THE CITY OF MILWAUKEE (HSIP GRANT NO. 2)	HS	
	969	INSTALLATION OF PEDESTRIAN COUNTDOWN TIMERS AT 89 INTERSECTIONS IN THE CITY OF MILWAUKEE (HSIP GRANT NO.3)	HS	
	970	INSTALLATION OF PEDESTRIAN PUSHBUTTONS AND VEHICLE DETECTION LOOPS AT 9 INTERSECTIONS IN THE CITY OF MILWAUKEE	HS	
	971	MODIFICATION OF TRAFFIC SIGNALS AT THE INTERSECTION OF W BURNHAM ST AND 35TH ST IN THE CITY OF MILWAUKEE	HS	
	972	INSTALLATION OF PEDESTRIAN PUSH BUTTONS AND VEHICLE DETECTION LOOPS AT THE INTERSECTIONS OF W CAPITOL DR (STH 190) AND 7TH ST, AND N 76TH ST (STH 181) AND W GRANTOSA DR IN THE CITY OF MILWAUKEE	HS	
	973	INSTALLATION AND MODIFICATION OF TRAFFIC SIGNALS AT THE INTERSECTION OF S HOWELL AVE (STH 38) AND W LAYTON AVE (CTH Y) IN THE CITY OF MILWAUKEE	HS	
	975	INSTALLATION AND MODIFICATION OF TRAFFIC SIGNALS AT THE INTERSECTIONS OF W NORTH AVE WITH N 7TH ST AND N 8TH ST IN THE CITY OF MILWAUKEE	HS	

Source: SEWRPC.

Table B -1

**IMPLEMENTATION STATUS OF PROJECTS IN THE 2009 - 2012
TRANSPORTATION IMPROVEMENT PROGRAM FOR THE MILWAUKEE TRANSPORTATION
MANAGEMENT AREA -- MILWAUKEE COUNTY 2011-2014**

STATUS	NO	PROJECT DESCRIPTION	TYPE	PROJECT SPONSOR
UNDERWAY	976	INSTALLATION AND MODIFICATION OF TRAFFIC SIGNALS AND INTERSECTION IMPROVEMENTS AT THE INTERSECTION OF W KILBOURN AVE AND N 6TH ST (STH 145) IN THE CITY OF MILWAUKEE	HS	MILWAUKEE (City)
	977	MODIFICATION OF TRAFFIC SIGNALS AND CONSTRUCTION OF RIGHT TURN LANES AT 8 INTERSECTIONS IN THE VILLAGE OF WEST MILWAUKEE	HS	WEST MILWAUKEE (Village)
	978	SIGNAL MODIFICATION AND A MEDIAN CLOSING AT THE INTERSECTIONS OF MILLER PARKWAY AT GREENFIELD AVE AND NATIONAL AVE IN THE VILLAGE OF WEST MILWAUKEE	HS	
	1001	TRAFFIC SIGNAL IMPROVEMENTS AT THE INTERSECTION OF STH 100 (BROWN DEER RD) AND 51ST ST IN THE VILLAGE OF BROWN DEER	HS	STATE OF WISCONSIN
	1004	TRAFFIC SIGNAL IMPROVEMENTS AT THE INTERSECTION OF W FOND DU LAC AVE AND N SHERMAN BLVD IN THE CITY OF MILWAUKEE	HS	MILWAUKEE (City)
	1005	TRAFFIC SIGNAL IMPROVEMENTS AND STOP BARS PAINTED AT THE INTERSECTIONS OF N SHERMAN BLVD WITH W LLOYD ST, W LISBON AVE, AND W CENTER ST IN THE CITY OF MILWAUKEE	HS	
	1006	TRAFFIC SIGNAL IMPROVEMENTS AT THE INTERSECTIONS OF N 35TH ST WITH W VLIET ST AND W CENTER ST IN THE CITY OF MILWAUKEE	HS	
	1007	TRAFFIC SIGNAL IMPROVEMENTS AT THE INTERSECTION OF N 35TH ST AND W WISCONSIN AVE IN THE CITY OF MILWAUKEE	HS	
	1008	TRAFFIC SIGNAL IMPROVEMENTS AT THE INTERSECTION OF S 13TH ST AND W PUETZ RD IN THE CITY OF OAK CREEK	HS	OAK CREEK (City)
	1058	RECONSTRUCTION OF THE CP RAILROAD (SOO LINE) CROSSING AT PUETZ RD IN THE CITY OF OAK CREEK	HS	STATE OF WISCONSIN
	88	INSTALLATION OF TRAFFIC SIGNAL AND RAMP METER INTERCONNECT SYSTEM ON ARTERIAL STREETS	EE	
	90	ESTABLISHMENT OF AN EMERGENCY RIDE REIMBURSEMENT PROGRAM TO REIMBURSE EMPLOYER PROGRAM PARTICIPANTS IN SOUTHEASTERN WISCONSIN	EE	
	91	DESIGN AND CONSTRUCTION OF BAYVIEW BIKEWAY FROM RUSSELL AVE TO MICHIGAN ST IN THE CITY OF MILWAUKEE	EE	
	92	TRAFFIC SIGNAL AND ITS IMPROVEMENTS ON BROWN DEER RD (STH 100) FROM USH 45 TO IH 43 IN MILWAUKEE COUNTY	EE	
	93	STREETSCAPE IMPROVEMENTS ON W FOND DU LAC AVE (STH 145) FROM N 19TH ST TO N 36TH ST IN THE CITY OF MILWAUKEE (1.64 MI)	EE	
	95	CONSTRUCTION OF A 340 FT BRIDGE TO CONNECT THE HANK AARON STATE TRAIL TO THE MITCHELL PARK DOMES IN MENOMONEE VALLEY IN THE CITY OF MILWAUKEE.	EE	WISCONSIN DNR
	96	CONSTRUCTION OF THE HANK AARON STATE TRAIL 6TH ST BICYCLE RAMP IN THE CITY OF MILWAUKEE	EE	
	97	CONSTRUCTION OF A HANK AARON STATE TRAIL EXTENSION TO CONNECT EXISTING TRAIL SEGMENTS WITH THE OAK LEAF TRAIL THROUGH MILWAUKEE, WEST ALLIS, AND WAUWATOSA (2.5 MI)	EE	
	98	EDUCATION AND TRAINING PROJECT PROMOTING TECHNOLOGIES AND ECO-FRIENDLY DRIVING BEHAVIORS WITH FLEET DRIVERS AND GENERAL PUBLIC INCLUDING THE DEVELOPMENT OF AN INTERACTIVE EXHIBIT	EE	
	168	IMPLEMENTATION OF AN INTER-JURISDICTIONAL TRAFFIC COMMUNICATIONS SYSTEM CONNECTING COUNTY AND STATE SIGNALIZED INTERSECTION SYSTEMS IN MILWAUKEE COUNTY	EE	MILWAUKEE COUNTY

Source: SEWRPC.

Table B -1

**IMPLEMENTATION STATUS OF PROJECTS IN THE 2009 - 2012
TRANSPORTATION IMPROVEMENT PROGRAM FOR THE MILWAUKEE TRANSPORTATION
MANAGEMENT AREA -- MILWAUKEE COUNTY 2011-2014**

STATUS	NO	PROJECT DESCRIPTION	TYPE	PROJECT SPONSOR
UNDERWAY	169	PROVIDE 10 NATURAL GAS VEHICLES AT GENERAL MITCHELL INTERNATIONAL AIRPORT. EIGHT VEHICLES FOR GMIA OPERATIONS AND TWO VEHICLES TO SERVICE REMOTE PARKING	EE	MILWAUKEE COUNTY
	177	PHASE 3 OF THE NW SIDE TO DOWNTOWN COMMUTER PROJECT. CONSTRUCT TRAIL IN ATC/WE ENERGIES UTILITY CORRIDOR FROM THE NW CORNER OF BROWN DEER PARK SOUTHEAST TO W MILL RD (CTH S) IN MILWAUKEE COUNTY (2.1 MI)	EE	
	179	RECONSTRUCT TO MODERN DESIGN STANDARDS THE OAK LEAF TRAIL FROM W CONGRESS ST TO W SILVER SPRING DR IN THE LITTLE MENOMONEE RIVER CORRIDOR (2.25 MI)	EE	
	182	CONSTRUCTION OF A PEDESTRIAN BRIDGE OVER THE OAK LEAF TRAIL AT RIVERSIDE PARK IN MILWAUKEE COUNTY.	EE	
	192	CONSTRUCTION OF THE OAK LEAF TRAIL FROM THE NORTHWEST CORNER OF BROWN DEER PARK ALONG AN ATC UTILITY CORRIDOR TO THE VILLAGE OF BROWN DEER VILLAGE HALL, THEN WESTERLY TO CONNECT WITH KOHL PARK AT THE W END OF HANSON PARK	EE	
	197	CONSTRUCTION OF A 10-FOOT WIDE BICYCLE/PEDESTRIAN PATH ALONG WE ENERGIES ROW FROM N SIDNEY PL TO W MILL RD IN THE CITY OF GLENDALE (0.5 MI)	EE	GLENDALE (City)
	254	IMPROVE RAILROAD CROSSINGS, INSTALL SIGNS, AND PAVEMENT MARKINGS FOR BIKE LANES, IMPROVE CROSSINGS AND REPAVE ROADWAY SEGMENTS WHERE NEEDED (3.70 MI)	EE	MILWAUKEE (City)
	255	CLEAN FLEET EMISSIONS REDUCTION INITIATIVE IN THE CITY OF MILWAUKEE	EE	
	259	CREATE EXCLUSIVE BICYCLE LANES ON VARIOUS ROADWAYS THROUGHOUT THE CITY OF MILWAUKEE (42.0 MI)	EE	
	260	INSTALLATION OF BICYCLE LANES ON VARIOUS ARTERIAL ROADWAYS IN THE CITY OF MILWAUKEE	EE	
	261	CONSTRUCTION OF THE BEERLINE BIKE/RECREATIONAL CORRIDOR FROM E CHAMBERS ST TO E HOLTON AVE IN THE CITY OF MILWAUKEE (0.56 MI)	EE	
	266	CONSTRUCTION OF A BICYCLE TRAIL ALONG THE FORMER UP RR ROW FROM 6TH AND ROSEDALE TO E WASHINGTON AVE IN THE CITY OF MILWAUKEE (2.20 MI)	EE	
	267	INSTALLATION OF A COMPUTER-CONTROLLED SYSTEM INTEGRATING 21 TRAFFIC SIGNALS ON THE SOUTH SIDE OF THE CITY OF MILWAUKEE	EE	
	268	INSTALLATION OF COORDINATED TRAFFIC SIGNALS AT SIX ALL-WAY STOP CONTROLLED INTERSECTIONS IN THE CITY OF MILWAUKEE	EE	
	269	EXPANSION OF THE TRAFFIC ADAPTIVE SIGNAL SYSTEM TO INCLUDE S 27TH ST, W FOREST HOME AVE, AND W OKLAHOMA AVE IN THE CITY OF MILWAUKEE	EE	
	271	SUMMERFEST PARKING MANAGEMENT SYSTEM IN THE CITY OF MILWAUKEE	EE	
	273	IMPLEMENTATION OF AN ADVANCED PARKING GUIDANCE SYSTEM FOR GUIDING MOTORISTS TO PARKING FACILITIES WITHIN ONE BLOCK OF THE SUMMERFEST SHUTTLE BUS ROUTE (PHASE II)	EE	
	275	MARSUPIAL BRIDGE IMPROVEMENTS (HOLTON ST VIADUCT) IN THE CITY OF MILWAUKEE	EE	
	276	INSTALLATION OF IMPROVED BUS SHELTERS AND BICYCLE RACKS, AND CONSTRUCT STREETSCAPE ENHANCEMENTS ALONG W NORTH AVE FROM MARTIN LUTHER KING JR DR TO N 7TH ST (0.31 MI)	EE	

Table B -1

**IMPLEMENTATION STATUS OF PROJECTS IN THE 2009 - 2012
TRANSPORTATION IMPROVEMENT PROGRAM FOR THE MILWAUKEE TRANSPORTATION
MANAGEMENT AREA -- MILWAUKEE COUNTY 2011-2014**

STATUS	NO	PROJECT DESCRIPTION	TYPE	PROJECT SPONSOR
UNDERWAY	278	INSTALLATION OF ANTI-SLIP TREATMENTS IN BIKE LANES ON LIFT BRIDGES AT WATER ST., PLEASANT ST., WISCONSIN AVE., AND JUNEAU AVE IN THE CITY OF MILWAUKEE.	EE	MILWAUKEE (City)
	279	DESIGN AND CONSTRUCTION OF WALKWAY ENHANCEMENTS ALONG WISCONSIN AVE AND WATER ST IN THE CITY OF MILWAUKEE CBD (PHASES V)	EE	
	280	DESIGN AND CONSTRUCTION OF STREETScape ENHANCEMENTS ALONG WISCONSIN AVE AND WATER ST IN THE CITY OF MILWAUKEE CBD (PHASE VI) (0.5 MI)	EE	
	281	CONSTRUCTION OF STREETScape ENHANCEMENTS ALONG WATER ST FROM ST. PAUL AVE TO KNAPP ST; ALONG 5TH ST FROM CLYBOURN ST TO WISCONSIN AVE; DEVELOP A PEDESTRIAN WAYFINDING SYSTEM	EE	
	282	STREETScape ENHANCEMENTS OF 27TH ST FROM HIGHLAND BLVD TO ST. PAUL AVE IN THE CITY OF MILWAUKEE. (0.60 MI)	EE	
		CONSTRUCTION OF A HANK AARON TRAIL - AIRLINE YARDS SEGMENT - IN MEMONEE VALLEY IN THE CITY OF MILWAUKEE (1.66 MI)	EE	WISCONSIN DNR
	290	DESIGN NEW TIMING PLANS AND ADD ADDITIONAL VEHICLE DETECTION HARDWARE ALONG RAWSON AVE FROM 10TH AVE AND NICHOLSON AVE IN THE CITY SOUTH MILWAUKEE (1.06 MI)	EE	SOUTH MILWAUKEE (City)
	294	CONSTRUCTION OF A BICYCLE/PEDESTRIAN PATH ALONG THE MEMONEE RIVER FROM HART PARK TO 63RD ST IN THE CITY OF WAUWATOSA (0.70 MI)	EE	WAUWATOSA (City)
	301	CONSTRUCTION OF A CROSS-TOWN CONNECTOR BIKE/PEDESTRIAN BRIDGE OVER STH 100 IN THE CITY OF WEST ALLIS	EE	WEST ALLIS (City)
	302	CONSTRUCTION OF THE WEST ALLIS CROSS TOWN CONNECTOR BICYCLE/PEDESTRIAN TRAIL FROM S 56TH ST TO S 124TH ST ALONG THE WE ENERGIES ROW IN THE CITY OF WEST ALLIS (5.00 MI)	EE	
	945	REHABILITATION OF HISTORIC SOUTH LION BRIDGE IN HISTORIC LAKE PARK IN THE CITY OF MILWAUKEE	EE	MILWAUKEE COUNTY
	966	PURCHASE OF SIX GASOLINE-ELECTRIC HYBRID VANS FOR THE MILWAUKEE COUNTY TRANSIT SYSTEM (TRANSIT INVESTMENTS FOR GREENHOUSE GAS AND ENERGY REDUCTION FUNDS--WI-77-0001)	EE	
	1040	CONSTRUCTION OF A 180' BRIDGE OVER THE MEMONEE RIVER AND APPROACHED FROM 33RD CT TO THE HANK AARON STATE TRAIL IN THE CITY OF MILWAUKEE	EE	WISCONSIN DNR
	1041	DEVELOP AN ECO-DRIVING TRAINING MODULE FOR HEAVY-DUTY TRUCKING FLEETS, AND THEN RECRUIT, TRAIN, AND EVALUATE TWO TRUCK FLEETS IN THE SIX-COUNTY NON-ATTAINMENT REGION OF SOUTHEASTERN WISCONSIN	EE	
	1045	CONSTRUCTION OF A 10 FT WIDE ASPHALT PATH FROM ESTABROOK PARK TO TEUTONIA AVE/WEST MILL ROAD IN MILWAUKEE COUNTY (3.1 MI)	EE	MILWAUKEE COUNTY
DEFERRED	104	RECONSTRUCTION OF N 107TH ST (CTH F) FROM W BROWN DEER RD (STH 100) TO THE NORTH MILWAUKEE COUNTY LINE IN THE CITY OF MILWAUKEE (1.00 MI)	HP	
	114	RECONSTRUCTION OF S 76TH ST (CTH U) FROM THE SOUTH MILWAUKEE COUNTY LINE TO PUETZ RD IN THE CITY OF FRANKLIN (3.00 MI)	HP	
	115	RECONSTRUCTION OF S 13TH ST (CTH V) FROM SOUTH MILWAUKEE COUNTY LINE TO RYAN RD (STH 100) IN THE CITY OF OAK CREEK (2.0 MI)	HP	
	116	RECONSTRUCTION OF S 13TH ST (CTH V) FROM RYAN RD (STH 100) TO W RAWSON AVE (CTH BB) IN THE CITY OF OAK CREEK (3.00 MI)	HP	
	118	RECONSTRUCTION OF N PORT WASHINGTON RD (CTH W) FROM W DAPHNE ST TO W GOOD HOPE RD (CTH PP) IN MILWAUKEE COUNTY (0.70 MI)	HP	

Source: SEWRPC.

Table B -1

**IMPLEMENTATION STATUS OF PROJECTS IN THE 2009 - 2012
TRANSPORTATION IMPROVEMENT PROGRAM FOR THE MILWAUKEE TRANSPORTATION
MANAGEMENT AREA -- MILWAUKEE COUNTY 2011-2014**

STATUS	NO	PROJECT DESCRIPTION	TYPE	PROJECT SPONSOR
DEFERRED	119	RECONSTRUCTION OF W LAYTON AVE (CTH Y) FROM S 27TH ST (STH 241) TO W LOOMIS RD (STH 36) IN THE CITY OF GREENFIELD (1.20 MI)	HP	MILWAUKEE COUNTY
	121	RECONSTRUCTION OF COLLEGE AVE (CTH ZZ) FROM S 27TH ST (STH 241) TO S 51ST ST IN MILWAUKEE COUNTY (1.50 MI)	HP	
	207	RESURFACING OF N HOPKINS FROM W CONGRESS ST TO W VILLARD AVE IN THE CITY OF MILWAUKEE (1.10 MI)	HP	MILWAUKEE (City)
	211	RECONSTRUCTION OF E LINCOLN AVE FROM S LINCOLN MEMORIAL DR TO E BAY ST (EXCLUDING STRUCTURE) IN THE CITY OF MILWAUKEE (0.32 MI)	HP	
	215	RESURFACING OF W LOCUST ST FROM N DR MARTIN LUTHER KING DR TO N 15TH ST IN THE CITY OF MILWAUKEE (0.83 MI)	HP	
	216	RECONSTRUCTION OF THE W NORTH AVE BRIDGE (P-40-810) OVER CANADIAN PACIFIC RAILROAD IN THE CITY OF MILWAUKEE (0.02 MI)	HP	
	220	RECONSTRUCTION OF W STATE ST FROM N 35TH ST (USH 18) TO N 27TH ST (STH 57) IN THE CITY OF MILWAUKEE (0.50 MI)	HP	
	222	RECONSTRUCTION OF N TEUTONIA AVE FROM W CAPITOL DR (STH 190) TO W RUBY AVE IN THE CITY OF MILWAUKEE (0.70 MI)	HP	
	223	RECONSTRUCTION OF TEUTONIA AVE FROM W BURLEIGH ST TO W CAPITOL DR (STH 190) IN THE CITY OF MILWAUKEE (1.10 MI)	HP	
	224	RECONSTRUCTION OF N TEUTONIA AVE FROM W CENTER ST TO W BURLEIGH ST IN THE CITY OF MILWAUKEE (0.50 MI)	HP	
	225	REHABILITATION OF W VILLARD AVE BRIDGE OVER LINCOLN CREEK IN THE CITY OF MILWAUKEE (P-40-894)	HP	
	226	RECONSTRUCTION OF W VLIET ST FROM N 12TH ST TO N 27TH ST (STH 57) IN THE CITY OF MILWAUKEE (1.05 MI)	HP	
	227	REHABILITATION OF S WHITNALL AVE BRIDGE OVER UNION PACIFIC RAILROAD (P-40-0644)	HP	
	234	RECONSTRUCTION OF N 92ND ST FROM W CAPITOL DR (STH 190) TO W HAMPTON AVE IN THE CITY OF MILWAUKEE (1.06 MI)	HP	
	842	RECONSTRUCTION OF W BELOIT RD (CTH T) FROM S 124TH ST TO STH 100 IN MILWAUKEE COUNTY (1.10 MI)	HP	MILWAUKEE COUNTY
	1047	INSTALLATION OF VEHICLE DETECTION LOOPS AND PEDESTRIAN PUSH BUTTONS FOR THE INSTALLATION OF SEMI-ACTUATED OPERATION FOR 32 SIGNALIZED INTERSECTIONS THROUGHOUT THE CITY OF MILWAUKEE	HP	MILWAUKEE (City)
	235	RECONSTRUCTION WITH ADDITIONAL LANES OF N 91ST ST (SWAN RD) FROM W BROWN DEER RD (STH 100) TO NORTH MILWAUKEE COUNTY LINE IN THE CITY OF MILWAUKEE (1.00 MI)	HI	
	710	REPLACEMENT OF ROOF AT THE MCTS FOND DU LAC AVENUE GARAGE	TP	MILWAUKEE COUNTY
	711	REPLACEMENT OF BUS VACUUM SYSTEM AT THE MCTS FOND DU LAC AVENUE GARAGE	TP	
	720	PURCHASE OF HASTUS SOFTWARE UPGRADE	TP	

Table B -1

**IMPLEMENTATION STATUS OF PROJECTS IN THE 2009 - 2012
TRANSPORTATION IMPROVEMENT PROGRAM FOR THE MILWAUKEE TRANSPORTATION
MANAGEMENT AREA -- MILWAUKEE COUNTY 2011-2014**

STATUS	NO	PROJECT DESCRIPTION	TYPE	PROJECT SPONSOR
DEFERRED	156	IMPLEMENTATION OF A BUS RAPID TRANSIT LINE BY THE MILWAUKEE COUNTY TRANSIT SYSTEM ALONG FOND DU LAC AND NATIONAL AVENUES (12.0 MI)	TE	MILWAUKEE COUNTY
	157	RECONSTRUCTION OF SOUTH 68TH ST (CTH A) FROM RYAN RD (STH 100) TO HOUSE OF CORRECTIONS IN THE CITY OF FRANKLIN (0.75 MI)	OH	
	161	RECONSTRUCTION OF OLD LOOMIS RD FROM RAWSON AVE (CTH BB) TO S 76TH ST (CTH U) IN THE CITY OF FRANKLIN (0.63 MI)	OH	
	163	BRIDGE REHABILITATION OF W VIENNA AVE OVER THE MEMOMONEE RIVER AT GRANTOSA PKWY IN MILWAUKEE COUNTY (P-40-0771)	OH	
	172	CONSTRUCTION OF AN EAST-WEST BIKEWAY IN THE WE ENERGIES CORRIDOR FROM STH 32 ON THE EAST AND THE OAK LEAF TRAIL AT COLD SPRING RD ON THE WEST (9.7 MI)	EE	
	173	CONSTRUCTION OF A BIKE TRAIL IN MEMOMONEE RIVER CORRIDOR FROM LITTLE MEMOMONEE RIVER CONFLUENCE WITH MEMOMONEE RIVER TO 124TH ST (0.8 MI)	EE	
	174	CONSTRUCTION OF THE NORTHWEST BIKEWAY FROM W GOOD HOPE RD (CTH PP) TO N 124TH ST IN THE CITY OF MILWAUKEE (1.20 MI)	EE	
	175	CONSTRUCTION OF THE NORTHWEST BIKEWAY FROM W MILL RD (CTH S) TO W GOOD HOPE RD (CTH PP) IN THE CITY OF MILWAUKEE (1.33 MI)	EE	
	176	CONSTRUCTION OF THE NORTHWEST BIKEWAY FROM THE LITTLE MEMOMONEE RIVER PARKWAY AT APPLETON AVE TO THE MEMOMONEE RIVER CORRIDOR AT MILL RD (1.7 MI)	EE	
	178	FINAL PHASE OF THE NW SIDE TO DOWNTOWN COMMUTER PROJECT. ACQUISITION OF ABANDONED UP R/R CORRIDOR FROM THE NORTH END OF ESTABROOK PARK TO ATC/WE ENERGIES UTILITY CORRIDOR NEAR 2900 W MILL RD (CTH S) (3.1 MI)	EE	
	180	CONSTRUCTION OF AN OAK LEAF TRAIL EXTENSION ALONG THE LINCOLN CREEK FROM 30TH AT CAMERON ST WEST TO HAMPTON AVE AT 60TH ST (2.8 MI)	EE	
	181	RELOCATE OAK LEAF TRAIL FROM MUNICIPAL STREETS AND PARKWAY DRIVES TO BIKE TRAIL FROM 31ST ST ON THE KK RIVER PARKWAY AND 5TH ST AT CLEVELAND AVE (2.5 MI)	EE	
	183	CONSTRUCTION OF AN OAK LEAF TRAIL EXTENSION WEST FROM HOWELL AVE (STH 38) TO ASPEN DR EXTENDED (1.0 MI)	EE	
	184	CONSTRUCTION OF THE OAK LEAF TRAIL (ROOT RIVER) FROM HOWELL AVE (STH 38) TO 27TH ST (STH 241) IN THE CITY OF MILWAUKEE (2.00 MI)	EE	
	185	CONSTRUCTION OF THE OAK LEAF TRAIL - BENDER PARK CONNECTOR. NORTH SHORE ROW JUST WEST OF NICHOLSON THROUGH TO THE SOUTHERN BOUNDARY OF BENDER PARK IN THE CITY OF OAK CREEK (4.8 MI)	EE	
	186	CONSTRUCTION OF AN OAK LEAF TRAIL EXTENSION FROM BENDER PARK SOUTH BOUNDARY LINE TO NORTH SHORE ROW NEAR COUNTY LINE ROAD TO THE CITY OF OAK CREEK/RACINE COUNTY TRAIL SYSTEMS (3.02 MI)	EE	
	187	CONSTRUCTION OF THE OAK LEAF TRAIL FROM OAKWOOD RD TO RYAN RD (STH 100) IN THE CITY OF FRANKLIN (1.70 MI)	EE	
	188	CONSTRUCTION OF THE OAK LEAF TRAIL (ROOT RIVER) FROM S 27TH ST (STH 241) TO OAKWOOD RD IN THE CITY OF FRANKLIN (3.98 MI)	EE	
	189	CONSTRUCTION OF THE OAK LEAF TRAIL KOHL PARK CONNECTOR IN THE CITY OF MILWAUKEE (5.2 MI)	EE	
	190	CONSTRUCTION OF THE OAK LEAF TRAIL FROM THE ROOT RIVER PARKWAY 0.5 MILES SOUTH OF COLLEGE AVE EXTENDED TO FOREST HOME AVE (STH 24) (3.34 MI)	EE	

Source: SEWRPC.

Table B -1

**IMPLEMENTATION STATUS OF PROJECTS IN THE 2009 - 2012
TRANSPORTATION IMPROVEMENT PROGRAM FOR THE MILWAUKEE TRANSPORTATION
MANAGEMENT AREA -- MILWAUKEE COUNTY 2011-2014**

STATUS	NO	PROJECT DESCRIPTION	TYPE	PROJECT SPONSOR
DEFERRED	191	CONSTRUCTION OF OAK LEAF TRAIL ALONG THE RYAN CREEK CORRIDOR FROM S 76TH ST (CTH U) AND S 116TH ST (3.30 MI)	EE	MILWAUKEE COUNTY
	236	DESIGN AND INSTALLATION OF EXPRESS BUS ROUTE TRAFFIC SIGNAL PRE-EMPTION EQUIPMENT IN THE CITY OF MILWAUKEE	EE	MILWAUKEE (City)
	1042	COMPUTER OPTIMIZATION OF 50 TRAFFIC SIGNALS ON COUNTY TRUNK HIGHWAYS, COORDINATION WITH WISDOT AND MILWAUKEE COUNTY TRAFFIC SIGNALS	EE	MILWAUKEE COUNTY
	1046	SIGNAL OPTIMIZATION FOR 34 TRAFFIC SIGNALS IN THE BAY VIEW NEIGHBORHOOD IN THE CITY OF MILWAUKEE	EE	MILWAUKEE (City)
	1048	SIGNAL OPTIMIZATION FOR 103 TRAFFIC SIGNALS ALONG THE E/W CAPITOL DR (STH 190) AND W FOND DU LAC (STH 145) IN THE CITY OF MILWAUKEE	EE	
	1049	INSTALLATION OF VEHICLE DETECTION LOOPS AND PEDESTRIAN PUSHBUTTONS FOR THE INSTALLATION OF SEMI-ACTUATED OPERATION FOR 10 SIGNALIZED CONNECTING HIGHWAY INTERSECTIONS THROUGHOUT THE CITY OF MILWAUKEE	EE	
	1050	INSTALLATION OF TRANSIT PRIORITY SYSTEM AT 100 SIGNALIZED INTERSECTION ON PROPOSED EXPRESS BUS AND TROLLEY CIRCULATOR ROUTES IN THE CITY OF MILWAUKEE	EE	
	1051	RETROFIT DIESEL ENGINES ON 44 HEAVY TRUCKS AND DIESEL OXIDATION CATALYST MUFFLERS ON 50 HEAVY EQUIPMENT UNITS, PROVIDE MARGINAL COST FOR BIO-DIESEL FUEL, AND PROVISION OF "ECO-DRIVING" TRAINING TECHNIQUES FOR DRIVERS	EE	
	1052	IMPLEMENTATION OF A MARKETING PROGRAM AIMED AT REDUCING SINGLE OCCUPANCY TRIPS, AND INCREASING BICYCLE, PEDESTRIAN, TRANSIT, CARPOOL AND CAR-SHARING TRIPS	EE	
	1053	DEVELOP AND MAINTAIN A COMPRESSED NATURAL GAS (CNG) FUELING STATION AND PURCHASE 20 CNG REFUSE TRUCKS	EE	
PROJECT DROPPED	1	TECHNICAL & PLANNING SUPPORT FOR INTELLIGENT TRANSPORTATION SYSTEM DEVELOPMENT	HP	STATE OF WISCONSIN
	8	PAVEMENT MARKING AT VARIOUS LOCATIONS ON THE UNITED STATES HIGHWAY SYSTEM AND STATE TRUNK HIGHWAY SYSTEM WITHIN SOUTHEASTERN WISCONSIN	HP	
	13	REHABILITATION OF STRUCTURES ON IH-94 (EASTBOUND AND WESTBOUND) FROM 27TH ST WEST TO THE MILWAUKEE COUNTY LINE (5.24 MILES)	HP	
	52	RECONSTRUCTION OF THE INTERSECTION OF W FOND DU LAC AVE (STH 145) FROM N 60TH ST TO W HAMPTON AVE IN THE CITY OF MILWAUKEE	HP	
	65	BRIDGE REHABILITATION OF HAMPTON AVE (CTH EE) OVER USH 45 IN MILWAUKEE COUNTY	HP	
	105	RECONSTRUCTION OF RYAN RD (CTH H) FROM STH 36 TO STH 100 IN THE CITY OF FRANKLIN (2.0 MILES)	HP	MILWAUKEE COUNTY
	106	RECONSTRUCTION OF S 92ND ST (CTH N) FROM W FOREST HOME AVE (STH 24) TO W HOWARD AVE IN THE CITY OF GREENFIELD (1.50 MILES)	HP	
	195	RECONSTRUCTION OF W PUETZ RD FROM STH 100 TO S 76TH ST (CTH U) (1.2 MILES)	HP	FRANKLIN (City)
	210	RESURFACING OF E LINCOLN AVE FROM S 1ST ST TO S KINNICKINNIC AVE IN THE CITY OF MILWAUKEE (0.36 MILES)	HP	MILWAUKEE (City)
	291	RECONSTRUCTION OF WAUWATOSA AVE FROM STATE ST TO HARWOOD AVE IN THE CITY OF WAUWATOSA (0.09 MILES)	HP	WAUWATOSA (City)

Source: SEWRPC.

Table B -1

**IMPLEMENTATION STATUS OF PROJECTS IN THE 2009 - 2012
TRANSPORTATION IMPROVEMENT PROGRAM FOR THE MILWAUKEE TRANSPORTATION
MANAGEMENT AREA -- MILWAUKEE COUNTY 2011-2014**

STATUS	NO	PROJECT DESCRIPTION	TYPE	PROJECT SPONSOR
PROJECT DROPPED	841	RESURFACING OF STH 38 FROM RYAN RD TO GRANGE AVE IN MILWAUKEE COUNTY (5.20 MILES)	HP	STATE OF WISCONSIN
	845	REHABILITATION OF THE NORTH SOUTH FREEWAY (IH 43) FROM BENDER RD TO GOOD HOPE RD IN MILWAUKEE COUNTY (1.0 MILES)	HP	
	705	RECONSTRUCTION WITH ADDITIONAL TRAFFIC LANES OF IH-94 FROM STATE LINE TO MITCHELL INTERCHANGE IN MILWAUKEE, RACINE, AND KENOSHA: ADVANCE CONST OF SEGMENTS OF IH-94 AND INTERCHANGES: 2009	HI	
	74	COMPREHENSIVE STUDY OF EXISTING AND FUTURE PARK AND RIDE LOT FACILITIES WITHIN SOUTHEASTERN WISCONSIN	TP	
	127	ELDERLY/DISABLED TRANSPORTATION SEC 5310 UNITED COMMUNITY CENTER	TP	MILWAUKEE COUNTY
	137	PURCHASE OF 100 40-FOOT REPLACEMENT BUSES FOR THE MILWAUKEE COUNTY TRANSIT SYSTEM: 5 BUSES IN 2009, AND 15 BUSES IN 2010, 2011 AND 2012	TP	
	144	PURCHASE OF TRIP PLANNER SOFTWARE FOR MCTS	TP	
	713	REPLACEMENT OF THE ASPHALT PARKING LOT AT THE MCTS KINNICKINNIC STATION EMPLOYEE PARKING LOT	TP	
	714	REPAIR, RESTRIPE, AND ADD ADDITIONAL LIGHTING TO THE FOND DU LAC STATION EMPLOYEE PARKING LOT	TP	
	715	PURCHASE OF OVERHEAD DOOR LOOP APPLICATION	TP	
	717	PURCHASE OF 15 LAPTOPS FOR THE EMERGENCY OPERATIONS CENTER	TP	
	718	REPLACEMENT OF 2 FILE SERVERS AND CONNECTOR UPGRADES	TP	
	719	DISASTER RECOVERY PLAN UPGRADE/REVISION	TP	
	721	PURCHASE OF 20 AUTOMATIC PASSENGER COUNTERS	TP	
	722	PURCHASE OF PUBLIC TIMETABLE PROCESS MANAGEMENT AND PUBLISHING SYSTEM	TP	
	723	PURCHASE OF 3 HIGH SPEED COPIERS	TP	
	724	PURCHASE OF 2 LASER CLASS FAX MACHINES	TP	
	725	MISCELLANEOUS FACILITY HARDWARE/SOFTWARE - MAINTENANCE	TP	
	726	REDUCE ADULT CASH FARES TO \$1.75 AND WEEKLY PASS AND 10-TICKET SHEETS TO \$16.00 FOR THE MILWAUKEE COUNTY TRANSIT SYSTEM	TP	
	76	CONSTRUCTION OF A DOUBLE TRACK FREIGHT BY-PASS AROUND THE MILWAUKEE INTERMODAL STATION THROUGH THE CP MUSKEGO YARDS.	TI	STATE OF WISCONSIN

Source: SEWRPC.

Table B -1

**IMPLEMENTATION STATUS OF PROJECTS IN THE 2009 - 2012
TRANSPORTATION IMPROVEMENT PROGRAM FOR THE MILWAUKEE TRANSPORTATION
MANAGEMENT AREA -- MILWAUKEE COUNTY 2011-2014**

STATUS	NO	PROJECT DESCRIPTION	TYPE	PROJECT SPONSOR
PROJECT DROPPED	904	PURCHASE OF 60-FOOT ARTICULATED BUSES AND ASSOCIATED CAPITAL EXPENDITURES FOR AN EAST-WEST BUS RAPID TRANSIT LINE	TI	MILWAUKEE COUNTY
	1064	CONSTRUCTION OF NEW STATIONS AND MAINTENANCE FACILITY FOR HIGH SPEED PASSENGER RAIL	TE	STATE OF WISCONSIN
	706	PURCHASE OF 155 40-FOOT REPLACEMENT BUSES FOR THE MILWAUKEE COUNTY TRANSIT SYSTEM	OH	MILWAUKEE COUNTY
	167	TRAFFIC SAFETY IMPROVEMENTS ON W MILL RD (CTH S) FROM USH 45 TO GREEN BAY RD (STH 57) IN THE CITY OF MILWAUKEE (6.25 MILES)	HS	
	865	INSTALL PEDESTRIAN COUNTDOWN TIMERS AT 237 SIGNALIZED INTERSECTIONS IN THE DOWNTOWN EASTSIDE AND NEAR NORTH SIDE OF THE CITY OF MILWAUKEE (COUNTDOWN TIMER APPLICATION #1)	HS	MILWAUKEE (City)
	866	INSTALL PEDESTRIAN COUNTDOWN TIMERS AT 235 SIGNALIZED INTERSECTIONS IN THE NORTH SIDE OF THE CITY OF MILWAUKEE (COUNTDOWN TIMER APPLICATION #2)	HS	
	867	INSTALL PEDESTRIAN COUNTDOWN TIMERS AT 207 SIGNALIZED INTERSECTIONS IN THE SOUTH AND WEST SIDES OF THE CITY OF MILWAUKEE (COUNTDOWN TIMER APPLICATION #3)	HS	
	974	INSTALLATION AND MODIFICATION OF TRAFFIC SIGNALS AT THE INTERSECTION OF N DR MARTIN LUTHER KING JR DR AND W NORTH AVE IN THE CITY OF MILWAUKEE	HS	
	262	DESIGN AND CONSTRUCTION OF HANK AARON BIKE TRAIL FROM DOYNE PARK TO MILLER PARK IN MENOMONEE VALLEY IN THE CITY OF MILWAUKEE	EE	
	264	BIKE/PED CONNECTIONS TO HANK AARON TRAIL IN MENOMONEE VALLEY IN THE CITY OF MILWAUKEE	EE	
	272	INSTALLATION OF GUIDE SIGNS TO DIRECT MOTORISTS TO PARKING IN THE CITY OF MILWAUKEE	EE	
	731	STREETSCAPE ENHANCEMENTS ON W FOND DU LAC AVE BETWEEN N 51ST ST AND N 68TH ST IN THE CITY OF MILWAUKEE (1.40 MI)	EE	
	733	STREETSCAPE ENHANCEMENTS ON W VLIET ST BETWEEN N 12TH ST AND N 17TH ST IN THE CITY OF MILWAUKEE (0.35 MILES)	EE	
	868	CONSTRUCT RIVERWALK LINK IN THE HISTORIC THIRD WARD IN THE CITY OF MILWAUKEE	EE	

Table B -2

**IMPLEMENTATION STATUS OF PROJECTS IN THE 2009 - 2012
TRANSPORTATION IMPROVEMENT PROGRAM FOR THE MILWAUKEE TRANSPORTATION
MANAGEMENT AREA -- OZAUKEE COUNTY 2011-2014**

STATUS	NO	PROJECT DESCRIPTION	TYPE	PROJECT SPONSOR
COMPLETED	311	BRIDGE REHABILITATION OF IH 43 AT CTH KK INTERCHANGE IN OZAUKEE COUNTY	HP	STATE OF WISCONSIN
	315	RECONSTRUCTION OF THE INTERSECTION OF STH 60 AND KEUP RD AND RESURFACE STH 60 FROM STH 181 TO 1ST ST IN OZAUKEE COUNTY (2.50 MILES)	HP	
	317	RESURFACING OF MEQUON RD (STH 167) FROM 1,000 FT WEST OF CEDARBURG RD (STH 57) TO 600 FT WEST OF CEDARBURG ROAD(STH 57), INCLUDING THE WCL RAILROAD CROSSING (0.10 MILES)	HP	
	318	RESURFACING OF WAUWATOSA RD (STH 181) FROM MEQUON RD (STH 167) TO PIONEER RD IN THE CITY OF MEQUON (4.01 MILES)	HP	
	335	RECONSTRUCTION OF N SPRING ST (CTH KK) FROM STH 33 TO MALLINGER DR IN THE CITY OF PORT WASHINGTON (0.32 MILES)	HP	PORT WASHINGTON (City)
	735	RECONSTRUCTION OF CTH O FROM CEDAR CREEK RD TO CEDAR SAUK RD IN OZAUKEE COUNTY (2.20 MILES)	HP	OZAUKEE COUNTY
	739	RESURFACING OF DONGES BAY RD FROM GRASSLYNN RD TO PORT WASHINGTON RD IN THE CITY OF MEQUON (0.5 MILES)	HP	MEQUON (City)
	740	RESURFACING OF HIGHLAND RD FROM GREEN BAY RD TO PORT WASHINGTON RD IN THE CITY OF MEQUON (3.0 MILES)	HP	
	324	RECONSTRUCTION WITH ADDITIONAL TRAFFIC LANES OF PORT WASHINGTON RD (CTH W) FROM MEQUON RD (STH 167) TO GLEN OAKS LN IN THE CITY OF MEQUON (1.00 MILES)	HI	OZAUKEE COUNTY
	339	MOBILITY MANAGER POSITION TO PLAN AND COORDINATE TRANSPORTATION SERVICES FOR DISABLED PERSONS IN OZAUKEE COUNTY	TP	COMMUNITY CARE, INC.
	736	MOBILE COMPUTERS FOR SHARED-RIDE PROGRAM FOR OZAUKEE COUNTY TRANSIT SERVICES	TP	OZAUKEE COUNTY
	870	AUTOMATED DATA PROCESSING AND AUTOMATED VEHICLE LOCATOR HARDWARE AND SOFTWARE	TP	
	332	NEW BUILDING FOR VEHICLE STORAGE AND OFFICE FACILITY FOR OZAUKEE COUNTY TRANSIT SERVICES	TE	
	322	INSTALLATION OF RAILROAD GATES AND CANTILEVERS AT THE CANADIAN NATIONAL RAILROAD AND DEKORA RD (STH 33) CROSSING IN SAUKVILLE	HS	STATE OF WISCONSIN
	333	IMPROVEMENT OF THE INTER-URBAN BICYCLE/PEDESTRIAN TRAIL FROM TERMINAL RD AND RIDGEWOOD RD AND BRIDGE CONSTRUCTION OVER IH-43 IN THE TOWN OF GRAFTON (2.15 MILES)	EE	OZAUKEE COUNTY
UNDERWAY	310	REHABILITATION AND BRIDGE OVERLAY OF IH 43 FROM STH 32 TO NORTH OZAUKEE COUNTY LINE	HP	STATE OF WISCONSIN
	312	RESURFACING OF IH 43 FROM NORTH MILWAUKEE COUNTY LINE TO STH 32	HP	
	313	REHABILITATION OF STH 33 FROM THE MILWAUKEE RIVER OVERFLOW BR. TO IH 43 IN THE VILLAGE OF SAUKVILLE (0.36 MI)	HP	
	316	RESURFACING OF MEQUON RD (STH 167) FROM WASHINGTON COUNTY LINE TO BUNTROCK AVE IN THE CITY OF MEQUON	HP	
	319	RECONSTRUCTION OF STH 181 (WAUWATOSA RD) FROM BRIDGE ST TO CTH T (WESTERN AVE) IN THE CITY AND TOWN OF CEDARBURG	HP	

Source: SEWRPC.

Table B -2

**IMPLEMENTATION STATUS OF PROJECTS IN THE 2009 - 2012
TRANSPORTATION IMPROVEMENT PROGRAM FOR THE MILWAUKEE TRANSPORTATION
MANAGEMENT AREA -- OZAUKEE COUNTY 2011-2014**

STATUS	NO	PROJECT DESCRIPTION	TYPE	PROJECT SPONSOR
UNDERWAY	320	RECONSTRUCTION OF THE INTERSECTION OF STH 181 (WAUWATOSA RD) AND WASHINGTON AVENUE	HP	STATE OF WISCONSIN
	734	RECONSTRUCTION OF CTH C FROM CTH CC TO PIONEER RD IN OZAUKEE COUNTY (7.06 MI)	HP	OZAUKEE COUNTY
	314	RECONSTRUCTION WITH ADDITIONAL LANES OF STH 60 FROM STH 181 TO 11TH AVE IN THE VILLAGE OF GRAFTON (2.70 MI)	HI	STATE OF WISCONSIN
	321	RECONSTRUCTION WITH ADDITIONAL TRAFFIC LANES OF STH 33 FROM IH 43 TO S TOWER DR IN THE CITY OF PORT WASHINGTON (1.50 MI)	HI	
	325	PROVISION OF COUNTYWIDE SPECIALIZED DEMAND-RESPONSIVE TRANSPORTATION SERVICES FOR ELDERLY & DISABLED PEOPLE AND OUT OF COUNTY TRANSPORTATION FOR THE ELDERLY AND DISABLED (SEC. 85.21)	TP	OZAUKEE COUNTY
	326	OPERATING ASSISTANCE FOR OZAUKEE COUNTY EXPRESS BUS AND SHARED-RIDE TAXI (FTA 5307 AND SEC 85.20)	TP	
	327	CAPITAL COSTS OF MAINTENANCE FOR THE OZAUKEE COUNTY EXPRESS BUS AND SHARED-RIDE TAXI SERVICE	TP	
	329	PURCHASE OF REPLACEMENT VEHICLES FOR THE OZAUKEE COUNTY SHARED-RIDE TAXI PROGRAM	TP	
	336	CAPITAL COSTS FOR THE CITY OF PORT WASHINGTON TRANSIT SYSTEM (SEC 85.20 & 5311)	TP	PORT WASHINGTON (City)
	337	OPERATING ASSISTANCE FOR THE CITY OF PORT WASHINGTON SHARED-RIDE TAXI SYSTEM (SEC 85.21 & 5311)	TP	
	737	INSTALLATION OF BIKE RACKS ON 5 COMMUTER BUSES FOR OZAUKEE COUNTY TRANSIT SERVICES	TP	OZAUKEE COUNTY
	738	PURCHASE OF BIKE RACKS FOR PARK AND RIDE LOTS FOR OZAUKEE COUNTY TRANSIT SERVICES	TP	
	871	PURCHASE OF REPLACEMENT VEHICLES FOR OZAUKEE COUNTY SHARED-RIDE TAXI PROGRAM: 4 VANS, 8 SEDANS/CARAVANS IN 2009	TP	
	948	AUTOMATED VEHICLE ANNUNCIATORS FOR OZAUKEE EXPRESS BUSES.	TP	
	1025	ELECTRONIC FAREBOX FOR FIVE EXPRESS BUSES FOR THE OZAUKEE COUNTY EXPRESS BUS	TP	
	1029	LOCAL MARKETING FOR THE OZAUKEE COUNTY TRANSIT SYSTEM	TP	
	323	RECONSTRUCTION OF THE INTERSECTION OF STH 167 (MEQUON RD) WITH WAUSAUKEE RD (CTH M) IN THE CITY OF MEQUON AND THE VILLAGE OF GERMANTOWN	HS	STATE OF WISCONSIN
	979	INSTALLATION OF HIGH INTENSITY ACTIVATED CROSSWALK PEDESTRIAN SIGNAL BEACON AT THE INTERSECTION OF WASHINGTON ST (STH 60) AND 13TH AVE IN THE VILLAGE OF GRAFTON	HS	GRAFTON (Village)
	1032	CONSTRUCTION OF SNOW FENCES ALONG I-43 IN OZAUKEE COUNTY (13.0 MI)	HS	STATE OF WISCONSIN
	1033	REMOVAL OF CABLE BARRIER AND EXTENSION OF BULLNOSE GUARDRAIL TO MINIMIZE GAP IN MEDIAN OF I-43 AND SURFACE TREATMENT TO REDUCE SKIDDING FROM HIGHLAND RD TO APPROXIMATELY STH 32 IN OZAUKEE COUNTY	HS	

Source: SEWRPC.

Table B -2

**IMPLEMENTATION STATUS OF PROJECTS IN THE 2009 - 2012
TRANSPORTATION IMPROVEMENT PROGRAM FOR THE MILWAUKEE TRANSPORTATION
MANAGEMENT AREA -- OZAUKEE COUNTY 2011-2014**

STATUS	NO	PROJECT DESCRIPTION	TYPE	PROJECT SPONSOR
UNDERWAY	334	CONSTRUCTION OF A BICYCLE TRAIL LINKING MILWAUKEE COUNTY'S OAK LEAF TRAIL AND OZAUKEE INTERURBAN TRAIL IN THE CITY OF MEQUON (1.59 MI)	EE	MEQUON (City)
	338	CONSTRUCTION OF TWO OFF-STREET SEGMENTS OF THE INTERURBAN TRAIL IN THE CITY OF PORT WASHINGTON: OAKLAND AVE TO PARK ST; CTH LL TO HIGHLAND RD	EE	PORT WASHINGTON (City)
DEFERRED	328	OFFICE EQUIPMENT FOR OZAUKEE COUNTY TRANSIT SERVICES' NEW BUILDING FOR VEHICLE STORAGE AND OFFICE FACILITY	TP	OZAUKEE COUNTY
	330	NEW BUS SHELTER IN THE VILLAGE OF NEWBURG	TP	
PROJECT DROPPED	869	OFFICE EQUIPMENT FOR OZAUKEE COUNTY TRANSIT SERVICES' NEW BUILDING FOR VEHICLE STORAGE AND OFFICE FACILITY	TP	
	872	DEMOLITION OF EXISTING FACILITY ON SITE OF NEW VEHICLE STORAGE AND OFFICE FACILITY FOR OZAUKEE COUNTY TRANSIT SERVICES	TP	
	331	AUTOMATED DATA PROCESSING AND AUTOMATED VEHICLE LOCATOR HARDWARE AND SOFTWARE	TI	

Table B -3

**IMPLEMENTATION STATUS OF PROJECTS IN THE 2009 - 2012
TRANSPORTATION IMPROVEMENT PROGRAM FOR THE MILWAUKEE TRANSPORTATION
MANAGEMENT AREA -- WASHINGTON COUNTY 2011-2014**

STATUS	NO	PROJECT DESCRIPTION	TYPE	PROJECT SPONSOR
COMPLETED	342	RESURFACING OF USH 45 FROM WB STH 28 TO NORTH COUNTY LINE IN WASHINGTON COUNTY	HP	STATE OF WISCONSIN
	345	CORRIDOR STUDY OF STH 33 FROM CTH U TO IH 43 IN WASHINGTON AND OZAUKEE COUNTIES (25.07 MILES)	HP	
	352	RESURFACING OF STH 83 FROM WILSON AVE TO STH 175 IN WASHINGTON COUNTY (4.60 MILES)	HP	
	353	RECONSTRUCTION OF STH 83 FROM MAIN ST TO WILSON ST IN THE CITY OF HARTFORD (0.80 MILES)	HP	
	354	RESURFACING OF STH 83 FROM STH 167 TO MONROE AVE IN THE CITY OF HARTFORD (3.90 MILES)	HP	
	356	REHABILITATION OF STH 144 FROM CTH NN TO STH 33 IN THE TOWN OF WEST BEND (5.30 MILES)	HP	
	357	BRIDGE REPLACEMENTS ON STH 145 OVER USH 41 (B-66-0038) AND USH 45 (B-66-0039) IN WASHINGTON COUNTY	HP	
	369	BRIDGE REPLACEMENT ON CTH M OVER CEDAR CREEK IN THE TOWN OF JACKSON	HP	WASHINGTON COUNTY
	370	BRIDGE REPLACEMENT ON CTH W OVER THE ROCK RIVER IN THE TOWN OF ADDISON	HP	
	766	RESURFACING OF STH 175 FROM CTH K TO THE NORTH COUNTY LINE IN WASHINGTON COUNTY	HP	STATE OF WISCONSIN
	876	RESURFACING OF DECORAH RD FROM 18TH AVE TO MAIN ST IN THE CITY OF WEST BEND (1.0 MILES)	HP	WEST BEND (City)
	877	RESURFACING OF INDIANA AVE FROM OAK ST TO WASHINGTON ST (STH 33) IN THE CITY OF WEST BEND (0.7 MILES)	HP	
	878	RESURFACING OF JEFFERSON ST FROM GREEN TREE RD TO MAIN ST IN THE CITY OF WEST BEND (0.4 MILES)	HP	
	367	RECONSTRUCTION WITH ADDITIONAL LANES OF STH 145 FROM USH 41 TO CTH P IN WASHINGTON COUNTY	HI	STATE OF WISCONSIN
	371	RECONSTRUCTION WITH ADDITIONAL TRAFFIC LANES OF CTH Q (COUNTY LINE ROAD) FROM USH 41 TO PILGRIM RD IN THE VILLAGE OF GERMANTOWN (0.85 MILE)	HI	WASHINGTON COUNTY
	772	RECONSTRUCTION WITH ADDITIONAL TRAFFIC LANES OF CTH Y (LANNON RD) FROM CTH Q TO STH 175 IN THE WASHINGTON COUNTY	HI	
	773	PURCHASE OF 4 - 30 FT PASSENGER BUSES WITH 2 WHEELCHAIR SPOTS IN WASHINGTON COUNTY	TP	
	774	PURCHASE OF 2 VANS WITH 1 WHEELCHAIR SPOT IN WASHINGTON COUNTY	TP	
	775	PURCHASE OF 3 SEDANS IN WASHINGTON COUNTY	TP	
	776	PURCHASE OF 27 AUTOMATIC VEHICLE LOCATORS/MOBILE DATA COMPUTERS AND ASSOCIATED SOFTWARE IN WASHINGTON COUNTY	TP	

Source: SEWRPC.

Table B -3

**IMPLEMENTATION STATUS OF PROJECTS IN THE 2009 - 2012
TRANSPORTATION IMPROVEMENT PROGRAM FOR THE MILWAUKEE TRANSPORTATION
MANAGEMENT AREA -- WASHINGTON COUNTY 2011-2014**

STATUS	NO	PROJECT DESCRIPTION	TYPE	PROJECT SPONSOR
COMPLETED	837	WASHINGTON COUNTY SHARED-RIDE TAXI PROGRAM CAPITAL COSTS: 2 VANS AND 2 MINIBUS IN 2009	TP	WASHINGTON COUNTY
	879	RESURFACING OF PARK AVE FROM WILDWOOD RD TO MARSHALL CT IN THE CITY OF WEST BEND (0.3 MILES)	OH	WEST BEND (City)
	880	RESURFACING OF VINE ST FROM 7TH AVE TO MAIN ST IN THE CITY OF WEST BEND (0.2 MILES)	OH	
	881	RESURFACING OF 7TH AVE FROM VINE ST TO HAWTHORN DR IN THE CITY OF WEST BEND (0.3 MILES)	OH	
	380	CONSTRUCTION OF A ROUNDABOUT AT THE INTERSECTION OF CTH P AND CTH PV (PLEASANT VALLEY RD) IN WASHINGTON COUNTY	HS	WASHINGTON COUNTY
	386	REPLACEMENT OF WARNING AND TRAFFIC SIGNS THROUGHOUT THE TOWN	HS	KEWASKUM (Town)
	388	CONSTRUCT NE BOARDWALK (PHASE II) OF QUAAS CREEK RIVERWALK FROM ENTERPRISE ST TO PARK PROPERTY LIMITS	EE	WEST BEND (City)
	389	RAILROAD DEPOT RESTORATION AND VETERAN'S AVE PEDESTRIAN IMPROVEMENTS AND PRELIMINARY DESIGN FOR THE WEST BEND TRAIL TO BE LOCATED ON THE ABANDONED CNR ROW (5.00 MILES)	EE	
UNDERWAY	340	RECONSTRUCTION AND RECONFIGURATION OF THE USH 41 AND STH 144 INTERCHANGE IN WASHINGTON COUNTY	HP	STATE OF WISCONSIN
	341	RECONSTRUCTION OF THE USH 41 AND STH 60 INTERCHANGE IN WASHINGTON COUNTY	HP	
	343	REHABILITATION OF USH 45 FROM USH 41/45 SPLIT TO ONE MILE NORTH OF CTH D IN WASHINGTON COUNTY (13.96 MI)	HP	
	344	RESURFACING OF STH 28 FROM USH 45 TO STH 144 IN WASHINGTON COUNTY (5.82 MI)	HP	
	346	REHABILITATION OF WASHINGTON ST (STH 33) FROM USH 41 TO CTH Z IN WASHINGTON COUNTY (4.80 MI)	HP	
	347	RECONSTRUCTION OF STH 33 FROM THE MILWAUKEE RIVER TO WISCONSIN ST IN THE CITY OF WEST BEND (0.10 MI)	HP	
	348	RESURFACING OF STH 60 FROM EAGLE DR IN WASHINGTON COUNTY TO STH 181 IN OZAUKEE COUNTY LINE (7.3 MI)	HP	
	349	RESURFACING OF SUMNER ST (STH 60) FROM SELL DR TO KETTLE MORAIN RD IN THE CITY OF HARTFORD (3.10 MI)	HP	
	350	RECONSTRUCTION OF THE INTERSECTION OF STH 60 AND KETTLE MORAIN RD IN THE CITY OF HARTFORD	HP	
	351	RECONSTRUCTION OF INTERSECTION AT STH 60 AND CTH G IN WASHINGTON COUNTY	HP	
	355	RESURFACING OF STH 144 FROM THE CITY OF WEST BEND NORTH CITY LIMIT TO THE NORTH WASHINGTON COUNTY LINE (8.44 MI)	HP	
	358	REHABILITATION OF FOND DU LAC AVE (STH 145) FROM STH 167 TO CTH P IN WASHINGTON COUNTY (6.46 MI)	HP	

Source: SEWRPC.

Table B -3

**IMPLEMENTATION STATUS OF PROJECTS IN THE 2009 - 2012
TRANSPORTATION IMPROVEMENT PROGRAM FOR THE MILWAUKEE TRANSPORTATION
MANAGEMENT AREA -- WASHINGTON COUNTY 2011-2014**

STATUS	NO	PROJECT DESCRIPTION	TYPE	PROJECT SPONSOR
UNDERWAY	360	RESURFACING OF STH 164 FROM CTH Q TO STH 60 IN WASHINGTON COUNTY (9.1 MI)	HP	STATE OF WISCONSIN
	361	RESURFACING OF STH 167 FROM STH 145 IN WASHINGTON COUNTY TO STH 181 IN OZAUKEE COUNTY (4.70 MI)	HP	
	363	REHABILITATION OF STH 175 FROM MAPLE AVE IN THE VILLAGE OF SLINGER TO THE WEST WASHINGTON COUNTY LINE IN WASHINGTON COUNTY (10.40 MI)	HP	
	368	BRIDGE REPLACEMENT ON CTH D OVER THE ROCK RIVER IN THE TOWN OF WAYNE	HP	WASHINGTON COUNTY
	767	RESURFACING OF STH 175 FROM MAPLE RD TO STH 60 IN WASHINGTON COUNTY (11.6 MI)	HP	STATE OF WISCONSIN
	873	RESURFACING OF STH 33 (WASHINGTON ST) FROM TRENTON RD TO 4000' EAST OF OAK RD IN THE CITY OF WEST BEND (1.25 MI)	HP	
	949	RECONSTRUCTION OF STH 33 FROM OAK RD TO EAST COUNTY LINE IN WASHINGTON COUNTY (4.0 MI)	HP	
	950	RESURFACING OF STH 145 (PILGRIM RD) FROM MEQUON RD TO FOND DU LAC AVE IN THE VILLAGE OF GERMANTOWN (0.4 MI)	HP	
	980	RESURFACING AT VARIOUS LOCATIONS IN WASHINGTON, WAUKESHA, AND MILWAUKEE COUNTIES	HP	
	981	RECONSTRUCTION OF THE INTERSECTION OF ORCHARD RD (STH 145) AND DONGES BAY ROAD IN THE VILLAGE OF GERMANTOWN	HP	
	982	RECONSTRUCTION OF THE INTERSECTION OF MEQUON RD (STH 167) AND COUNTRY AIRE DR IN THE VILLAGE OF GERMANTOWN	HP	
	1026	STRUCTURAL REHABILITATION AND CONCRETE SURFACE REPAIRS ON TWO USH 41/45 STRUCTURES (B-66-0003 AND B-66-0016) IN WASHINGTON COUNTY	HP	
	1034	RECONSTRUCTION OF THE INTERSECTION OF MAIN ST (STH 60) AND CTH P IN THE VILLAGE OF JACKSON	HP	
	1035	RECONSTRUCTION OF STH 83 FROM MONROE AVE TO MAIN ST IN THE CITY OF HARTFORD	HP	
	1065	CORRIDOR STUDY OF STH 60 FROM USH 45 TO STH 181 IN WASHINGTON & OZAUKEE COUNTY (9.07 MI)	HP	
	366	RECONSTRUCTION WITH ADDITIONAL TRAFFIC LANES OF STH 60 FROM USH 41 TO USH 45 IN WASHINGTON COUNTY (3.30 MI)	HI	
	372	OPERATING ASSISTANCE WASHINGTON COUNTY SHARED RIDE TAXI SERVICE (SEC 85.20 AND FTA 5307)	TP	WASHINGTON COUNTY
	373	OPERATING ASSISTANCE WASHINGTON COUNTY COMMUTER EXPRESS BUS SERVICE (SEC 85.20 & 5307)	TP	
	374	WASHINGTON COUNTY SHARED-RIDE TAXI PROGRAM CAPITAL COSTS: 1 SEDAN, 2 MINIBUS, AND 1 MEDIUM BUS IN 2011; 1 SEDAN, 2 MINIBUS, AND 1 MEDIUM BUS IN 2012; 2 MINIBUS AND 1 MEDIUM BUS IN 2013; 1 MINIBUS, 3 VANS IN 2014.	TP	
	375	WASHINGTON COUNTY SHARED-RIDE TAXI DISPATCH SOFTWARE LICENSES AND OPERATING TECHNICAL MAINTENANCE SUPPORT	TP	

Table B - 3

**IMPLEMENTATION STATUS OF PROJECTS IN THE 2009 - 2012
TRANSPORTATION IMPROVEMENT PROGRAM FOR THE MILWAUKEE TRANSPORTATION
MANAGEMENT AREA -- WASHINGTON COUNTY 2011-2014**

STATUS	NO	PROJECT DESCRIPTION	TYPE	PROJECT SPONSOR
UNDERWAY	376	PROVISION OF COUNTYWIDE SPECIALIZED DEMAND RESPONSIVE TRANSPORTATION SERVICES FOR THE ELDERLY AND DISABLED IN WASHINGTON COUNTY (SEC 85.21)	TP	WASHINGTON COUNTY
	377	ELDERLY/DISABLED TRANSPORTATION SEC 5310 CAPITAL ASSISTANCE PROGRAM WASHINGTON CO AND/OR VARIOUS WASHINGTON COUNTY PRIVATE, NON PROFIT ORGANIZATIONS	TP	
	378	ENHANCEMENT PROJECTS FOR WASHINGTON COUNTY PUBLIC TRANSPORTATION WHICH INCLUDES LANDSCAPING, LIGHTING, SIGNAGE, AND 2 BUS SHELTERS, WITH OTHER AMENITIES	TP	
	381	OPERATING ASSISTANCE FOR CITY OF HARTFORD TRANSIT (SEC 85.20 & 5311)	TP	HARTFORD (City)
	382	CAPITAL COSTS FOR THE CITY OF HARTFORD TRANSIT SYSTEM	TP	
	385	DESIGN AND CONSTRUCTION OF A NEW PARK-RIDE LOT NORTH OF STH 60 AND WEST OF CTH P ALONG APPLE CREEK AND REMOVAL OF EXISTING PARK-RIDE LOT IN SE QUADRANT OF STH 60 AND CTH P	TP	JACKSON (Village)
	387	OPERATING ASSISTANCE FOR THE CITY OF WEST BEND SHARED-RIDE TAXI SYSTEM	TP	WEST BEND (City)
	390	MOBILITY MANAGER POSITION TO PLAN AND COORDINATE TRANSPORTATION SERVICES	TP	WOW WORKFORCE DEVELOPMENT, INC.
	991	WASHINGTON COUNTY SHARED RIDE TAXI PROGRAM DISPATCH SOFTWARE GIS DATA	TP	WASHINGTON COUNTY
	1030	LOCAL MARKETING FOR THE WASHINGTON COUNTY TRANSIT SYSTEM	TP	
	383	REPLACEMENT OF N JOHNSON ST BRIDGE OVER RUBICON RIVER IN THE CITY OF HARTFORD (P-66-704)	OH	HARTFORD (City)
	391	OPERATING FUNDS FOR KEYS TO WORK PROGRAM TO PROVIDE LOANS AND REPAIR ASSISTANCE FOR AUTOMOBILES TO LOW-INCOME FAMILIES TO ENSURE TRANSPORTATION TO WORK	OH	WOW WORKFORCE DEVELOPMENT, INC.
	379	CONSTRUCTION OF WASHINGTON COUNTY PARK AND RIDE LOT AT THE USH 41, USH 45, AND STH 145 INTERCHANGE IN THE TOWN OF RICHFIELD	EE	WASHINGTON COUNTY
	384	RENOVATION OF THE HARTFORD HERITAGE AUTO MUSEUM (PHASE II) TO IMPROVE THE FACILITY AND AUTO DISPLAYS AND EXPAND THE RAILROAD DISPLAYS IN THE CITY OF HARTFORD	EE	HARTFORD (City)
DEFERRED	768	RECONSTRUCTION OF CTH H FROM THE MILWAUKEE RIVER TO CTH XX AND CTH XX FROM CTH H TO THE MILWAUKEE RIVER IN WASHINGTON COUNTY	HP	WASHINGTON COUNTY
	769	RECONSTRUCTION OF CTH NN FROM CTH P TO THE COUNTY LINE IN WASHINGTON COUNTY	HP	
	770	RECONSTRUCTION OF CTH P FROM CTH PV TO CTH NN IN WASHINGTON COUNTY	HP	
	779	PURCHASE OF 8 ROUTE MATCH VEHICLE LICENSES IN WASHINGTON COUNTY	TP	
	836	WASHINGTON COUNTY SHARED-RIDE TAXI PROGRAM DISPATCH SOFTWARE LICENSES, MAINTENANCE, AND REPORTS	TP	
PROJECT DROPPED	359	RECONSTRUCTION OF STH 164 FROM CHEROKEE TRAIL TO GREYSTONE DR IN WASHINGTON COUNTY	HP	STATE OF WISCONSIN

Source: SEWRPC.

Table B -3

**IMPLEMENTATION STATUS OF PROJECTS IN THE 2009 - 2012
TRANSPORTATION IMPROVEMENT PROGRAM FOR THE MILWAUKEE TRANSPORTATION
MANAGEMENT AREA -- WASHINGTON COUNTY 2011-2014**

STATUS	NO	PROJECT DESCRIPTION	TYPE	PROJECT SPONSOR
PROJECT DROPPED	362	RESURFACING OF STH 167 FROM STH 83 TO USH 41 IN WASHINGTON COUNTY (9.80 MILES)	HP	STATE OF WISCONSIN
	364	RESURFACING OF STH 175 FROM MAPLE RD TO STH 60 IN WASHINGTON COUNTY	HP	
	764	RESURFACING OF STH 167 FROM STH 83 TO STH 164 IN WASHINGTON COUNTY	HP	
	765	RESURFACING OF STH 167 FROM STH 145 IN WASHINGTON COUNTY TO STH 181 IN OZAUKEE COUNTY	HP	
	771	RECONSTRUCTION OF CTH P FROM CTH C TO STH 145 IN WASHINGTON COUNTY	HP	WASHINGTON COUNTY
	874	RESURFACING OF STH 175 FROM LANNON RD IN THE VILLAGE OF GERMANTOWN TO STH 60 IN THE VILLAGE OF SLINGER WITHIN WASHINGTON COUNTY (10.60 MILES)	HP	STATE OF WISCONSIN
	875	RESURFACING OF STH 175 FROM CTH K TO THE NORTH WASHINGTON COUNTY LINE IN WASHINGTON COUNTY (10.40 MILES)	HP	
	365	RECONSTRUCTION WITH ADDITIONAL TRAFFIC LANES OF STH 33 ON NEW ALIGNMENT FROM TRENTON RD TO OAK RD IN THE TOWN OF TRENTON (1.30 MILES)	HI	
	777	PURCHASE OF 30 MOBILE DATA COMPUTERS IN WASHINGTON COUNTY	TP	WASHINGTON COUNTY
	778	PURCHASE OF SECURITY CAMERAS FOR 30 SHARED-RIDE TAXIS IN WASHINGTON COUNTY	TP	

Table B -4

**IMPLEMENTATION STATUS OF PROJECTS IN THE 2009 - 2012
TRANSPORTATION IMPROVEMENT PROGRAM FOR THE MILWAUKEE TRANSPORTATION
MANAGEMENT AREA -- WAUKESHA COUNTY 2011-2014**

STATUS	NO	PROJECT DESCRIPTION	TYPE	PROJECT SPONSOR
COMPLETED	394	REHABILITATION OF IH-94 BRIDGES AND THE CTH F INTERCHANGE IN WAUKESHA COUNTY (B-67-0014 AND B-67-0140)	HP	STATE OF WISCONSIN
	399	RESURFACING OF USH 18 (SUMMIT AVE) FROM 200 FT WEST OF GREEN MEADOW DR TO NORTH ST IN THE CITY OF WAUKESHA (1.70 MILES)	HP	
	403	RESURFACING OF THE PARK & RIDE LOTS AT USH 41/45 AND PILGRIM AND TIMMERMAN FIELD IN WAUKESHA AND MILWAUKEE COUNTIES	HP	
	404	RECONSTRUCTION OF STH 16 FROM THE WEST WAUKESHA COUNTY LINE TO CONCORD RD IN THE CITY OF OCONOMOWOC (3.30 MILES)	HP	
	405	RESURFACING OF STH 16 FROM MERTON AVE (CTH KC) TO IH 94 IN WAUKESHA COUNTY (4.8 MILES)	HP	
	410	RESURFACING OF STH 67 FROM MURPHY DRIVE IN THE VILLAGE OF EAGLE TO USH 18 IN THE VILLAGE OF DOUSMAN WITHIN WAUKESHA COUNTY (10.20 MILES)	HP	
	412	REHABILITATION OF STH 67 FROM THE OCONOMOWOC BYPASS TO THE NORTH WAUKESHA COUNTY LINE IN WAUKESHA COUNTY (3.30 MILES)	HP	
	414	RESURFACING OF STH 83 (HARTLAND RD) FROM STH 16 TO VILLAGE OF CHENEQUA LIMITS IN WAUKESHA COUNTY	HP	
	417	RESURFACING OF SCUPPERNONG DR (STH 83) FROM GLACIER PASS (N OF USH 18) TO GOLF RD IN THE CITY AND TOWN OF DELAFIELD (2.22 MILES)	HP	
	420	RESURFACING OF STH 83 FROM BRIDGE OVER MUKWONAGO RIVER TO LINCOLN ST IN THE VILLAGE OF MUKWONAGO (1.10 MILES)	HP	
	422	RECONSTRUCTION OF THE INTERSECTION OF STH 164 AND CTH Q IN WAUKESHA AND WASHINGTON COUNTIES (0.20 MILES)	HP	
	445	REPLACEMENT OF THE SPRINGDALE RD (CTH SR) BRIDGE OVER THE FOX RIVER (P-67-732) IN THE CITIES OF BROOKFIELD AND PEWAUKEE	HP	WAUKESHA COUNTY
	446	RECONSTRUCTION WITH TRAFFIC SIGNALS AT THE INTERSECTION OF SPRINGDALE RD (CTH SR) AND NORTH AVE (CTH M) IN THE CITY OF BROOKFIELD AND THE CITY OF PEWAUKEE	HP	
	447	RECONSTRUCTION WITH ROUNDABOUT OF THE INTERSECTION OF RACINE AVE (CTH Y) AND KELSEY DR IN THE CITY OF MUSKEGO.	HP	
	448	RECONSTRUCTION - SIGNALIZATION OR ROUNDABOUT - OF THE INTERSECTION OF BARKER RD (CTH Y) AND NORTH AVE (CTH M) IN THE CITY OF BROOKFIELD	HP	
	480	RECONDITION OF W ST PAUL AVE FROM HARRIS HIGHLAND DR TO E NORTH ST IN THE CITY OF WAUKESHA (0.91 MILES)	HP	WAUKESHA (City)
	780	RESURFACING OF STH 16 FROM STH 67 TO IH 94 IN WAUKESHA COUNTY	HP	STATE OF WISCONSIN
	782	RESURFACING OF STH 67 FROM MURPHY DRIVE IN THE VILLAGE OF EAGLE TO USH 18 IN WAUKESHA COUNTY	HP	
	783	RESURFACING OF STH 83 FROM THE BRIDGE OVER THE MUKWONAGO RIVER TO LINCOLN STREET IN THE VILLAGE OF MUKWONAGO	HP	
	800	PAVEMENT RECONDITIONING OF WISCONSIN AVE FROM N WEST AVE TO W BROADWAY IN THE CITY OF WAUKESHA (0.5 MILES)	HP	WAUKESHA (City)

Source: SEWRPC.

Table B -4

**IMPLEMENTATION STATUS OF PROJECTS IN THE 2009 - 2012
TRANSPORTATION IMPROVEMENT PROGRAM FOR THE MILWAUKEE TRANSPORTATION
MANAGEMENT AREA -- WAUKESHA COUNTY 2011-2014**

STATUS	NO	PROJECT DESCRIPTION	TYPE	PROJECT SPONSOR
COMPLETED	885	RESURFACING OF CTH ES FROM CALHOUN RD TO MOORLAND RD (CTH O) IN WAUKESHA COUNTY	HP	WAUKESHA COUNTY
	886	RESURFACING OF GRANDVIEW BLVD (CTH T) FROM COLLEGE AVE (CTH SS) TO CTH JJ IN WAUKESHA COUNTY	HP	
	887	RESURFACING OF TOWN LINE RD (CTH V) FROM STH 74 TO COUNTY LINE RD (CTH Q) IN WAUKESHA COUNTY	HP	
	454	RECONSTRUCTION WITH ADDITIONAL LANES OF CTH X FROM STH 59 AND HARRIS HIGHLAND DR IN THE TOWN OF WAUKESHA (1.80 MILES)	HI	
	455	RECONSTRUCTION WITH ADDITIONAL LANES OF RACINE AVE (CTH Y) FROM IH-43 TO CTH I (LAWNSDALE RD) IN THE CITY OF NEW BERLIN (1.30 MILES)	HI	
	463	RECONSTRUCTION WITH ADDITIONAL TRAFFIC LANES OF CALHOUN RD FROM GREENFIELD AVE TO BLUE MOUND RD IN THE CITY OF BROOKFIELD (1.30 MILES)	HI	BROOKFIELD (City)
	467	RECONSTRUCTION WITH ADDITIONAL LANES OF PILGRIM RD FROM MEGAL DR TO CTH Q IN THE VILLAGE OF MENOMONEE FALLS (0.53 MILES)	HI	MENOMONEE FALLS (Village)
	471	RECONSTRUCTION WITH ADDITIONAL LANES OF S CALHOUN RD FROM W GREENFIELD AVE (STH 59) TO CLEVELAND AVE (CTH D) IN THE CITY OF NEW BERLIN (1.6 MILES)	HI	NEW BERLIN (City)
	484	OPERATING ASSISTANCE FOR WAUKESHA METRO TRANSIT ROUTE 2 TO EAST SIDE INDUSTRIES AND BUSINESSES IN THE CITY OF WAUKESHA	TP	WAUKESHA (City)
	488	INSTALLATION OF SECURITY SYSTEM AT WAUKESHA METRO TRANSIT OPERATIONS AND MAINTENANCE FACILITY	TP	
	490	REPLACEMENT SERVICE VEHICLES FOR WAUKESHA METRO TRANSIT: 1 VAN IN 2009	TP	
	494	SHOP EQUIPMENT FOR THE WAUKESHA METRO TRANSIT SYSTEM	TP	
	495	SURVIELLANCE CAMERA SYSTEM FOR 5 BUSES FOR WAUKESHA METRO TRANSIT	TP	
	497	REPLACEMENT OF AVL RADIO NETWORK CONTROLLER	TP	
	504	MOBILITY MANAGER POSITION TO PLAN AND COORDINATE TRANSPORTATION SERVICES FOR DISABLED PERSONS IN WAUKESHA COUNTY	TP	COMMUNITY CARE, INC.
	784	PURCHASE OF 8 VANS FOR THE VANPOOL PROGRAM IN WAUKESHA COUNTY	TP	WAUKESHA COUNTY
	814	PURCHASE OF ADP HARDWARE: REPLACE PROJECTOR	TP	WAUKESHA (City)
	815	AUTOMATED DATA PROCESSING HARDWARE FOR THE WAUKESHA METRO TRANSIT SYSTEM	TP	
	816	REPLACEMENT SERVICE VEHICLES FOR WAUKESHA METRO TRANSIT: 1 SEDAN	TP	
	817	RESURFACING OF PAVEMENT AT THE WAUKESHA METRO TRANSIT OPERATIONS AND MAINTENANCE FACILITY	TP	

Source: SEWRPC.

Table B -4

**IMPLEMENTATION STATUS OF PROJECTS IN THE 2009 - 2012
TRANSPORTATION IMPROVEMENT PROGRAM FOR THE MILWAUKEE TRANSPORTATION
MANAGEMENT AREA -- WAUKESHA COUNTY 2011-2014**

STATUS	NO	PROJECT DESCRIPTION	TYPE	PROJECT SPONSOR
COMPLETED	818	REPLACE ROOF AT WAUKESHA METRO TRANSIT OPERATIONS AND MAINTENANCE FACILITY	TP	WAUKESHA (City)
	819	REPLACE FAREBOX SYSTEM AT WAUKESHA METRO TRANSIT AND ADD FAREBOX TICKET DISPENSERS AT DOWNTOWN TRANSIT CENTER	TP	
	821	SURVIELLANCE CAMERA SYSTEM FOR 15 BUSES FOR WAUKESHA METRO TRANSIT	TP	
	823	ENHANCEMENT PROJECTS FOR WAUKESHA METRO TRANSIT	TP	
	888	PURCHASE OF REPLACEMENT PARATRANSIT BUSES FOR WAUKESHA METRO TRANSIT (3 IN 2011)	TP	
	994	MOBILITY MANAGER POSITION TO PLAN AND COORDINATE TRANSPORTATION SERVICES FOR LOW-INCOME AND DISABLED PERSONS IN WAUKESHA COUNTY	TP	INTERFAITH SENIOR PROGRAMS
	785	REHABILITATION OF THE VALENTINE RD BRIDGE OVER THE OCONOMOWOC RIVER IN THE VILLAGE OF OCONOMOWOC LAKE (P-67-0702)	OH	OCONOMOWOC LAKE (Village)
	828	RECONSTRUCTION OF N GRAND AVE FROM E LAFFIN AVE TO 50 FT SOUTH OF HARRISON AVE IN THE CITY OF WAUKESHA (0.35 MILES)	OH	WAUKESHA (City)
	831	RESURFACING OF PEBBLE VALLEY RD FROM NORTHVIEW RD TO WOODBURN RD IN THE CITY OF WAUKESHA (0.60 MILES)	OH	
	834	RESURFACING OF UNIVERSITY DR FROM PEBBLE VALLEY RD TO SILVERNAIL RD IN THE CITY OF WAUKESHA (0.50 MILES)	OH	
	434	RECONSTRUCTION OF THE INTERSECTION OF STH 67 AND VALLEY RD (CTH B) IN THE CITY OF OCONOMOWOC	HS	STATE OF WISCONSIN
	435	TRAFFIC SAFETY IMPROVEMENTS AT THE INTERSECTION OF STH 67 AND CTH B (VALLEY RD) IN WAUKESHA COUNTY	HS	
	462	WIDEN AND PAVE THE LAKE COUNTRY TRAIL LOCATED IN WAUKESHA, PEWAUKEE, DELAFIELD, AND SUMMIT PROVIDING AN IMPROVED SURFACE, INCREASING ACCESSIBILITY, AND YEAR-ROUND AVAILABILITY (8.00 MILES)	EE	WAUKESHA COUNTY
	502	TRAFFIC SIGNAL SYSTEMS ANALYSIS TO OPTIMIZE SIX SIGNAL SYSTEMS (46 INTERSECTIONS) IN THE CITY OF WAUKESHA	EE	WAUKESHA (City)
UNDERWAY	49	RESURFACING OF STH 100 (MAIN ST) FROM USH 41/45 TO 124TH ST IN MENOMONEE FALLS (1.25 MI)	HP	STATE OF WISCONSIN
	392	REHABILITATION OF IH-94 BRIDGES AT DOUSMAN RD AND GOLDEN LAKE RD (CTH BB) IN WAUKESHA COUNTY (B-67-0081; B-67-0082; B-67-0079; AND B-67-0079)	HP	
	393	CONSTRUCTION OF A PARK AND RIDE LOT OF IH-94 AT CTH P IN WAUKESHA COUNTY	HP	
	396	RESURFACING OF IH-94 FROM STH 16 TO THE MILWAUKEE COUNTY LINE IN WAUKESHA COUNTY (10.10 MI)	HP	
	397	RESURFACING OF IH 94 FROM ONE-HALF MILE WEST OF CTH P TO ONE HALF MILE EAST OF CTH P IN WAUKESHA COUNTY (2.43 MI)	HP	
	398	RESURFACING OF USH 18 (EB ST PAUL AVE & WB NORTH ST) FROM MORELAND BLVD TO MADISON ST IN THE CITY OF WAUKESHA (2.00 MI)	HP	

Source: SEWRPC.

Table B -4

**IMPLEMENTATION STATUS OF PROJECTS IN THE 2009 - 2012
TRANSPORTATION IMPROVEMENT PROGRAM FOR THE MILWAUKEE TRANSPORTATION
MANAGEMENT AREA -- WAUKESHA COUNTY 2011-2014**

STATUS	NO	PROJECT DESCRIPTION	TYPE	PROJECT SPONSOR
UNDERWAY	400	RESURFACING OF USH 18 (MORELAND BLVD) FROM MANHATTAN DR TO IH-94 IN THE CITY OF WAUKESHA AND TOWN OF BROOKFIELD (1.8 MI)	HP	STATE OF WISCONSIN
	401	RESURFACING OF USH 18 (MORELAND BLVD/BLUE MOUND RD) FROM IH-94 TO MOORLAND RD IN THE TOWN AND CITY OF BROOKFIELD (3.42 MI)	HP	
	402	RESURFACING OF USH 18 (BLUE MOUND RD) FROM MOORLAND RD TO 124TH ST IN THE CITY OF BROOKFIELD (2.0 MI)	HP	
	407	REHABILITATION OF STH 16 BRIDGES FROM IH-94 TO STH 67	HP	
	409	INTERSECTION MODIFICATION AT STH 59 (ARCADIAN AVE) AND STH 164 (LES PAUL PARKWAY) IN THE CITY OF WAUKESHA	HP	
	411	REHABILITATION OF THE NORTHBOUND AND SOUTHBOUND STH 67 BRIDGE OVER IH-94 IN WAUKESHA COUNTY (B-67-0188)	HP	
	413	RESURFACING OF STH 67 FROM 1000 FT NORTH OF STH 59 TO 200 FT SOUTH OF USH 18 IN WAUKESHA COUNTY (9.40 MI)	HP	
	415	RESURFACING AND INTERSECTION MODIFICATIONS OF STH 83 (HARTLAND RD) FROM THE VILLAGE OF CHENEQUA SOUTH LIMITS TO TOWN OF MERTON (3.34 MI)	HP	
	416	RECONSTRUCTION OF THE STH 83 AND STH 16 INTERCHANGE TO ACCOMMODATE THE WIDENING OF STH 83 IN WAUKESHA COUNTY	HP	
	418	CORRIDOR WETLAND MITIGATION OF STH 83 FROM CTH NN TO STH 16 IN WAUKESHA COUNTY	HP	
	419	RECONSTRUCTION OF ROCHESTER ST (STH 83) AT INTERSECTIONS OF CTH LO AND CTH ES IN THE VILLAGE OF MUKWONAGO	HP	
	421	RESURFACING OF STH 145 (ORCHARD ROAD) FROM MAIN ST TO STH 167 IN THE VILLAGE OF GERMANTOWN (2.50 MI)	HP	
	423	RECONSTRUCTION OF STH 164 FROM HENNEBERRY AVE IN THE VILLAGE OF BIG BEND TO IH-43 IN WAUKESHA COUNTY (2.80 MI)	HP	
	425	CORRIDOR STUDY OF STH 190 FROM STH 16 TO BROOKFIELD RD IN WAUKESHA COUNTY (5.77 MI)	HP	
	426	RESURFACING OF STH 190 FROM STH 16 TO STH 74 IN THE VILLAGE AND CITY OF PEWAUKEE (2.23 MI)	HP	
	427	RESURFACING OF STH 190 FROM STH 74 TO STH 100 IN WAUKESHA COUNTY (8.0 MI)	HP	
	438	RESURFACING OF VARIOUS COUNTY TRUNK HIGHWAYS IN WAUKESHA COUNTY (69.00 MI)	HP	WAUKESHA COUNTY
	440	RECONSTRUCTION OF CTH E BRIDGE OVER THE OCONOMOWOC RIVER IN THE TOWN OF MERTON	HP	
	441	REHABILITATION OF CTH F FROM I-94 AND STH 190 IN THE CITY OF PEWAUKEE (2.80 MI).	HP	
	443	RECONSTRUCTION OF MOORLAND RD (CTH O) FROM STH 59 AND HACKBERRY LANE IN THE CITY OF BROOKFIELD (0.34 MI)	HP	

Source: SEWRPC.

Table B -4

**IMPLEMENTATION STATUS OF PROJECTS IN THE 2009 - 2012
TRANSPORTATION IMPROVEMENT PROGRAM FOR THE MILWAUKEE TRANSPORTATION
MANAGEMENT AREA -- WAUKESHA COUNTY 2011-2014**

STATUS	NO	PROJECT DESCRIPTION	TYPE	PROJECT SPONSOR
UNDERWAY	444	REPLACEMENT OF THE CTH P (SAWYER RD) BRIDGE OVER THE BARK RIVER IN THE TOWN OF SUMMIT (B-67-0959)	HP	WAUKESHA COUNTY
	464	RECONSTRUCTION OF WATERTOWN PLANK RD FROM CHURCH ST TO 124TH ST IN THE VILLAGE OF ELM GROVE (0.50 MI)	HP	ELM GROVE (Village)
	465	RECONSTRUCTION OF MILL RD FROM LILLY RD TO EAST WAUKESHA COUNTY LINE IN THE VILLAGE OF MENOMONEE FALLS (0.98 MI)	HP	MENOMONEE FALLS (Village)
	466	RECONSTRUCTION OF PILGRIM RD FROM 300 FT SOUTH OF MAIN ST TO USH 41/45 IN THE VILLAGE OF MENOMONEE FALLS (0.33 MI)	HP	
	468	RECONSTRUCTION OF COFFEE RD FROM W NATIONAL AVE TO S CALHOUN RD IN THE CITY OF NEW BERLIN (1.32 MI)	HP	NEW BERLIN (City)
	469	RECONSTRUCTION OF W LINCOLN AVE FROM S CALHOUN RD AND S MOORLAND RD (CTH O) (1.0 MI)	HP	
	470	RECONDITION OF S 124TH ST FROM GRANGE AVE AND COLD SPRING RD (1.86 MI)	HP	
	476	RECONSTRUCTION OF N EAST AVE FROM A POINT 175 FEET SOUTH OF WABASH AVE AND COLLEGE AVE (0.5 MI)	HP	WAUKESHA (City)
	477	RESURFACING OF N EAST AVE FROM SUNSET DR AND A POINT 175 FEET SOUTH OF WABASH AVE (0.49 MI)	HP	
	781	RESURFACING OF STH 59 FROM OAKRIDGE DR TO CTH X IN WAUKESHA COUNTY (6.68 MI)	HP	STATE OF WISCONSIN
	882	CORRIDOR STUDY OF IH 94 FROM HUDSON (MINNESOTA BORDER) TO STH 67 IN WAUKESHA COUNTY	HP	
	884	RESURFACING OF USH 18 (MORELAND BLVD) FROM NORTH ST TO MANHATTAN DR IN THE CITY OF WAUKESHA	HP	
	951	RESURFACING OF STH 59/164 (EAST WAUKESHA BYPASS) FROM SUNSET DR TO ARCADIAN AVE IN WAUKESHA COUNTY (1.99 MI)	HP	
	983	RECONSTRUCTION OF THE INTERSECTION OF NORTHWEST HIGHWAY (STH 83) AND WOLF RUN IN THE VILLAGE OF MUKWONAGO	HP	
	992	MAINTENANCE (ROUT AND SEAL) OF IH 94 FROM WEST WAUKESHA COUNTY LINE TO CTH T IN WAUKESHA COUNTY (14.74 MI)	HP	
	1009	DRAINAGE IMPROVEMENT AND NEW CULVERT ON STH 164 (BIG BEND DR) 1.2 MILE SOUTH OF THE VILLAGE OF BIG BEND	HP	
	428	RECONSTRUCTION WITH ADDITIONAL LANES OF SUMMIT AVE (STH 67) FROM CTH DR (DELAFIELD RD) TO SUMMIT AVE IN THE CITY OF OCONOMOWOC (2.49 MI)	HI	
	429	RECONSTRUCTION WITH ADDITIONAL LANES OF STH 83 FROM PERKINS RD TO GLACIER PASS (NORTH OF USH 18) IN THE VILLAGE OF WALES AND THE TOWN OF GENESEE (2.76 MI)	HI	
	430	RECONSTRUCTION WITH ADDITIONAL LANES OF STH 83 FROM CTH NN TO STH 59 IN WAUKESHA COUNTY (6.10 MI)	HI	
	450	RECONSTRUCTION WITH ADDITIONAL LANES OF JANESVILLE RD (CTH L) FROM RACINE AVE (CTH Y) TO MOORLAND RD (CTH O) IN THE CITY OF MUSKEGO (2.30 MI)	HI	WAUKESHA COUNTY

Source: SEWRPC.

Table B -4

**IMPLEMENTATION STATUS OF PROJECTS IN THE 2009 - 2012
TRANSPORTATION IMPROVEMENT PROGRAM FOR THE MILWAUKEE TRANSPORTATION
MANAGEMENT AREA -- WAUKESHA COUNTY 2011-2014**

STATUS	NO	PROJECT DESCRIPTION	TYPE	PROJECT SPONSOR
UNDERWAY	452	RECONSTRUCTION WITH ADDITIONAL LANES OF SILVER SPRING DR (CTH VV) FROM MARCY RD TO BETTE DR IN THE VILLAGE OF MENOMONEE FALLS (1.50 MI)	HI	WAUKESHA COUNTY
	908	RECONSTRUCTION WITH ADDITIONAL LANES OF CALHOUN RD FROM NORTH AVE (CTH M) TO CAPITOL DR (STH 190) IN THE CITY OF BROOKFIELD (2.0 MI)	HI	BROOKFIELD (City)
	930	CONSTRUCTION OF WEST WAUKESHA BYPASS WITH ADDITIONAL LANES FROM USH 18 TO NORTHVIEW RD IN THE TOWN AND CITY OF WAUKESHA (5.30 MI)	HI	WAUKESHA COUNTY
	993	CONSTRUCTION OF THE WAUKESHA BYPASS WITH ADDITIONAL LANES FROM STH 59 TO USH 18 IN THE CITY AND TOWN OF WAUKESHA (3.80 MI)	HI	STATE OF WISCONSIN
	431	RECONSTRUCTION OF THE IH-94 INTERCHANGE AT CTH P TO INCLUDE EASTBOUND OFF-RAMP AND WB ON-RAMP IN WAUKESHA COUNTY	HE	
	456	OPERATING ASSISTANCE FOR WAUKESHA COUNTY TRANSIT SERVICE: 2009-2012	TP	WAUKESHA COUNTY
	457	CAPITAL COSTS OF THIRD PARTY CONTRACTING FOR WAUKESHA COUNTY TRANSIT SERVICE	TP	
	458	PROVIDE USER-SIDE SUBSIDY ADVANCE RESERVATION AND ELDERLY/DEMAND RESPONSIVE TRANSPORTATION SERVICES FOR ELDERLY & DISABLED PERSONS IN WAUKESHA COUNTY (SEC 85.21)	TP	
	459	ENHANCEMENT PROJECTS FOR WAUKESHA COUNTY TRANSIT WHICH MAY INCLUDE ENHANCED ACCESS FOR PERSONS WITH DISABILITIES OR BICYCLISTS AND PEDESTRIANS, LANDSCAPING, PUBLIC ART, OR HISTORIC PRESERVATION	TP	
	483	OPERATING ASSISTANCE FOR THE WAUKESHA METRO TRANSIT SYSTEM	TP	WAUKESHA (City)
	485	CAPITAL MAINTENANCE FOR WAUKESHA METRO TRANSIT	TP	
	486	AUTOMATED DATA PROCESSING SOFTWARE UPGRADES FOR WAUKESHA METRO TRANSIT	TP	
	489	REPLACE AND UPGRADE DOWNTOWN TRANSIT CENTER CAMERA SYSTEM.	TP	
	493	TIRE LEASE FOR THE WAUKESHA METRO TRANSIT SYSTEM	TP	
	496	ENHANCEMENT PROJECTS FOR WAUKESHA METRO TRANSIT WHICH MAY INCLUDE ENHANCED ACCESS FOR PERSONS WITH DISABILITIES OR BICYCLISTS AND PEDESTRIANS, LANDSCAPING, PUBLIC ART, OR HISTORIC PRESERVATION	TP	
	498	CONSTRUCTION OF A WALKWAY FROM THE WAUKESHA METRO TRANSIT CENTER TO THE RIVERWALK IN THE CITY OF WAUKESHA	TP	
	801	REPLACE OFFICE CARPET, CEILING TILES, AND WALLCOVERINGS FOR BUILDINGS AT WAUKESHA METRO SYSTEM	TP	
	802	REPLACEMENT OF SHOP HOSE REELS FOR CITY OF WAUKESHA METRO SYSTEM	TP	
	804	REPLACE WASH LANE DOOR FOR WAUKESHA METRO TRANSIT	TP	
	809	PURCHASE OF ADP HARDWARE: REPLACE ID CARD PRINTER FOR ADA CERTIFICATIONS	TP	

Source: SEWRPC.

Table B -4

**IMPLEMENTATION STATUS OF PROJECTS IN THE 2009 - 2012
TRANSPORTATION IMPROVEMENT PROGRAM FOR THE MILWAUKEE TRANSPORTATION
MANAGEMENT AREA -- WAUKESHA COUNTY 2011-2014**

STATUS	NO	PROJECT DESCRIPTION	TYPE	PROJECT SPONSOR
UNDERWAY	810	PURCHASE OF ADP HARDWARE: REPLACE COMPUTERS AND PRINTERS	TP	WAUKESHA (City)
	822	HVAC UPGRADES FOR BUILDINGS AT WAUKESHA METRO TRANSIT	TP	
	824	REPLACE EXTERIOR METAL DOORS AT BADGER DRIVE FACILITY	TP	
	460	INITIATE TRANSIT SERVICE FROM THE CITY OF WEST ALLIS AND THE WESTRIDGE BUSINESS PARK IN NEW BERLIN: ROUTE 351	TE	WAUKESHA COUNTY
	472	REPLACEMENT OF THE MILL ST BRIDGE OVER THE ASHIPUN RIVER IN THE TOWN OF OCONOMOWOC (P-67-0021)	OH	OCONOMOWOC (Town)
	433	GEOMETRIC IMPROVEMENTS AND INSTALLATION OF SIGNALS AT THE USH 41/45 NB RAMP AT PILGRIM RD IN WAUKESHA COUNTY	HS	STATE OF WISCONSIN
	500	REPLACEMENT OF INCANDESCENT TRAFFIC SIGNALS WITH L.E.D. SIGNAL HEADS AT VARIOUS LOCATIONS IN THE CITY OF WAUKESHA	HS	WAUKESHA (City)
	436	PAINTING AND FENCE REPLACEMENT ON THE MENOMONEE FALLS PEDESTRIAN BRIDGE OVER USH 41/45 IN WAUKESHA COUNTY	EE	STATE OF WISCONSIN
	437	CONSTRUCTION OF AN UNDERPASS FOR THE GLACIAL DRUMLIN STATE TRAIL AT CTH TT IN THE TOWN OF WAUKESHA	EE	WISCONSIN DNR
	474	CONSTRUCTION OF A BICYCLE/PEDESTRIAN PATH ON CTH J FROM CTH M TO GREEN RD IN THE CITY OF PEWAUKEE (1.20 MI)	EE	PEWAUKEE (City)
	475	CONSTRUCTION OF A BICYCLE/PEDESTRIAN PATH ON CTH J FROM CTH M TO GREEN RD IN THE CITY OF PEWAUKEE	EE	
	501	INSTALLATION OF TRAFFIC SIGNAL INTERCONNECTION SYSTEM IN THE CENTRAL BUSINESS DISTRICT IN THE CITY OF WAUKESHA	EE	WAUKESHA (City)
	503	RE-ROUTE THE NEW BERLIN BIKE TRAIL CROSSING ALONG STH 164 NORTH OF PEARL ST IN THE CITY OF WAUKESHA	EE	
DEFERRED	439	REPLACEMENT OF CTH CW BRIDGE OVER ASHIPUN RIVER IN THE TOWN OF OCONOMOWOC (P-67-0046)	HP	WAUKESHA COUNTY
	478	RECONSTRUCTION OF MACARTHUR RD FROM BURRIE LANE TO COMANCHE LANE IN THE CITY OF WAUKESHA (0.55 MI)	HP	WAUKESHA (City)
	479	RECONSTRUCTION OF NORTHVIEW RD FROM MEADOWBROOK RD TO PEBBLE VALLEY RD IN THE CITY OF WAUKESHA (1.35 MI)	HP	
	789	RESURFACING OF CLINTON ST FROM WISCONSIN AVE TO BROADWAY IN THE CITY OF WAUKESHA (0.20 MI)	HP	
	791	RESURFACING OF GRANDVIEW BLVD FROM MACARTHUR RD TO HOWARD ST IN THE CITY OF WAUKESHA (0.30 MI)	HP	
	792	RESURFACING OF GRANDVIEW BLVD FROM CAMBRIDGE DR TO MADISON ST IN THE CITY OF WAUKESHA (0.60 MI)	HP	
	793	RESURFACING OF MACARTHUR RD FROM 150 FEET WEST OF BURRIE LN TO ST PAUL AVE IN THE CITY OF WAUKESHA (0.60 MI)	HP	

Source: SEWRPC.

Table B -4

**IMPLEMENTATION STATUS OF PROJECTS IN THE 2009 - 2012
TRANSPORTATION IMPROVEMENT PROGRAM FOR THE MILWAUKEE TRANSPORTATION
MANAGEMENT AREA -- WAUKESHA COUNTY 2011-2014**

STATUS	NO	PROJECT DESCRIPTION	TYPE	PROJECT SPONSOR
DEFERRED	797	RECONSTRUCTION OF W ST PAUL AVE FROM WISCONSIN AVE/ W NORTH ST TO MADISON ST IN THE CITY OF WAUKESHA (0.25 MI)	HP	WAUKESHA (City)
	830	RESURFACING OF MICHIGAN AVE FROM MANCHESTER DR TO GREENMEADOW DR IN THE CITY OF WAUKESHA (0.20 MI)	HP	
	835	RESURFACING OF UNIVERSITY DRIVE FROM 150 FEET SOUTH OF GLENDON WAY TO NORTHVIEW RD IN THE CITY OF WAUKESHA (0.60 MI)	HP	
	453	RECONSTRUCTION WITH ADDITIONAL LANES OF SILVER SPRING DR (CTH VV) FROM CTH Y (LANNON RD) TO MARCY RD IN THE VILLAGE OF MENOMONEE FALLS (1.50 MI)	HI	WAUKESHA COUNTY
	481	RECONSTRUCTION WITH ADDITIONAL LANES OF MEADOWBROOK RD (WEST WAUKESHA BYPASS) FROM NORTHVIEW RD TO ROLLING RIDGE DR IN THE CITY OF WAUKESHA (0.53 MI)	HI	WAUKESHA (City)
	487	REPLACEMENT OF 35 FOOT BUSES FOR WAUKESHA METRO TRANSIT (3 IN 2011, 4 IN 2012, 3 IN 2013)	TP	
	492	BUS ENGINE AND TRANSMISSION REBUILDS FOR WAUKESHA METRO TRANSIT: 4 IN 2011, 3 IN 2012, 4 IN 2014.	TP	
	838	ENHANCEMENT PROJECTS FOR WAUKESHA COUNTY TRANSIT WHICH MAY INCLUDE ENHANCED ACCESS FOR PERSONS WITH DISABILITIES OR BICYCLISTS AND PEDESTRIANS, LANDSCAPING, PUBLIC ART, OR HISTORIC PRESERVATION	TP	WAUKESHA COUNTY
	461	WIDEN AND PAVE THE BUGLINE TRAIL LOCATED IN MENOMONEE FALLS, LANNON, SUSSEX, LISBON AND MERTON PROVIDING AN IMPROVED SURFACE, INCREASING ACCESSIBILITY, AND YEAR-ROUND AVAILABILITY (14.00 MI)	EE	
PROJECT DROPPED	406	RESURFACING OF STH 16 FROM MERTON AVE (CTH KC) TO IH-94 IN WAUKESHA COUNTY (4.80 MILES)	HP	STATE OF WISCONSIN
	408	REHABILITATION OF STH 59 FROM CTH ZZ TO CTH X IN WAUKESHA COUNTY (6.00 MILES)	HP	
	424	RECONSTRUCTION OF THE INTERSECTION OF STH 164 (CLARK AVE) AND CTH L IN THE VILLAGE OF BIG BEND	HP	
	442	REHABILITATION OF HAMPTON AVE (CTH K) FROM 132ND ST AND 124TH ST IN THE VILLAGE OF BUTLER (0.54 MILE)	HP	WAUKESHA COUNTY
	786	RECONSTRUCTION OF ARCADIAN AVE FROM BLACKSTONE AVE TO LES PAUL PKWY IN THE CITY OF WAUKESHA (0.40 MI)	HP	WAUKESHA (City)
	787	RECONSTRUCTION OF ARCADIAN AVE FROM 224 FEET WEST OF CAROLINE ST TO BLACKSTONE AVE IN THE CITY OF WAUKESHA (0.70 MI)	HP	
	788	RECONSTRUCTION OF ARCADIAN AVE FROM ANITOL ST TO 220 FT WEST OF HARTWELL AVE IN THE CITY OF WAUKESHA (1.05 MILES)	HP	
	790	RECONSTRUCTION OF FREDERICK ST FROM BROADWAY TO 160 FEET SOUTH OF LINCOLN AVE IN THE CITY OF WAUKESHA (0.30 MILES)	HP	
	794	RESURFACING OF MADISON ST FROM GRANDVIEW BLVD TO MERRILL HILL RD IN THE CITY OF WAUKESHA (0.50 MILES)	HP	
	795	RESURFACING OF MORELAND BLVD FROM MOTOR AVE TO MICHIGAN AVE IN THE CITY OF WAUKESHA (0.70 MILES)	HP	
	796	RESURFACING OF NORTHVIEW RD FROM 1,333 FEET EAST OF EMSILE DR TO GRANDVIEW BLVD IN THE CITY OF WAUKESHA (0.30 MILES)	HP	

Source: SEWRPC.

Table B -4

**IMPLEMENTATION STATUS OF PROJECTS IN THE 2009 - 2012
TRANSPORTATION IMPROVEMENT PROGRAM FOR THE MILWAUKEE TRANSPORTATION
MANAGEMENT AREA -- WAUKESHA COUNTY 2011-2014**

STATUS	NO	PROJECT DESCRIPTION	TYPE	PROJECT SPONSOR
PROJECT DROPPED	798	RECONSTRUCTION OF WEST AVE FROM NEWHALL AVE TO COLLEGE AVE IN THE CITY OF WAUKESHA (0.20 MILES)	HP	WAUKESHA (City)
	799	RECONSTRUCTION OF WEST AVE FROM COLLEGE AVE TO DUNBAR AVE IN THE CITY OF WAUKESHA (0.20 MILES)	HP	
	451	RECONSTRUCTION WITH ADDITIONAL LANES OF MEADOWBROOK RD (CTH TT) FROM USH 18 TO NORTHVIEW RD IN THE CITY OF WAUKESHA (1.10 MILES)	HI	WAUKESHA COUNTY
	482	RECONSTRUCTION WITH ADDITIONAL LANES OF E SUNSET DR FROM TENNY AVE TO STH 59/164 IN THE CITY OF WAUKESHA (0.66 MILES) - INCLUDES NEW CURB AND GUTTER	HI	WAUKESHA (City)
	491	AVL UPGRADES: NEXT STOP ANNOUNCE SYSTEM FOR WAUKESHA METRO TRANSIT	TP	
	803	SURVEILLANCE CAMERA EXPANSION AT THE DOWNTOWN TRANSIT CENTER FOR WAUKESHA METRO TRANSIT	TP	
	805	REPLACEMENT OF AVL MDT AND IVLUS	TP	
	806	PURCHASE OF ADP HARDWARE: REPLACE SERVER FOR PARATRANSIT, ACCOUNTING, AND MAINTENANCE SOFTWARE	TP	
	807	ENGINE/TRANSMISSION REBUILD FOR 4 TRANSIT VEHICLES	TP	
	808	PURCHASE OF ADP SOFTWARE: NEW RUNCUTTING/SCHEDULING SOFTWARE	TP	
	811	PURCHASE OF ADP SOFTWARE: NEW AVL-PARATRANSIT INTERFACE	TP	
	812	PURCHASE OF PASSENGER COUNTERS FOR AVL	TP	
	813	PURCHASE OF ADP HARDWARE: REPLACE COLOR PLOTTER	TP	
	820	SHOP EQUIPMENT FOR THE WAUKESHA METRO TRANSIT: RIDING LAWN MOWER AND PRESSURE WASHER	TP	
	432	TRACK, SIDINGS, SIGNAL AND GRADE CROSSING IMPROVEMENTS FROM MILWAUKEE INTERMODAL STATION TO DAYTON STREET IN THE CITY OF WATERTOWN TO BRING ROUTE UP TO HIGH SPEED PASSENGER TRAIN STANDARDS.	TE	STATE OF WISCONSIN
	473	RECONSTRUCTION OF DUPLAINVILLE RD FROM GREEN RD TO CP RR TRACKS IN THE CITY OF PEWAUKEE (0.80 MILES)	OH	PEWAUKEE (City)
	499	RECONSTRUCTION OF W NEWHALL AVE FROM S GRAND AVE TO S EAST AVE IN THE CITY OF WAUKESHA (0.25 MILES)	OH	WAUKESHA (City)
	825	RECONITION OF COMANCHE LN FROM MACARTHUR RD TO APACHE PASS IN THE CITY OF WAUKESHA (0.30 MILES)	OH	
	826	RECONSTRUCTION OF COOLIDGE AVE FROM SCOTT AVE TO S GRAND AVE IN THE CITY OF WAUKESHA (0.12 MILES)	OH	
	827	RESURFACING OF GUTHRIE RD FROM SUNSET DR TO 200 FEET NORTH OF BLACKHAWK TRL IN THE CITY OF WAUKESHA (0.30 MILES)	OH	

Source: SEWRPC.

Table B -4

**IMPLEMENTATION STATUS OF PROJECTS IN THE 2009 - 2012
TRANSPORTATION IMPROVEMENT PROGRAM FOR THE MILWAUKEE TRANSPORTATION
MANAGEMENT AREA -- WAUKESHA COUNTY 2011-2014**

STATUS	NO	PROJECT DESCRIPTION	TYPE	PROJECT SPONSOR
PROJECT DROPPED	829	RECONSTRUCTION OF LINCOLN AVE FROM OAKLAND AVE TO PERKINS AVE/FREDERICK ST IN THE CITY OF WAUKESHA (0.20 MILES)	OH	WAUKESHA (City)
	832	RECONSTRUCTION OF W ROBERTA AVE FROM SCOTT AVE TO S GRAND AVE IN THE CITY OF WAUKESHA (0.12 MILES)	OH	
	833	RECONSTRUCTION OF SCOTT AVE FROM COOLIDGE AVE TO E NEWHALL AVE IN THE CITY OF WAUKESHA (0.49 MI)	OH	

Table B -5

**IMPLEMENTATION STATUS OF PROJECTS IN THE 2009 - 2012
TRANSPORTATION IMPROVEMENT PROGRAM FOR THE KENOSHA, RACINE, WALWORTH
TRANSPORTATION MANAGEMENT AREA -- KENOSHA COUNTY 2011-2014**

STATUS	NO	PROJECT DESCRIPTION	TYPE	PROJECT SPONSOR
COMPLETED	506	RESURFACING OF USH 45 FROM STH 50 TO STH 11 IN KENOSHA COUNTY (7.60 MILES)	HP	STATE OF WISCONSIN
	509	RECONSTRUCTION OF THE INTERSECTION OF STH 50 (75TH ST) AND CTH B IN KENOSHA COUNTY	HP	
	535	RECONSTRUCTION OF 75TH ST FROM 39TH AVE TO 7TH AVE IN THE CITY OF KENOSHA (2.00 MILES)	HP	KENOSHA (City)
	550	RECONSTRUCTION OF CTH Q BETWEEN 120TH AVE (WEST FRONTAGE ROAD) AND THE WESTERLY VILLAGE LIMITS IN THE VILLAGE OF PLEASANT PRAIRIE (0.75 MILES)	HP	PLEASANT PRAIRIE (Village)
	678	RESURFACING OF STH 50 FROM 376TH AVE TO 256TH AVE	HP	STATE OF WISCONSIN
	688	RESURFACING OF 30TH AVE FROM 80TH ST TO 89TH ST IN THE CITY OF KENOSHA	HP	KENOSHA (City)
	843	RESURFACING OF STH 50 FROM 376TH AVE TO 256TH AVE IN KENSOSHA COUNTY (7.90 MILES)	HP	STATE OF WISCONSIN
	889	REPLACEMENT OF 38TH ST BRIDGE OVER THE KILBOURN DITCH IN THE CITY OF KENOSHA	HP	KENOSHA (City)
	890	RECONSTRUCTION OF COOPER RD FROM 93RD ST TO 85TH ST IN THE VILLAGE OF PLEASANT PRAIRIE	HP	PLEASANT PRAIRIE (Village)
	891	PAVEMENT RECONSTRUCTION ON MAIN ST (CTH Z) FROM BURDEN AVE TO N LAKE AVE IN THE VILLAGE OF TWIN LAKES	HP	TWIN LAKES (Village)
	913	PAVEMENT REPLACEMENT OF SHERIDAN RD FROM 24TH ST TO BIRCH RD IN THE TOWN OF SOMERS (0.60 MILES)	HP	SOMERS (Town)
	931	RECONSTRUCTION OF CTH KD FROM CTH F TO 70TH PL IN KENOSHA COUNTY (1.93 MILES)	HP	KENOSHA COUNTY
	932	RESURFACING OF 80TH ST FROM 39TH ST TO 30TH ST IN THE CITY OF KENOSHA (0.50 MILES)	HP	KENOSHA (City)
	523	PRELIMINARY ENGINEERING FOR RECONSTRUCTION WITH ADDITIONAL LANES OF CTH C FROM CTH U TO W FRONTAGE RD IN KENOSHA COUNTY	HI	KENOSHA COUNTY
	529	LEASE OF DISPATCH AND CALL MONITORING SOFTWARE FOR KENOSHA COUNTY	TP	
	530	INSTALLATION OF ADA EQUIPMENT INTO 2-PASSENGER BUSES IN KENOSHA COUNTY	TP	
	531	PURCHASE 6-PASSENGER BUSES (4 CURRENTLY LEASED AND 2 NEW BUSES) TO PROVIDE TRANSPORTATION FOR DISABLED PERSONS IN KENOSHA COUNTY	TP	
	533	INSTALLATION OF BUS STOP SIGNAGE IN KENOSHA COUNTY	TP	
	534	PURCHASE OF 15 ADA ACCESSIBLE BENCHES IN KENOSHA COUNTY	TP	
	538	CONSTRUCTION OF A NEW TRANSIT OPERATING AND MAINTENANCE FACILITY FOR THE CITY OF KENOSHA TRANSIT SYSTEM	TP	KENOSHA (City)

Source: SEWRPC.

Table B -5

**IMPLEMENTATION STATUS OF PROJECTS IN THE 2009 - 2012
TRANSPORTATION IMPROVEMENT PROGRAM FOR THE KENOSHA, RACINE, WALWORTH
TRANSPORTATION MANAGEMENT AREA -- KENOSHA COUNTY 2011-2014**

STATUS	NO	PROJECT DESCRIPTION	TYPE	PROJECT SPONSOR
COMPLETED	553	BICYCLE PURCHASE REPAIR AND LOAN PROGRAM FOR LOW-INCOME JOB SEEKERS IN KENOSHA COUNTY	TP	KENOSHA ACHIEVEMENT CENTER, INC.
	554	CUSTOMIZED TRANSPORTATION SERVICES FOR WORKFORCE INVESTMENT ACT TRAINING PROGRAMS FOR LOW-INCOME AND DISABLED PERSONS IN KENOSHA COUNTY	TP	
	555	JOB JUMPSTART TRANSPORTATION SERVICES FOR LOW-INCOME AND DISABLED PERSONS IN KENOSHA COUNTY	TP	
	679	PURCHASE OF A SUPERVISORY VEHICLE (VAN) WITH WHEELCHAIR LIFT FOR KENOSHA COUNTY	TP	KENOSHA COUNTY
	680	PURCHASE OF 1 MINIBUS FOR KENOSHA COUNTY	TP	
	683	PURCHASE OF AUTOMATED SCHEDULING SOFTWARE FOR KENOSHA COUNTY	TP	
	684	PURCHASE OF RADIOS, SECURITY CAMERAS, AND GPS UNITS FOR 4 BUSES IN KENOSHA COUNTY	TP	
	685	PURCHASE OF 4 TIRE CRADLE LIFTS FOR KENOSHA COUNTY	TP	
	686	PROVIDE BUS STOP SHELTERS, TRASH RECEPTACLES, BENCHES, AND CONCRETE PADS AT TWO LOCATIONS IN KENOSHA COUNTY	TP	
	690	PURCHASE OF A REPLACEMENT VEHICLE FOR A 1990 DODGE CARAVAN FOR THE CITY OF KENOSHA TRANSIT SYSTEM	TP	KENOSHA (City)
	692	PURCHASE OF 5 35-FT LOW FLOOR REPLACEMENT BUSES AND 10 40-FT LOW FLOOR REPLACEMENT BUSES	TP	
	693	PURCHASE OF A BOBCAT WITH BLADE, PLOW SNOWBLOWER, FORKS AND TRAILER TO REPLACE A 1979 UNIMOG FOR THE CITY OF KENOSHA TRANSIT SYSTEM	TP	
	694	PURCHASE OF A OPERATIONS AND PLOW TRUCK FOR THE TRANSIT OPERATIONS FOR REPLACE A 1998 TRUCK FOR THE CITY OF KENOSHA TRANSIT SYSTEM	TP	
	695	INSTALLATION OF ROOF SNOW GUARDS TO THE NEW TRANSIT OPERATIONS AND MAINTENANCE FACILITY FOR THE CITY OF KENOSHA TRANSIT SYSTEM	TP	
	697	PURCHASE OF 50 NEW STEEL WHEELS FOR THE STREETCAR FLEET FOR THE CITY OF KENOSHA TRANSIT SYSTEM	TP	
	700	INSTALLATION OF SECURITY CAMERA SYSTEM ON 35 BUSES FOR THE CITY OF KENOSHA TRANSIT SYSTEM	TP	
	702	PURCHASE OF A RADIO REPEATER AND INSTALLATION OF A TOWER AT THE NEW TRANSIT OPERATING AND MAINTENANCE FACILITY FOR THE CITY OF KENOSHA TRANSIT SYSTEM	TP	
	703	INSTALLATION OF A WATER STRIPPER SYSTEM AT THE NEW TRANSIT OPERATIONS AND MAINTENANCE FACILITY FOR THE CITY OF KENOSHA TRANSIT SYSTEM	TP	
	551	REPLACEMENT OF THE 286TH AVE STRUCTURE OVER THE WESTERLY CHANNEL OF CAMP LAKE IN THE TOWN OF SALEM (P-30-0041)	OH	SALEM (Town)
	556	VEHICLE REPAIR SERVICES FOR LOW-INCOME AND DISABLED PERSONS IN KENOSHA COUNTY	OH	KENOSHA ACHIEVEMENT CENTER, INC.

Source: SEWRPC.

Table B -5

**IMPLEMENTATION STATUS OF PROJECTS IN THE 2009 - 2012
TRANSPORTATION IMPROVEMENT PROGRAM FOR THE KENOSHA, RACINE, WALWORTH
TRANSPORTATION MANAGEMENT AREA -- KENOSHA COUNTY 2011-2014**

STATUS	NO	PROJECT DESCRIPTION	TYPE	PROJECT SPONSOR
COMPLETED	518	RECONSTRUCTION OF THE STH 31 (GREEN BAY RD) INTERSECTIONS WITH STH 50, CTH K, AND STH 158 IN THE CITY OF KENOSHA	HS	STATE OF WISCONSIN
	519	INTERSECTION IMPROVEMENTS AT THE INTERSECTION OF STH 31 AND 45TH ST	HS	
	520	INTERSECTION MODIFICATION AT THE INTERSECTION OF STH 50 AND CTH P IN KENOSHA COUNTY	HS	
	521	INTERSECTION IMPROVEMENTS AT THE INTERSECTIONS OF STH 31 WITH STH 50 AND STH 158	HS	
	933	PEDESTRIAN ACCESS AND SAFETY PROJECT ON STH 83 FROM 75TH ST TO 1,000 FT NORTH OF 81ST ST IN THE TOWN OF SALEM	HS	SALEM (Town)
	934	STREETSCAPE ENHANCEMENTS ON CTH Z (E MAIN ST) FROM BURDEN AVE TO N LAKE AVE IN THE VILLAGE OF TWIN LAKES	EE	TWIN LAKES (Village)
UNDERWAY	505	RESURFACING OF USH 45 FROM THE ILLINOIS STATE LINE TO STH 50 IN KENOSHA COUNTY (5.50 MI)	HP	STATE OF WISCONSIN
	507	RESURFACING OF STH 32 FROM 50TH ST TO 7TH AVE IN THE CITY OF KENOSHA	HP	
	508	CORRIDOR STUDY OF STH 50 FROM USH 12 TO IH 94 IN KENOSHA AND WALWORTH COUNTIES (24.25 MI)	HP	
	511	RESURFACING OF STH 50 (75TH STREET) FROM 256TH AVENUE TO 236TH AVENUE IN THE VILLAGE OF PADDOCK LAKE	HP	
	513	RECONSTRUCTION OF STH 165 (104TH ST) INTERSECTIONS OF CTH ML AND CTH EZ IN THE VILLAGE OF PLEASANT PRAIRIE	HP	
	952	RESURFACING OF STH 31 (GREEN BAY RD) FROM STH 50 TO CTH S IN THE CITY OF KENOSHA (2.59 MI)	HP	
	953	RECONSTRUCTION OF STH 50 (75TH ST) AND 77TH AVE INTERCHANGE IN THE CITY OF KENOSHA (0.6 MI)	HP	
	954	RESURFACING OF STH 50 (75TH ST) FROM IH 94 TO 43RD AVE IN THE CITY OF KENOSHA (4.45 MI)	HP	
	955	RESURFACING OF STH 165 (104TH ST) FROM IH 94 TO STH 31 IN THE VILLAGE OF PLEASANT PRAIRIE (3.1 MI)	HP	
	1010	RECONSTRUCTION OF USH 45 FROM STH 50 TO STH 11 IN KENOSHA AND RACINE COUNTIES (7.80 MI)	HP	
	1011	RECONSTRUCTION OF STH 165 (104TH ST) FROM STH 31 TO STH 32 IN THE VILLAGE OF PLEASANT PRAIRIE (3.50 MI)	HP	
	1012	RECONSTRUCTION OF STH 165 (104TH ST) FROM IH-94 TO STH 31 IN THE VILLAGE OF PLEASANT PRAIRIE (3.70 MI)	HP	
	514	RECONSTRUCTION WITH ADDITIONAL LANES OF STH 158 (52ND ST) FROM 95TH AVE TO STH 31 IN THE CITY OF KENOSHA	HI	
	527	RECONSTRUCTION WITH ADDITIONAL LANES OF CTH K (60TH ST) FROM STH 31 TO THE UP RAILWAY IN KENOSHA COUNTY (0.63 MI)	HI	KENOSHA COUNTY

Source: SEWRPC.

Table B - 5

**IMPLEMENTATION STATUS OF PROJECTS IN THE 2009 - 2012
TRANSPORTATION IMPROVEMENT PROGRAM FOR THE KENOSHA, RACINE, WALWORTH
TRANSPORTATION MANAGEMENT AREA -- KENOSHA COUNTY 2011-2014**

STATUS	NO	PROJECT DESCRIPTION	TYPE	PROJECT SPONSOR
UNDERWAY	536	CONSTRUCTION OF 39TH AVE FROM 18TH ST TO 26TH ST IN THE CITY OF KENOSHA (0.76 MI)	HE	KENOSHA (City)
	515	ELDERLY/DISABLED TRANSPORTATION SEC 5310 KENOSHA ACHIEVEMENT CENTER	TP	STATE OF WISCONSIN
	516	INSTALLATION OF FLASHING LIGHTS AND GATES AT THE 113TH STREET AT-GRADE CROSSING OF THE CANADIAN PACIFIC RAILROAD TRACKS IN THE VILLAGE OF PLEASANT PRAIRIE	TP	
	528	PROVISION OF SPECIALIZED DEMAND RESPONSIVE TRANSPORTATION SERVICES FOR ELDERLY/DISABLED IN NON-URBANIZED KENOSHA COUNTY (SEC 85.21)	TP	KENOSHA COUNTY
	532	MOBILITY MANAGER POSITION TO PLAN AND COORDINATE TRANSPORTATION SERVICES FOR DISABLED PERSONS IN KENOSHA COUNTY	TP	
	537	OPERATING ASSISTANCE FOR THE CITY OF KENOSHA TRANSIT SYSTEM	TP	KENOSHA (City)
	540	PURCHASE OF 20 REPLACEMENT BUSES FOR THE CITY OF KENOSHA TRANSIT SYSTEM (5 BUSES PER YEAR)	TP	
	541	REPLACEMENT OF THE RADIO SYSTEM AT THE CITY OF KENOSHA TRANSIT FACILITY	TP	
	542	REHABILITATION OF THE METRA TRAIN STATION BUILDING IN THE CITY OF KENOSHA	TP	
	552	CAPITOL COSTS FOR VEHICLE REPAIR AND MOBILITY MANAGER POSITION TO PLAN AND COORDINATE TRANSPORTATION SERVICES FOR LOW-INCOME PERSONS IN KENOSHA, RACINE, AND WALWORTH COUNTIES	TP	KENOSHA ACHIEVEMENT CENTER, INC.
	543	RECONSTRUCTION AND EXPANSION OF THE METRA TRAIN STATION PLATFORM IN THE CITY OF KENOSHA	TI	KENOSHA (City)
	544	ENGINEERING AND DESIGN FOR THE EXPANSION OF STREETCAR SERVICE IN THE CITY OF KENOSHA	TE	
	546	EXPANSION OF ELECTRIC STREETCAR SYSTEM IN THE CITY OF KENOSHA-DOWNTOWN LINE EXTENSION	TE	
	910	RECONSTRUCTION OF 14TH AVE FROM 25TH ST TO 31ST ST IN THE CITY OF KENOSHA (0.3 MI)	OH	
	1059	INSTALLATION OF MONITORING EQUIPMENT FOR GRADE CROSSING WARNING DEVICES AT 21 RAIL CROSSINGS IN KENOSHA, MILWAUKEE, AND RACINE COUNTIES	HS	STATE OF WISCONSIN
	1060	RECONSTRUCTION OF THE CP RAILROAD (SOO LINE) CROSSING AT CTH E (12TH ST) IN KENOSHA COUNTY	HS	
	522	CONSTRUCTION OF NEW CHAPIN PARK AND RIDE LOT AT I-94 AND CTH S IN KENOSHA COUNTY	EE	
	547	CONSTRUCTION OF OFF-ROAD BICYCLE PATHS (1.4 MI) AND 17.9 MILES OF ON-ROAD BICYCLE ROUTES AT VARIOUS LOCATIONS IN THE CITY OF KENOSHA	EE	KENOSHA (City)
	548	CONSTRUCTION OF NEW SECTIONS OF A 10-FT WIDTH ASPHALT BICYCLE ROUTE INCLUDING A TRANSIT CENTER SECTION AND A NASH PARK-INDIAN TRAILS SECTION (9.83 MI)	EE	
	549	CONSTRUCTION OF A BICYCLE TRAIL FROM 35TH ST TO 45TH ST INCLUDING A BRIDGE OVER WASHINGTON RD IN THE CITY OF KENOSHA	EE	

Source: SEWRPC.

Table B -5

**IMPLEMENTATION STATUS OF PROJECTS IN THE 2009 - 2012
TRANSPORTATION IMPROVEMENT PROGRAM FOR THE KENOSHA, RACINE, WALWORTH
TRANSPORTATION MANAGEMENT AREA -- KENOSHA COUNTY 2011-2014**

STATUS	NO	PROJECT DESCRIPTION	TYPE	PROJECT SPONSOR
DEFERRED	510	RECONSTRUCTION OF STH 50 (75TH ST) FROM IH-94 TO 43RD AVE IN THE CITY OF KENOSHA AND VILLAGE OF PLEASANT PRAIRIE (4.45 MI)	HP	STATE OF WISCONSIN
	911	RECONSTRUCTION OF 93RD ST FROM 63RD AVE TO SPRINGBROOK RD IN THE VILLAGE OF PLEASANT PRAIRIE (2.1 MI)	HP	PLEASANT PRAIRIE (Village)
	912	RECONSTRUCTION OF 116TH ST FROM 39TH AVE TO SHERIDAN RD (STH 32) IN THE VILLAGE OF PLEASANT PRAIRIE (1.6 MI)	HP	
	526	RECONSTRUCTION WITH ADDITIONAL LANES OF CTH K (60TH ST) FROM CTH H (88TH AVE) TO CPR RAILROAD IN KENOSHA COUNTY (0.92 MI)	HI	KENOSHA COUNTY
	539	PROVIDE IMPROVED BUS STOP SIGNS, TRASH CONTAINERS, BUS STOP IMPROVEMENTS, AND PASSENGER INFORMATION TUBES/KIOSKS THROUGHOUT THE KENOSHA TRANSIT SERVICE AREA	TP	KENOSHA (City)
	545	EXPANSION OF ELECTRIC STREETCAR SERVICE IN THE CITY OF KENOSHA	TE	
	1054	CONSTRUCTION OF A PARK-RIDE LOT AT THE INTERSECTION OF CTH H AND CTH S IN KENOSHA COUNTY	EE	KENOSHA COUNTY
PROJECT DROPPED	512	RESURFACING OF STH 158 FROM STH 31 TO 6TH AVE IN THE CITY OF KENOSHA	HP	STATE OF WISCONSIN
	677	RESURFACING OF USH 45 FROM STH 50 IN KENOSHA COUNTY TO STH 11 IN RACINE COUNTY	HP	
	524	RECONSTRUCTION WITH ADDITIONAL LANES OF CTH K (60TH ST) FROM I-94 TO 104TH AVE IN KENOSHA COUNTY (0.94 MI)	HI	KENOSHA COUNTY
	525	RECONSTRUCTION WITH ADDITIONAL LANES OF CTH K (60TH ST) FROM 104TH AVE TO CTH H (88TH ST) IN KENOSHA COUNTY (1.01 MI)	HI	
	909	RECONSTRUCTION WITH ADDITIONAL LANES OF CTH K (60TH ST) FROM CTH H TO THE CP RAILROAD IN THE TOWN OF SOMERS (0.5 MI)	HI	
	517	INSTALLATION OF A UNIVERSAL CROSSOVER AND SIGNALING AT "TRUESDELL" (WEPCO) ON CPR'S "C&M" SUBDIVISION IN KENOSHA COUNTY.	TP	STATE OF WISCONSIN
	681	PURCHASE OF 6 SMALL BUSES FOR KENOSHA COUNTY	TP	KENOSHA COUNTY
	682	PURCHASE OF 11 MEDIUM BUSES FOR KENOSHA COUNTY	TP	
	687	PURCHASE OF 4 WHEELCHAIRS FOR KENOSHA COUNTY	TP	
	691	PURCHASE OF A SHOP SERVICE VEHICLE TO REPLACE A 1989 GMC TRUCK FOR THE CITY OF KENOSHA TRANSIT SYSTEM	TP	KENOSHA (City)
	696	PURCHASE OF FOUR BUS LIFTS FOR THE CITY OF KENOSHA TRANSIT SYSTEM	TP	
	698	REHABILITATION OF A SEPTA STREETCAR FOR THE CITY OF KENOSHA TRANSIT SYSTEM	TP	
	699	INSTALLATION OF TRACK SWITCH HEATER CONTROLS ON STREETCAR TRACKS FOR THE CITY OF KENOSHA TRANSIT SYSTEM	TP	

Source: SEWRPC.

Table B -5

**IMPLEMENTATION STATUS OF PROJECTS IN THE 2009 - 2012
TRANSPORTATION IMPROVEMENT PROGRAM FOR THE KENOSHA, RACINE, WALWORTH
TRANSPORTATION MANAGEMENT AREA -- KENOSHA COUNTY 2011-2014**

STATUS	NO	PROJECT DESCRIPTION	TYPE	PROJECT SPONSOR
PROJECT DROPPED	701	REPLACEMENT OF RADIO SYSTEM ON 23 BUSES FOR THE CITY OF KENOSHA TRANSIT SYSTEM	TP	KENOSHA (City)
	995	MOBILITY MANAGER POSITION TO PLAN AND COORDINATE TRANSPORTATION SERVICES FOR LOW-INCOME AND DISABLED PERSONS IN KENOSHA COUNTY	TP	KENOSHA COUNTY

Table B - 6

**IMPLEMENTATION STATUS OF PROJECTS IN THE 2009 - 2012
TRANSPORTATION IMPROVEMENT PROGRAM FOR THE KENOSHA, RACINE, WALWORTH
TRANSPORTATION MANAGEMENT AREA -- RACINE COUNTY 2011-2014**

STATUS	NO	PROJECT DESCRIPTION	TYPE	PROJECT SPONSOR
COMPLETED	557	SERVICE PATROLS RELATED TO THE FREEWAY TRAFFIC MANAGEMENT SYSTEM IN KENOSHA, MILWAUKEE, RACINE AND WAUKESHA COUNTIES	HP	STATE OF WISCONSIN
	560	RECONDITION OF STH 11 (STATE ST/DURAND AVE) FROM MAIN ST TO BURLINGTON BYPASS W OF CROSSWAY RD IN CITY AND TOWN OF BURLINGTON (3.40 MILES)	HP	
	561	RESURFACING OF STH 11 (PINE ST) FROM JEFFERSON ST TO CHESTNUT ST IN THE CITY OF BURLINGTON (0.28 MILES)	HP	
	563	RESURFACING OF STH 11 FROM EAST OF WALMART DRIVE IN THE VILLAGE OF MOUNT PLEASANT TO KENTUCKY AVENUE IN THE CITY OF RACINE (1.80 MILES)	HP	
	566	BRIDGE REPLACEMENT OF THE UP RAILWAY BRIDGE OVER STH 11 NEAR STH 32 IN THE CITY OF RACINE (B-51-0002)	HP	
	572	REHABILITATION OF STH 20 (6TH ST) FROM MAIN ST TO GRAND AVE IN THE CITY OF RACINE (0.30 MILES)	HP	
	574	REHABILITATION OF WASHINGTON AVE (STH 20) BRIDGE OVER STUART RD IN THE VILLAGE OF MOUNT PLEASANT (B-51-0043)	HP	
	575	RECONSTRUCTION OF STH 32 FROM LARSON ST TO 21ST ST IN THE VILLAGE OF MOUNT PLEASANT (0.84 MILES)	HP	
	579	RESURFACING OF STH 36 FROM TEUT RD TO STH 20 IN RACINE COUNTY (4.90 MILES)	HP	
	580	RESURFACING OF STH 38 FROM CTH K TO OAKWOOD RD IN RACINE AND MILWAUKEE COUNTIES (8.90 MILES)	HP	
	581	RECONSTRUCTION OF STH 38 (NORTHWESTERN AVE) FROM GOLF AVE TO RAPIDS DR IN THE CITY OF RACINE (0.45 MILES)	HP	
	584	RECONSTRUCTION OF STH 38 (STATE ST) FROM N MEMORIAL DR TO LASALLE ST IN THE CITY OF RACINE (0.41 MILES)	HP	
	586	RESURFACING OF STH 83 FROM N OF DUNFORD DR TO ROBERT ST IN THE CITY OF BURLINGTON (1.30 MILES)	HP	
	595	RECONSTRUCTION OF CTH D FROM HERITAGE RD TO ROCHESTER VILLAGE LIMITS	HP	RACINE COUNTY
	605	PAVEMENT REPLACEMENT ON LATHROP AVE FROM CTH X (S TAYLOR AVE) TO CTH KR IN THE VILLAGE OF MOUNT PLEASANT (1.50 MILES)	HP	MOUNT PLEASANT (Village)
	607	RECONSTRUCTION OF OHIO ST FROM DURAND AVE (STH 11) TO 21ST ST IN THE CITY OF RACINE	HP	RACINE (City)
	741	RESURFACING OF STH 11 FROM WALMART DRIVE IN THE VILLAGE OF MOUNT PLEASANT TO KENTUCKY AVENUE IN THE CITY OF RACINE	HP	STATE OF WISCONSIN
	893	PAVEMENT REPLACEMENT OF TAYLOR AVE FROM LATHROP AVE TO MARYLAND AVE IN THE VILLAGE OF ELMWOOD PARK	HP	ELMWOOD PARK (Village)
	894	RESURFACING OF NORTH MAIN ST FROM GOOLD ST TO MELVIN AVE IN THE CITY OF RACINE	HP	RACINE (City)
	897	RESURFACING OF SPRING ST FROM FAIRWAY DR TO BLAINE AVE IN THE CITY OF RACINE	HP	

Source: SEWRPC.

Table B -6

**IMPLEMENTATION STATUS OF PROJECTS IN THE 2009 - 2012
TRANSPORTATION IMPROVEMENT PROGRAM FOR THE KENOSHA, RACINE, WALWORTH
TRANSPORTATION MANAGEMENT AREA -- RACINE COUNTY 2011-2014**

STATUS	NO	PROJECT DESCRIPTION	TYPE	PROJECT SPONSOR
COMPLETED	898	PAVEMENT REPLACEMENT AND SAFETY IMPROVEMENTS OF CTH G FROM UNION CHURCH DR TO USH 45 IN RACINE COUNTY(3.30 MILES)	HP	RACINE COUNTY
	899	PAVEMENT REPLACEMENT AND SAFETY IMPROVEMENTS OF CTH K FROM CTH S (EAST WIND LAKE RD) TO OVERSON RD IN RACINE COUNTY (1.46 MILES)	HP	
	935	GRADE SEPARATION OF BRAUN RD OVER THE CP RAILROAD FOR HIGH SPEED RAIL IN THE VILLAGE OF MT PLEASANT	HP	STATE OF WISCONSIN
	936	PAVEMENT REPLACEMENT OF CTH G (SEVEN MILE RD) FROM UNION CHURCH DR TO USH 45 IN RACINE COUNTY (3.21 MILES)	HP	RACINE COUNTY
	937	PAVEMENT REPLACEMENT OF CTH K (APPLE RD) FROM CTH S (E WIND LAKE RD) TO OVERSON RD IN RACINE COUNTY (1.49 MILES)	HP	
	938	PAVEMENT REPLACEMENT OF DODGE ST FROM ADAMS ST TO JEFFERSON ST IN THE CITY OF BURLINGTON (0.20 MILES)	HP	BURLINGTON (City)
	939	PAVEMENT REPLACEMENT OF MARKET ST FROM MCHENRY ST TO PERKINS BLVD IN THE CITY OF BURLINGTON (0.60 MILES)	HP	
	940	PAVEMENT REPLACEMENT OF PINE ST FROM ROBERTS ST TO ADAMS ST IN THE CITY OF BURLINGTON (0.40 MILES)	HP	
	944	RESURFACING OF S MEMORIAL DR FROM CHICORY RD TO BRENTWOOD CT IN THE CITY OF RACINE (0.40 MILES)	HP	RACINE (City)
	956	TRAFFIC SIGNAL WORK AT THE INTERSECTION OF STH 11 (DURAND AVE) AND OHIO ST IN THE CITY OF RACINE	HP	STATE OF WISCONSIN
	591	CONSTRUCTION OF THE CITY OF BURLINGTON BYPASS (STH 36 AND STH 11) IN RACINE AND WALWORTH COUNTIES (11.00 MILES)	HE	
	611	REMODEL MAINTENANCE ADMINISTRATION BUILDING FOR THE CITY OF RACINE TRANSIT SYSTEM	TP	RACINE (City)
	615	PURCHASE OF 6 ADA ACCESSIBLE REPLACEMENT DIAL-A-RIDE BUSES IN THE CITY OF RACINE	TP	
	631	PURCHASE OF 1-10 PASSENGER BUS WITH WHEEL CHAIR LIFT TO PROVIDE TRANSPORTATION FOR DISABLED PERSONS TO ADULT DAY SERVICES IN RACINE COUNTY	TP	GOODWILL INDUSTRIES OF SOUTHEASTERN
	996	MOBILITY MANAGER POSITION TO PLAN AND COORDINATE TRANSPORTATION SERVICES FOR LOW-INCOME AND DISABLED PERSONS IN RACINE COUNTY	TP	RACINE COUNTY
	892	RESURFACING OF KANE ST FROM STATE ST TO MARKET ST IN THE CITY OF BURLINGTON	OH	BURLINGTON (City)
	941	RESURFACING OF BRIODY ST FROM HIGHRIDGE RD TO CHURCH ST IN THE CITY OF BURLINGTON (0.10 MILES)	OH	
	942	RESURFACING OF GROVE ST FROM CENTER ST TO MILWAUKEE AVE IN THE CITY OF BURLINGTON (0.20 MILES)	OH	
	943	RESURFACING OF OAK ST FROM SMITH ST TO AMANDA ST IN THE CITY OF BURLINGTON (0.20 MILES)	OH	
	592	CONSTRUCTION OF A SIGNALIZED INTERSECTION AT STH 20 AND USH 45 (COLONY AVE) IN RACINE COUNTY	HS	STATE OF WISCONSIN

Source: SEWRPC.

Table B - 6

**IMPLEMENTATION STATUS OF PROJECTS IN THE 2009 - 2012
TRANSPORTATION IMPROVEMENT PROGRAM FOR THE KENOSHA, RACINE, WALWORTH
TRANSPORTATION MANAGEMENT AREA -- RACINE COUNTY 2011-2014**

STATUS	NO	PROJECT DESCRIPTION	TYPE	PROJECT SPONSOR
COMPLETED	593	INTERSECTION MODIFICATION AT THE INTERSECTION OF STH 36/83 AND CTH W (BROWNS LAKE RD) IN RACINE COUNTY	HS	STATE OF WISCONSIN
	598	TRAFFIC SAFETY IMPROVEMENTS WITH CTH C INTERSECTIONS WITH STUART RD, AIRLINE, AND SUMMERSET DR IN RACINE COUNTY	HS	RACINE COUNTY
	626	DEVELOPMENT OF COMPREHENSIVE SAFE ROUTES TO SCHOOL PLAN FOR UNION GROVE JOINT SCHOOL DISTRICT #1	HS	STATE OF WISCONSIN
	627	CONSTRUCTION OF A MULTI-USE PATH IN UNION GROVE JOINT #1 SCHOOL DISTRICT THROUGH SAFE ROUTES TO SCHOOL	HS	UNION GROVE (Village)
	628	CHANGE MILDRUM ST TO A ONE-WAY, CHANGE PORTION OF 17TH ST TO A ONE-WAY, CONSTRUCT PATH CONNECTIONS, IMPROVE SIGNAGE IN UNION GROVE JOINT #1 SCHOOL DISTRICT THROUGH SAFE ROUTES TO SCHOOL	HS	
	625	STREETSCAPING ENHANCEMENTS OF SIXTH ST FROM MAIN ST TO GRAND AVE IN THE CITY OF RACINE.	EE	RACINE (City)
	900	ASPHALT PAVING OF EXISTING GRAVEL NORTH SHORE MULTIUSE PATH IN RACINE COUNTY (2.80 MILES)	EE	RACINE COUNTY
	997	STREETSCAPING OF STATE ST FROM N MEMORIAL DR TO LA SALLE ST IN THE CITY OF RACINE	EE	RACINE (City)
UNDERWAY	558	RECONSTRUCTION OF USH 45 FROM 7TH AVE TO STH 20 IN RACINE COUNTY (3.5 MI)	HP	STATE OF WISCONSIN
	559	RESURFACING OF STH 11 FROM WALWORTH COUNTY LINE TO KENDALL ST IN THE CITY OF BURLINGTON (1.32 MI)	HP	
	562	RESURFACING OF STH 11 FROM CTH C TO 71ST ST IN THE VILLAGE OF UNION GROVE (2.37 MI)	HP	
	564	REPLACEMENT OF THE UP RAILWAY BRIDGE OVER STH 11 (DURAND AVE) AT EAST LIMITS OF THE VILLAGE OF STURTEVANT (B-51-0644)	HP	
	565	RECONSTRUCTION OF STH 11 FROM 92ND ST TO STH 31 (3.95 MI)	HP	
	567	RECONSTRUCTION OF STH 11 (DURAND AVENUE) FROM KENTUCKY AVENUE TO KEARNEY AVENUE IN THE CITY OF RACINE	HP	
	568	RECONSTRUCTION OF STH 11 (DURAND AVENUE) FROM KEARNEY AVENUE TO STH 32 IN THE CITY OF RACINE	HP	
	569	CORRIDOR STUDY OF STH 20 FROM USH 12 TO STH 31 IN RACINE AND WALWORTH COUNTY (38.15 MI)	HP	
	570	RECONSTRUCTION OF MAIN ST/1ST ST (STH 20) FROM NORTHWEST HIGHWAY (STH 83) TO MILWAUKEE AVE (STH 36) IN THE VILLAGE OF WATERFORD (2.1 MI)	HP	
	571	RECONSTRUCTION OF STH 20 (7TH ST) FROM MARQUETTE ST TO MAIN ST IN THE CITY OF RACINE (0.60 MI)	HP	
	573	RECONSTRUCTION OF STH 20 (WASHINGTON AVENUE) FROM ROOSEVELT AVENUE TO LATHROP AVENUE IN THE CITY OF RACINE	HP	
	576	RECONDITION OF DOUGLAS AVE (STH 32) FROM GOOLD ST TO 3 MILE RD IN THE CITY OF RACINE (1.58 MI)	HP	

Source: SEWRPC.

Table B - 6

**IMPLEMENTATION STATUS OF PROJECTS IN THE 2009 - 2012
TRANSPORTATION IMPROVEMENT PROGRAM FOR THE KENOSHA, RACINE, WALWORTH
TRANSPORTATION MANAGEMENT AREA -- RACINE COUNTY 2011-2014**

STATUS	NO	PROJECT DESCRIPTION	TYPE	PROJECT SPONSOR
UNDERWAY	577	RECONSTRUCTION OF STH 32 (GOOLD STREET) FROM DOUGLAS AVENUE TO MAIN STREET IN THE CITY OF RACINE	HP	STATE OF WISCONSIN
	578	RECONSTRUCTION OF STH 32 (MAIN STREET) FROM GOOLD STREET TO HAMILTON STREET IN THE CITY OF RACINE	HP	
	583	RECONSTRUCTION OF NORTHWESTERN AVE (STH 38) FROM GOLF AVE TO MEMORIAL DR IN THE CITY OF RACINE (1.30 MI)	HP	
	585	REHABILITATION OF STH 75 (256TH ST) FROM STH 50 IN KENOSHA COUNTY TO STH 11 IN RACINE COUNTY (8.25 MI)	HP	
	587	RESURFACING OF STH 83 FROM STH 20 TO IH-43 IN RACINE AND WAUKESHA COUNTIES (5.93 MI)	HP	
	588	RESURFACING OF STH 142 (BUSHNELL RD) FROM BURLINGTON CITY LIMITS TO BURLINGTON BYPASS AND REMOVE BRIDGE AT FORMER CPR RIGHT OF WAY (B-51-0018)	HP	
	589	RECONSTRUCTION OF STH 164 (BIG BEND RD) FROM STH 36 TO THE RACINE/WAUKESHA COUNTY LINE (5.00 MI)	HP	
	984	RESURFACING OF DURAND AVE (STH 11) FROM STH 31 TO KENTUCKY AVE IN THE CITY OF RACINE (1.3 MI)	HP	
	985	SURFACE REPAIR ON THE CANADIAN PACIFIC RAILROAD - HIGHSPEED RAIL AT CTH C IN THE VILLAGE OF STURTEVANT	HP	
	590	RECONSTRUCTION WITH ADDITIONAL LANES OF STH 32 FROM FIVE MILE RD TO STH 31 IN THE TOWN OF CALEDONIA (1.30 MI)	HI	
	596	RECONSTRUCTION WITH ADDITIONAL LANES OF CTH C FROM AIRLINE RD TO SUNNYSLOPE DR IN THE VILLAGE OF MOUNT PLEASANT	HI	RACINE COUNTY
	597	PROVISION OF SPECIALIZED DEMAND RESPONSIVE TRANSPORTATION SERVICES FOR ELDERLY & DISABLED PEOPLE IN RURAL RACINE COUNTY (SEC 85.21)	TP	
	608	OPERATING ASSISTANCE FOR THE CITY OF RACINE TRANSIT SYSTEM	TP	RACINE (City)
	609	OPERATING ASSISTANCE FOR THE WISCONSIN COACH LINES KENOSHA/RACINE/MILWAUKEE INTERCITY BUS SERVICE	TP	
	610	PROVISION OF DEMAND-RESPONSIVE TRANSPORTATION SERVICE FOR ELDERLY AND DISABLED IN THE RACINE URBANIZED AREA	TP	
	617	REPLACEMENT OF BUS FUELING SYSTEM PUMPS AND METERS AT THE CITY TRANSIT GARAGE	TP	
	744	PURCHASE OF 35 GFI CARD READERS FOR THE CITY OF RACINE TRANSIT SYSTEM	TP	
	745	PURCHASE OF A GFI PROBE UNIT FOR THE CITY OF RACINE TRANSIT SYSTEM	TP	
	746	PURCHASE OF A PLOW TRUCK FOR THE CITY OF RACINE TRANSIT SYSTEM	TP	
	747	UPGRADE OF CONTINENTAL TRANSIT MASTER SOFTWARE FOR THE CITY OF RACINE TRANSIT SYSTEM	TP	

Source: SEWRPC.

Table B - 6

**IMPLEMENTATION STATUS OF PROJECTS IN THE 2009 - 2012
TRANSPORTATION IMPROVEMENT PROGRAM FOR THE KENOSHA, RACINE, WALWORTH
TRANSPORTATION MANAGEMENT AREA -- RACINE COUNTY 2011-2014**

STATUS	NO	PROJECT DESCRIPTION	TYPE	PROJECT SPONSOR
UNDERWAY	748	PURCHASE OF MAINTENANCE AREA VACUUM SYSTEM FOR THE CITY OF RACINE TRANSIT SYSTEM	TP	RACINE (City)
	749	PURCHASE OF SCHEDULING SOFTWARE FOR THE CITY OF RACINE TRANSIT SYSTEM	TP	
	750	PURCHASE OF 5 DESTINATION SIGNS FOR TRANSIT CENTER FOR THE CITY OF RACINE TRANSIT SYSTEM	TP	
	752	PURCHASE OF 5 AUTOMATIC GARAGE DOOR OPENERS FOR THE CITY OF RACINE TRANSIT SYSTEM	TP	
	753	PURCHASE OF TICKET/PASS VENDING MACHINE FOR THE CITY OF RACINE TRANSIT SYSTEM	TP	
	755	PURCHASE OF A CASH COUNTING EQUIPMENT FOR THE CITY OF RACINE TRANSIT SYSTEM	TP	
	757	LED LIGHT CONVERSION FOR TRANSIT CENTER FOR THE CITY OF RACINE TRANSIT SYSTEM	TP	
	759	PURCHASE OF THREE (3) BUSES TO REPLACE THREE 1997 NOVABUSES FOR THE CITY OF RACINE TRANSIT SYSTEM	TP	
	760	PURCHASE OF A REPLACEMENT TRUCK FOR THE CITY OF RACINE TRANSIT SYSTEM	TP	
	1062	LOCAL MARKETING FOR THE BELLE URBAN SYSTEM IN THE CITY OF RACINE	TP	
	606	REPLACEMENT OF MALCHINE RD BRIDGE OVER WIND LAKE DRAINAGE CANAL IN TOWN OF NORWAY (B-51-11)	OH	NORWAY (Town)
	629	ADDITION OF SIGNAGE, EDUCATIONAL ACTIVITIES, ENFORCEMENT AT SIX SCHOOLS IN THE VILLAGE OF WATERFORD THROUGH SAFE ROUTES TO SCHOOL	HS	WATERFORD (Village)
	1061	RECONSTRUCTION OF THE CP RAILROAD (SOO LINE) CROSSING AT CTH KR (1ST ST) IN THE VILLAGE OF MOUNT PLEASANT	HS	STATE OF WISCONSIN
	599	DESIGN AND CONSTRUCTION OF MRK TRAIL EXTENSION AND BRIDGE FROM 6 MILE RD TO 7 MILE RD AND OVER UPRR (0.70 MI)	EE	RACINE COUNTY
	600	CONSTRUCTION OF THE RACINE/STURTEVANT BICYCLE/PEDESTRIAN TRAIL FROM THE AMTRAK STATION TO THE CPR CORRIDOR IN THE VILLAGE OF STURTEVANT	EE	
	601	CONSTRUCTION OF THE RACINE/STURTEVANT BICYCLE/PEDESTRIAN TRAIL ON THE FORMER CP ROW FROM STH 31 TO WILLOW RD IN RACINE COUNTY: PHASE IB	EE	
	602	CONSTRUCTION OF THE RACINE/STURTEVANT BICYCLE/PEDESTRIAN TRAIL FROM WILLOW RD TO THE AMTRAK STATION IN THE VILLAGE OF STURTEVANT: PHASE II (1.25 MI)	EE	
	603	CONSTRUCTION OF THE RACINE/STURTEVANT BICYCLE/PEDESTRIAN TRAIL FROM CTH H TO THE CP RAIL WEST OF IH-94 IN RACINE COUNTY: PHASE III (2.40 MI)	EE	
	604	CONSTRUCTION OF A BICYCLE/PEDESTRIAN FACILITY ON BROWNS LAKE DR (CTH W) FROM STH 11 TO BEAR ARBOR DR IN THE CITY OF BURLINGTON (0.90 MI)	EE	BURLINGTON (City)
	620	PURCHASE AND OPERATION OF A RIDE SHARE VAN TO PROVIDE TRANSPORTATION FOR UNEMPLOYED LOW INCOME PERSONS TO JOB HIRE LOCATIONS	EE	RACINE (City)

Source: SEWRPC.

Table B - 6

**IMPLEMENTATION STATUS OF PROJECTS IN THE 2009 - 2012
TRANSPORTATION IMPROVEMENT PROGRAM FOR THE KENOSHA, RACINE, WALWORTH
TRANSPORTATION MANAGEMENT AREA -- RACINE COUNTY 2011-2014**

STATUS	NO	PROJECT DESCRIPTION	TYPE	PROJECT SPONSOR
UNDERWAY	621	CONSTRUCTION OF WALKER SITE BICYCLE/PEDESTRIAN PATH ALONG MAIN ST BRIDGE TO LAKE MICHIGAN PATH (0.28 MI)	EE	RACINE (City)
	622	INSTALLATION OF BIKE RACKS FOR 33 BELLE URBAN SYSTEM BUSES	EE	
	623	SIGNAL INTERCONNECTION AND OPTIMIZATION OF MULTIPLE TRAFFIC SIGNALS SOUTH OF SIXTH ST IN THE CITY OF RACINE	EE	
	624	SIGNAL INTERCONNECTION AND OPTIMIZATION OF MULTIPLE TRAFFIC SIGNALS NORTH OF SIXTH ST IN THE CITY OF RACINE	EE	
	630	CONSTRUCTION OF A BICYCLE/ PEDESTRIAN CROSSING OF THE FOX RIVER IN THE VILLAGE OF WATERFORD FROM RIVERVIEW DR TO WHITFORD PARK (0.17 MI)	EE	WATERFORD (Village)
	998	STREETSCAPING OF 7TH ST FROM MARQUETTE ST TO MAIN ST IN THE CITY OF RACINE	EE	RACINE (City)
DEFERRED	895	RECONSTRUCTION OF OHIO ST FROM 16TH ST TO STH 20 (WASHINGTON AVE) IN THE CITY OF RACINE	HP	
	896	RECONSTRUCTION OF OHIO ST FROM STH 20 (WASHINGTON AVE) TO KINZIE AVE IN THE CITY OF RACINE	HP	
	612	PURCHASE TWO RUBBER-TIRED REPLICA TROLLEY STYLE BUSES TO REPLACE TWO 1991 RUBBER-TIRED REPLICA TROLLEY BUSES	TP	
	613	PURCHASE OF THREE (3) BUSES TO REPLACE FOUR 1988 - TMC MODEL BUSES FOR THE CITY OF RACINE TRANSIT SYSTEM	TP	
	614	PURCHASE OF SIX (6) BUSES TO REPLACE THREE 1997 NOVABUSES FOR THE CITY OF RACINE TRANSIT SYSTEM: 3 IN 2009 AND 3 IN 2010	TP	
	616	PURCHASE REPLACEMENT PORTABLE STEAM CLEANER FOR MAINTENANCE USE REPLACES 2002 PURCHASED MODEL FOR THE CITY OF RACINE TRANSIT SYSTEM	TP	
	618	REPLACEMENT OF MAINTENANCE AND SERVICE GARAGE EQUIPMENT FOR THE CITY OF RACINE TRANSIT SYSTEM	TP	
	619	MAINTENANCE AND SERVICE GARAGE IMPROVEMENTS FOR THE CITY OF RACINE TRANSIT SYSTEM	TP	
	594	INSTALLATION OF ADVANCED TRUCK STOP ELECTRIFICATION UNITS AT A MAJOR TRUCK STOP TO REDUCE IDLING	EE	WISCONSIN DNR
	1055	CONSTRUCTION OF A 10 FT WIDE ASPHALT TRAIL FROM MARINER DR TO STH 20, PAVING OF AN EXISTING PATH FROM STH 20 TO PIKE RIVER PATHWAY, AND INSTALL OF BIKE LANES ON OAKES RD AND ON SOUTHERN FRONTAGE RD	EE	MOUNT PLEASANT (Village)
	1056	CONSTRUCTION OF NEW SEGMENT OF THE LAKE MICHIGAN PATHWAY PROJECT FROM DEKOVEN AVE TO 24TH ST IN THE CITY OF RACINE	EE	RACINE (City)
	1057	CONSTRUCTION OF A NEW SEGMENT OF THE LAKE MICHIGAN PATHWAY PROJECT FROM AUGUSTA ST TO MELVIN AVE IN THE CITY OF RACINE	EE	
PROJECT DROPPED	582	RECONSTRUCTION OF NORTHWESTERN AVE (STH 38) FROM W HIGH ST TO GOLF AVE IN THE CITY OF RACINE (0.79 MILE)	HP	STATE OF WISCONSIN
	844	RECONSTRUCTION OF OAKES ROAD FROM 16TH ST TO WASHINGTON AVE (STH 20) (0.49 MILES)	HP	MOUNT PLEASANT (Village)

Source: SEWRPC.

Table B -6

**IMPLEMENTATION STATUS OF PROJECTS IN THE 2009 - 2012
TRANSPORTATION IMPROVEMENT PROGRAM FOR THE KENOSHA, RACINE, WALWORTH
TRANSPORTATION MANAGEMENT AREA -- RACINE COUNTY 2011-2014**

STATUS	NO	PROJECT DESCRIPTION	TYPE	PROJECT SPONSOR
PROJECT DROPPED	742	PURCHASE OF 3 HYBRID REPLACEMENT BUSES FOR THE CITY OF RACINE TRANSIT SYSTEM	TP	RACINE (City)
	743	PURCHASE OF 2 NEW HYBRID BUSES FOR THE CITY OF RACINE TRANSIT SYSTEM	TP	
	751	PURCHASE OF 35 EVENT DRIVEN VIDEO CAMERAS FOR THE CITY OF RACINE TRANSIT SYSTEM	TP	
	754	PURCHASE OF 3 MOBILITY AIDS OF VARIOUS DESIGN/TRAINING AIDS FOR THE CITY OF RACINE TRANSIT SYSTEM	TP	
	756	CONSTRUCTION OF A NEW MAINTENANCE FACILITY FOR THE CITY OF RACINE TRANSIT SYSTEM	TP	
	758	RECONSTRUCTION OF THE WEST PLATFORM FOR THE CITY OF RACINE TRANSIT SYSTEM	TP	

Table B -7

**IMPLEMENTATION STATUS OF PROJECTS IN THE 2009 - 2012
TRANSPORTATION IMPROVEMENT PROGRAM FOR THE KENOSHA, RACINE, WALWORTH
TRANSPORTATION MANAGEMENT AREA -- WALWORTH COUNTY 2011-2014**

STATUS	NO	PROJECT DESCRIPTION	TYPE	PROJECT SPONSOR
COMPLETED	632	RESURFACING OF IH-43 FROM THE WEST WALWORTH COUNTY LINE TO THE VILLAGE OF HALES CORNERS IN MILWAUKEE COUNTY (26.90 MILES)	HP	STATE OF WISCONSIN
	634	RESURFACING OF USH 12 FROM THE CITY OF WHITEWATER TO STH 20/67 INTERSECTION IN WALWORTH COUNTY	HP	
	640	RESURFACING OF USH 14 FROM CTH X IN THE VILLAGE OF DARIEN TO WISCONSIN STREET IN THE VILLAGE OF WALWORTH	HP	
	641	RESURFACING OF STH 11 FROM WRIGHT ST IN THE CITY OF DELAVAN TO N WEST ST IN THE CITY OF ELKHORN (4.10 MILES)	HP	
	645	RESURFACING OF STH 20 FROM IH 43 IN EAST TROY TO MILLER RD IN THE TOWN OF WATERFORD IN WALWORTH AND RACINE COUNTIES (5.0 MILES)	HP	
	649	RECONSTRUCTION OF STH 59 FROM WEST WALWORTH COUNTY LINE TO STH 89 IN WALWORTH COUNTY (3.50 MILES)	HP	
	652	RECONSTRUCTION OF STH 67 (N WISCONSIN AVE) FROM COURT ST TO LINCOLN ST IN THE CITY OF ELKHORN (0.82 MILES)	HP	
	657	RECONSTRUCTION OF CTH C (MARTIN STREET) FROM STATE LINE RD TO PLEASANT ST IN WALWORTH COUNTY	HP	WALWORTH COUNTY
	761	RESURFACING OF USH 12 FROM STH 67 TO STH 50 IN WALWORTH COUNTY (10.60 MILES)	HP	STATE OF WISCONSIN
	762	RESURFACING OF USH 14 FROM CTH X TO THE STATE LINE	HP	
	661	ELDERLY/DISABLED TRANSPORTATION SEC 5310 WALWORTH COUNTY VOCATIONAL INDUSTRIES, INC	TP	WALWORTH COUNTY
	662	ELDERLY/DISABLED TRANSPORTATION SEC 5310 CAPITAL ASSISTANCE PROGRAM WALWORTH CO AND/OR VARIOUS WALWORTH CO PRIVATE/NON-PRIVATE ORGANIZATIONS	TP	
	665	ELDERLY/DISABLED TRANSPORTATION SEC. 5310 - VIP INDUSTRIES 2 ACCESSIBLE MINI-BUSSES	TP	
	674	CUSTOMIZED TRANSPORTATION SERVICES FOR WORKFORCE INVESTMENT ACT TRAINING PROGRAMS FOR LOW-INCOME AND DISABLED PERSONS IN WALWORTH COUNTY	TP	KENOSHA ACHIEVEMENT CENTER, INC.
	675	JOB JUMP START TRANSPORTATION SERVICES FOR LOW-INCOME AND DISABLED PERSONS IN WALWORTH COUNTY	TP	
	676	VEHICLE REPAIR SERVICES FOR LOW-INCOME AND DISABLED PERSONS IN WALWORTH COUNTY	OH	
	903	REPLACEMENT OF MOHAWK RD BRIDGE OVER THE WEST CROSSING OF NIPPERSINK CREEK (P-64-905) IN THE TOWN OF LINN	OH	LINN (Town)
UNDERWAY	633	RESURFACING OF USH 12 FROM STH 20 TO STH 12/STH 67 SPLIT IN WALWORTH COUNTY (7.40 MI)	HP	STATE OF WISCONSIN
	635	RESURFACING OF USH 12 FROM STH 50 TO STH 67 IN WALWORTH COUNTY (10.40 MI)	HP	
	636	RECONSTRUCTION OF THE INTERSECTION OF USH 12 AND CTH A IN THE TOWN OF SUGAR CREEK	HP	

Source: SEWRPC.

Table B - 7

**IMPLEMENTATION STATUS OF PROJECTS IN THE 2009 - 2012
TRANSPORTATION IMPROVEMENT PROGRAM FOR THE KENOSHA, RACINE, WALWORTH
TRANSPORTATION MANAGEMENT AREA -- WALWORTH COUNTY 2011-2014**

STATUS	NO	PROJECT DESCRIPTION	TYPE	PROJECT SPONSOR
UNDERWAY	637	RECONSTRUCTION OF USH 14 FROM SOUTH OF IH 43 TO STH 11 IN WALWORTH COUNTY (3.74 MI)	HP	STATE OF WISCONSIN
	638	RECONSTRUCTION OF USH 14 FROM CTH K TO SOUTH OF IH 43 IN WALWORTH COUNTY (2.78 MI)	HP	
	639	RECONSTRUCTION OF USH 14 FROM ILLINOIS STATE LINE TO SOUTH OF CTH K IN WALWORTH COUNTY (7.72 MI)	HP	
	642	REHABILITATION OF STH 11 FROM STH 120 TO THE EAST COUNTY LINE IN WALWORTH COUNTY (5.20 MI)	HP	
	644	RECONSTRUCTION OF STH 20 FROM THOMAS DR TO HONEY CREEK RD IN WALWORTH COUNTY (5.89 MI)	HP	
	646	RESURFACING OF STH 36 FROM STH 120 TO WESTRIDGE AVE IN RACINE AND WALWORTH COUNTIES (6.57 MI)	HP	
	647	RECONSTRUCTION OF STH 50 FROM STH 67 EAST TO GENEVA ST IN THE TOWN OF GENEVA (1.70 MI)	HP	
	648	CORRIDOR STUDY OF STH 50 FROM IH 43 TO STH 67 IN WALWORTH COUNTY (4.78 MI)	HP	
	650	RECONSTRUCTION OF THE INTERSECTION OF STH 59 EB WITH SB OLD STH 89 IN THE CITY OF WHITEWATER	HP	
	651	RECONSTRUCTION OF INTERSECTION AT STH 59 (MILWAUKEE ST) AND NEWCOMB ST IN THE CITY OF WHITEWATER	HP	
	653	RESURFACING OF STH 67 FROM PARK AVE TO USH 14 IN WALWORTH COUNTY (6.30 MI)	HP	
	654	RECONSTRUCTION OF STH 120 FROM USH 12 TO MADAUS ST IN THE CITY OF LAKE GENEVA (0.61 MI)	HP	
	655	RESURFACING OF STH 50 (7TH ST AND GENEVA ST) FROM WISCONSIN ST TO WRIGHT ST IN THE CITY OF DELEVAN (0.85 MI)	HP	
	658	REPLACEMENT OF CTH DD BRIDGE OVER SUGAR CREEK IN THE TOWN OF SPRING PRAIRIE (B-64-6)	HP	WALWORTH COUNTY
	659	REPLACEMENT OF CTH X BRIDGE OVER LITTLE TURTLE CREEK IN THE TOWN OF SHARON (B-64-661)	HP	
	660	REPLACEMENT OF CTH X BRIDGE OVER WSOR IN THE TOWN OF DARIEN (B-64-13)	HP	
	901	REHABILITATION OF STH 11 FROM USH 14/STH 89 TO TURTLE CREEK DR IN THE CITY OF DELEVAN IN WALWORTH COUNTY	HP	STATE OF WISCONSIN
	957	RECONSTRUCTION OF STH 11 FROM IH 43 TO STH 120 IN WALWORTH COUNTY (5.0 MI)	HP	
	958	RECONSTRUCTION OF STH 20 FROM STH 67 TO TOWNLINE RD IN WALWORTH COUNTY (9.34 MI)	HP	
	959	RESURFACING OF STH 67 FROM STH 50 TO COMMERCE DR IN WALWORTH COUNTY (3.8 MI)	HP	

Source: SEWRPC.

Table B -7

**IMPLEMENTATION STATUS OF PROJECTS IN THE 2009 - 2012
TRANSPORTATION IMPROVEMENT PROGRAM FOR THE KENOSHA, RACINE, WALWORTH
TRANSPORTATION MANAGEMENT AREA -- WALWORTH COUNTY 2011-2014**

STATUS	NO	PROJECT DESCRIPTION	TYPE	PROJECT SPONSOR
UNDERWAY	1013	RESURFACING OF STH 59 (ELKHORN RD) FROM COX RD TO NEWCOMB ST IN THE CITY OF WHITEWATER (1.20 MI)	HP	STATE OF WISCONSIN
	1014	PREVENTIVE MAINTENANCE ALONG USH 12 FROM STH 20 TO USH 12/STH 67 SPLIT IN WALWORTH COUNTY (7.40 MI)	HP	
	1038	RESURFACING OF STH 50 FROM GENEVA ST IN THE VILLAGE OF WILLIAMS BAY TO FOREST DR IN THE CITY OF LAKE GENEVA (3.5 MI)	HP	
	656	RECONSTRUCTION WITH ADDITIONAL LANES OF STH 50 FROM NORTH SHORE DR TO STH 67 IN WALWORTH COUNTY (4.20 MI)	HI	
	663	PROVISION OF COUNTYWIDE SPECIALIZED DEMAND-RESPONSIVE TRANSPORTATION SERVICES FOR ELDERLY & DISABLED PEOPLE IN WALWORTH COUNTY (SEC 85.21)	TP	WALWORTH COUNTY
	664	ELDERLY/DISABLED TRANSPORTATION SEC 5310 VIP SERVICES - ELKHORN	TP	
	669	OPERATING ASSISTANCE FOR THE CITY OF WHITEWATER TAXI BASED TRANSIT SYSTEM (SEC 85.20 & 5311)	TP	WHITEWATER (City) (PART)
	666	REPLACEMENT OF PARK DR BRIDGE OVER LADD CREEK IN THE TOWN OF GENEVA (P-64-0910)	OH	GENEVA (Town)
	667	REPLACEMENT OF MOHAWK RD BRIDGE OVER THE EAST CROSSING OF NIPPERSINK CREEK (P-64-904)	OH	LINN (Town)
	668	REPLACEMENT OF SPRING VALLEY RD BRIDGE OVER SAND CREEK IN THE TOWN OF LYONS (P-64-920)	OH	LYONS (Town)
	670	INTERSECTION IMPROVEMENTS AT THE INTERSECTION OF MAIN ST AND WHITON ST IN THE CITY OF WHITEWATER	HS	WHITEWATER (City) (PART)
	671	RESTORATION OF THE HISTORIC TRAIN DEPOT'S INTERIOR AND EXTERIOR FEATURES IN THE CITY OF WHITEWATER.	EE	
	672	CONSTRUCTION OF THE WATERS EDGE SOUTH TRAIL FROM SOUTHERN EDGE OF WHITEWATER OVER HWY 12: PHASE II.	EE	
DEFERRED	763	RECONSTRUCTION OF MILWAUKEE ST FROM WISCONSIN ST TO NEWCOMB ST IN THE CITY OF WHITEWATER (0.49 MI)	HP	
	673	CONSTRUCTION OF MULTI-USE TRAIL FROM THE CITY OF WHITEWATER LIMITS TO WILLIS RAY RD IN THE CITY OF WHITEWATER	EE	
PROJECT DROPPED	643	RESURFACING OF STH 11 FROM USH 14/STH 89 TO TURTLE CREEK DRIVE IN THE CITY OF DELAVAN (4.00 MILES)	HP	STATE OF WISCONSIN
	902	REPLACEMENT OF WRIGLEY DR BRIDGE OVER THE WHITE RIVER (B-64-673) IN THE CITY OF LAKE GENEVA	OH	LAKE GENEVA (City)

APPENDIX C

ASSESSMENT OF CONFORMITY OF THE YEAR 2035 REGIONAL TRANSPORTATION PLAN AND THE YEAR 2011-2014 TRANSPORTATION IMPROVEMENT PROGRAM WITH RESPECT TO THE STATE OF WISCONSIN AIR QUALITY IMPLEMENTATION PLAN--SIX COUNTY SOUTHEASTERN WISCONSIN OZONE NONATTAINMENT AREA AND THREE COUNTY FINE PARTICULATE (PM_{2.5}) NONATTAINMENT AREA

Federal regulations require a conformity determination of the regional transportation plan and improvement program for southeastern Wisconsin with respect to the eight hour ozone standard and redesignation and maintenance State of Wisconsin Implementation Plan for Air Quality for the eight-hour ozone standard submitted to the U.S. Environmental Protection Agency by the Wisconsin Department of Natural Resources in September 2009, and that the regional transportation plan and transportation improvement program are in conformance with the fine particulate (PM_{2.5}) standard and interim emission analyses described in 40 CFR 93.119. The conformity determination for the regional transportation plan and improvement program requires a finding that travel and emission forecasts for the years 2012, 2020, 2030, and 2035 under the plan and TIP for the six-county moderate ozone non-attainment area—Kenosha, Milwaukee, Ozaukee, Racine, Washington, and Waukesha Counties—do not exceed the emission budgets in the redesignation and maintenance State implementation plan for air quality, submitted to the U.S. Environmental Protection Agency in September 2009, and that the three-county fine particulate (PM_{2.5}) non-attainment area—Milwaukee, Racine, and Waukesha Counties—do not exceed the estimated year 2008 emissions.

The year 2035 regional transportation plan and the 2009-2012 regional transportation improvement program were determined to conform to the State air quality implementation plan on June 16, 2010, by the U.S. Department of Transportation Federal Highway and Transit Administrations. The basis for the determination is fully documented in SEWRPC Memorandum Report No. 196 entitled, *Assessment of Conformity of the Year 2035 Regional Transportation Plan and the Year 2009-2012 Transportation Improvement Program with Respect to the State of Wisconsin Air Quality Implementation Plan – Six County Ozone Nonattainment Area and Three County Fine Particulate (PM_{2.5}) Nonattainment Area*.

The 2011-2014 transportation improvement program is fully consistent with the year 2035 regional transportation system plan. The 2011-2014 transportation improvement program includes projects which should be initiated to implement the year 2035 regional transportation system plan, and no project is programmed in the transportation improvement program which is not included in the year 2035 regional transportation system plan. The 2011-2014 transportation improvement program is an update and extension of the 2009-2012 transportation improvement program as amended to date. The regional

emissions analysis prepared for the year 2035 regional transportation system plan, which was approved on June 16, 2010, by the U.S. Department of Transportation Federal Highway and Transit Administrations, therefore applies to, and is consistent with, the proposed year 2011-2014 transportation improvement program.

APPENDIX D

ASSESSMENT OF AVAILABLE FUNDING FOR THE 2011 THROUGH 2014 TRANSPORTATION IMPROVEMENT PROGRAM

The 2011 through 2014 Transportation Improvement Program (TIP) project costs are compared in Table D-1 to estimates of available Federal and State funding. The estimate of available funding is based upon authorized Federal funding levels and historic State and local funding levels. The estimate of costs utilized project sponsor estimated costs provided in constant year 2011 dollars, and adjusts those costs by an annual inflation rate of 2.8 percent to provide an estimate of year of expenditure dollars. The results of this comparison generally indicate that adequate funding is available to implement the TIP.

There are a few instances where programmed funding appears to exceed estimated available funding. With respect to Surface Transportation Program-Milwaukee Urbanized Area (STP-M) funds, Congestion Mitigation/Air Quality (CMAQ) funds, and Federal Transit Administration Section 5307 funds, programmed funding appears to exceed available funding, but this is because projects selected and programmed in a previous TIP have not yet been completed and remain programmed in this TIP, but do not require additional funding. Well-established procedures, in particular, exist to select and program CMAQ and STP-M projects consistent with estimated available funding.

With respect to Federal Highway Administration Surface Transportation Program-Other and Interstate Highway Maintenance funding, programmed funding does exceed historic Region shares of Statewide funding levels, but this may be expected during the reconstruction of the Southeastern Wisconsin freeway system, which began with the completed Marquette Interchange reconstruction project, and is continuing with the reconstruction of IH 94 between the Mitchell Interchange and the Illinois state line and the Zoo Interchange reconstruction programmed in this TIP.

**Table D-1
ASSESSMENT OF AVAILABLE FUNDING FOR THE
2011 through 2014 TRANSPORTATION IMPROVEMENT PROGRAM**

Funding Source		Programmed Expenditures (\$1,000,000) ^a				Estimated Funding Available (\$1,000,000) ^b			
Agency	Program	2011	2012	2013	2014	2011	2012	2013	2014
Federal Highway Administration	Interstate Highway Maintenance	71	23	8	9	118	121	125	128
	Interstate Highway Combination/ Substitution	84	0	0	0	84	0	0	0
	National Highway System	33	20	29	50	200	206	212	218
	Bridge Replacement	10	3	6	5	29	30	31	32
	Surface Transportation Program- Milwaukee Urbanized Area	29	20	27	20	25	26	27	27
	Surface Transportation Program- Other	130	162	104	159	144	148	152	156
	Surface Transportation Program- Enhancement	6	7	5	3	9	9	9	10
	Surface Transportation Program- Safety	13	5	4	4	32	33	34	35
	Congestion Mitigation/Air Quality	29	26	17	10	26	27	27	28
	Safe Routes to School	1	0	0	0	3	3	3	3
	High Speed Rail (Crossing Hazard Elimination)	1	0	0	0	3	3	3	3
	American Recovery and Reinvestment Act of 2009	47	0	0	0	47	0	0	0
Federal Transit Administration	Section 5307--Kenosha/Racine Urbanized Area	5	6	6	6	5	5	5	5
	Section 5307--Milwaukee Urbanized Area	43	42	43	45	21	21	22	22
	Section 5309	14	23	10	5	7	7	7	7
	Section 5310	0	0	0	0	2	2	2	2
	Section 5311	1	1	1	1	13	13	14	14
	Section 5316/5317	1	0	0	0	3	3	4	4
	State of Good Repair	8	0	0	0	8	0	0	0
	American Recovery and Reinvestment Act of 2009	12	0	0	0	12	0	0	0
State of Wisconsin	Highway	217	237	180	104	636	654	672	691
	Transit	88	89	94	97	78	80	82	84
County and Local	Kenosha	7	12	5	10	7	7	7	8
	Milwaukee	86	71	54	80	68	70	72	74
	Ozaukee	5	1	1	1	5	5	5	5
	Racine	6	4	3	3	13	13	14	14
	Walworth	1	0	0	2	7	7	7	8
	Washington	5	4	7	2	8	8	8	9
	Waukesha	23	27	19	12	25	26	26	27

^a Inflation was applied to 2012, 2013 and 2014 estimates of programmed expenditures at a rate of 2.8 percent.

^b For Federal highway funds the 2011, 2012, 2013 and 2014 estimates of available funding assume that the currently authorized funding levels would be maintained with an inflation rate of 2.8 percent applied to the years 2012, 2013, and 2014. The Federal highway funding levels, with the exception of Surface Transportation Program-Milwaukee Urbanized funds and Congestion Mitigation/Air Quality funds, are statewide funding levels and Southeastern Wisconsin has generally received 30 to 40 percent of that funding. For Federal transit funds, the 2011, 2012, 2013, and 2014 available funding estimates are based upon appropriated 2010 levels. The available funding shown, with the exception of the urbanized area Section 5307 funding levels are statewide funding levels. It may generally be expected that Southeastern Wisconsin transit systems would receive about 65 percent of statewide transit funding levels. For State highway funds, the estimate of available funds are statewide funding levels based on currently budgeted levels would be maintained. For State transit and local funds, the estimate of available funding is specifically for the Region, based on historic funding levels.

Source: SEWRPC.

APPENDIX E

Advisory Committee Memberships

ADVISORY COMMITTEE ON TRANSPORTATION SYSTEM PLANNING AND
PROGRAMMING FOR THE KENOSHA URBANIZED AREA

Kenneth R. Yunker, Secretary	Executive Director, SEWRPC
Sandra K. Beaupre	Director, Bureau of Planning, Division of Transportation Investment Management, Wisconsin Department of Transportation
Ronald L. Bursek	Director, Department of Public Works, City of Kenosha
Ron Iwen	Director, Department of Transportation, City of Kenosha
Dewayne J. Johnson.....	Director, Southeast Region, Wisconsin Department of Transportation
Jeffery B. Labahn.....	Director, Department of City Development, City of Kenosha
Michael M. Lemens	Director, Engineering Division, Public Works Department, City of Kenosha
Peter T. McMullen	Program and Planning Analyst, Bureau of Air Management, Wisconsin Department of Natural Resources
Cheryl L. Newton.....	Environmental Protection Specialist, U.S. Environmental Protection Agency, Region V
Michael J. Pjevach	President, Wisconsin Coach Lines, Inc.
George Poirier	Wisconsin Division Administrator, Federal Highway Administration, U.S. Department of Transportation
Michael R. Pollocoff	Administrator, Village of Pleasant Prairie
Marisol Simon.....	Regional Administrator, Federal Transit Administration, U.S. Department of Transportation
Gary Sipsma	Director, Division of Highways, and Highway Commissioner, Department of Public Works, Kenosha County

ADVISORY COMMITTEE ON TRANSPORTATION SYSTEM PLANNING AND
PROGRAMMING FOR THE MILWAUKEE URBANIZED AREA

Voting Members

Brian Dranzik, Chairman Director of Administration,
Department of Transportation and
Public Works, Milwaukee County

John M. Bennett City Engineer, City of Franklin

Rollin Bertran Director of Highway Operations,
Department of Transportation and
Public Works, Milwaukee County

Scott Brandmeier Director of Public Works and Village Engineer,
Village of Fox Point

Allison M. Bussler Director, Department of Public Works,
Waukesha County

Robert R. Dreblow Highway Commissioner, Ozaukee County

Thomas M. Grisa Director, Department of Public Works,
City of Brookfield

Anita Gulotta-Connelly Managing Director
Milwaukee County Transit System

Robert C. Johnson Director, Waukesha Metro Transit

William A. Kappel Director, Department of Public Works,
City of Wauwatosa

Michael G. Lewis City Engineer, City of West Allis

Michael J. Maierle Manager of Long-Range Planning,
City of Milwaukee

Jeffrey J. Mantes Commissioner, Department of Public Works,
City of Milwaukee

Michael J. Martin Director, Department of Public Works,
Village of Hales Corners

Jeffrey S. Polenske City Engineer, City of Milwaukee

Jack Takerian Director, Department of Transportation and
Public Works, Milwaukee County

Scott K. Walker County Executive, Milwaukee County

Vacancy City of Milwaukee

Vacancy City of Milwaukee

Milwaukee Urbanized Area - continued

Nonvoting Technical Staff Members

Kenneth R. Yunker, SecretaryExecutive Director, SEWRPC
Sandra K. BeaupreDirector, Bureau of Planning,
Division of Transportation Investment Management,
Wisconsin Department of Transportation
Dewayne J. Johnson.....Director, Southeast Region,
Wisconsin Department of Transportation
Peter T. McMullenProgram and Planning Analyst,
Bureau of Air Management,
Wisconsin Department of Natural Resources
Michael J. PjevachPresident, Wisconsin Coach Lines, Inc.
George Poirier Wisconsin Division Administrator,
Federal Highway Administration,
U.S. Department of Transportation
Marisol Simon..... Regional Administrator,
Federal Transit Administration,
U.S. Department of Transportation

ADVISORY COMMITTEE ON TRANSPORTATION SYSTEM PLANNING AND
PROGRAMMING FOR THE RACINE URBANIZED AREA

David Prott, Chairman Director, Department of Public Works,
Racine County

Kenneth R. Yunker, Secretary Executive Director, SEWRPC

Michael H. Andreasen Administrator, Village of Mount Pleasant

Sandra K. Beaupre Director, Bureau of Planning,
Division of Transportation Investment Management,
Wisconsin Department of Transportation

William D. Bensman President, Village of Wind Point

Michael A. Hayek Village Engineer, Village of Caledonia

Kristin Holmberg-Wright President, Village of North Bay

Mark C. Janiuk Village Administrator, Village of Sturtevant

Dewayne J. Johnson Director, Southeast Region,
Wisconsin Department of Transportation

Richard M. Jones Commissioner of Public Works and City Engineer,
City of Racine

Peter T. McMullen Program and Planning Analyst,
Bureau of Air Management,
Wisconsin Department of Natural Resources

Cheryl L. Newton Environmental Protection Specialist,
U.S. Environmental Protection Agency, Region V

Michael Pjevach President, Wisconsin Coach Lines, Inc.

George Poirier Wisconsin Division Administrator,
Federal Highway Administration,
U.S. Department of Transportation

Steven Rogstad General Manager, Belle Urban

Marisol Simon Regional Administrator,
Federal Transit Administration,
U.S. Department of Transportation

Audrey Viau Village President, Village of Elmwood Park

ADVISORY COMMITTEE ON TRANSPORTATION SYSTEM PLANNING AND
PROGRAMMING FOR THE ROUND LAKE BEACH-McHENRY-GRAYSLAKE,
IL-WI URBANIZED AREA (WISCONSIN PORTION)

Kenneth R. Yunker, SecretaryExecutive Director, SEWRPC
Sandra K. BeaupreDirector, Bureau of Planning,
Division of Transportation Investment Management,
Wisconsin Department of Transportation
David Devito Chairman, Town of Brighton
William M. Glembocki Chairman, Town of Wheatland
Marlene Goodson President, Village of Paddock Lake
Richard J. Gossling President, Village of Bristol
Dewayne J. Johnson Director, Southeast Region,
Wisconsin Department of Transportation
Roger JohnsonPresident, Village of Silver Lake
Peter T. McMullenProgram and Planning Analyst,
Bureau of Air Management,
Wisconsin Department of Natural Resources
Cheryl L. Newton..... Environmental Protection Specialist,
U.S. Environmental Protection Agency, Region V
George Poirier Wisconsin Division Administrator,
Federal Highway Administration,
U.S. Department of Transportation
Marisol Simon Regional Administrator,
Federal Transit Administration,
U.S. Department of Transportation
Gary SipsmaDirector, Division of Highways, and
Highway Commissioner, Department of
Public Works, Kenosha County
Howard K. Skinner President, Village of Twin Lakes
Robert Stoll Chairman, Town of Randall
Linda ValentineChairman, Town of Salem

APPENDIX F

PROJECTED 2011 THROUGH 2014 OPERATIONS AND PLANNING INFORMATION,
CAPITAL PROJECT JUSTIFICATIONS AND FINANCIAL CAPACITY ANALYSES
FOR PUBLIC TRANSIT OPERATORS IN SOUTHEASTERN WISCONSIN

Table F-1

PUBLIC TRANSIT OPERATOR REPORT: 2011-2014

Transit System Name: Kenosha Area Transit System

Data to be provided by transit operator with grant application

Table F-2

PUBLIC TRANSIT OPERATOR CAPITAL PROJECT JUSTIFICATION: FY 2011-2014

Transit System Name: Kenosha Area Transit System

Data to be provided by transit operator at time of grant application

Table F-3

FINANCIAL CAPACITY ANALYSIS BACKGROUND DATA FOR THE KENOSHA AERA TRANSIT SYSTEM: 2006-2015

Data to be Provided by Transit Operator

Table F-4

CHANGE IN BASIC FINANCIAL CAPACITY ANALYSIS INDICATORS FOR THE KENOSHA AREA TRANSIT SYSTEM: 2006-2015

Data to be Provided by Transit Operator

Table F-5

PUBLIC TRANSIT OPERATOR REPORT: 2011-2014

Transit System Name: Western Kenosha County Transit System

Data to be provided by transit operator with grant application

Table F-6

PUBLIC TRANSIT OPERATOR CAPITAL PROJECT JUSTIFICATION: FY 2011-2014

Transit System Name: Western Kenosha County Transit System

Data to be provided by transit operator at time of grant application

Table F-7

FINANCIAL CAPACITY ANALYSIS BACKGROUND DATA FOR THE WESTERN KENOSHA COUNTY TRANSIT SYSTEM: 2006-2015

Data to be provided by transit operator at time of grant application

Table F-8

CHANGE IN BASIC FINANCIAL CAPACITY ANALYSIS INDICATORS FOR WESTERN KENOSHA COUNTY TRANSIT SYSTEM: 2006-2015

Data to be provided by transit operator at time of grant application

Table F-9

PUBLIC TRANSIT OPERATOR REPORT: 2011-2014

Transit System Name: Milwaukee County Transit System

I.	2011 Projected Operating Budget	\$	165,509,000	Total Operating Budget
			26,562,000	Total Federal Operating Assistance
			63,725,000	Total State Operating Assistance
			20,777,000	Total Local Operating Assistance
			54,445,000	Total Farebox and Other Revenue

II. 2011 Projected Operation Characteristics:

Basic Transit System:	\$	134,992,000		
			<u>Weekdays</u>	<u>Saturdays</u>
			<u>Sundays</u>	<u>Holidays</u>
Number of Routes		54	31	30
Total Route Miles				
(both directions)		48,357	34,797	27,388
Headway Range.....				
(average)		17-19 min.	19-22 min.	24-28 min.
Vehicle Hours				
(average)		4,119	2,766	2,125
Vehicles in Service.....		375	240	200
Operating Budget	\$	397,900	\$ 267,200	\$ 205,300
(average)				\$ 205,300

III. 2011 Projected Operating Characteristics:

Specialized Service for Elderly and Handicapped:	\$	30,517,000	Total Operating Budget
---	----	------------	------------------------

The Transit Plus Program subsidizes the cost of personal transportation for individuals designated as disabled under the Americans with Disabilities Act. The program is designed to approximate mass transit for individuals who are unable to utilize the fixed-route service of MCTS. Private van and taxi companies are contracted to provide all paratransit service.

No constraints are placed on the nature of trip or number of trips taken. Service hours approximate the hours of fixed-route service. With few exceptions, the service area is Milwaukee County. All trips must originate and terminate within the service area. Milwaukee County subsidizes each one-way trip. The individual taking the trip is required to make an initial co-pay, currently \$3.25. Per ADA, the client co-pay may not exceed twice the standard adult bus fare (currently \$2.25). In 2010, it is estimated that over one million trips will be taken at a total program cost of approximately \$30 million

IV. 2011 Projected Implementation of New or Restructured Transit Services

There are no new or significantly restructured transit services being planned for 2011.

V. 2011 Projected Planning for New or Restructured Transit Services:

During 2011, planning work related to an ongoing transit service review/planning process will be performed. The emphasis of this activity is on measuring the productivity and ridership changes of existing route segments. Work on a five-year Transit Development Program will also continue.

Table F-10**PUBLIC TRANSIT OPERATOR CAPITAL PROJECT JUSTIFICATION: FY 2011-2014**Transit System Name: Milwaukee County Transit System

TIP Project Number	Fiscal Year (FY)	Description	Justification
139	2011 2012	Support, service and maintenance equipment (\$250,000) (\$550,000)	See Attachment A
	2011	Replacement of data processing equipment at the MCTS Administration Facility (\$750,000)	See Attachment B
136	2011 2012	Capitalization of vehicle maintenance costs (\$19,250,000) (\$19,250,000)	FTA allows vehicle maintenance costs to be considered an eligible capital project.
134	2011 2012	Capitalized cost of contracting for paratransit operations (\$2,312,500) (\$2,312,500)	Eligible operating expenses for Milwaukee County's paratransit program.
137	2011 2012 2013	Replacement buses for MCTS (\$2,000,000) (\$2,000,000) (\$2,000,000)	Replacing New Flyer buses purchased in 1996 and 1997.
140	2011 2012 2013	Tire leasing services for MCTS (\$420,000) (\$440,000) (\$460,000)	Annual cost of tire leasing services – proven to be more cost effective than purchasing tires.
143	2011	Replacement of HVAC controls at all MCTS facilities. (\$820,000)	Current units are beyond their useful life and repair parts are becoming obsolete.
145	2011	Replacement of the asphalt parking lot at the MCTS maintenance facility (\$260,000)	The current lot is continually failing and in constant need of repair.
151 150 149	2011	Replacement of A/C units at the fleet maintenance admin. bldg, unit repair, and Fiebrantz (\$250,000) (\$350,000) (\$120,000)	These units are over 20 years old and have reached the end of their useful life.

Attachment A

**Milwaukee County Transit System
Support, Service and Maintenance Equipment**

Coin Counter (\$30,000)

MCTS has two coin counters that were both purchased in 1987. Both have reached the end of their useful life and brake down frequently. MCTS will replace one of the counters and keep the other as an emergency spare.

Salter/Snowplow Trucks – 2 (\$130,000)

The current vehicles, purchased in 1984, have extensive rust and have reached the end of their useful life. Replacement parts are difficult to find due to model age.

Heavy Duty Frame Press (\$14,000)

The current press is over 25 years old and is well beyond its useful life. The press has had two major repairs in the last three years. The hydraulic system has excessive wear, and the hydraulic cylinder continues to leak.

Hot Water Pressure Washer (\$9,000)

The current washer, which is used to clean engines and the underside of buses, is 15 years old and has reached the end of its useful life.

Bus Shelters - 10 (\$65,000)

There are approximately 700 bus shelters in the MCTS service area, many of which are 25 – 30 years old. The oldest shelters will be replaced and spare parts will be salvaged from the replaced shelters.

Attachment B

**Milwaukee County Transit System
Support, Service and Maintenance Equipment**

Maintain/Enhance/Upgrade Voice/Data Systems (\$75,000)

Project includes the replacement of old and non-functioning printers, telephones, keyboards, laptops, monitors, file servers, network switches; and PC hardware and software enhancements.

Personal Computers – 75 (\$65,000)

The PC's to be replaced are at least eight years old and have reached the end of their useful life.

Disk Array (\$70,000)

The current disk array, which provides storage for databases on two servers, was purchased in 2004 and the original supplier will no longer support the product.

Uninterruptible Power Supply (\$125,000)

The current UPS systems for the three MCTS operating stations are between 12 and 15 years old. These systems maintain power to run critical systems in the event of an electrical power disruption.

Scheduling and Daily Operations Software Upgrade (\$423,000)

The current scheduling software is used to produce route schedules, operator assignments and payroll processing. The upgrade will provide greater efficiency in route scheduling and provide greater reporting flexibility for end users.

Table F-11

FINANCIAL CAPACITY ANALYSIS BACKGROUND DATA FOR THE MILWAUKEE COUNTY TRANSIT SYSTEM: 2006-2015

Data Element	Actual/Estimated					Projected				
	2006	2007	2008	2009	2010	2011	2012	2013	2014	2015
Operating Expenses ^a	\$133,391,865	\$136,425,073	\$140,922,393	\$141,753,102	\$145,109,935	\$134,992,460	\$134,992,460	\$134,992,460	\$134,992,460	\$134,992,460
Operating Revenues										
o Passenger Revenue	\$41,038,542	\$42,573,787	\$45,257,369	\$41,202,815	\$45,175,290	\$38,035,900	\$38,035,900	\$38,035,900	\$38,035,900	\$38,035,900
o School District Revenue	\$5,761,414	\$3,460,242	\$3,049,540	\$3,028,954	\$5,088,000	\$3,360,000	\$3,360,000	\$3,360,000	\$3,360,000	\$3,360,000
o Other Revenue	\$46,799,956	\$46,034,029	\$48,306,909	\$44,231,769	\$50,263,290	\$41,395,900	\$41,395,900	\$41,395,900	\$41,395,900	\$41,395,900
Subtotal	\$86,591,909	\$90,391,044	\$92,615,484	\$97,521,333	\$94,846,645	\$93,596,560	\$93,596,560	\$93,596,560	\$93,596,560	\$93,596,560
Operating Assistance										
Sources of Operating Assistance										
o Federal Funds										
1) FTA Section 5307	\$18,492,998	\$18,718,820	\$19,360,292	\$19,538,508	\$20,484,160	\$16,692,800	\$16,692,800	\$16,692,800	\$16,692,800	\$16,692,800
2) FTA Section 3037	\$838,373	\$519,439	\$865,049	\$614,287	\$580,000	\$1,100,000	\$1,100,000	\$1,100,000	\$1,100,000	\$1,100,000
3) CMAQ										
4) Other										
Subtotal	\$19,331,371	\$19,238,259	\$20,225,341	\$20,152,795	\$21,064,160	\$17,792,800	\$17,792,800	\$17,792,800	\$17,792,800	\$17,792,800
o State Funds										
1) WisDOT Section 85.20 (Operating Assistance)	\$49,763,550	\$50,806,000	\$55,407,478	\$56,252,200	\$56,484,000	\$57,227,000	\$57,227,000	\$57,227,000	\$57,227,000	\$57,227,000
2) WisDOT Section 85.24 (TDM)										
3) Other	\$588,623	\$1,039,289	\$1,251,567	\$1,102,069	\$2,017,300	\$840,000	\$840,000	\$840,000	\$840,000	\$840,000
Subtotal	\$50,352,173	\$51,845,289	\$56,659,045	\$57,354,269	\$58,501,300	\$58,067,000	\$58,067,000	\$58,067,000	\$58,067,000	\$58,067,000
o Local Funds										
1) Property Taxes	\$14,382,561	\$18,651,858	\$15,442,859	\$19,878,607	\$15,673,685	\$17,559,260	\$17,559,260	\$17,559,260	\$17,559,260	\$17,559,260
2) Funds from Other Communities	\$37,500	\$37,500	\$37,500	\$37,500	\$37,500	\$37,500	\$37,500	\$37,500	\$37,500	\$37,500
3) Other	\$2,488,304	\$618,138	\$250,742	\$98,162	\$150,000	\$140,000	\$140,000	\$140,000	\$140,000	\$140,000
Subtotal	\$16,908,365	\$19,307,496	\$15,731,101	\$20,014,269	\$15,861,185	\$17,736,760	\$17,736,760	\$17,736,760	\$17,736,760	\$17,736,760
Total	\$86,591,909	\$90,391,044	\$92,615,487	\$97,521,333	\$95,426,645	\$93,596,560	\$93,596,560	\$93,596,560	\$93,596,560	\$93,596,560
Depreciation	\$2,328,771	\$3,024,517	\$3,508,039	\$2,150,946	\$2,299,319	\$2,299,321	\$2,299,320	\$2,299,321	\$2,299,322	\$2,299,323
Capital Project Expenditures										
o Bus Fleet Rehabilitation, Replacement, and Expansion	\$2,520,000				\$33,000,000	\$13,200,000		\$12,300,000		
o Bus Facility Renovation, Replacement, and Expansion			\$900,000	\$1,270,000	\$1,825,000	\$1,500,000		\$1,000,000	\$1,000,000	\$1,000,000
o Fixed Guideway Fleet Rehabilitation and Expansion										
o Fixed Guideway Facility Constructor										
o Other	\$2,600,000	\$1,515,000		\$1,060,000						
Total	\$5,120,000	\$1,515,000	\$900,000	\$2,330,000	\$34,825,000	\$14,700,000		\$13,300,000	\$1,000,000	\$1,000,000
Sources of Capital Project Funding										
o Federal Funds										
1) FTA Section 5307	\$960,000		\$720,000	\$1,864,000	\$1,460,000	\$1,200,000		\$800,000	\$800,000	\$800,000
2) FTA Section 5309	\$2,091,600	\$1,212,000			\$10,500,000	\$2,600,000		\$5,000,000		
3) FTA Section 3037										
4) CMAQ	\$1,120,000									
5) Other					\$16,500,000					
Subtotal	\$4,171,600	\$1,212,000	\$720,000	\$1,864,000	\$28,460,000	\$3,800,000		\$5,800,000	\$800,000	\$800,000
o State Funds										
o Local Funds										
1) Property Taxes	\$948,400	\$303,000	\$180,000	\$466,000	\$6,365,000	\$10,900,000		\$7,500,000	\$200,000	\$200,000
2) Bonding										
3) Other										
Subtotal	\$948,400	\$303,000	\$180,000	\$466,000	\$6,365,000	\$10,900,000		\$7,500,000	\$200,000	\$200,000
Total	\$5,120,000	\$1,515,000	\$900,000	\$2,330,000	\$34,825,000	\$14,700,000		\$13,300,000	\$1,000,000	\$1,000,000

Table F-11 (continued)

Data Element	Actual/Estimated						Projected				
	2006	2007	2008	2009	2010	2011	2012	2013	2014	2015	
Total Operating Assistance and Capital Project Funds											
o Federal	\$23,502,971	\$20,450,259	\$20,945,341	\$22,016,795	\$49,524,160	\$21,592,800	\$17,792,800	\$23,592,800	\$18,592,800	\$18,592,800	
o State	\$50,352,173	\$51,845,289	\$56,659,045	\$57,354,269	\$58,501,300	\$58,067,000	\$58,067,000	\$58,067,000	\$58,067,000	\$58,067,000	
o Local	\$17,856,765	\$19,610,496	\$15,911,101	\$20,480,269	\$22,226,185	\$28,636,760	\$17,736,760	\$25,236,760	\$17,936,760	\$17,936,760	
Total	\$91,711,909	\$91,906,044	\$93,515,487	\$99,851,333	\$130,251,645	\$108,296,560	\$93,596,560	\$106,896,560	\$94,596,560	\$94,596,560	
Non-Financial Operating Data											
o Revenue Passengers	46,627,247	42,531,691	43,165,472	39,405,363	40,175,860	36,244,100	36,244,100	36,244,100	36,244,100	36,244,100	
o Unlinked Passenger Trips	47,946,594	45,484,084	50,689,603	46,767,776	47,818,879	43,015,552	43,015,552	43,015,552	43,015,552	43,015,552	
o Passenger Miles	131,028,000	129,172,613	152,508,644	140,160,585	142,901,879	128,918,933	128,918,933	128,918,933	128,918,933	128,918,933	
o Revenue Vehicle Miles	18,934,841	18,494,513	18,098,521	17,958,867	17,841,677	15,656,867	15,656,867	15,656,867	15,656,867	15,656,867	
o Revenue Vehicle Hours	1,419,603	1,376,762	1,345,685	1,346,998	1,327,483	1,173,050	1,173,050	1,173,050	1,173,050	1,173,050	
o Buses Operated in Peak Service	431	431	392	394	343	286	286	286	286	286	
o Buses in Active Fleet	483	483	483	483	483	337	337	337	337	337	
o Total Employees	1,200	1,139	1,122	1,144	1,101	1,100	1,100	1,100	1,100	1,100	

^a Excluding depreciation.

Source: Milwaukee County Department of Public Works and SEWRPC.

Table F-12
 CHANGE IN BASIC FINANCIAL CAPACITY ANALYSIS INDICATORS FOR THE MILWAUKEE COUNTY TRANSIT SYSTEM: 2006-2015

Data Element	Actual/Estimated						Projected				
	2006	2007	2008	2009	2010	2011	2012	2013	2014	2015	
Operating Expenses ^a											
o Change in Total Operating Expenses											
1) Absolute Amount	\$5,936,337	\$3,033,208	\$4,497,320	\$830,709	\$3,356,833	-\$10,117,475	--	--	--	--	
2) Percentage Change	4.7	2.3	3.3	0.6	2.4	-7.0	--	--	--	--	
o Total Cost per Revenue Vehicle Mile											
1) Absolute Amount	\$7.04	\$7.38	\$7.79	\$7.89	\$8.13	\$8.62	\$8.62	\$8.62	\$8.62	\$8.62	
2) Percentage Change	6.5	4.8	5.6	1.4	3.0	6.0	--	--	--	--	
o Cost per Revenue Vehicle Hour											
1) Absolute Amount	\$93.96	\$99.09	\$104.72	\$105.24	\$109.31	\$115.08	\$115.08	\$115.08	\$115.08	\$115.08	
2) Percentage Change	5.7	5.5	5.7	0.5	3.9	5.3	--	--	--	--	
o Cost per Revenue Passenger											
1) Absolute Amount	\$2.86	\$3.21	\$3.26	\$3.60	\$3.61	\$3.72	\$3.72	\$3.72	\$3.72	\$3.72	
2) Percentage Change	6.5	12.2	1.8	10.2	0.4	3.1	--	--	--	--	
o Cost per Passenger Mile											
1) Absolute Amount	\$1.02	\$1.06	\$0.92	\$1.01	\$1.02	\$1.05	\$1.05	\$1.05	\$1.05	\$1.05	
2) Percentage Change	7.7	3.5	-12.5	9.5	0.4	3.1	--	--	--	--	
Operating Revenues											
o Percentage Change in											
1) Passenger Revenue	6.7	3.7	6.3	-9.0	9.6	-15.8	--	--	--	--	
2) Total Revenue	11.0	-1.6	4.9	-8.4	13.6	-17.6	--	--	--	--	
o Average Revenue per Revenue Passenger											
1) Absolute Amount	\$1.00	\$1.08	\$1.12	\$1.12	\$1.25	\$1.14	\$1.14	\$1.14	\$1.14	\$1.14	
2) Percentage Change	13.0	8.2	3.4	0.3	11.5	-8.7	--	--	--	--	
o Percent of Operating Expenses Recovered from Operating Revenues											
1) Absolute Amount	35.1	33.7	34.3	31.2	34.6	30.7	30.7	30.7	30.7	30.7	
2) Percentage Change	6.0	-3.9	1.6	-9.0	11.0	-11.5	--	--	--	--	
Operating Assistance Funds											
o Change in Total Operating Assistance											
1) Absolute Amount	\$1,307,010	\$3,799,135	\$2,224,440	\$4,905,849	-\$2,674,688	-\$1,250,085	--	--	--	--	
2) Percentage Change	1.5	4.4	2.5	5.3	-2.7	-1.3	--	--	--	--	
o Operating Assistance per Revenue Passenger											
1) Absolute Amount	\$1.86	\$2.13	\$2.15	\$2.47	\$2.36	\$2.58	\$2.58	\$2.58	\$2.58	\$2.58	
2) Percentage Change	3.3	14.3	1.0	15.3	-4.6	9.4	--	--	--	--	
o Operating Assistance per Passenger Mile											
1) Absolute Amount	\$0.66	\$0.70	\$0.61	\$0.70	\$0.66	\$0.73	\$0.73	\$0.73	\$0.73	\$0.73	
2) Percentage Change	4.5	6.0	-13.2	14.6	-4.6	9.4	--	--	--	--	
o Percentage Change in											
1) Federal Operating Assistance Funds	-7.8	-0.5	5.1	-0.4	4.5	-15.5	--	--	--	--	
2) State Operating Assistance Funds	4.6	3.0	9.3	1.2	2.0	-0.7	--	--	--	--	
3) Local Operating Assistance Funds	4.5	14.2	-18.5	27.2	-20.8	11.8	--	--	--	--	
Capital Expenditures and Assistance Funds											
o Change in Total Capital Expenditures											
1) Absolute Amount	-\$180,000	-\$3,605,000	-\$615,000	\$1,430,000	\$32,495,000	-\$20,125,000	-\$14,700,000	\$13,300,000	-\$12,300,000	--	
2) Percentage Change	-3.4	-70.4	-40.6	158.9	1,394.6	-57.8	-100.0	--	-92.5	--	
o Percentage Change in											
1) Federal Capital Assistance Funds	-4.5	-70.9	-40.6	158.9	1,426.8	-86.6	-100.0	--	-86.2	--	
2) State Capital Assistance Funds	--	--	--	--	--	--	--	--	--	--	
3) Local Capital Assistance Funds	1.5	-68.1	-40.6	158.9	1,265.9	71.2	-100.0	--	-97.3	--	

Table F-12 (continued)

Data Element	Actual/Estimated						Projected			
	2006	2007	2008	2009	2010	2011	2012	2013	2014	2015
Total Operating and Capital Assistance Funds										
o Change in Total Assistance	1,127,010	194,135	1,609,443	6,335,846	30,400,312	-21,955,085	-14,700,000	13,300,000	-12,300,000	--
1) Absolute Amount	1.2	0.2	1.8	6.8	30.4	-16.9	-13.6	14.2	-11.5	--
2) Percentage Change	-7.2	-13.0	2.4	5.1	124.9	-56.4	-17.6	32.6	-21.2	--
o Percentage Change in	4.6	3.0	9.3	1.2	2.0	-0.7	--	--	--	--
1) Federal Assistance	4.4	3.0	9.3	1.2	2.0	-0.7	--	--	--	--
2) State Assistance	7.3	9.8	-18.9	28.7	8.5	28.8	-38.1	42.3	-28.9	--
3) Local Assistance										
Non-Financial Operating Data										
o Change in Revenue Passengers										
1) Absolute Amount	-830,170	-4,095,556	633,781	-3,760,109	770,497	-3,931,760	--	--	--	--
2) Percentage Change	-1.7	-8.8	1.5	-8.7	2.0	-9.8	--	--	--	--
o Change in Revenue Vehicle Miles										
1) Absolute Amount	-332,635	-440,328	-395,992	-139,654	-117,190	-2,184,810	--	--	--	--
2) Percentage Change	-1.7	-2.3	-2.1	-0.8	-0.7	-12.2	--	--	--	--
o Change in Revenue Vehicle Hours										
1) Absolute Amount	-13,920	-42,841	-31,077	1,313	-19,515	-154,433	--	--	--	--
2) Percentage Change	-1.0	-3.0	-2.3	0.1	-1.4	-11.6	--	--	--	--
o Change in Buses in Active Fleet										
1) Absolute Amount	7	--	--	--	--	-146	--	--	--	--
2) Percentage Change	1.5	--	--	--	--	-30.2	--	--	--	--
o Change in Total Employees										
1) Absolute Amount	-35	-61	-17	22	-43	-1	--	--	--	--
2) Percentage Change	-2.8	-5.1	-1.5	2.0	-3.8	-0.1	--	--	--	--

^a Excluding depreciation.

Source: Milwaukee County Department of Public Works and SEWRPC.

Table F-13

PUBLIC TRANSIT OPERATOR REPORT: 2011-2014

Transit System Name: Ozaukee County Transit System

I.	2011 Projected Operating Budget	\$	2,701,644	Total Operating Budget
			223,365	Total Federal Operating Assistance
			1,136,807	Total State Operating Assistance
			864,284	Total Local Operating Assistance
			477,188	Total Farebox and Other Revenue

II. 2011 Projected Operation Characteristics:

Basic Transit System: Bus	\$	1,215,739		
			<u>Weekdays</u>	<u>Saturdays</u>
			<u>Sundays</u>	<u>Holidays</u>
Number of Routes		22		
Total Route Miles		41		
(both directions)				
Headway Range.....		N/A		
(average)				
Vehicle Hours		35		
(average)				
Vehicles in Service		5		
Operating Budget	\$	4,749	\$	\$
(average)				

III. 2011 Projected Operation Characteristics:

Basic Transit System: Taxi	\$			
			<u>Weekdays</u>	<u>Saturdays</u>
			<u>Sundays</u>	<u>Holidays</u>
Vehicle Miles		3,101	891	238
(average)				
Vehicle Hours		170	36	18
(average)				
Vehicles in Service		20	10	4
Operating Budget	\$	4,411	\$ 4,661	\$ 2,330
(average)				

IV. 2011 Projected Operating Characteristics:

Specialized Service for Elderly and Handicapped:	\$	1,485,905	Total Operating Budget
---	----	-----------	------------------------

Table F-13 (continued)

Our Shared-Ride Taxi that is open to the public is also our Specialized Service for Elderly and Handicapped. Average daily ridership is 200 per day.

Hours of Operation:

Monday — Friday 6:00 AM — 9:00 PM

Saturday 8:30 AM — 6:00 PM

Sunday 8:00 AM — 12 Noon

Taxi Fares:

Fares are based upon a one-way trip. Prepaid punch cards available upon request.

	1 Zone:	2 Zones:	3 Zones:	4 Zones:
Adult:	\$2.75	\$3.75	\$5.25	\$6.50
Students:	\$2.50	\$3.50	\$4.50	\$5.75
Seniors/Disabled:	\$2.25	\$3.25	\$4.00	\$5.25

One child age 5 and under rides FREE when accompanied by an adult. Any additional children ride at the student rate.

V. 2011 Projected Implementation of New or Restructured Transit Services:

N/A

VI. 2011 Projected Planning for New or Restructured Transit Services:

N/A

Table F-14**PUBLIC TRANSIT OPERATOR CAPITAL PROJECT JUSTIFICATION: FY 2011-2014**Transit System Name: Ozaukee County Transit System

TIP Project Number	Fiscal Year (FY)	Description	Justification
	2011 2012 2013 2014	Capital Cost of Maintenance for the Ozaukee County Express Bus and Shared-Ride Taxi (\$265,700) (\$279,000) (\$293,000) (\$307,000)	Maintenance costs for Ozaukee County Bus Operations and Shared Ride Taxi Program.
	2011	Automated Vehicle Annunciators for Ozaukee Express Buses (\$20,000)	The AVA's will include audio and visual location-based announcements inside the vehicle that consist of the next bus stop, the connecting route, the cross street, major landmarks, and an occasional customer service announcement. It will also make audio announcements outside the vehicle at the bus stop that describes the route. It will be ADA compliant.
	2011	Electronic Farebox for our five Express buses for the Ozaukee County Express (\$75,000)	OCTS will install electronic fareboxes in all five of our commuter buses. Farebox will accept cash, magnetic swipe cards, and/or RFID chip cards. Electronic farebox will county ever passenger boarding without any manual counts from operators.
	2011 2012 2013 2014	Provision of Countywide Specialized Demand-Responsive Transportation Services for Elderly & Disabled People and out of county transportation for the elderly and disabled (Sec. 85.21) (\$220,700) (\$225,500) (\$230,400) (\$235,400)	Project helps fund our Shared-Ride Taxi Service that provides 70% of its 70,000 plus rides each year to elderly & disabled.
326	2011 2012 2013 2014	Operating Assistance for Ozaukee County Express Bus and Shared-Ride Taxi (\$2,490,700) (\$2,565,400) (\$2,642,400) (\$2,721,700)	OCTS operates its Express Bus as a commuter service between Ozaukee County and downtown Milwaukee. Shared-Ride Taxi Service operates in all of Ozaukee County and provides rides to the general public.

Table F-14 (continued)

	2011 2012 2013 2014	Purchase of replacement vehicles for the Ozaukee County Shared-Ride Taxi Program (\$273,000) (\$248,500) (\$273,000) (\$248,500)	Cycling in of new taxis each year to our inventory.
	2011	Office equipment for Ozaukee County Transit Services new building for vehicle storage and office facility (\$60,000)	Office equipment needed to furnish new building.
	2011	Local Marketing of Ozaukee County Transit Services using CMAQ marketing funds (\$17,500)	

Table F-15

FINANCIAL CAPACITY ANALYSIS BACKGROUND DATA FOR THE OZAUKEE COUNTY TRANSIT SYSTEM: 2006-2015

Data Element	Actual/Estimated							Projected				
	2006	2007	2008	2009	2010	2011	2012	2013	2014	2015		
Operating Expenses ^a	\$1,860,963	\$2,373,609	\$2,704,574	\$2,502,115	\$2,869,280	\$3,098,822	\$3,346,728	\$3,614,466	\$3,903,624	\$4,215,914		
Operating Revenues												
o Passenger Revenue	\$422,524	\$426,113	\$473,611	\$438,818	\$457,000	\$466,140	\$475,463	\$484,972	\$494,671	\$504,565		
o School District Revenue	--	--	--	--	--	--	--	--	--	--		
o Other Revenue	--	--	--	--	--	--	--	--	--	--		
Subtotal	\$422,524	\$426,113	\$473,611	\$438,818	\$457,000	\$466,140	\$475,463	\$484,972	\$494,671	\$504,565		
Operating Assistance	\$1,438,439	\$1,947,496	\$2,230,963	\$2,063,297	\$2,412,280	\$2,632,682	\$2,871,265	\$3,129,494	\$3,408,952	\$3,711,349		
Sources of Operating Assistance												
o Federal Funds												
1) FTA Section 5307	--	\$294,666	\$158,860	\$197,860	\$256,800	\$279,912	\$305,104	\$332,563	\$362,494	\$395,119		
2) FTA Section 3037	--	--	--	--	--	--	--	--	--	--		
3) CMAQ	\$40,286	\$65,619	\$86,468	\$54,141	\$75,400	\$33,000	\$33,000	\$33,000	\$33,000	\$33,000		
4) Other	--	--	--	--	--	--	--	--	--	--		
Subtotal	\$40,286	\$360,285	\$245,328	\$252,001	\$332,200	\$312,912	\$338,104	\$365,563	\$395,494	\$428,119		
o State Funds												
1) WisDOT Section 85.20 (Operating Assistance)	\$1,100,958	\$1,003,568	\$1,106,845	\$934,517	\$1,082,672	\$1,263,688	\$1,378,207	\$1,502,157	\$1,636,297	\$1,781,447		
2) WisDOT Section 85.24 (TDM)	--	--	--	--	--	--	--	--	--	--		
3) Other	\$114,929	\$168,100	\$171,570	\$168,773	\$179,961	\$182,840	\$185,766	\$188,738	\$191,758	\$194,826		
Subtotal	\$1,215,887	\$1,171,668	\$1,278,415	\$1,103,290	\$1,262,633	\$1,446,528	\$1,563,973	\$1,690,895	\$1,828,055	\$1,976,273		
o Local Funds												
1) Property Taxes	\$122,190	\$260,312	\$546,232	\$675,163	\$817,447	\$873,242	\$969,188	\$1,073,036	\$1,185,403	\$1,306,957		
2) Funds from Other Communities	\$60,076	\$155,231	\$160,988	\$32,843	--	--	--	--	--	--		
3) Other	\$182,266	\$415,543	\$707,220	\$708,006	\$817,447	\$873,242	\$969,188	\$1,073,036	\$1,185,403	\$1,306,957		
Subtotal	\$1,438,439	\$1,947,496	\$2,230,963	\$2,063,297	\$2,412,280	\$2,632,682	\$2,871,265	\$3,129,494	\$3,408,952	\$3,711,349		
Total	--	\$534,236	\$753,747	\$1,031,244	\$1,088,431	\$1,125,000	\$824,675	\$956,574	\$1,032,974	\$1,113,200		
Depreciation												
Capital Project Expenditures												
o Bus Fleet Rehabilitation, Replacement, and Expansion	--	\$93,014	\$104,215	\$241,458	\$260,000	\$273,000	\$248,500	\$273,000	\$248,500	\$273,000		
o Bus Facility Renovation, Replacement, and Expansion	--	--	--	--	--	--	--	--	--	--		
o Fixed Guideway Fleet Rehabilitation and Expansion	--	--	--	--	--	--	--	--	--	--		
o Fixed Guideway Facility Constructor	--	--	--	--	--	--	--	--	--	--		
o Other	--	\$115,468	--	\$18,700	--	--	--	--	--	--		
Total	--	\$208,482	\$104,215	\$260,158	\$260,000	\$273,000	\$248,500	\$273,000	\$248,500	\$273,000		
Sources of Capital Project Funding												
o Federal Funds												
1) FTA Section 5307	--	\$168,513	\$66,698	\$231,492	\$1,553,457	\$218,400	\$198,800	\$218,400	\$198,800	\$218,400		
2) FTA Section 5309	--	--	--	--	--	--	--	--	--	--		
3) FTA Section 3037	--	--	--	--	--	--	--	--	--	--		
4) CMAQ	--	--	--	--	--	--	--	--	--	--		
5) Other	--	\$168,513	\$66,698	\$231,492	\$1,553,457	\$218,400	\$198,800	\$218,400	\$198,800	\$218,400		
Subtotal	--	\$168,513	\$66,698	\$231,492	\$1,553,457	\$218,400	\$198,800	\$218,400	\$198,800	\$218,400		
o State Funds												
o Local Funds												
1) Property Taxes	--	\$39,969	\$37,517	\$28,666	\$406,543	\$54,600	\$49,700	\$54,600	\$49,700	\$54,600		
2) Bonding	--	--	--	--	--	--	--	--	--	--		
3) Other	--	--	--	--	--	--	--	--	--	--		
Subtotal	--	\$39,969	\$37,517	\$28,666	\$406,543	\$54,600	\$49,700	\$54,600	\$49,700	\$54,600		
Total	--	\$208,482	\$104,215	\$260,158	\$1,960,000	\$273,000	\$248,500	\$273,000	\$248,500	\$273,000		

Table F-15 (continued)

Data Element	Actual/Estimated						Projected						
	2006	2007	2008	2009	2010	2011	2012	2013	2014	2015			
Total Operating Assistance and Capital Project Funds													
o Federal	\$40,286	\$528,798	\$312,026	\$483,493	\$1,885,657	\$531,312	\$536,904	\$583,963	\$594,294	\$646,519			
o State	\$1,215,887	\$1,171,668	\$1,278,415	\$1,103,290	\$1,262,633	\$1,446,528	\$1,563,973	\$1,690,895	\$1,828,055	\$1,976,273			
o Local	\$182,266	\$455,512	\$744,737	\$736,672	\$1,223,990	\$927,842	\$1,018,888	\$1,127,636	\$1,235,103	\$1,361,557			
Total	\$1,438,439	\$2,155,978	\$2,335,178	\$2,323,455	\$4,372,280	\$2,905,682	\$3,119,765	\$3,402,494	\$3,657,452	\$3,984,349			
Non-Financial Operating Data													
o Revenue Passengers	\$189,600	\$187,000	\$201,900	\$182,700	N/A	N/A	N/A	N/A	N/A	N/A			
o Unlinked Passenger Trips	\$189,600	\$187,000	\$201,900	\$182,700	N/A	N/A	N/A	N/A	N/A	N/A			
o Passenger Miles	\$2,981,082	\$3,044,053	\$3,365,495	\$2,762,144	N/A	N/A	N/A	N/A	N/A	N/A			
o Revenue Vehicle Miles	\$946,300	\$990,800	\$1,041,700	\$858,500	N/A	N/A	N/A	N/A	N/A	N/A			
o Revenue Vehicle Hours	\$47,000	\$49,500	\$52,400	\$53,000	N/A	N/A	N/A	N/A	N/A	N/A			
o Buses Operated in Peak Service	\$23	\$25	\$29	\$25	N/A	N/A	N/A	N/A	N/A	N/A			
o Buses in Active Fleet	\$25	\$25	\$30	\$32	N/A	N/A	N/A	N/A	N/A	N/A			
o Total Employees	N/A	N/A	N/A	N/A	N/A	N/A	N/A	N/A	N/A	N/A			

^a Excluding depreciation.

Note: N/A indicates data was not available at time of publication of the 2009-2012 Transportation Improvement Program for Southeastern Wisconsin and will be provided by transit operator with grant application.

Source: City of Racine, Department of Transportation and SEWRPC.

Table F-16 (continued)

Data Element	Actual/Estimated						Projected			
	2006	2007	2008	2009	2010	2011	2012	2013	2014	2015
Total Operating and Capital Assistance Funds										
o Change in Total Assistance	--	717,539	179,200	-11,723	2,048,825	-1,466,598	214,083	282,729	254,958	326,896
1) Absolute Amount	--	49.9	8.3	-0.5	88.2	-33.5	7.4	9.1	7.5	8.9
2) Percentage Change	--									
o Percentage Change in										
1) Federal Assistance	--	1,212.6	-41.0	55.0	290.0	-71.8	1.1	8.8	1.8	8.8
2) State Assistance	--	-3.6	9.1	-13.7	14.4	14.6	8.1	8.1	8.1	8.1
3) Local Assistance	--	149.9	63.5	-1.1	66.2	-24.2	9.8	10.7	9.5	10.2
Non-Financial Operating Data										
o Change in Revenue Passengers	--	-2,600	14,900	-19,200	N/A	N/A	N/A	N/A	N/A	N/A
1) Absolute Amount	--	-1.4	8.0	-9.5	N/A	N/A	N/A	N/A	N/A	N/A
2) Percentage Change	--									
o Change in Revenue Vehicle Miles	--	44,500	50,900	-183,200	N/A	N/A	N/A	N/A	N/A	N/A
1) Absolute Amount	--	4.7	5.1	-17.6	N/A	N/A	N/A	N/A	N/A	N/A
2) Percentage Change	--									
o Change in Revenue Vehicle Hours	--	2,500	2,900	600	N/A	N/A	N/A	N/A	N/A	N/A
1) Absolute Amount	--	5.3	5.9	1.1	N/A	N/A	N/A	N/A	N/A	N/A
2) Percentage Change	--									
o Change in Buses in Active Fleet	--	--	5	2	N/A	N/A	N/A	N/A	N/A	N/A
1) Absolute Amount	--	--	20.0	6.7	N/A	N/A	N/A	N/A	N/A	N/A
2) Percentage Change	--									
o Change in Total Employees	--	N/A	N/A	N/A	N/A	N/A	N/A	N/A	N/A	N/A
1) Absolute Amount	--									
2) Percentage Change	--									

^a Excluding depreciation.

Note: N/A indicates data was not available at time of publication of the 2009-2012 Transportation Improvement Program for Southeastern Wisconsin and will be provided by transit operator with grant application.

Source: City of Racine, Department of Transportation and SEWRPC.

Table F-17

PUBLIC TRANSIT OPERATOR REPORT: 2011-2014

Transit System Name: Belle Urban System – City of Racine

I.	2011 Projected Operating Budget	\$	7,449,900	Total Operating Budget
			2,473,000	Total Federal Operating Assistance
			1,990,000	Total State Operating Assistance
			1,361,200	Total Local Operating Assistance
			1,625,700	Total Farebox and Other Revenue

II. 2011 Projected Operation Characteristics:

Basic Transit System:	\$	6,791,300		
			<u>Weekdays</u>	<u>Saturdays</u>
			<u>Sundays</u>	<u>Holidays</u>
Number of Routes		9	7	5
Total Route Miles				
(both directions)		998,678.4	143,125.4	62,868.0
Headway Range.....				
(average)		45,076.5	5,733.6	3,276.0
Vehicle Hours				
(average)		68,850.0	10,704.3	3,686.0
Vehicles in Service		28	13	8
Operating Budget	\$	5,616,405	\$ 876,078	\$ 298,817
(average)				\$

III. 2011 Projected Operating Characteristics:

Specialized Service for Elderly and Handicapped:	\$	658,600	Total Operating Budget	\$7,449,900
---	----	---------	------------------------	-------------

Table F-17 (continued)

- 1. Fixed Route Service:** A timetable is included in the RFP documentation. A summary of the service provided is as follows:
- A. Weekday Service: Nine (9) routes with approximately 69,000 annual hours of service:
 - 1. Six (6) Routes - 5:30 am to 12:30 pm
 - 2. Three (3) Routes - 5:30 am to 6:30 pm
 - 3. Peak Bus Requirement: 28 buses
 - 4. Daily Revenue Hours: Approximately 270 hours
 - 5. Daily Route Miles: 3,706 miles
 - B. Saturday Service: Seven (7) routes with approximately 10,700 annual hours of service:
 - 1. Six (6) Routes – 5:30 am to 10:30 pm
 - 2. One (1) Route – 5:30 am to 6:30 pm
 - 3. Peak Bus Requirements: 13 buses
 - 4. Daily Revenue Hours: Approximately 197 hours
 - 5. Daily Route Miles: 2,071 miles
 - C. Sunday Service: Five (5) routes with approximately 3,700 annual hours of service:
 - 1. All routes 9:30 am to 7:00 pm
 - 2. Peak Bus Requirements: 8 buses
 - 3. Daily Revenue Hours: Approximately 74 hours
 - 4. Daily Route Miles: 826 miles
 - D. Trolley Bus: Summer Only – Part-time downtown circulator
 - 1. Tuesday through Sunday service
 - 2. Approx. 720 scheduled hours for the summer
 - 3. Peak Bus Requirement: One (1) bus
 - E. School Tripper Routes – Six (6) routes
 - 1. Daily Revenue Hours: 21 hours
 - 2. Daily Revenue Miles: 187 miles
 - 3. Peak Bus Requirement: 6 buses
- 2. Demand-Responsive Service** - This service is provided in accordance the Americans with Disabilities Act and is operated during the hours scheduled for fixed route services. Rider certification, scheduling, and dispatching of trips will be handled by the Contractor

IV. 2011 Projected Implementation of New or Restructured Transit Services

N/A

V. 2011 Projected Planning for New or Restructured Transit Services:

N/A

Table F-18**PUBLIC TRANSIT OPERATOR CAPITAL PROJECT JUSTIFICATION: FY 2011-2014**Transit System Name: Belle Urban System – City of Racine

TIP Project Number	Fiscal Year (FY)	Description	Justification
	2014	Replace Supervisory Van (\$90,000)	Replace Van purchased in 1993. Van will exceed its useful life by 2014
	2011	Replace Asphalt Paving (\$800,000)	Replace Asphalt Paving that is beyond 20 years old and is currently failing. City has patched several times and the asphalt continues to fail.
	2011	Purchase low floor buses-3 Each year for a total of 12 (only 2 in 2011) (\$1,600,000)	City purchased 12 buses in 1997. This will get the City back on a regular more consistent replacement schedule. Nova buses are currently failing and have exceeded their useful lives.
	2012	Purchase low floor buses-3 Each year for a total of 12 (\$2,400,000)	City purchased 12 buses in 1997. This will get the City back on a regular more consistent replacement schedule. Nova buses are currently failing and have exceeded their useful lives.
	2013	Purchase low floor buses-3 Each year for a total of 12 (\$2,480,000)	City purchased 12 buses in 1997. This will get the City back on a regular more consistent replacement schedule. Nova buses are currently failing and have exceeded their useful lives.
	2014	Purchase low floor buses-3 Each year for a total of 12 (\$2,520,000)	City purchased 12 buses in 1997. This will get the City back on a regular more consistent replacement schedule. Nova buses are currently failing and have exceeded their useful lives.
	2013	Replace camera's on buses/paratransit and upgrade software (\$220,000)	Current camera's are outdated and need to be replaced to ensure the safety and security of the drivers and the riders.
	2011	Purchase 2 Replica Trolley Style Buses to Replace 1991 Buses (\$1,320,000)	Trolley's were purchased in 1991 and have exceeded their useful lives. They continue to require a lot of maintenance and need to be replaced.
	2011	Purchase of Replacement portable steam cleaner (\$30,000)	Replaces 2002 purchased model and item is scheduled for routine replacement
	2012	Replacement of Bus Fueling System (\$280,000)	Replace a portion of the fueling system that is aging and has the potential for failure.
	2011	Replacement of Maintenance and Service Equipment (\$210,000)	Replace various small pieces of required equipment within the garage

Table F-18 (continued)

	2012	Maintenance and Service Garage Improvements (\$300,000)	Update Transit Center Security Alarms and Cameras to ensure the safety and security of the drivers and the passengers.
	2013	Purchase Maintenance Area Vacuum System (\$180,000)	Purchase vacuum system to assist in the maintenance of the new vehicles.
	2014	Purchase scheduling software (\$320,000)	To improve the efficiency of the operations of the bus system.

Table F-19
 FINANCIAL CAPACITY ANALYSIS BACKGROUND DATA FOR BELLE URBAN SYSTEM - CITY OF RACINE: 2006-2015

Data Element	Actual/Estimated							Projected				
	2006	2007	2008	2009	2010	2011	2012	2013	2014	2015		
Operating Expenses ^a	\$6,667,533	\$6,976,908	\$7,584,108	\$7,066,746	\$7,284,752	\$7,219,900	\$7,364,298	\$7,511,584	\$7,661,816	\$7,815,052		
Operating Revenues												
o Passenger Revenue	\$923,871	\$1,117,316	\$1,126,692	\$1,103,796	\$1,141,655	\$1,030,000	\$1,050,800	\$1,071,612	\$1,093,044	\$1,114,905		
o School District Revenue	\$235,839	\$239,542	\$256,111	\$292,945	\$275,000	\$290,000	\$295,800	\$301,716	\$307,750	\$313,905		
o Other Revenue	\$23,617	\$25,751	\$61,568	\$8,846	\$2,010	\$700	\$714	\$728	\$743	\$758		
Subtotal	\$1,183,327	\$1,382,609	\$1,444,371	\$1,405,587	\$1,418,665	\$1,320,700	\$1,347,114	\$1,374,056	\$1,401,537	\$1,429,568		
Operating Assistance	\$5,484,206	\$5,594,299	\$6,139,737	\$5,661,159	\$5,866,087	\$5,899,200	\$6,017,184	\$6,137,528	\$6,260,278	\$6,385,484		
Sources of Operating Assistance												
o Federal Funds												
1) FTA Section 5307	\$2,183,532	\$2,183,547	\$2,111,095	\$2,416,441	\$2,472,545	\$2,473,000	\$2,522,460	\$2,572,909	\$2,624,367	\$2,676,855		
2) FTA Section 3037												
3) CMAQ	\$32,982	\$75,731	\$74,265	\$85,385	\$76,000	\$75,000	\$76,500	\$78,030	\$79,591	\$81,182		
4) Other												
Subtotal	\$2,216,514	\$2,259,278	\$2,185,360	\$2,501,826	\$2,548,545	\$2,548,000	\$2,598,960	\$2,650,939	\$2,703,958	\$2,758,037		
o State Funds												
1) WisDOT Section 85.20 (Operating Assistance)	\$1,769,373	\$1,753,242	\$1,937,691	\$1,850,522	\$1,989,153	\$1,990,000	\$2,029,800	\$2,070,396	\$2,111,804	\$2,154,040		
2) WisDOT Section 85.24 (TDM)												
3) Other												
Subtotal	\$1,769,373	\$1,753,242	\$1,937,691	\$1,850,522	\$1,989,153	\$1,990,000	\$2,029,800	\$2,070,396	\$2,111,804	\$2,154,040		
o Local Funds												
1) Property Taxes	\$1,086,535	\$1,084,482	\$1,097,445	\$1,103,409	\$1,096,413	\$1,100,000	\$1,122,000	\$1,144,440	\$1,167,329	\$1,190,675		
2) Funds from Other Communities	\$277,893	\$312,679	\$448,660	\$354,382	\$267,200	\$261,200	\$266,424	\$271,752	\$277,188	\$282,731		
3) Other	\$18,651	\$7,998	\$1,450	\$480								
Subtotal	\$1,383,079	\$1,404,959	\$1,547,555	\$1,458,271	\$1,363,613	\$1,361,200	\$1,388,424	\$1,416,192	\$1,444,516	\$1,473,407		
Total	\$5,368,966	\$5,417,479	\$5,670,606	\$5,810,619	\$5,901,311	\$5,899,200	\$6,017,184	\$6,137,528	\$6,260,278	\$6,385,484		
Depreciation	\$1,145,224	\$534,236	\$753,747	\$1,031,244	\$1,088,431	\$1,125,000	\$824,675	\$956,574	\$1,032,974	\$1,113,200		
Capital Project Expenditures												
o Bus Fleet Rehabilitation, Replacement, and Expansion	\$246,091	\$44,490	\$125,031	\$1,521,861		\$2,000,000	\$1,200,000	\$1,350,000	\$1,260,000	\$1,250,000		
o Bus Facility Renovation, Replacement, and Expansion	\$358,201	\$320,113	\$551,704	\$21,198			\$290,000	\$240,000				
o Fixed Guideway Fleet Rehabilitation and Expansion												
o Fixed Guideway Facility Constructor												
o Other	\$37,215				\$420,000	\$400,000			\$205,000	\$100,000		
Total	\$641,507	\$364,603	\$676,735	\$1,543,059	\$420,000	\$2,400,000	\$1,490,000	\$1,590,000	\$1,465,000	\$1,350,000		
Sources of Capital Project Funding												
o Federal Funds												
1) FTA Section 5307												
2) FTA Section 5309	\$507,157	\$276,405	\$541,388	\$1,243,039	\$400,000	\$2,248,250	\$1,192,000	\$1,272,000	\$1,172,000	\$1,080,000		
3) FTA Section 3037												
4) CMAQ												
5) Other												
Subtotal	\$507,157	\$276,405	\$541,388	\$1,243,039	\$400,000	\$2,248,250	\$1,192,000	\$1,272,000	\$1,172,000	\$1,080,000		
o State Funds												
o Local Funds												
1) Property Taxes	\$134,350	\$72,099	\$135,347	\$300,020	\$20,000	\$151,750	\$298,000	\$318,000	\$293,000	\$270,000		
2) Bonding												
3) Other												
Subtotal	\$134,350	\$88,198	\$135,347	\$300,020	\$20,000	\$151,750	\$298,000	\$318,000	\$293,000	\$270,000		
Total	\$641,507	\$364,603	\$676,735	\$1,543,059	\$420,000	\$2,400,000	\$1,490,000	\$1,590,000	\$1,465,000	\$1,350,000		

Table F-19 (continued)

Data Element	Actual/Estimated						Projected				
	2006	2007	2008	2009	2010	2011	2012	2013	2014	2015	
Total Operating Assistance and Capital Project Funds											
o Federal	\$2,723,671	\$2,535,683	\$2,726,748	\$3,744,865	\$2,948,545	\$4,796,250	\$3,790,960	\$3,922,939	\$3,875,958	\$3,838,037	
o State	\$1,769,373	\$1,753,242	\$1,937,691	\$1,850,522	\$1,989,153	\$1,990,000	\$2,029,800	\$2,070,396	\$2,111,804	\$2,154,040	
o Local	\$1,517,429	\$1,493,157	\$1,682,902	\$1,758,291	\$1,383,613	\$1,512,950	\$1,686,424	\$1,734,192	\$1,737,516	\$1,743,407	
Total	\$6,010,473	\$5,782,082	\$6,347,341	\$7,353,678	\$6,321,311	\$8,299,200	\$7,507,184	\$7,727,528	\$7,725,278	\$7,735,484	
Non-Financial Operating Data											
o Revenue Passengers	\$1,150,363	\$1,160,489	\$1,234,584	\$1,212,936	\$1,261,453	\$1,286,683	\$1,312,416	\$1,338,664	\$1,365,438	\$1,392,747	
o Unlinked Passenger Trips	\$1,519,468	\$1,458,669	\$1,488,076	\$1,384,411	\$1,439,787	\$1,468,583	\$1,497,955	\$1,527,914	\$1,558,472	\$1,589,642	
o Passenger Miles	\$5,370,830	\$5,159,096	\$5,280,266	\$4,914,659	\$5,111,245	\$5,213,470	\$5,317,740	\$5,424,094	\$5,532,576	\$5,643,228	
o Revenue Vehicle Miles	\$1,105,241	\$1,085,868	\$1,160,421	\$1,142,125	\$1,191,020	\$1,214,840	\$1,239,137	\$1,263,920	\$1,289,198	\$1,314,982	
o Revenue Vehicle Hours	\$85,596	\$85,242	\$88,651	\$87,322	\$96,852	\$98,789	\$100,765	\$102,780	\$104,836	\$106,932	
o Buses Operated in Peak Service	\$26	\$26	\$26	\$28	\$28	\$28	\$28	\$28	\$28	\$28	
o Buses in Active Fleet	\$36	\$35	\$35	\$35	\$35	\$35	\$35	\$35	\$35	\$35	
o Total Employees	\$95	\$94	\$94	\$94	\$94	\$94	\$94	\$94	\$94	\$94	

^a Excluding depreciation.

Note: N/A indicates data was not available at time of publication of the 2009-2012 Transportation Improvement Program for Southeastern Wisconsin and will be provided by transit operator with grant application.

Source: City of Racine, Department of Transportation and SEWRPC.

Table F-20

CHANGE IN BASIC FINANCIAL CAPACITY ANALYSIS INDICATORS FOR THE BELLE URBAN SYSTEM - CITY OF RACINE: 2006-2015

Data Element	Actual/Estimated						Projected				
	2006	2007	2008	2009	2010	2011	2012	2013	2014	2015	
Operating Expenses ^a											
o Change in Total Operating Expenses											
1) Absolute Amount	-\$491,926	\$309,375	\$607,200	-\$517,362	\$218,006	-\$64,852	\$144,398	\$147,286	\$150,232	\$153,236	
2) Percentage Change	-7.4	4.6	8.7	-6.8	3.1	-0.9	2.0	2.0	2.0	2.0	
o Total Cost per Revenue Vehicle Mile											
1) Absolute Amount	\$5.21	\$6.43	\$6.54	\$6.19	\$6.12	\$5.94	\$5.94	\$5.94	\$5.94	\$5.94	
2) Percentage Change	12.4	23.3	1.7	-5.3	-\$1.10	-\$2.80	--	--	--	--	
o Cost per Revenue Vehicle Hour											
1) Absolute Amount	\$68.28	\$81.85	\$85.55	\$80.93	\$75.22	\$73.08	\$73.08	\$73.08	\$73.08	\$73.08	
2) Percentage Change	8.4	19.9	4.5	-5.4	-\$7.10	-\$2.80	--	--	--	--	
o Cost per Revenue Passenger											
1) Absolute Amount	\$5.73	\$6.01	\$6.14	\$5.83	\$5.77	\$5.61	\$5.61	\$5.61	\$5.61	\$5.61	
2) Percentage Change	-3.0	4.9	2.2	-5.2	-\$0.90	-\$2.80	--	--	--	--	
o Cost per Passenger Mile											
1) Absolute Amount	\$1.38	\$1.35	\$1.44	\$1.44	\$1.43	\$1.38	\$1.38	\$1.38	\$1.38	\$1.38	
2) Percentage Change	-4.0	-2.0	6.2	0.1	-\$0.90	-\$2.80	--	--	--	--	
Operating Revenues											
o Percentage Change in											
1) Passenger Revenue	-8.7	20.9	0.8	-2.0	3.4	-9.8	2.0	2.0	2.0	2.0	
2) Total Revenue	-5.4	16.8	4.5	-2.7	0.9	-6.9	2.0	2.0	2.0	2.0	
o Average Revenue per Revenue Passenger											
1) Absolute Amount	\$1.06	\$1.19	\$1.17	\$1.16	\$1.12	\$1.03	\$1.03	\$1.03	\$1.03	\$1.03	
2) Percentage Change	-1.0	12.4	-1.8	-0.9	-\$3.00	-\$8.70	--	--	--	--	
o Percent of Operating Expenses Recovered from Operating Revenues											
1) Absolute Amount	18.5	19.8	19.0	19.9	19.5	18.3	18.3	18.3	18.3	18.3	
2) Percentage Change	2.1	7.1	-3.9	4.4	-2.1	-6.1	--	--	--	--	
Operating Assistance Funds											
o Change in Total Operating Assistance											
1) Absolute Amount	-\$426,318	\$110,093	\$545,438	-\$478,578	\$204,928	\$33,113	\$117,984	\$120,344	\$122,751	\$125,206	
2) Percentage Change	-7.8	2.0	9.7	-7.8	3.6	0.6	2.0	2.0	2.0	2.0	
o Operating Assistance per Revenue Passenger											
1) Absolute Amount	\$4.67	\$4.82	\$4.97	\$4.67	\$4.65	\$4.58	\$4.58	\$4.58	\$4.58	\$4.58	
2) Percentage Change	-3.5	3.2	3.2	-6.1	-\$0.40	-\$1.40	--	--	--	--	
o Operating Assistance per Passenger Mile											
1) Absolute Amount	\$1.13	\$1.08	\$1.16	\$1.15	\$1.15	\$1.13	\$1.13	\$1.13	\$1.13	\$1.13	
2) Percentage Change	-4.4	-4.0	7.2	-0.9	-\$0.40	-\$1.40	--	--	--	--	
o Percentage Change in											
1) Federal Operating Assistance Funds	-11.7	1.9	-3.3	14.5	1.9	--	2.0	2.0	2.0	2.0	
2) State Operating Assistance Funds	-2.7	-0.9	10.5	-4.5	7.5	--	2.0	2.0	2.0	2.0	
3) Local Operating Assistance Funds	-9.4	1.6	10.1	-5.8	-6.5	-0.2	2.0	2.0	2.0	2.0	
Capital Expenditures and Assistance Funds											
o Change in Total Capital Expenditures											
1) Absolute Amount	\$3,595,021	-\$276,904	\$312,132	\$866,324	-\$1,123,059	\$1,980,000	-\$910,000	\$100,000	-\$125,000	-\$115,000	
2) Percentage Change	162.5	-43.2	85.6	128.0	-72.8	471.4	-37.9	6.7	-7.9	-7.8	
o Percentage Change in											
1) Federal Capital Assistance Funds	153.8	-45.5	95.9	129.6	-67.8	462.1	-47.0	6.7	-7.9	-7.8	
2) State Capital Assistance Funds	--	--	--	--	--	--	--	--	--	--	
3) Local Capital Assistance Funds	199.7	-34.4	53.5	121.7	-93.3	658.8	96.4	6.7	-7.9	-7.8	

Table F-20 (continued)

Data Element	Actual/Estimated						Projected				
	2006	2007	2008	2009	2010	2011	2012	2013	2014	2015	
Total Operating and Capital Assistance Funds											
o Change in Total Assistance											
1) Absolute Amount	3,168,703	-228,391	565,259	1,006,337	-1,032,367	1,977,889	-792,016	220,344	-2,249	10,206	
2) Percentage Change	41.2	-3.8	9.8	15.9	-14.0	31.3	-9.5	2.9	--	0.1	
o Percentage Change in											
1) Federal Assistance	65.9	-6.9	7.5	37.3	-21.3	62.7	-21.0	3.5	-1.2	-1.0	
2) State Assistance	-2.7	-0.9	10.5	-4.5	7.5	--	2.0	2.0	2.0	2.0	
3) Local Assistance	37.8	-1.6	12.7	4.5	-21.3	9.3	11.5	2.8	0.2	0.3	
Non-Financial Operating Data											
o Change in Revenue Passengers											
1) Absolute Amount	-50,541	10,126	74,095	-21,648	48,517	25,229	25,734	26,248	26,773	27,309	
2) Percentage Change	-4.5	0.9	6.4	-1.8	4.0	2.0	2.0	2.0	2.0	2.0	
o Change in Revenue Vehicle Miles											
1) Absolute Amount	-254,282	-19,373	74,553	-18,296	48,895	23,820	24,297	24,783	25,278	25,784	
2) Percentage Change	-17.6	-1.8	6.9	-1.6	4.3	2.0	2.0	2.0	2.0	2.0	
o Change in Revenue Vehicle Hours											
1) Absolute Amount	-15,447	-354	3,409	-1,329	9,530	1,937	1,976	2,015	2,056	2,097	
2) Percentage Change	-14.6	-0.4	4.0	-1.5	10.9	2.0	2.0	2.0	2.0	2.0	
o Change in Buses in Active Fleet											
1) Absolute Amount	2	-1	--	--	--	--	--	--	--	--	
2) Percentage Change	5.1	-2.8	--	--	--	--	--	--	--	--	
o Change in Total Employees											
1) Absolute Amount	--	-1	--	--	--	--	--	--	--	--	
2) Percentage Change	--	-1.1	--	--	--	--	--	--	--	--	

^a Excluding depreciation.

Note: N/A indicates data was not available at time of publication of the 2009-2012 Transportation Improvement Program for Southeastern Wisconsin and will be provided by transit operator with grant application.

Source: City of Racine, Department of Transportation and SEWRPC.

Table F-21

PUBLIC TRANSIT OPERATOR REPORT: 2011-2014

Transit System Name: Washington County Transit System

I.	2011 Projected Operating Budget	\$	3,396,846	Total Operating Budget
			454,000	Total Federal Operating Assistance
			1,322,233	Total State Operating Assistance
			604,694	Total Local Operating Assistance
			604,500	Total Farebox and Other Revenue

II. 2011 Projected Operation Characteristics:

Basic Transit System: Bus	\$	1,170,400		
			<u>Weekdays</u>	<u>Saturdays</u>
			<u>Sundays</u>	<u>Holidays</u>
Number of Routes		2		
Total Route Miles				
(both directions)		156		
Headway Range.....				
(average)		20-120 min		
Vehicle Hours				
(average)		67		
Vehicles in Service		8		
Operating Budget	\$	4,000	\$	\$
(average)				

III. 2011 Projected Operation Characteristics:

Basic Transit System: Taxi	\$	2,226,400		
			<u>Weekdays</u>	<u>Saturdays</u>
			<u>Sundays</u>	<u>Holidays</u>
Vehicle Miles				
(average)		4,500	1,600	700
Vehicle Hours				
(average)		210	80	40
Vehicles in Service		23	9	6
Operating Budget	\$	4,300	\$	\$
(average per day for month, not broken out by weekday, Sat, and Sun)				

IV. 2011 Projected Operating Characteristics:

Table F-21 (continued)

Specialized Service for Elderly and Handicapped:	\$	251,900	Total Operating Budget
---	----	---------	------------------------

Service is currently provided by Specialized Transport Services a division of Johnson Bus, an independent contractor, as part of a shared ride taxi service. Hours are Monday-Saturday, 5 am to 10 pm, Sunday 8 am to 4 pm. Rates for the elderly and disabled are: 5 miles or less, \$2.25; 5.1 to 10 miles, \$3.25; 10.1 to 15 miles, \$4.00; 15.1 to 20 miles, \$4.75; and over 20 miles, \$5.50. Total daily ridership (general and elderly & disabled) is 340 rides per day. There are 26 vehicles, paid at \$27.52 per hour. There are a total of 220 vehicle hours Monday-Friday, 69.5 vehicle hours Saturday, and 34.7 vehicle hours Sunday.

V. 2011 Projected Implementation of New or Restructured Transit Services:

The Shared Ride Taxi service will increase its daily service as needed to meet the daily demand within the contract hours. There is increased demand for service at particular times of the day. There are currently no plans to increase the contract service hours. There are also no current plans to increase service on the Commuter Express Service.

VI. 2011 Projected Planning for New or Restructured Transit Services:

A Transportation Coordination Committee has been formed and usually meets quarterly. A Washington County transportation plan/study has also been initiated with SEWRPC.

Table F-22

PUBLIC TRANSIT OPERATOR CAPITAL PROJECT JUSTIFICATION: FY 2011-2014

Transit System Name: Washington County Transit System

TIP Project Number	Fiscal Year (FY)	Description	Justification
366	2011 2012 2013 2014	Washington County Shared Ride Taxi program capital costs: 1 sedan, 2 minibuses, 1 medium bus in 2011; 1 sedan, 2 minibuses, 1 medium bus in 2012; 2 minibuses, 1 medium bus in 2013; 3 minivans and 1 minibus in 2014. (\$184,000) (\$191,000) (\$175,000) (\$175,000)	Replacement of existing vehicles with several hundred thousand miles on them.
371	2010 2011	Construction of Washington County Park and Ride Lot at USH 41/USH 45 and USH 145 interchange in the Village of Richfield (\$397,900)	Currently, Washington County has only 2 permanent park and ride facilities servicing the WCCE and 2 leased facilities. Constructing a permanent park and ride lot is essential to the stability and growth of the commuter express service. Many of the current park and ride lots in the county are near capacity.
370	2010 2011	Transit enhancements to the Washington County park and ride lot located in the Village Richfield, which includes: landscaping, lighting, signage, and bus shelters, with other amenities. (\$117,400)	Projects which will meet the FTA requirements to spend on percent of Section 5307 funds on transit enhancements. This project has been in development since 2005.
367	2011 2012 2013 2014	Washington County Shared Ride Taxi program dispatch operating support for software licenses, maintenance, and reports. (\$14,000) (\$14,500) (\$15,950) (\$17,545)	This software helps maintain the efficiencies of the shared-ride taxi service.
	2011 2012	Washington County Shared Ride Taxi program capital costs: Automatic vehicle locators/Mobile Data Computers and related software to be compatible with the current dispatch software, Routematch. (\$162,567) (\$162,567)	This hardware and software will improve the efficiencies of the shared-ride taxi service.

Table F-23
 FINANCIAL CAPACITY ANALYSIS BACKGROUND DATA FOR WASHINGTON COUNTY TRANSIT SYSTEM: 2006-2015

Data Element	Actual/Estimated						Projected					
	2006	2007	2008	2009	2010	2011	2012	2013	2014	2015		
Operating Expenses ^a	\$2,594,672	\$2,822,914	\$3,311,836	\$3,298,196	\$3,264,303	\$3,396,846	\$3,488,374	\$3,582,767	\$3,700,067	N/A		
Operating Revenues												
o Passenger Revenue	\$374,177	\$477,942	\$615,549	\$609,171	\$581,500	\$568,000	\$605,000	\$610,000	\$610,000	N/A		
o Prior Year Revenue	\$62,935	\$33,557	\$23,785	\$5,436	--	--	--	--	--	N/A		
o Other Revenue	\$2,342	\$3,431	\$7,956	\$11,061	\$13,451	\$13,000	\$14,000	\$14,000	\$15,000	N/A		
Subtotal	\$439,454	\$514,930	\$647,290	\$625,668	\$594,951	\$581,000	\$619,000	\$624,000	\$625,000	N/A		
Operating Assistance	\$2,155,218	\$2,307,984	\$2,664,546	\$2,672,528	\$2,669,352	\$2,815,846	\$2,869,374	\$2,958,767	\$3,075,067	N/A		
Sources of Operating Assistance												
o Federal Funds												
1) FTA Section 5307	\$326,864	\$317,567	\$355,620	\$564,148	\$568,640	\$464,561	\$478,592	\$493,784	\$509,492	N/A		
2) FTA Section 3037	--	--	--	--	--	--	--	--	--	N/A		
3) CMAQ	\$30,048	\$49,595	\$54,276	\$51,302	\$66,720	--	--	--	--	N/A		
4) Other	--	--	--	--	--	--	--	--	--	N/A		
Subtotal	\$356,912	\$367,162	\$409,896	\$615,450	\$635,360	\$464,561	\$478,592	\$493,784	\$509,492	N/A		
o State Funds												
1) WisDOT Section 85.20 (Operating Assistance)	\$1,125,361	\$1,251,325	\$1,251,066	\$1,210,485	\$1,207,018	\$1,322,234	\$1,373,489	\$1,426,349	\$1,492,037	N/A		
2) WisDOT Section 85.24 (TDM)	--	--	--	--	--	--	--	--	--	N/A		
3) Other	\$188,134	\$227,314	\$235,697	\$240,754	\$241,000	\$251,000	\$256,020	\$261,000	\$266,200	N/A		
Subtotal	\$1,313,495	\$1,478,639	\$1,486,763	\$1,451,239	\$1,448,018	\$1,573,234	\$1,629,509	\$1,687,349	\$1,758,237	N/A		
o Local Funds												
1) Property Taxes	\$258,973	\$298,136	\$313,189	\$292,246	\$604,694	\$567,894	\$566,494	\$569,694	\$569,694	N/A		
2) Funds from Other Communities	--	--	--	--	--	--	--	--	--	N/A		
3) Other	--	--	--	--	--	--	--	--	--	N/A		
Subtotal	\$258,973	\$298,136	\$313,189	\$292,246	\$604,694	\$567,894	\$566,494	\$569,694	\$569,694	N/A		
Total	\$1,929,380	\$2,143,937	\$2,209,848	\$2,358,935	\$2,688,072	\$2,605,689	\$2,674,595	\$2,750,827	\$2,837,423	N/A		
Depreciation												
Capital Project Expenditures												
o Bus Fleet Rehabilitation, Replacement, and Expansion	\$212,984	\$183,318	\$270,396	\$306,045	--	\$184,000	\$191,000	\$175,000	\$175,000	N/A		
o Bus Facility Renovation, Replacement, and Expansion	--	--	--	--	--	--	--	--	--	N/A		
o Fixed Guideway Fleet Rehabilitation and Expansion	--	--	--	--	--	--	--	--	--	N/A		
o Fixed Guideway Facility Constructor	--	--	--	--	--	--	--	--	--	N/A		
o Other	--	--	--	--	--	--	--	--	--	N/A		
Total	\$212,984	\$183,318	\$270,396	\$306,045	--	\$184,000	\$191,000	\$175,000	\$175,000	N/A		
Sources of Capital Project Funding												
o Federal Funds												
1) FTA Section 5307	\$136,000	\$166,506	\$222,336	\$306,045	--	\$147,200	\$152,800	\$140,000	\$140,000	N/A		
2) FTA Section 5309	--	--	--	--	--	--	--	--	--	N/A		
3) FTA Section 3037	--	--	--	--	--	--	--	--	--	N/A		
4) CMAQ	--	--	--	--	--	--	--	--	--	N/A		
5) Other	--	--	--	--	--	--	--	--	--	N/A		
Subtotal	\$136,000	\$166,506	\$222,336	\$306,045	--	\$147,200	\$152,800	\$140,000	\$140,000	N/A		
o State Funds												
o Local Funds												
1) Property Taxes	\$42,597	\$36,664	\$54,079	--	--	\$36,800	\$38,200	\$35,000	\$35,000	N/A		
2) Bonding	--	--	--	--	--	--	--	--	--	N/A		
3) Other	--	--	--	--	--	--	--	--	--	N/A		
Subtotal	\$42,597	\$36,664	\$54,079	--	--	\$36,800	\$38,200	\$35,000	\$35,000	N/A		
Total	\$178,597	\$203,170	\$276,415	\$306,045	--	\$184,000	\$191,000	\$175,000	\$175,000	N/A		

Table F-23 (continued)

Data Element	Actual/Estimated						Projected						
	2006	2007	2008	2009	2010	2011	2012	2013	2014	2015			
Total Operating Assistance and Capital Project Funds													
o Federal	\$492,912	\$533,668	\$632,232	\$921,495	\$635,360	\$611,761	\$631,392	\$633,784	\$649,492	N/A			
o State	\$1,313,495	\$1,478,639	\$1,486,763	\$1,451,239	\$1,448,018	\$1,573,234	\$1,629,509	\$1,687,349	\$1,758,237	N/A			
o Local	\$301,570	\$334,800	\$367,268	\$292,246	\$604,694	\$604,694	\$604,694	\$604,694	\$604,694	N/A			
Total	\$2,107,977	\$2,347,107	\$2,486,263	\$2,664,980	\$2,688,072	\$2,789,689	\$2,865,595	\$2,925,827	\$3,012,423	N/A			
Non-Financial Operating Data													
o Revenue Passengers	170,089	189,903	209,386	196,509	205,420	N/A	N/A	N/A	N/A	N/A			
o Unlinked Passenger Trips	170,089	189,903	203,386	196,509	206,000	N/A	N/A	N/A	N/A	N/A			
o Passenger Miles	3,556,779	3,777,425	4,364,291	4,243,901	4,346,628	N/A	N/A	N/A	N/A	N/A			
o Revenue Vehicle Miles	1,170,243	1,291,586	1,391,446	1,344,786	1,353,500	N/A	N/A	N/A	N/A	N/A			
o Revenue Vehicle Hours	51,151	58,091	61,048	58,402	59,500	N/A	N/A	N/A	N/A	N/A			
o Buses Operated in Peak Service	26	26	28	31	31	N/A	N/A	N/A	N/A	N/A			
o Buses in Active Fleet	27	29	30	33	35	N/A	N/A	N/A	N/A	N/A			
o Total Employees	N/A	N/A	N/A	N/A	N/A	N/A	N/A	N/A	N/A	N/A			

^a Excluding depreciation.

Note: N/A indicates data was not available at time of publication of the 2011-2014 Transportation Improvement Program for Southeastern Wisconsin and will be provided by transit operator with grant application.

Source: Washington County and SEWRPC.

Table F-24 (continued)

Data Element	Actual/Estimated						Projected			
	2006	2007	2008	2009	2010	2011	2012	2013	2014	2015
Total Operating and Capital Assistance Funds										
o Change in Total Assistance	45,697	239,130	139,156	178,717	23,092	101,617	75,906	60,232	86,596	N/A
1) Absolute Amount	2.2	11.3	5.9	7.2	0.9	3.8	2.7	2.1	3.0	N/A
2) Percentage Change										
o Percentage Change in										
1) Federal Assistance	-21.8	8.3	18.5	45.8	-31.1	-3.7	3.2	0.4	2.5	N/A
2) State Assistance	26.2	12.6	0.5	-2.4	-0.2	8.6	3.6	--	--	N/A
3) Local Assistance	-22.8	11.0	9.7	-20.4	106.9	--	--	--	--	N/A
Non-Financial Operating Data										
o Change in Revenue Passengers										
1) Absolute Amount	212,868	19,814	19,483	-12,877	8,911	N/A	N/A	N/A	N/A	N/A
2) Percentage Change	141.6	11.6	10.3	-6.1	4.5	N/A	N/A	N/A	N/A	N/A
o Change in Revenue Vehicle Miles										
1) Absolute Amount	-8,277	121,343	99,860	-46,660	8,714	N/A	N/A	N/A	N/A	N/A
2) Percentage Change	-0.7	10.4	7.7	-3.4	0.6	N/A	N/A	N/A	N/A	N/A
o Change in Revenue Vehicle Hours										
1) Absolute Amount	-4,432	6,940	2,957	-2,646	1,098	N/A	N/A	N/A	N/A	N/A
2) Percentage Change	-8.7	13.6	5.1	-4.3	1.9	N/A	N/A	N/A	N/A	N/A
o Change in Buses in Active Fleet										
1) Absolute Amount	1	2	1	3	2	N/A	N/A	N/A	N/A	N/A
2) Percentage Change	20.0	7.4	3.4	10.0	6.1	N/A	N/A	N/A	N/A	N/A
o Change in Total Employees										
1) Absolute Amount	N/A	N/A	N/A	N/A	N/A	N/A	N/A	N/A	N/A	N/A
2) Percentage Change	N/A	N/A	N/A	N/A	N/A	N/A	N/A	N/A	N/A	N/A

^a Excluding depreciation.

Note: N/A indicates data was not available at time of publication of the 2011-2014 Transportation Improvement Program for Southeastern Wisconsin and will be provided by transit operator with grant application.

Source: Washington County and SEWRPC.

Table F-25

PUBLIC TRANSIT OPERATOR REPORT: 2011-2014

Transit System Name: Waukesha Metro Transit System/Waukesha County Transit System – City of Waukesha and Waukesha County

I.	2011 Projected Operating Budget	\$	9,918,305	Total Operating Budget
			1,072,500	Total Federal Operating Assistance
			4,519,668	Total State Operating Assistance
			2,311,107	Total Local Operating Assistance
			2,015,030	Total Farebox and Other Revenue

II. 2011 Projected Operation Characteristics:

Basic Transit System: \$

	<u>Weekdays</u>	<u>Saturdays</u>	<u>Sundays</u>	<u>Holidays</u>
Number of Routes	16	11	6	1
Total Route Miles	N/A	N/A	N/A	N/A
(both directions)				
Headway Range.....	30-70	30-60	30-60	30
(average)				
Vehicle Hours	N/A	N/A	N/A	N/A
(average)				
Vehicles in Service.....	31	11	8	2
Operating Budget	\$ N/A	\$ N/A	\$ N/A	\$ N/A
(average)				

Table F-25 (continued)

III. 2011 Projected Operating Characteristics:

Specialized Service for Elderly and Handicapped:	\$	Total Operating Budget
---	----	------------------------

Waukesha Metro Transit (city service)

Operates Route 1-9 and 15. Service operates 5:30am-9:30pm weekdays, 8:00am-10:05pm Saturdays, and 9:00am-7:05pm Sundays. There is no holiday service. City owns all assets of the system and contracts with a management company (Professional Transit Management, Ltd.) to operate the service. Average daily ridership = 2,900. Base adult cash fare is \$2.00. No fare increases are planned for 2011.

Metrolift paratransit service operates under ADA guidelines. It is directly operated by the transit system during the same hours as fixed route services. Fare is \$3.75. Average daily ridership = 100.

Waukesha County Transit

Waukesha County owns no transit assets, and contracts with the City of Waukesha Metro Transit system to administer their transit service. The following services are operated by vendors to Waukesha County Transit:

Routes 10 & 79

These routes are operated by Milwaukee Transport Services, Inc. Base adult cash fare is \$2.25. Additional charges are made for zone fares and freeway flyer premium fares.

Routes 218, 901, 904, 905, & 906

These routes are operated by Wisconsin Coach Lines, Inc. Adult fares range from \$2.00 to \$4.00.

Paratransit

This route operates within 1 mile of either side of Route 901. It is operated by Transit Express. Fares are \$6.50-\$7.50.

IV. 2011 Projected Implementation of New or Restructured Transit Services:

No new or restructured transit service is projected for 2011.

V. 2011 Projected Planning for New or Restructured Transit Services:

A SEWRPC project to update the transit development program is underway.

Table F-26

PUBLIC TRANSIT OPERATOR CAPITAL PROJECT JUSTIFICATION: FY 2011-2014

Transit System Name: City of Waukesha Metro Transit System and Waukesha County Transit System

TIP Project Number	Fiscal Year (FY)	Description	Justification
	2011 2012 2013 2014	Enhancement projects for Waukesha County Transit (\$6,000) (\$6,000) (\$6,000) (\$6,000)	FTA requires 1% of Sec. 5307 capital grant funding to be used for transit enhancement projects.
	2011 2012 2013 2014	Capital cost of contracting for Waukesha County Transit (\$550,000) (\$550,000) (\$550,000) (\$550,000)	
	2011 2012 2013 2014	Enhancement projects for Waukesha Metro Transit (\$6,000) (\$6,000) (\$6,000) (\$6,000)	FTA requires 1% of Sec. 5307 capital grant funding to be used for transit enhancement projects.
	2011 2012 2013 2014	Capital cost of maintenance for Waukesha Metro Transit (\$600,000) (\$600,000) (\$600,000) (\$600,000)	This project is used to offset the operating budget, as eligible maintenance expenses can be "capitalized" with 80% federal funds.
	2011 2012 2013	Replacement of 35 foot buses for Waukesha Metro Transit (3 in 2011, 4 in 2012, 3 in 2013) (\$1,236,000) (\$1,732,000) (\$1,364,000)	Replaces buses manufactured in 1998 that have exceeded their useful life.
	2011 2012 2014	Rebuild engines/transmissions for Waukesha Metro Transit (4 in 2011, 3 in 2012, 4 in 2014) (\$154,000) (\$120,000) (\$160,000)	Mid-life rehab for 2004 buses.
	2011	Automated HVAC system software and controls upgrade for Badger Dr. facility at Waukesha Metro Transit (\$20,000)	Replace current unreliable 15 plus year old system controller.

	2011	Replace 2 make-up air units for Badger Dr. facility at Waukesha Metro Transit (\$35,000)	Replaces 2 unreliable 15 plus year old units in shop and garage.
	2011	Replace service vehicle (van) for Waukesha Metro Transit (\$28,000)	Replaces 2003 van with 115,000 miles.
	2011	Replace security camera system and servers for Downtown Transit Center at Waukesha Metro Transit (\$55,000)	Replaces DVR units, digital cameras, and servers that have exceeded their useful life.
	2011	Pressure washer on trailer for Waukesha Metro Transit (\$12,000)	Required for effective bus shelter and downtown transit center maintenance.
	2011	Replace 6 exterior steel exit doors at Badger Dr. facility for Waukesha Metro Transit (\$19,000)	Replaces 6 severely corroded doors to shop and garage areas.
	2011	Replace 2 breath alcohol testers for Waukesha Metro Transit (\$6,000)	Replaces 2 units that have exceeded their useful life.
	2012	Replace ID card printing system for Waukesha Metro Transit (\$8,000)	Replace unit that has exceeded its useful life.
	2012	Shop equipment: Replace hoses reels at Badger Dr. facility for Waukesha Metro Transit (\$24,600)	Replaces equipment that has exceeded its useful life.
	2012	Rehab facility: Replace wash lane roll-up door at Badger Dr. facility for Waukesha Metro Transit (\$12,000)	Replaces equipment that has exceeded its useful life.
	2013	Shop equipment: Replace A/C reclaim-recycler for Waukesha Metro Transit (\$7,500)	Replaces equipment that has exceeded its useful life. Unit will reclaim both r-134 and r-22.

	2013	Shop equipment: Replace floor scrubber (\$12,000)	Replaces 14 year old unit that has exceeded its useful life.
	2013	ADP hardware: Replace office copier at Waukesha Metro Transit (\$10,000)	Replaces 10 year old unit that has exceeded its useful life.
	2013	Rehab facility: Replace furnishings at Badger Dr. facility for Waukesha Metro Transit (\$50,000)	Replaces carpet, ceiling tiles, and wall coverings in 28 year old building.
	2014	ADP hardware: Replace AVL computer equipment at Waukesha Metro Transit (\$60,000)	Replaces servers, routers, switches WLAN, and radios that have exceeded their useful life.
	2011 2012 2013 2014	Tire lease for Waukesha Metro Transit (\$33,000) (\$34,000) (\$35,000) (\$36,000)	The FTA allows for the capitalization of certain leases if it is more economical than a purchase. The transit system leases all of its tires.
	2011 2012 2013 2014	ADP software: Annual upgrades at Waukesha Metro Transit (\$2,000) (\$2,000) (\$2,000) (\$2,000)	To upgrade software packages used by the transit system.
	2011 2012 2013 2014	ADP hardware: Annual replacement of computer equipment at Waukesha Metro Transit (\$8,000) (\$8,000) (\$8,000) (\$8,000)	Upgrades computer equipment that has exceeded its useful life.
	2014	Construction of a walkway from the Waukesha Metro Transit Downtown Transit Center to the Riverwalk in the City of Waukesha (\$200,000)	Provide improved pedestrian access from downtown to the transit center.

Table F-27
FINANCIAL CAPACITY ANALYSIS BACKGROUND DATA FOR THE CITY OF WAUKESHA TRANSIT SYSTEM: 2006-2015
FINANCIAL CAPACITY ANALYSIS BACKGROUND DATA FOR THE COUNTY OF WAUKESHA TRANSIT SYSTEM: 2006-2015

Data Element	Actual/Estimated						Projected				
	2006	2007	2008	2009	2010	2011	2012	2013	2014	2015	
Operating Expenses ^a	\$8,389,144	\$8,811,750	\$9,392,578	\$8,977,662	\$9,656,041	\$9,918,305	\$10,215,854	\$10,522,330	\$10,838,000	\$11,163,140	
Operating Revenues											
o Passenger Revenue	\$1,601,136	\$1,686,075	\$1,810,829	\$1,753,571	\$1,900,456	\$1,838,770	\$1,893,933	\$1,950,751	\$2,009,274	\$2,069,552	
o School District Revenue	\$133,955	\$121,357	\$132,162	\$167,067	\$168,200	\$176,260	\$181,548	\$186,994	\$192,604	\$198,382	
o Other Revenue	\$1,735,091	\$1,807,432	\$1,942,991	\$1,920,638	\$2,068,656	\$2,015,030	\$2,075,481	\$2,137,745	\$2,201,878	\$2,267,934	
Total	\$6,654,053	\$7,004,318	\$7,449,587	\$7,057,024	\$7,587,385	\$7,903,275	\$8,140,373	\$8,384,584	\$8,636,122	\$8,895,206	
Operating Assistance											
Sources of Operating Assistance Funds											
o Federal Funds	\$1,419,592	\$909,600	\$1,001,043	\$1,026,763	\$1,013,993	\$1,005,000	\$1,035,150	\$1,066,205	\$1,098,191	\$1,131,136	
1) FTA Section 5307	--	--	--	--	--	--	--	--	--	--	
2) FTA Section 3037	\$84,513	\$29,476	\$39,600	\$46,342	\$79,640	\$67,500	\$69,525	\$71,611	\$73,759	\$75,972	
3) CMAQ	--	--	--	--	--	--	--	--	--	--	
4) Other	--	--	--	--	--	--	--	--	--	--	
Subtotal	\$1,504,105	\$939,076	\$1,040,643	\$1,073,105	\$1,093,633	\$1,072,500	\$1,104,675	\$1,137,815	\$1,171,950	\$1,207,108	
o State Funds	\$3,219,107	\$3,843,289	\$3,805,070	\$4,180,120	\$4,312,395	\$4,519,668	\$4,655,258	\$4,794,916	\$4,938,763	\$5,086,926	
1) WisDOT Section 85.20	--	--	--	--	--	--	--	--	--	--	
2) WisDOT Section 85.24	\$407,872	\$423,398	\$417,058	\$418,120	\$431,239	\$451,968	\$465,258	\$479,416	\$493,763	\$508,926	
3) Other	\$3,626,979	\$4,266,687	\$4,222,128	\$4,180,120	\$4,312,395	\$4,519,668	\$4,655,258	\$4,794,916	\$4,938,763	\$5,086,926	
o Local Funds	\$1,518,438	\$1,793,645	\$2,181,797	\$1,797,941	\$2,175,897	\$2,305,374	\$2,374,535	\$2,445,771	\$2,519,144	\$2,594,719	
1) Property Taxes	\$4,531	\$4,910	\$5,019	\$5,868	\$5,460	\$5,733	\$5,905	\$6,082	\$6,265	\$6,453	
2) Funds from Other Communities	--	--	--	--	--	--	--	--	--	--	
3) Other	\$1,522,969	\$1,798,555	\$2,186,816	\$1,803,799	\$2,181,357	\$2,311,107	\$2,380,440	\$2,451,853	\$2,525,409	\$2,601,171	
Subtotal	\$6,654,053	\$7,004,318	\$7,449,587	\$7,057,024	\$7,587,385	\$7,903,275	\$8,140,373	\$8,384,584	\$8,636,122	\$8,895,206	
Total	\$1,104,902	\$1,116,670	\$1,140,875	\$1,116,273	\$1,100,000	\$1,100,000	\$1,100,000	\$1,100,000	\$1,100,000	\$1,100,000	
Capital Project Expenditures											
o Bus Fleet Rehabilitation, Replacement, and Expansion	\$150,000	\$1,011,000	\$520,000	\$898,191	--	\$1,390,000	\$1,892,000	\$1,363,950	\$160,000	\$150,000	
o Bus Facility Renovation, Replacement, and Expansion	--	--	\$20,000	\$365,000	--	\$74,000	--	--	--	--	
o Fixed Guideway Fleet Rehabilitation and Expansion	--	--	--	--	--	--	--	--	--	--	
o Fixed Guideway Facility Construction	\$139,900	\$92,800	\$83,373	\$334,960	\$43,700	\$140,750	\$40,750	\$71,250	\$102,750	\$73,750	
o Other	\$289,900	\$1,103,800	\$623,373	\$1,598,151	\$43,700	\$1,604,750	\$1,932,750	\$1,435,200	\$262,750	\$223,750	
Total	\$231,920	\$74,240	\$82,698	\$1,574,111	\$34,960	\$171,800	\$32,600	\$57,000	\$82,200	\$59,000	
Sources of Capital Assistance Funds											
o Federal Funds	--	--	--	--	--	--	--	--	--	--	
1) FTA Section 5307	\$231,920	\$74,240	\$82,698	\$1,574,111	\$34,960	\$171,800	\$32,600	\$57,000	\$82,200	\$59,000	
2) FTA Section 5309	--	\$808,800	\$416,000	--	--	\$1,112,000	\$1,513,600	\$1,091,160	\$128,000	\$120,000	
3) FTA Section 3037	--	--	--	--	--	--	--	--	--	--	
4) CMAQ	--	--	--	--	--	--	--	--	--	--	
5) Other	--	--	--	--	--	--	--	--	--	--	
Subtotal	\$231,920	\$883,040	\$498,698	\$1,574,111	\$34,960	\$1,283,800	\$1,546,200	\$1,148,160	\$210,200	\$179,000	
o State Funds	\$57,980	\$33,560	\$20,675	\$24,040	\$8,740	\$73,750	\$40,150	\$14,250	\$52,550	\$44,750	
o Local Funds	--	\$187,200	\$104,000	--	--	\$247,200	\$346,400	\$272,790	--	--	
1) Property Taxes	--	--	--	--	--	--	--	--	--	--	
2) Bonding	\$57,980	\$220,760	\$124,675	\$24,040	\$8,740	\$320,950	\$386,550	\$287,040	\$52,550	\$44,750	
3) Other	--	--	--	--	--	--	--	--	--	--	
Subtotal	\$57,980	\$220,760	\$124,675	\$24,040	\$8,740	\$320,950	\$386,550	\$287,040	\$52,550	\$44,750	
Total	\$289,900	\$1,103,800	\$623,373	\$1,598,151	\$43,700	\$1,604,750	\$1,932,750	\$1,435,200	\$262,750	\$223,750	

Table F-27 (continued)

Data Element	Actual/Estimated							Projected				
	2006	2007	2008	2009	2010	2011	2012	2013	2014	2015		
Total Operating Assistance and Capital Project Funds												
o Federal	\$1,736,025	\$1,822,116	\$1,539,341	\$2,647,216	\$1,128,593	\$2,356,300	\$2,650,875	\$2,285,975	\$1,382,150	\$1,386,108		
o State	\$3,626,979	\$4,266,687	\$4,222,128	\$4,180,120	\$4,312,395	\$4,519,668	\$4,655,258	\$4,794,916	\$4,938,763	\$5,086,926		
o Local	\$1,580,949	\$2,019,315	\$2,311,491	\$1,827,839	\$2,190,097	\$2,632,057	\$2,766,990	\$2,738,893	\$2,577,959	\$2,645,921		
Total	\$6,943,953	\$8,108,118	\$8,072,960	\$8,655,175	\$7,631,085	\$9,508,025	\$10,073,123	\$9,819,784	\$8,898,872	\$9,118,956		
Non-Financial Operating Data												
o Revenue Passengers - City Service	595,122	651,248	680,221	627,095	633,366	639,700	646,097	652,558	659,083	665,674		
o Revenue Passengers - County Service	593,371	610,531	603,254	480,067	484,868	489,716	494,614	499,560	504,555	509,601		
o Unlinked Passenger Trips - City Service	762,135	800,598	842,314	765,352	773,006	780,736	788,543	796,428	804,393	812,437		
o Unlinked Passenger Trips - County Service	593,371	610,531	603,254	480,067	484,868	489,716	494,614	499,560	504,555	509,601		
o Passenger Miles - City Service	2,706,562	2,837,713	2,896,437	2,524,738	2,549,985	2,575,485	2,601,240	2,627,252	2,653,525	2,680,060		
o Passenger Miles - County Service	7,210,439	7,325,784	7,362,409	5,884,545	5,943,390	6,002,824	6,062,853	6,123,481	6,184,716	6,246,563		
o Revenue Vehicle Miles - City Service	877,460	781,527	770,697	765,519	765,519	765,519	765,519	765,519	765,519	765,519		
o Revenue Vehicle Miles - County Service	694,111	739,414	697,178	677,038	677,038	677,038	677,038	677,038	677,038	677,038		
o Revenue Vehicle Hours - City Service	67,104	61,336	60,774	60,287	60,287	60,287	60,287	60,287	60,287	60,287		
o Revenue Vehicle Hours - County Service	36,726	39,611	35,918	34,678	34,678	34,678	34,678	34,678	34,678	34,678		
o Buses Operated in Peak Service - City Service	22	20	20	20	20	20	20	20	20	20		
o Buses Operated in Peak Service - County Service	23	24	20	21	21	21	21	21	21	21		
o Buses in Active Fleet	33	35	36	31	31	31	31	31	31	27		
o Total Employees	69	64	59	60	60	60	60	60	60	60		

^a Excluding depreciation.

Source: City of Waukesha Metro Transit and SEWRPC.

Table F-28

CHANGE IN BASIC FINANCIAL CAPACITY ANALYSIS INDICATORS FOR THE CITY OF WAUKESHA TRANSIT SYSTEM: 2006-2015
 CHANGE IN BASIC FINANCIAL CAPACITY ANALYSIS INDICATORS FOR THE COUNTY OF WAUKESHA TRANSIT SYSTEM: 2006-2015

Data Element	Actual/Estimated						Projected				
	2006	2007	2008	2009	2010	2011	2012	2013	2014	2015	
Operating Expenses ^a											
o Change in Total Operating Expenses											
1) Absolute Amount	\$138,861	\$422,606	\$580,828	-\$414,916	\$678,379	\$262,264	\$297,549	\$306,476	\$315,670	\$325,140	
2) Percentage Change	1.7	5.0	6.6	-4.4	7.6	2.7	3.0	3.0	3.0	3.0	
o Total Cost per Revenue Vehicle Mile											
1) Absolute Amount	\$14.14	\$14.43	\$15.57	\$18.70	\$19.91	\$20.25	\$20.65	\$21.06	\$21.48	\$21.91	
2) Percentage Change	-6.9	2.1	7.9	20.1	6.5	1.7	2.0	2.0	2.0	2.0	
o Cost per Revenue Vehicle Hour											
1) Absolute Amount	\$3.10	\$3.11	\$3.24	\$3.56	\$3.79	\$3.85	\$3.93	\$4.01	\$4.08	\$4.17	
2) Percentage Change	2.0	0.2	4.4	9.7	6.5	1.7	2.0	2.0	2.0	2.0	
o Cost per Revenue Passenger											
1) Absolute Amount	\$14.10	\$13.53	\$13.81	\$14.32	\$15.25	\$15.50	\$15.81	\$16.12	\$16.44	\$16.77	
2) Percentage Change	3.3	-4.0	2.1	3.7	6.5	1.7	2.0	2.0	2.0	2.0	
o Cost per Passenger Mile											
1) Absolute Amount	\$11.01	\$11.01	\$11.15	\$11.73	\$12.49	\$12.70	\$12.96	\$13.21	\$13.47	\$13.74	
2) Percentage Change	-0.0	--	1.3	5.2	6.5	1.7	2.0	2.0	2.0	2.0	
Operating Revenues											
o Percentage Change in											
1) Passenger Revenue	13.4	5.3	7.4	-3.2	8.4	-3.2	3.0	3.0	3.0	3.0	
2) Total Revenue	8.7	4.2	7.5	-1.2	7.7	-2.6	3.0	3.0	3.0	3.0	
o Average Revenue per Revenue Passenger											
1) Absolute Amount	\$2.92	\$2.78	\$2.86	\$3.06	\$3.27	\$3.15	\$3.21	\$3.28	\$3.34	\$3.41	
2) Percentage Change	10.5	-4.8	2.9	7.2	6.6	-3.6	2.0	2.0	2.0	2.0	
o Percent of Operating Expenses Recovered from Operating Revenues											
1) Absolute Amount	20.7	20.5	20.7	21.4	21.4	20.3	20.3	20.3	20.3	20.3	
2) Percentage Change	6.9	-0.8	0.9	3.4	0.1	-5.2	--	--	--	--	
Operating Assistance Funds											
o Change in Total Operating Assistance											
1) Absolute Amount	-\$433	\$350,265	\$445,269	-\$392,563	\$530,361	\$315,890	\$237,098	\$244,211	\$251,538	\$259,084	
2) Percentage Change	--	5.3	6.4	-5.3	7.5	4.2	3.0	3.0	3.0	3.0	
o Operating Assistance per Revenue Passenger											
1) Absolute Amount	\$11.18	\$10.76	\$10.95	\$11.25	\$11.98	\$12.35	\$12.60	\$12.85	\$13.10	\$13.36	
2) Percentage Change	1.6	-3.8	1.8	2.8	6.5	3.1	2.0	2.0	2.0	2.0	
o Operating Assistance per Passenger Mile											
1) Absolute Amount	\$8.73	\$8.75	\$8.84	\$9.22	\$9.82	\$10.12	\$10.32	\$10.53	\$10.74	\$10.95	
2) Percentage Change	-1.9	0.2	1.1	4.3	6.5	3.1	2.0	2.0	2.0	2.0	
o Percentage Change in											
1) Federal Operating Assistance Funds	-4.6	-37.6	10.8	3.1	1.9	-1.9	3.0	3.0	3.0	3.0	
2) State Operating Assistance Funds	7.7	17.6	-1.0	-1.0	3.2	4.8	3.0	3.0	3.0	3.0	
3) Local Operating Assistance Funds	-10.9	18.1	21.6	-17.5	20.9	5.9	3.0	3.0	3.0	3.0	
Capital Expenditures and Assistance Funds											
o Change in Total Capital Expenditures											
1) Absolute Amount	\$166,054	\$813,900	-\$480,427	\$974,778	-\$1,554,451	\$1,561,050	\$328,000	-\$497,550	-\$1,172,450	-\$39,000	
2) Percentage Change	-36.4	280.8	-43.5	156.4	-97.3	3,572.2	20.4	-25.7	-81.7	-14.8	
o Percentage Change in											
1) Federal Capital Assistance Funds	-29.5	280.8	-43.5	215.6	-97.8	3,572.2	20.4	-25.7	-81.7	-14.8	
2) State Capital Assistance Funds	--	--	--	--	--	--	--	--	--	--	
3) Local Capital Assistance Funds	-54.3	280.8	-43.5	-80.7	-63.6	3,572.2	20.4	-25.7	-81.7	-14.8	

Table F-28 (continued)

Data Element	Actual/Estimated							Projected				
	2006	2007	2008	2009	2010	2011	2012	2013	2014	2015		
Total Operating and Capital Assistance Funds												
o Change in Total Assistance	-166,487	1,164,165	-35,158	582,215	-1,024,090	1,876,940	565,098	-253,339	-920,912	220,084		
1) Absolute Amount	-2.3	16.8	-0.4	7.2	-11.8	24.6	5.9	-2.5	-9.4	2.5		
2) Percentage Change												
o Change in Total Assistance	-8.9	5.0	-15.5	72.0	-57.4	108.8	12.5	-13.8	-39.5	0.3		
1) Federal Assistance	7.7	17.6	-1.0	-1.0	3.2	4.8	3.0	3.0	3.0	3.0		
2) State Assistance	13.9	27.7	14.5	-20.9	19.8	20.2	5.1	-1.0	-5.9	2.6		
3) Local Assistance												
Non-Financial Operating Data												
o Change in Revenue Passengers - City Service	-9,677	56,126	28,973	-53,126	6,271	6,334	6,397	6,461	6,526	6,591		
1) Absolute Amount	-1.6	9.4	4.4	-7.8	1.0	1.0	1.0	1.0	1.0	1.0		
2) Percentage Change												
o Change in Revenue Passengers - County Service	50,000	17,160	-7,277	-123,187	4,801	4,849	4,897	4,946	4,996	5,046		
1) Absolute Amount	9.2	2.9	-1.2	-20.4	1.0	1.0	1.0	1.0	1.0	1.0		
2) Percentage Change												
o Change in Revenue Vehicle Miles - City Service	28,003	-95,933	-10,830	-5,178	--	--	--	--	--	--		
1) Absolute Amount	3.3	-10.9	-1.4	-0.7	--	--	--	--	--	--		
2) Percentage Change												
o Change in Revenue Vehicle Miles - County Service	-95,934	45,303	-42,236	-20,140	--	--	--	--	--	--		
1) Absolute Amount	-12.1	6.5	-5.7	-2.9	--	--	--	--	--	--		
2) Percentage Change												
o Change in Revenue Vehicle Hours - City Service	2,520	-5,768	-562	-487	--	--	--	--	--	--		
1) Absolute Amount	3.9	-8.6	-0.9	-0.8	--	--	--	--	--	--		
2) Percentage Change												
o Change in Revenue Vehicle Hours - County Service	-5,174	2,885	-3,693	-1,240	--	--	--	--	--	--		
1) Absolute Amount	-12.3	7.9	-9.3	-3.5	--	--	--	--	--	--		
2) Percentage Change												
o Change in Buses in Active Fleet	--	2	1	-5	--	--	--	--	--	-4		
1) Absolute Amount	--	6.1	2.9	-13.9	--	--	--	--	--	-12.9		
2) Percentage Change												
o Change in Total Employees	2	-5	-5	1	--	--	--	--	--	--		
1) Absolute Amount	3.0	-7.2	-7.8	1.7	--	--	--	--	--	--		
2) Percentage Change												

^a Excluding depreciation.

Source: City of Waukesha Metro Transit and SEWRPC.

Appendix G

ASSESSMENT OF THE IMPACTS OF THE REGIONAL TRANSPORTATION IMPROVEMENT PROGRAM ON MINORITY AND LOW-INCOME POPULATIONS IN SOUTHEASTERN WISCONSIN

The regional transportation improvement program (TIP) lists the public transit, transportation systems and demand management, and arterial street and highway projects which each level and unit of government—State, county, and municipal—has programmed for implementation in Southeastern Wisconsin in the years 2011 through 2014.

Estimates of the magnitude and location of the minority and low-income populations in the Region may be obtained from data available from the most recent year 2000 decennial U.S. Census of Population. Based upon the year 2000 Census, the magnitude and location of minority populations in the Region are shown in Maps G-1 through G-6 and in Table G-1. The magnitude and location of the low-income population within Southeastern Wisconsin, based upon the year 2000 census, is shown on Map G-7 and summarized in Table G-2. The low-income population was defined as families with income below federally-defined poverty levels.

The minority population utilizes public transit more than the white population of the Region, although the automobile is by far the dominant mode of travel for the minority population. Table G-3 shows the mode of travel reported in the year 2000 U.S. Census for travel to and from work for minority and white populations of the Region. In Milwaukee County, between 5 and 19 percent of the minority population uses public transit to travel to and from work, with the highest proportion—19 percent—by the African-American population. Only 3 percent of the white population uses public transit for work travel. However, in Milwaukee County, minority populations use the automobile for 75 to 84 percent of their travel to and from work. This compares to 90 percent of the white population. Data is not available for mode of travel for trips other than work within Southeastern Wisconsin by race and ethnicity. Data for all urban areas in the State of Wisconsin is available from the 2009 National Household travel survey and shows a similar pattern as for work trips in Southeastern Wisconsin. The Wisconsin urban area minority population utilizes public transit for more of its travel across all types of trips--8 percent--compared to the Wisconsin urban area white population--less than one percent. Automobile travel is the dominant mode of travel for all trips by both the Wisconsin urban area minority population--76 percent--and white population--86 percent, as is the case for Southeastern Wisconsin travel for work purposes. The minority population represents a greater proportion of total transit ridership than it does of total population, as shown in Table G-4.

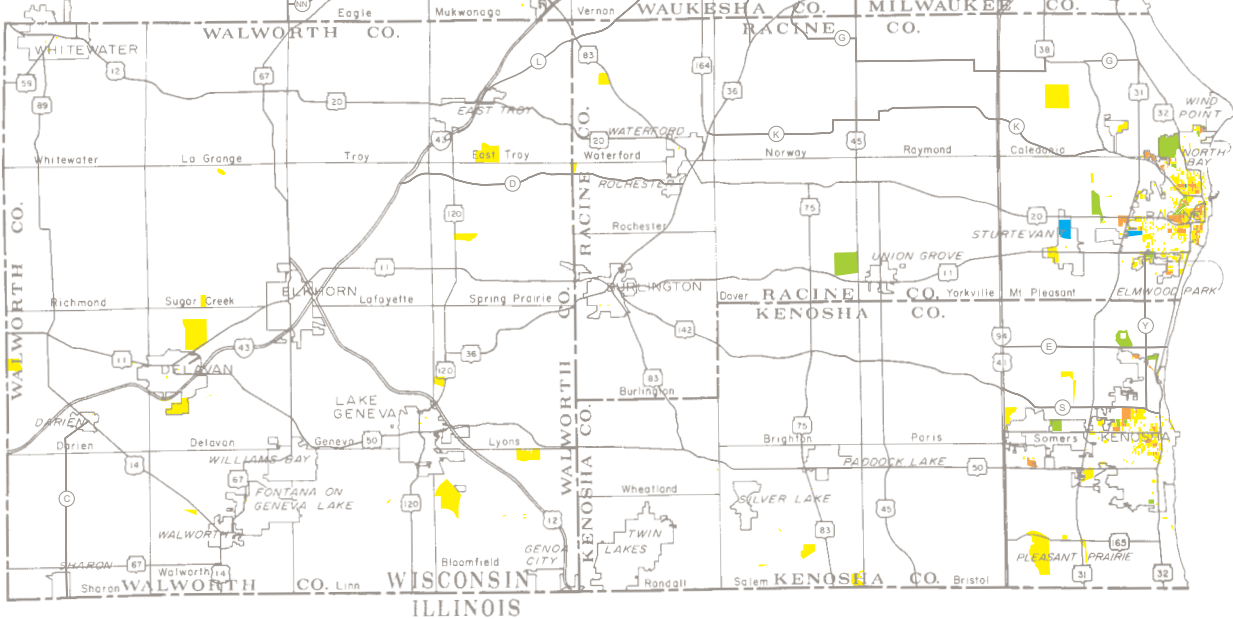
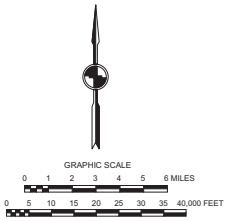
Map G-1

**CONCENTRATIONS OF
BLACK/AFRICAN
PERSONS WITHIN SOUTHEASTERN
WISCONSIN: 2000**

CENSUS BLOCKS WHEREIN BLACK/AFRICAN AMERICAN POPULATION EXCEEDS THE AVERAGE REGIONAL PERCENTAGE OF 14.3 PERCENT

- 200 OR MORE BLACK/AFRICAN AMERICAN PERSONS
- 100 TO 199 BLACK/AFRICAN AMERICAN PERSONS
- 50 TO 99 BLACK/AFRICAN AMERICAN PERSONS
- FEWER THAN 50 BLACK/AFRICAN AMERICAN PERSONS

NOTE: AREAS IN WHITE ARE COMPRISED OF CENSUS BLOCKS WHEREIN THE BLACK/AFRICAN AMERICAN POPULATION IS LESS THAN OR EQUAL TO THE REGIONAL PERCENTAGE OF 14.3 PERCENT



Source: U.S. Bureau of the Census and SEWRPC.

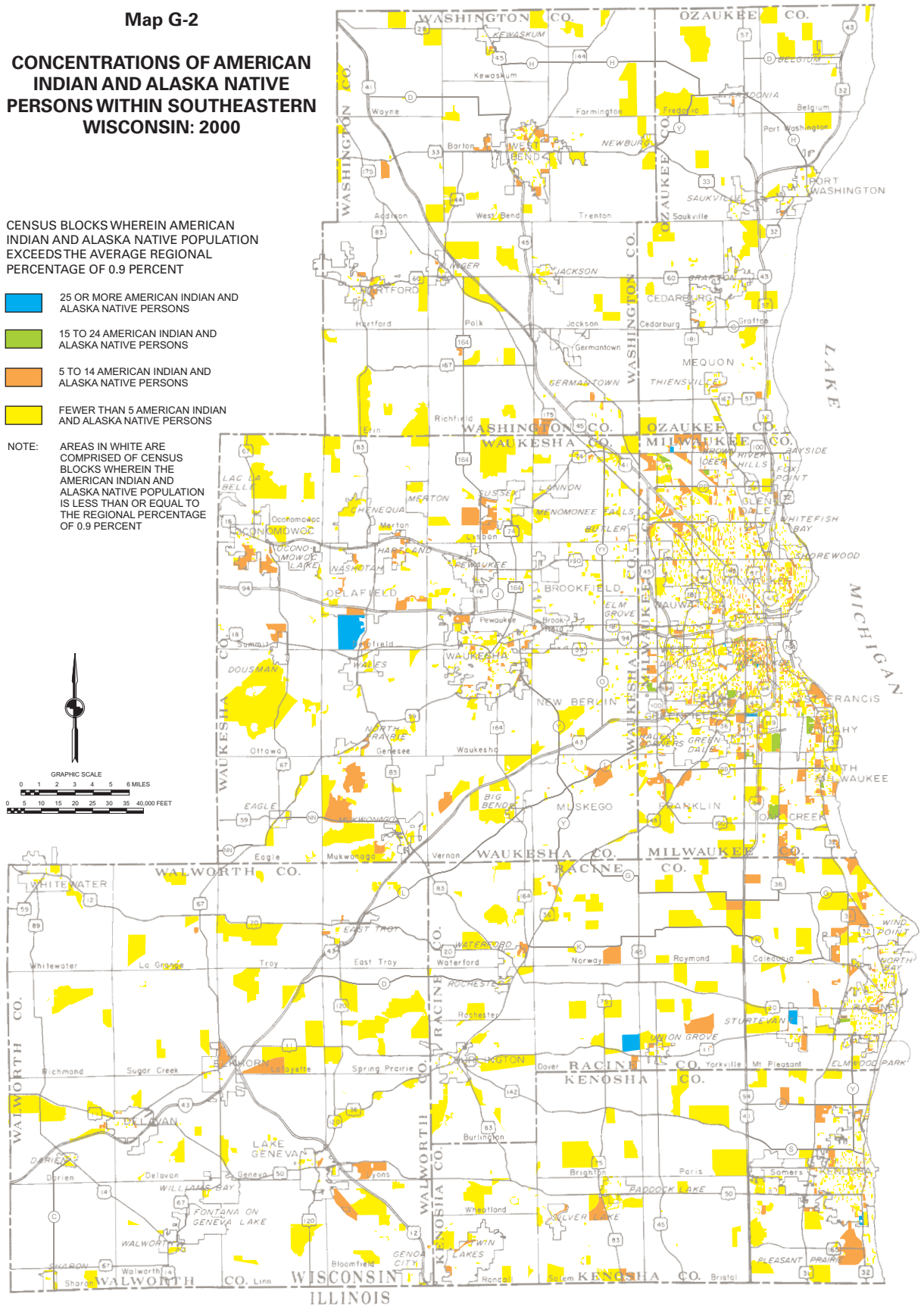
Map G-2

CONCENTRATIONS OF AMERICAN INDIAN AND ALASKA NATIVE PERSONS WITHIN SOUTHEASTERN WISCONSIN: 2000

CENSUS BLOCKS WHEREIN AMERICAN INDIAN AND ALASKA NATIVE POPULATION EXCEEDS THE AVERAGE REGIONAL PERCENTAGE OF 0.9 PERCENT

- 25 OR MORE AMERICAN INDIAN AND ALASKA NATIVE PERSONS
- 15 TO 24 AMERICAN INDIAN AND ALASKA NATIVE PERSONS
- 5 TO 14 AMERICAN INDIAN AND ALASKA NATIVE PERSONS
- FEWER THAN 5 AMERICAN INDIAN AND ALASKA NATIVE PERSONS

NOTE: AREAS IN WHITE ARE COMPRISED OF CENSUS BLOCKS WHEREIN THE AMERICAN INDIAN AND ALASKA NATIVE POPULATION IS LESS THAN OR EQUAL TO THE REGIONAL PERCENTAGE OF 0.9 PERCENT







Source: U.S. Bureau of the Census and SEWRPC.

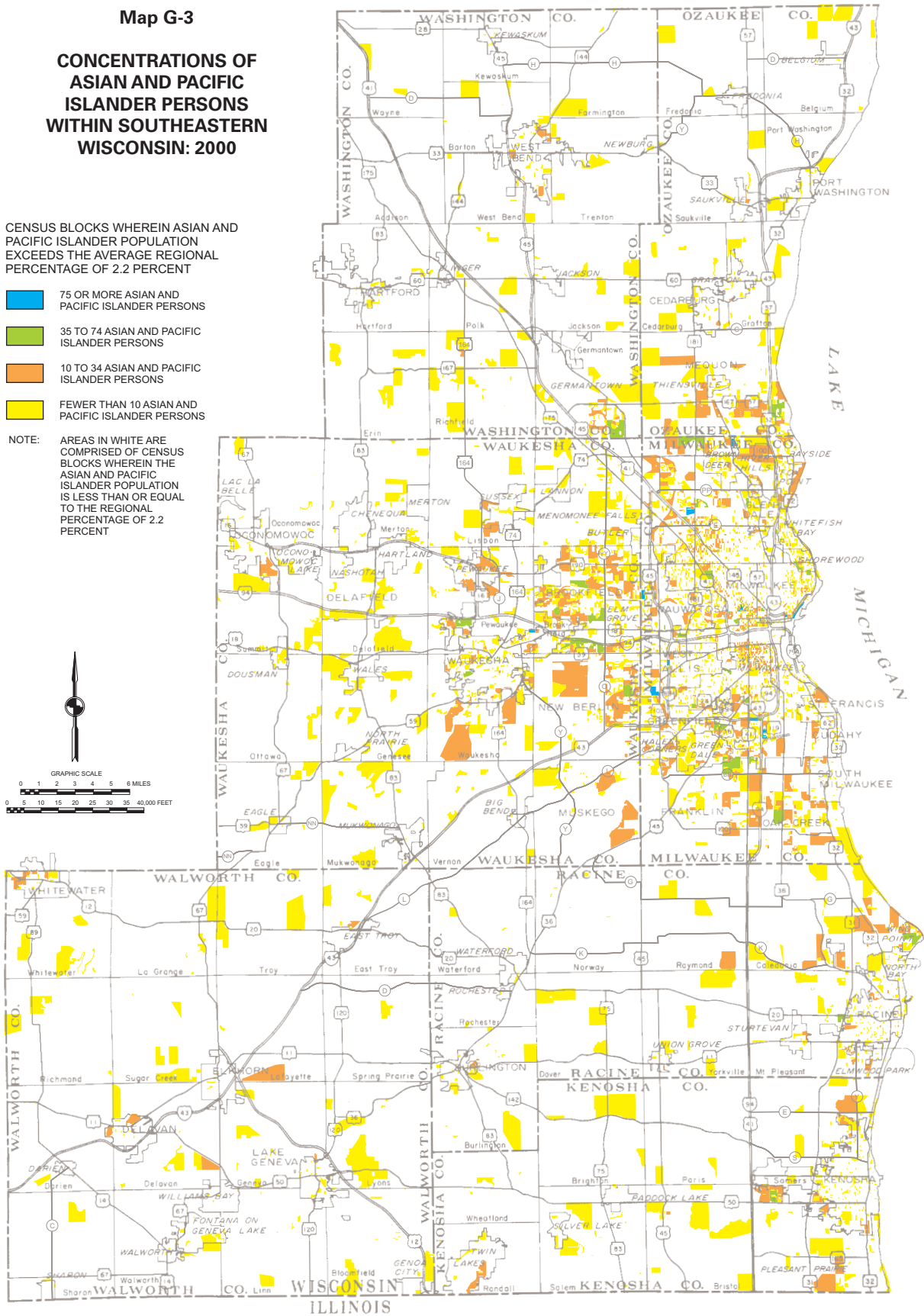
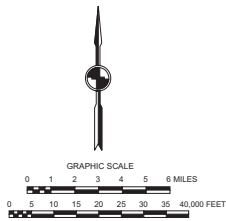
Map G-3

**CONCENTRATIONS OF
ASIAN AND PACIFIC
ISLANDER PERSONS
WITHIN SOUTHEASTERN
WISCONSIN: 2000**

CENSUS BLOCKS WHEREIN ASIAN AND PACIFIC ISLANDER POPULATION EXCEEDS THE AVERAGE REGIONAL PERCENTAGE OF 2.2 PERCENT

-  75 OR MORE ASIAN AND PACIFIC ISLANDER PERSONS
-  35 TO 74 ASIAN AND PACIFIC ISLANDER PERSONS
-  10 TO 34 ASIAN AND PACIFIC ISLANDER PERSONS
-  FEWER THAN 10 ASIAN AND PACIFIC ISLANDER PERSONS





NOTE: AREAS IN WHITE ARE COMPRISED OF CENSUS BLOCKS WHEREIN THE ASIAN AND PACIFIC ISLANDER POPULATION IS LESS THAN OR EQUAL TO THE REGIONAL PERCENTAGE OF 2.2 PERCENT



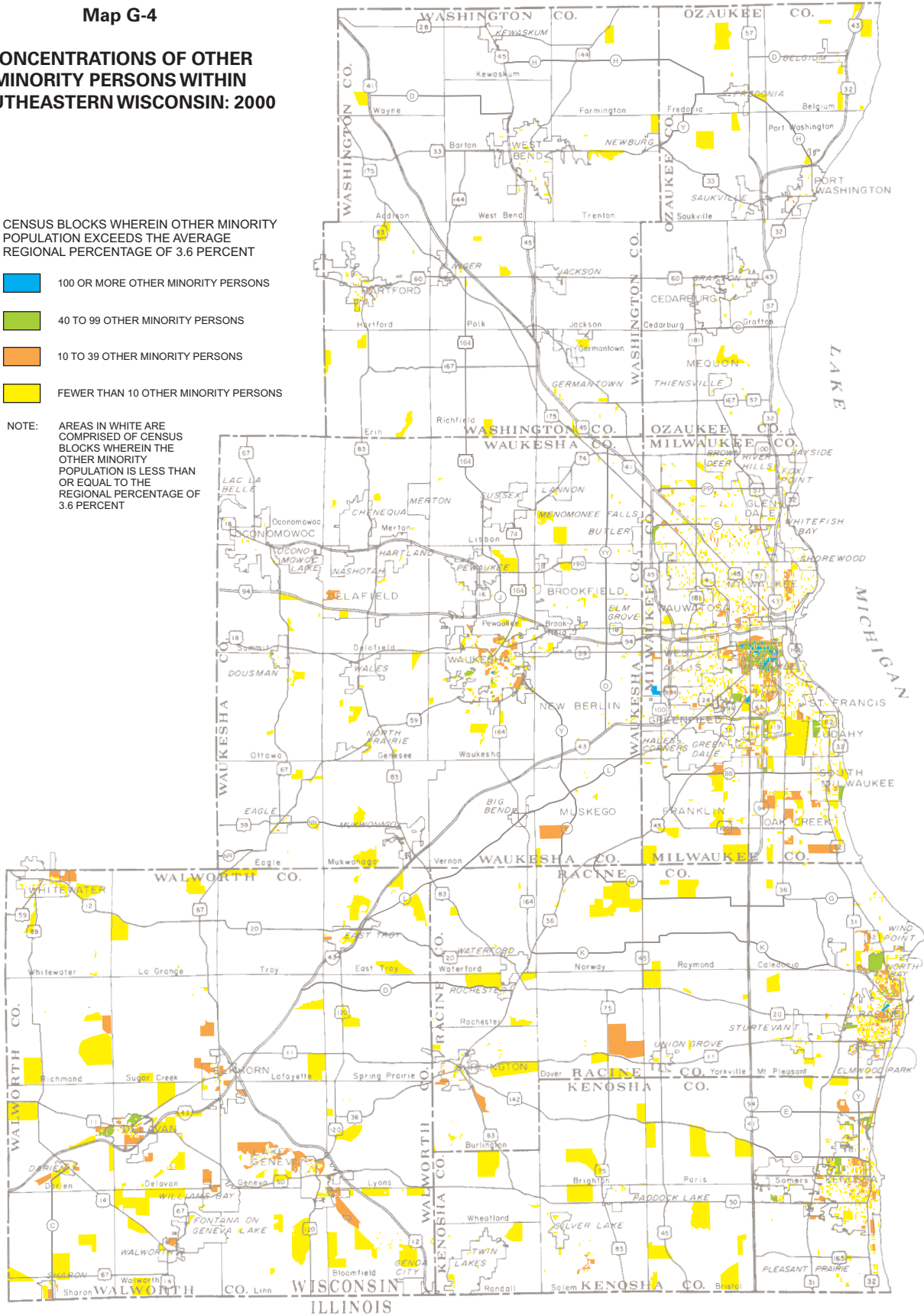
Source: U.S. Bureau of the Census and SEWRPC.

Map G-4
CONCENTRATIONS OF OTHER
MINORITY PERSONS WITHIN
SOUTHEASTERN WISCONSIN: 2000

CENSUS BLOCKS WHEREIN OTHER MINORITY
POPULATION EXCEEDS THE AVERAGE
REGIONAL PERCENTAGE OF 3.6 PERCENT

-  100 OR MORE OTHER MINORITY PERSONS
-  40 TO 99 OTHER MINORITY PERSONS
-  10 TO 39 OTHER MINORITY PERSONS
-  FEWER THAN 10 OTHER MINORITY PERSONS

NOTE: AREAS IN WHITE ARE
COMPRISED OF CENSUS
BLOCKS WHEREIN THE
OTHER MINORITY
POPULATION IS LESS THAN
OR EQUAL TO THE
REGIONAL PERCENTAGE OF
3.6 PERCENT



Source: U.S. Bureau of the Census and SEWRPC.

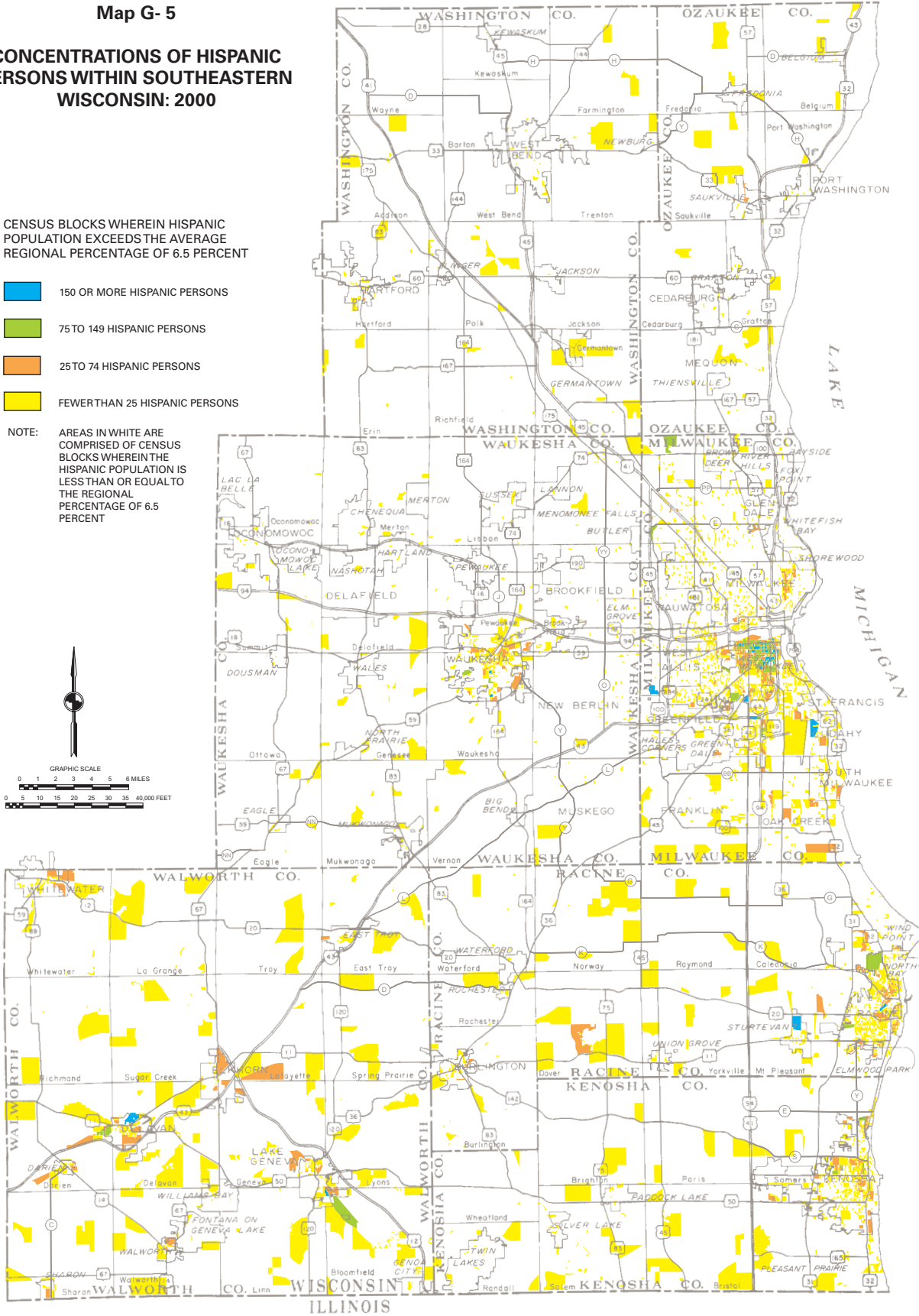
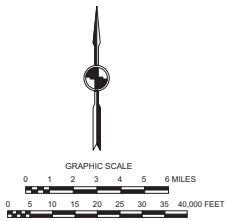
Map G- 5

CONCENTRATIONS OF HISPANIC PERSONS WITHIN SOUTHEASTERN WISCONSIN: 2000

CENSUS BLOCKS WHEREIN HISPANIC POPULATION EXCEEDS THE AVERAGE REGIONAL PERCENTAGE OF 6.5 PERCENT

- 150 OR MORE HISPANIC PERSONS
- 75 TO 149 HISPANIC PERSONS
- 25 TO 74 HISPANIC PERSONS
- FEWER THAN 25 HISPANIC PERSONS

NOTE: AREAS IN WHITE ARE COMPRISED OF CENSUS BLOCKS WHEREIN THE HISPANIC POPULATION IS LESS THAN OR EQUAL TO THE REGIONAL PERCENTAGE OF 6.5 PERCENT



Source: U.S. Bureau of the Census and SEWRPC.

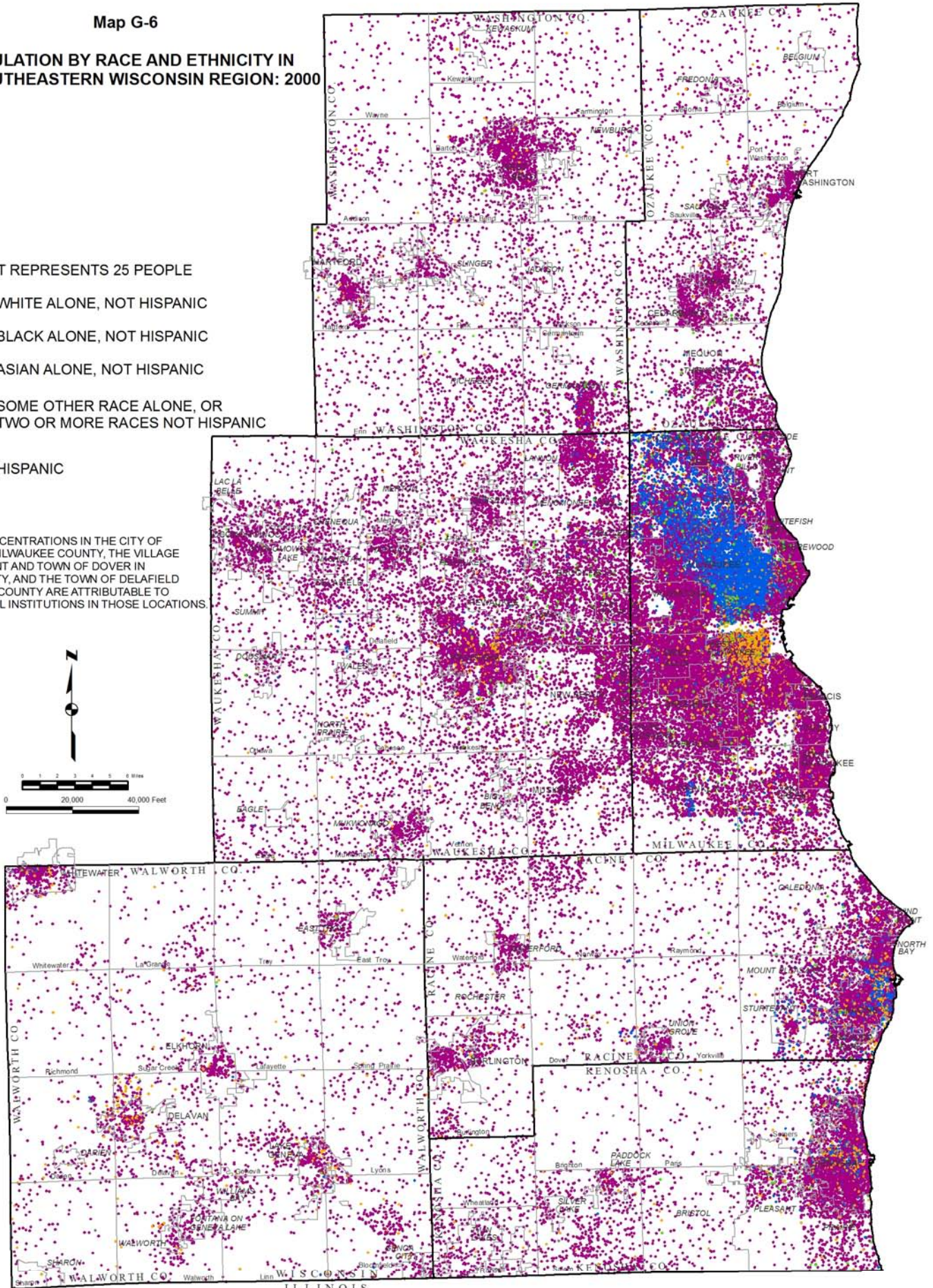
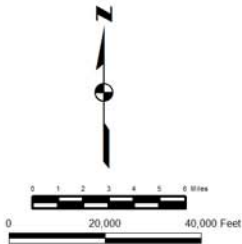
Map G-6

POPULATION BY RACE AND ETHNICITY IN THE SOUTHEASTERN WISCONSIN REGION: 2000

1 DOT REPRESENTS 25 PEOPLE

- WHITE ALONE, NOT HISPANIC
- BLACK ALONE, NOT HISPANIC
- ASIAN ALONE, NOT HISPANIC
- SOME OTHER RACE ALONE, OR TWO OR MORE RACES NOT HISPANIC
- HISPANIC

NOTE: MINORITY CONCENTRATIONS IN THE CITY OF FRANKLIN IN MILWAUKEE COUNTY, THE VILLAGE OF STURTEVANT AND TOWN OF DOVER IN RACINE COUNTY, AND THE TOWN OF DELAFIELD IN WAUKESHA COUNTY ARE ATTRIBUTABLE TO CORRECTIONAL INSTITUTIONS IN THOSE LOCATIONS



Source: U.S. Bureau of the Census and SEWRPC.

Table G-1

POPULATION BY RACE AND HISPANIC ETHNICITY IN THE REGION BY COUNTY: 2000

County	White alone, Non-Hispanic		Minority										Total Population
			Black/ African American		American Indian and Alaska Native		Asian and Pacific Islander		Other Race		Hispanic		
	Number	Percent of Total	Number	Percent of Total	Number	Percent of Total	Number	Percent of Total	Number	Percent of Total	Number	Percent of Total	
Kenosha	127,287	85.1	8,629	5.8	1,314	0.9	1,930	1.3	5,990	4.0	10,757	7.2	149,577
Milwaukee	583,481	62.1	240,113	25.5	11,907	1.3	28,930	3.1	48,227	5.1	82,406	8.8	940,164
Ozaukee	78,894	95.8	917	1.1	335	0.4	1,131	1.4	382	0.5	1,073	1.3	82,317
Racine	150,238	79.6	21,100	11.2	1,448	0.8	1,885	1.0	8,168	4.3	14,990	7.9	188,831
Walworth	85,428	91.1	983	1.0	495	0.5	859	0.9	2,946	3.1	6,136	6.5	93,759
Washington	113,870	96.9	641	0.5	587	0.5	938	0.8	659	0.6	1,529	1.3	117,493
Waukesha	339,905	94.2	3,480	1.0	1,733	0.5	6,497	1.8	4,013	1.1	9,503	2.6	360,767
Region	1,479,103	76.5	275,863	14.3	17,819	0.9	42,170	2.2	70,385	3.6	126,394	6.5	1,932,908

NOTE: As part of the 2000 Federal census, individuals could be reported as being of more than one race. In addition, persons of Hispanic ethnicity can be of any race or combination of races. The figures on this table indicate the number of persons reported as being white alone and non-Hispanic (non-minority) and those of a given minority race or Hispanic ethnicity (as indicated by the column heading), including those who were reported as that race exclusively and those who were reported as that race and one or more other races. Accordingly, the population figures by race and Hispanic ethnicity sum to more than the total population for each County and the Region.

Source: U.S. Bureau of the Census and SEWRPC.

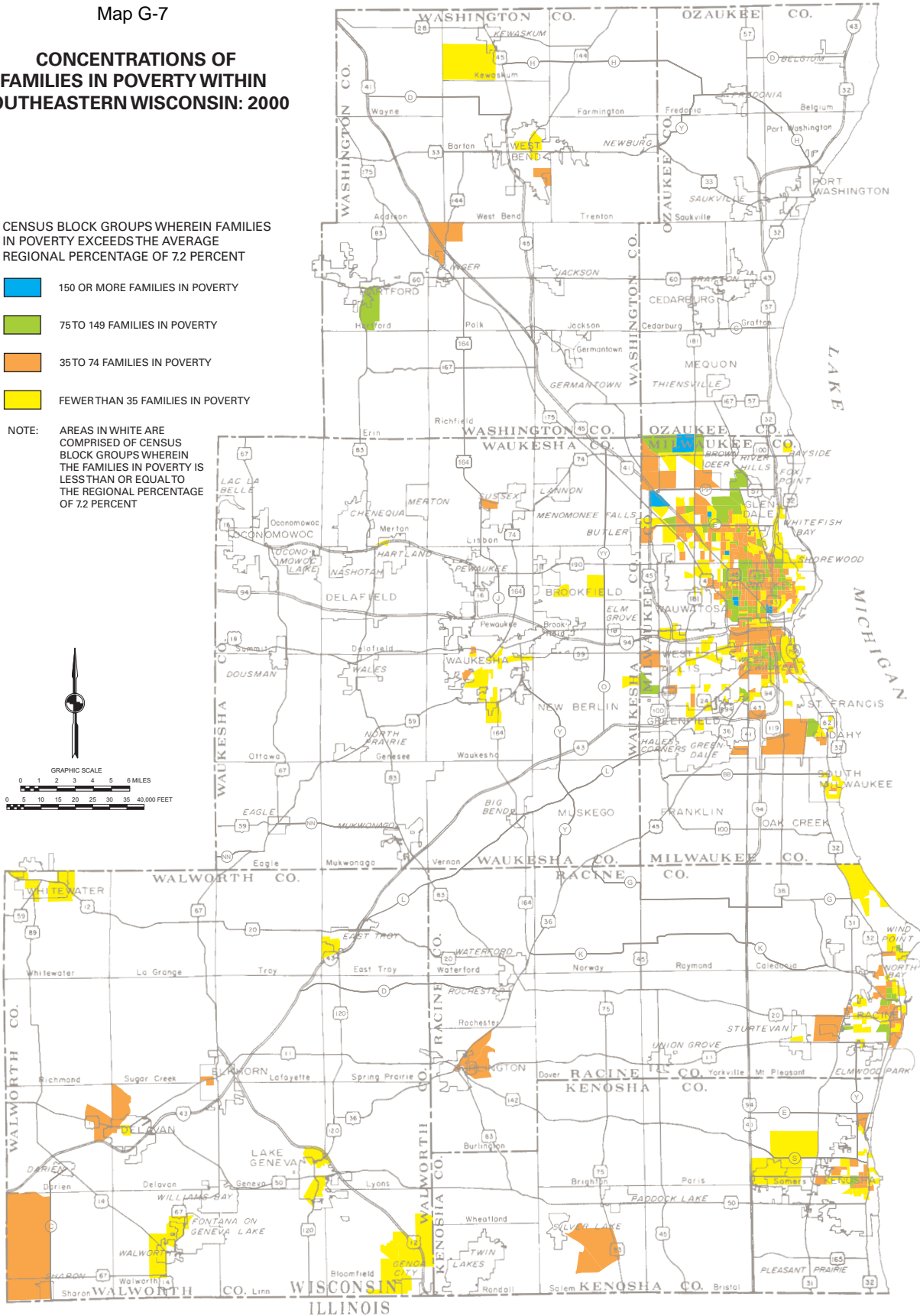
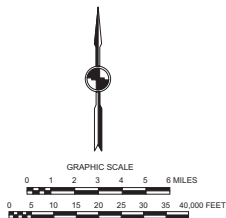
Map G-7

CONCENTRATIONS OF FAMILIES IN POVERTY WITHIN SOUTHEASTERN WISCONSIN: 2000

CENSUS BLOCK GROUPS WHEREIN FAMILIES IN POVERTY EXCEEDS THE AVERAGE REGIONAL PERCENTAGE OF 7.2 PERCENT

- 150 OR MORE FAMILIES IN POVERTY
- 75 TO 149 FAMILIES IN POVERTY
- 35 TO 74 FAMILIES IN POVERTY
- FEWER THAN 35 FAMILIES IN POVERTY

NOTE: AREAS IN WHITE ARE COMPRISED OF CENSUS BLOCK GROUPS WHEREIN THE FAMILIES IN POVERTY IS LESS THAN OR EQUAL TO THE REGIONAL PERCENTAGE OF 7.2 PERCENT



Source: U.S. Bureau of the Census and SEWRPC.

Table G-1

**FAMILIES WITH INCOME BELOW THE POVERTY
LEVEL IN THE REGION BY COUNTY: 2000**

County	Total Families	Families With Income Below the Poverty Level	
		Number	Percent of Total Families
Kenosha	38,671	2,094	5.4
Milwaukee	226,685	26,454	11.7
Ozaukee	23,153	391	1.7
Racine	50,052	2,908	5.8
Walworth	23,388	1,078	4.6
Washington	32,953	867	2.6
Waukesha	101,008	1,674	1.7
Region	495,910	35,466	7.2

NOTE: The U.S. Census Bureau uses a set of money income thresholds that vary by family size and composition to determine poverty status. If a family's total income is less than that family's threshold, then that family, and every individual in it, is considered to be below poverty. Poverty is not defined for people in military barracks, institutional group quarters, or for unrelated individuals under age 15, such as foster children.

**POVERTY THRESHOLDS BY SIZE OF FAMILY AND NUMBER OF RELATED
CHILDREN UNDER 18 YEARS OF AGE FOR PURPOSES OF THE 2000 CENSUS**

Size of family unit	Weighted Average Thresholds	Related Children Under 18 Years								
		None	One	Two	Three	Four	Five	Six	Seven	Eight or more
One person (unrelated individual).....	\$8,501	--	--	--	--	--	--	--	--	--
Under 65 years	8,667	\$8,667	--	--	--	--	--	--	--	--
65 years and over.....	7,990	7,990	--	--	--	--	--	--	--	--
Two persons	10,869	--	--	--	--	--	--	--	--	--
Householder under 65 years	11,214	11,156	\$11,483	--	--	--	--	--	--	--
Householder 65 years and over	10,075	10,070	11,440	--	--	--	--	--	--	--
Three persons.....	13,290	13,032	13,410	\$13,423	--	--	--	--	--	--
Four persons.....	17,029	17,184	17,465	16,895	\$16,954	--	--	--	--	--
Five persons	20,127	20,723	21,024	20,380	19,882	\$19,578	--	--	--	--
Six persons.....	22,727	23,835	23,930	23,436	22,964	22,261	\$21,845	--	--	--
Seven persons.....	25,912	27,425	27,596	27,006	26,595	25,828	24,934	\$23,953	--	--
Eight persons.....	28,967	30,673	30,944	30,387	29,899	29,206	28,327	27,412	\$27,180	--
Nine persons or more.....	34,417	36,897	37,076	36,583	36,169	35,489	34,554	33,708	33,499	\$32,208

Source: U.S. Census Bureau and SEWRPC.

Table G-3

DISTRIBUTION OF EMPLOYED PERSONS BY COUNTY OF RESIDENCE, RACE, AND MODE OF TRAVEL: 2000

Race	Mode of Travel	County of Residence						
		Kenosha	Milwaukee	Ozaukee	Racine	Walworth	Washington	Waukesha
White alone, NonHispanic	Drive alone	84.2	80.3	85.1	86.0	81.3	85.7	87.4
	Carpool	9.9	9.2	7.4	8.4	8.4	8.4	6.8
	Bus	0.5	3.5	0.3	0.7	0.3	0.4	0.6
	Other	3.1	4.7	3.5	2.4	5.7	2.2	2.0
	Worked at home	2.4	2.3	3.7	2.4	4.2	3.3	3.2
	Total	100.0	100.0	100.0	100.0	100.0	100.0	100.0
Black or African American alone	Drive alone	67.7	59.9	83.4	65.1	64.3	85.4	83.4
	Carpool	15.6	15.6	12.4	18.1	18.9	14.6	12.5
	Bus	5.6	18.8	0.0	8.8	0.0	0.0	0.9
	Other	9.5	3.7	2.2	6.4	16.8	0.0	2.5
	Worked at home	1.6	1.9	2.0	1.6	0.0	0.0	0.8
	Total	100.0	100.0	100.0	100.0	100.0	100.0	100.0
Asian alone	Drive alone	81.2	69.6	67.4	73.4	73.8	87.1	79.7
	Carpool	10.9	14.0	25.1	24.2	11.3	10.2	14.4
	Bus	0.0	5.2	0.0	1.2	0.0	0.0	1.3
	Other	5.9	9.5	1.8	1.1	14.5	2.7	1.4
	Worked at home	2.1	1.7	5.7	0.2	0.4	0.0	3.2
	Total	100.0	100.0	100.0	100.0	100.0	100.0	100.0
Other race alone or Two or more races	Drive alone	72.7	60.2	70.7	71.9	63.4	74.7	76.7
	Carpool	19.0	22.9	18.4	19.5	25.4	20.7	16.7
	Bus	0.9	10.1	1.1	3.7	1.1	0.0	1.7
	Other	5.5	5.8	5.6	4.3	7.0	0.0	3.5
	Worked at home	1.9	1.0	4.3	0.6	3.0	4.6	1.3
	Total	100.0	100.0	100.0	100.0	100.0	100.0	100.0
Hispanic	Drive alone	71.3	58.6	70.4	68.8	64.4	81.4	75.4
	Carpool	20.7	24.4	15.9	21.5	22.4	14.8	15.6
	Bus	1.2	10.3	1.1	3.7	1.2	0.0	1.0
	Other	5.1	5.8	8.7	5.3	9.7	2.0	5.9
	Worked at home	1.6	0.9	3.9	0.8	2.3	1.7	2.1
	Total	100.0	100.0	100.0	100.0	100.0	100.0	100.0

Source: U.S. Census Bureau and SEWRPC.

Table G-4

**COMPARISON OF THE PERCENTAGES OF MINORITY POPULATIONS
AND MINORITY POPULATION TRANSIT RIDERSHIP IN MILWAUKEE AND
WAUKESHA COUNTIES, AND THE CITIES OF KENOSHA, RACINE, AND WAUKESHA**

	Minority Proportion of Total Population and Transit System Ridership				
	Milwaukee County	Waukesha County	City of Kenosha	City of Racine	City of Waukesha
Year 2000 Population (U.S. Census)	38 percent	6 percent	21 percent	37 percent	13 percent
Year 2001 Transit System Ridership (SEWRPC and Transit Operator Survey)	59 percent	12 percent	30 percent	52 percent	22 percent

The County-to-County commuting patterns of the minority and white populations in the Region are very similar, as shown in Table G-5.

Figure G-1 displays the expenditures in the first year of the TIP by project category:

- Highway Preservation: Resurfacing, reconstruction, and other projects which result in little or no increase in the traffic-carrying capacity of the existing street system, but which are necessary to maintain existing capacity and structural adequacy of the arterial facility for which the project is proposed.
- Highway Improvement: Projects which increase the capacity of the existing arterial highway system, typically through the addition of traffic lanes.
- Highway Expansion: Projects which increase the capacity of the arterial highway system through development of new arterial streets or highways.
- Transit Preservation: Projects which are necessary to maintain the current quality and level of service on the existing transit system.
- Transit Improvement: Projects which improve the quality and level of service on the existing transit system.
- Transit Expansion: Projects which either expand the existing transit system or create new transit systems or subsystems.
- Highway Safety: Projects designed to improve or eliminate existing unsafe conditions, and are candidates for special federal safety program funding.
- Environmental Enhancement: Projects which do not affect highway system operation or capacity, and have the objective of encouraging alternative modes of travel, and reducing air, noise, or visual pollution.
- Highway Off-System: Projects on streets or highways which are not on the arterial street and highway system and are candidates for special federal funding.

Map G-8 shows the existing public transit system and programmed improvements for the years 2011 to 2014. Comparison of the existing and programmed transit system improvements to the locations of minority and low-income populations indicates that the existing and programmed transit services serve the principal concentrations of minority and low-income populations of Southeastern Wisconsin.

Map G-9 shows the arterial street and highway system preservation, improvement, and expansion projects programmed for the years 2011 through 2014. Comparison of the programmed projects to the locations of minority and low-income populations indicates that there is a balance of programmed highway projects, located within and outside areas of minority and low-income populations. Also, projects which would

Table G-5

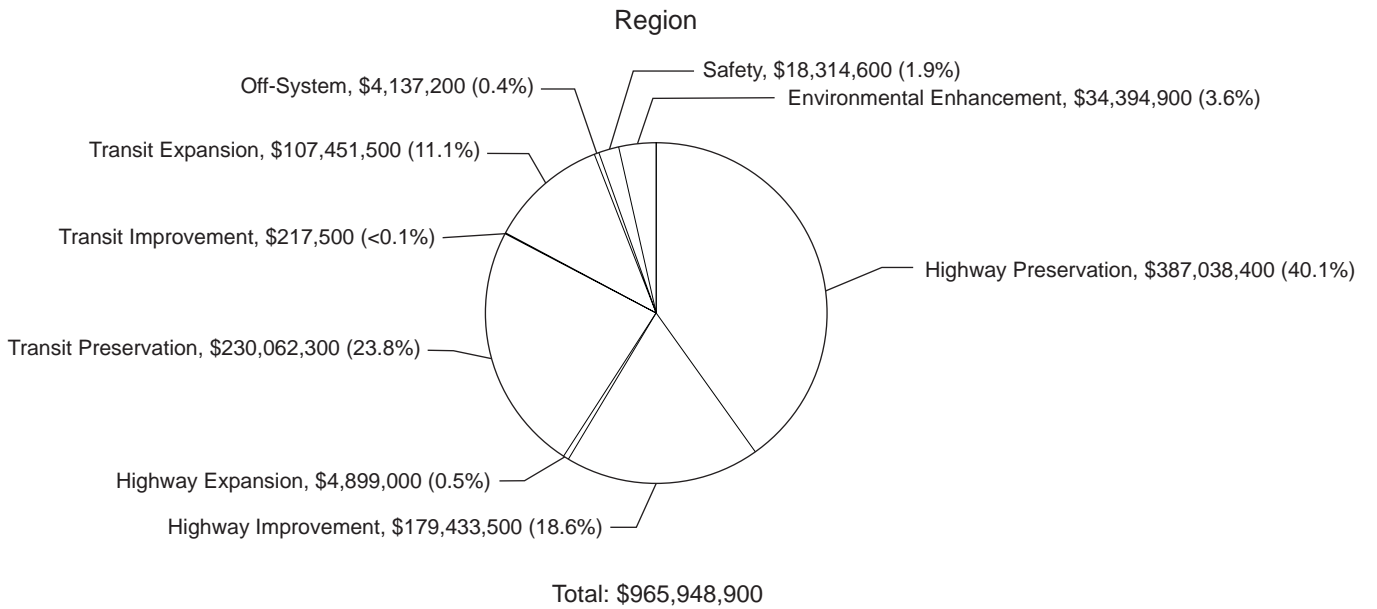
**PERCENTAGE DISTRIBUTION OF EMPLOYED REGION RESIDENTS
BY COUNTY OF RESIDENCE, COUNTY OF WORK, AND RACE: YEAR 2000**

Race	County of Residence	County of Work								Total
		Kenosha	Milwaukee	Ozaukee	Racine	Walworth	Washington	Waukesha	Other	
Total Minority	Kenosha	80.6	6.5	--	11.3	--	--	1.6	--	100.0
	Milwaukee	0.3	85.5	1.8	0.6	0.3	1.1	9.9	0.5	100.0
	Ozaukee	--	35.7	50.0	--	--	7.1	7.1	0.1	100.0
	Racine	5.9	7.6	0.8	82.4	0.8	--	1.7	0.8	100.0
	Walworth	--	3.6	--	3.6	82.1	--	3.6	7.1	100.0
	Washington	--	23.5	5.9	--	--	47.1	17.6	5.9	100.0
	Waukesha	--	30.8	--	1.1	--	1.1	65.9	1.1	100.0
White	Kenosha	79.2	4.2	0.2	12.9	1.3	--	1.6	0.6	100.0
	Milwaukee	0.4	79.7	1.7	1.4	0.2	1.0	14.9	0.7	100.0
	Ozaukee	--	34.7	52.2	0.2	0.2	4.5	5.5	2.7	100.0
	Racine	6.8	16.1	0.5	68.7	2.1	0.3	5.2	0.3	100.0
	Walworth	2.0	5.6	--	5.6	71.6	0.3	7.6	7.3	100.0
	Washington	0.2	22.6	7.3	0.2	0.2	50.8	15.6	3.1	100.0
	Waukesha	0.2	32.0	0.7	0.7	0.7	1.6	62.4	1.7	100.0

Source: U.S. Census Transportation Planning Package and SEWRPC.

Figure G-1

**DISTRIBUTION OF EXPENDITURES IN 2011 OF THE
2011 THROUGH 2014 TRANSPORTATION IMPROVEMENT PROGRAM BY PROJECT CATEGORY**



EXISTING PUBLIC TRANSIT SERVICE WITHIN THE SOUTHEASTERN WISCONSIN REGION: 2010

TRANSIT IMPROVEMENT AND EXPANSION PROJECTS PROGRAMMED FOR THE YEARS 2011 THROUGH 2014

KENOSHA COUNTY

- ENGINEERING AND DESIGN FOR THE EXPANSION OF STREETCAR SERVICE IN THE CITY OF KENOSHA - \$2,500,000
- EXPANSION OF ELECTRIC STREETCAR SERVICE IN THE CITY OF KENOSHA - \$17,624,700
- RECONSTRUCTION AND EXPANSION OF THE METRA TRAIN STATION PLATFORM IN THE CITY OF KENOSHA - \$30,000
- EXPANSION OF ELECTRIC STREETCAR SYSTEM IN THE CITY OF KENOSHA-DOWNTOWN LINE EXTENSION - \$10,329,100





MILWAUKEE COUNTY

- PLANNING, AND PRELIMINARY AND FINAL ENGINEERING OF COMMUTER PASSENGER TRAIN SERVICE IN THE MILWAUKEE-RACINE-KENOSHA CORRIDOR - \$7,500,000
- SUPPORT OF SOUTHEASTERN WISCONSIN REGIONAL PLANNING COMMISSION TRANSIT PLANNING PROGRAM - \$750,000
- IMPLEMENTATION OF A BUS RAPID TRANSIT LINE BY THE MILWAUKEE COUNTY TRANSIT SYSTEM ALONG FOND DU LAC AND NATIONAL AVENUES (12.0 MILES) - \$48,000,000
- IMPLEMENTATION OF THE MILWAUKEE DOWNTOWN CONNECTOR STREETCAR BETWEEN THE MILWAUKEE INTERMODAL STATION AND AN AREA NORTH OF THE CENTRAL BUSINESS DISTRICT - \$61,100,000



WAUKESHA COUNTY

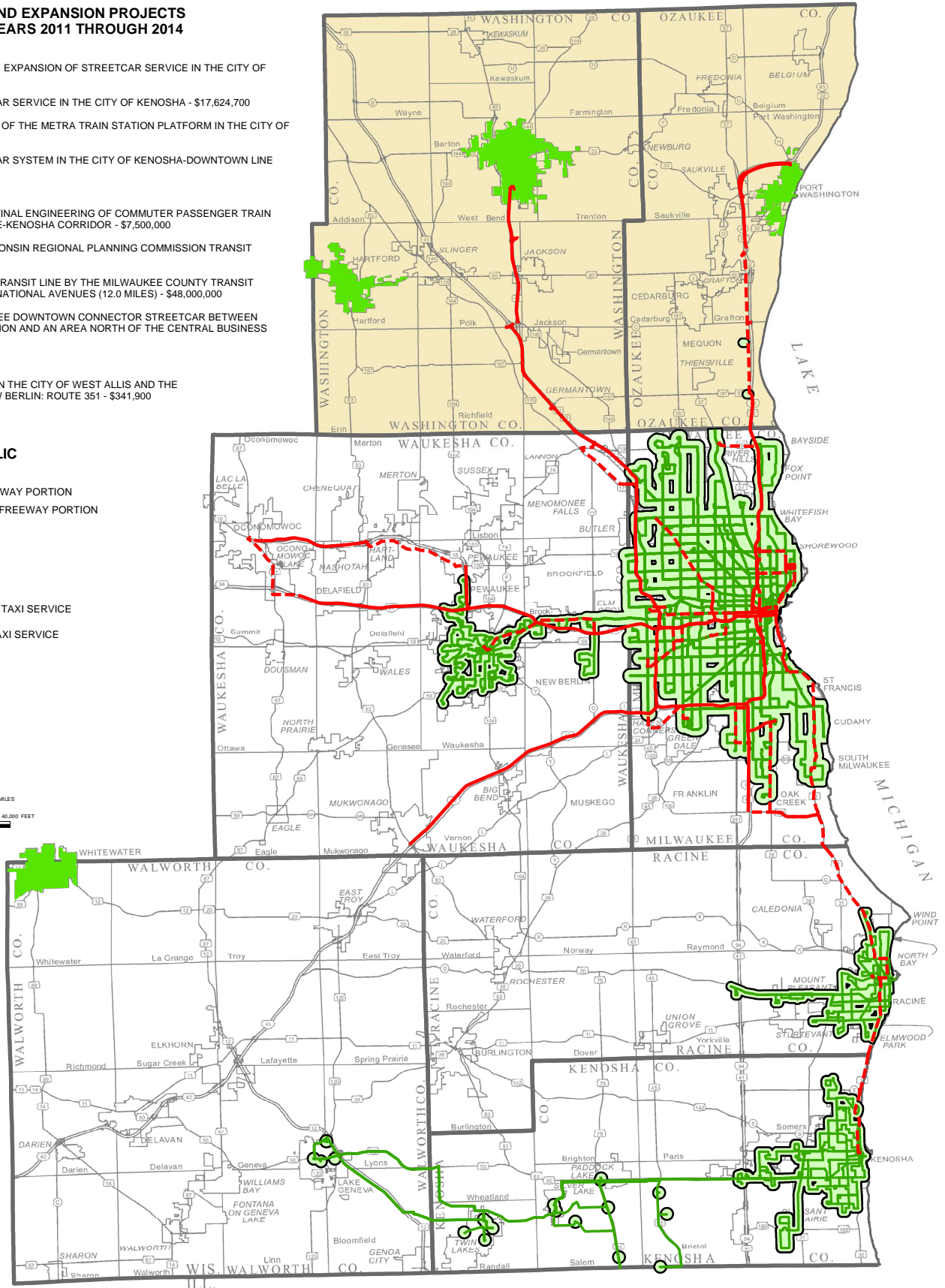

- INITIATE TRANSIT SERVICE BETWEEN THE CITY OF WEST ALLIS AND THE WESTRIDGE BUSINESS PARK IN NEW BERLIN: ROUTE 351 - \$341,900

LOCAL FIXED-ROUTE PUBLIC TRANSIT SERVICE

-  RAPID BUS ROUTE - FREEWAY PORTION
-  RAPID BUS ROUTE - NON-FREEWAY PORTION
-  LOCAL BUS ROUTE
-  TRANSIT SERVICE AREA

LOCAL DEMAND-RESPONSIVE PUBLIC TRANSIT SERVICE

-  MUNICIPAL SHARED-RIDE TAXI SERVICE
-  COUNTY SHARED-RIDE TAXI SERVICE



**COMPARISON OF LOCATION OF CONCENTRATIONS OF TOTAL MINORITY PERSONS
WITHIN SOUTHEASTERN WISCONSIN TO THE HIGHWAY PRESERVATION, IMPROVEMENT, AND EXPANSION
PROJECTS PROGRAMMED FOR THE YEARS 2011 THROUGH 2014**

**CENSUS BLOCKS WHEREIN MINORITY
POPULATION EXCEEDS THE AVERAGE
REGIONAL PERCENTAGE OF 23.5 PERCENT**

- 200 OR MORE MINORITY PERSONS
- 100 TO 199 MINORITY PERSONS
- 50 TO 99 MINORITY PERSONS
- FEWER THAN 50 MINORITY PERSONS

NOTE: AREAS IN WHITE ARE COMPRISED OF CENSUS
BLOCKS WHEREIN THE MINORITY POPULATION IS
LESS THAN OR EQUAL TO THE AVERAGE REGIONAL
PERCENTAGE OF 23.5 PERCENT

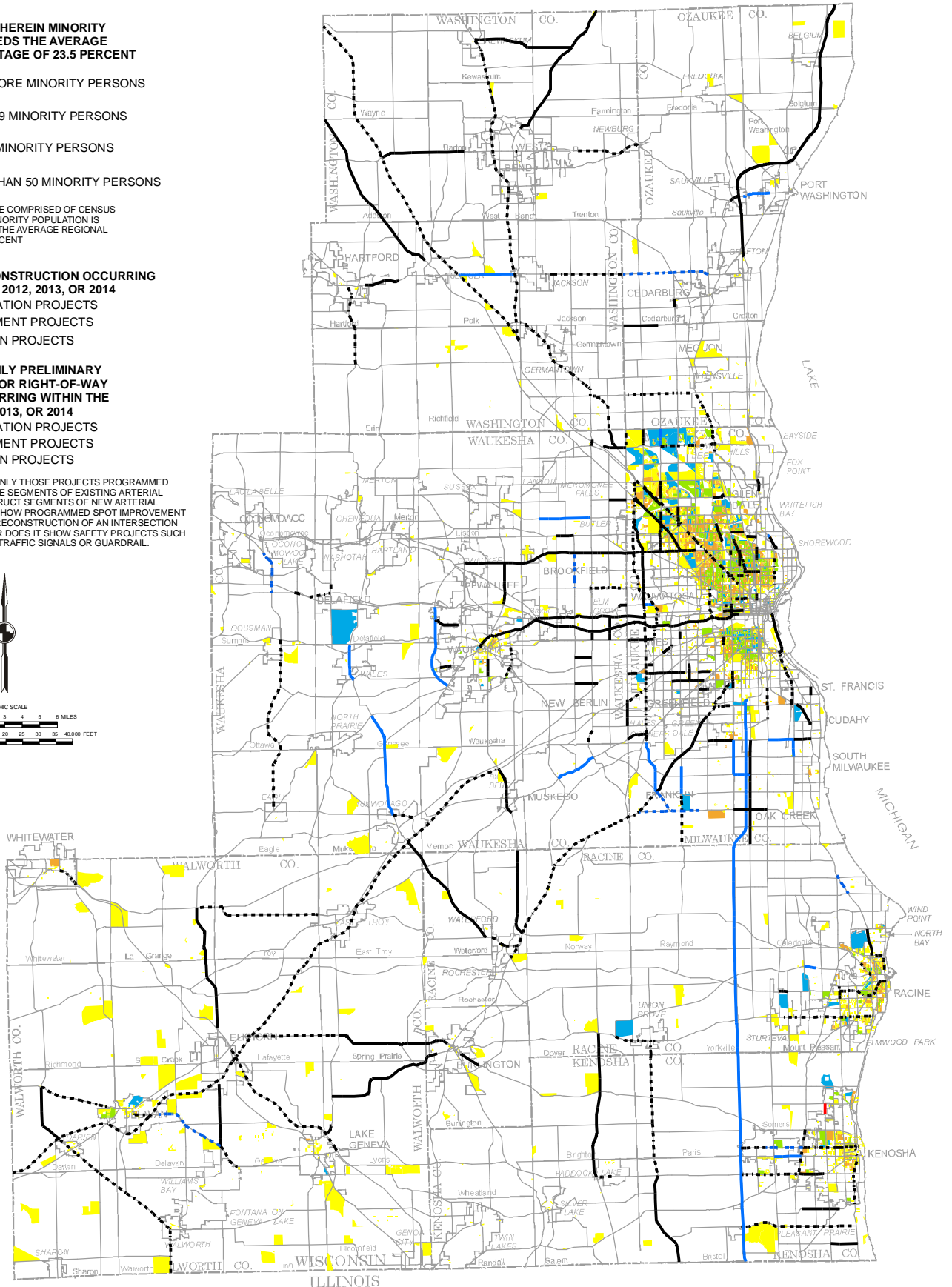
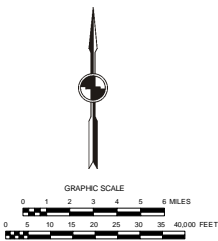
**PROJECTS WITH CONSTRUCTION OCCURRING
IN THE YEARS 2011, 2012, 2013, OR 2014**

- PRESERVATION PROJECTS
- IMPROVEMENT PROJECTS
- EXPANSION PROJECTS

**PROJECTS WITH ONLY PRELIMINARY
ENGINEERING AND/OR RIGHT-OF-WAY
ACQUISITION OCCURRING WITHIN THE
YEARS 2011, 2012, 2013, OR 2014**

- PRESERVATION PROJECTS
- IMPROVEMENT PROJECTS
- EXPANSION PROJECTS

NOTE: THIS MAP SHOWS ONLY THOSE PROJECTS PROGRAMMED
TO PRESERVE OR IMPROVE SEGMENTS OF EXISTING ARTERIAL
FACILITIES, OR TO CONSTRUCT SEGMENTS OF NEW ARTERIAL
FACILITIES. IT DOES NOT SHOW PROGRAMMED SPOT IMPROVEMENT
PROJECTS SUCH AS THE RECONSTRUCTION OF AN INTERSECTION
OR AN INTERCHANGE, NOR DOES IT SHOW SAFETY PROJECTS SUCH
AS THE INSTALLATION OF TRAFFIC SIGNALS OR GUARDRAIL.



significantly improve and expand arterial system capacity are not predominately located in areas of minority and low-income populations.

Map G-10 shows the bicycle and pedestrian facility projects programmed for the years 2011 through 2014. Review of the programmed projects indicates that there is a balance of projects located within and outside areas of minority and low-income population.

Of the total \$966 million in programmed expenditures in the year 2011 by local and State government, approximately \$571 million or 59 percent are for arterial street and highway system projects and \$338 million or 35 percent are for the public transit system.

The bulk of the arterial highway system expenditures--68 percent--are for highway preservation (resurfacing and reconstruction). Less than one percent or \$5 million is for construction of new arterials, and the remaining 31 percent or \$179 million is for arterial reconstruction projects which include additional traffic lanes. About 46 percent or \$83 million of the programmed expenditures for arterial projects with the addition of traffic lanes is for the reconstruction of IH94 in Kenosha, Racine, and Milwaukee Counties from the Wisconsin-Illinois stateline to the Mitchell Interchange in Milwaukee County. Only about 10 to 15 percent of the costs of this reconstruction project are due to its widening from six to eight lanes as part of the reconstruction.

The bulk of the public transit expenditures, \$230 million or 68 percent, are for system preservation, or maintaining existing services. The remainder of public transit expenditures—\$107 million or 32 percent—is for transit system expansion (principally the Milwaukee County bus rapid transit project and the City of Milwaukee streetcar project).

The programmed highway system expenditures of \$571 million include capital projects. Arterial system annual operating and maintenance costs would represent an additional \$64 million. Public transit programmed expenditures of \$338 million include both capital and annual operating (and maintenance) costs. The programmed expenditures on public transit represent about 35 percent of total combined highway and transit expenditures when arterial system operating costs are included with capital costs. The 35 percent expenditure on public transit substantially exceeds the percentage of travel—two percent—in the Region made on public transit, as well as the percentage of travel in the Region made by minority populations on public transit.

The year 2035 regional transportation plan was completed in 2006. A review of the plan, including an assessment of its implementation to date, was completed in 2010. This assessment reviewed plan implementation over the first four years, or 14 percent, of the plan's 29 year planning period. The

**COMPARISON OF LOCATION OF CONCENTRATIONS OF TOTAL MINORITY PERSONS
WITHIN SOUTHEASTERN WISCONSIN TO THE BICYCLE AND PEDESTRIAN PRESERVATION,
IMPROVEMENT, AND EXPANSION PROJECTS PROGRAMMED FOR THE YEARS 2011 THROUGH 2014**

**CENSUS BLOCKS WHEREIN MINORITY
POPULATION EXCEEDS THE AVERAGE
REGIONAL PERCENTAGE OF 23.5 PERCENT**

- 200 OR MORE MINORITY PERSONS
- 100 TO 199 MINORITY PERSONS
- 50 TO 99 MINORITY PERSONS
- FEWER THAN 50 MINORITY PERSONS

NOTE: AREAS IN WHITE ARE COMPRISED OF CENSUS
BLOCKS WHEREIN THE MINORITY POPULATION IS
LESS THAN OR EQUAL TO THE AVERAGE REGIONAL
PERCENTAGE OF 23.5 PERCENT

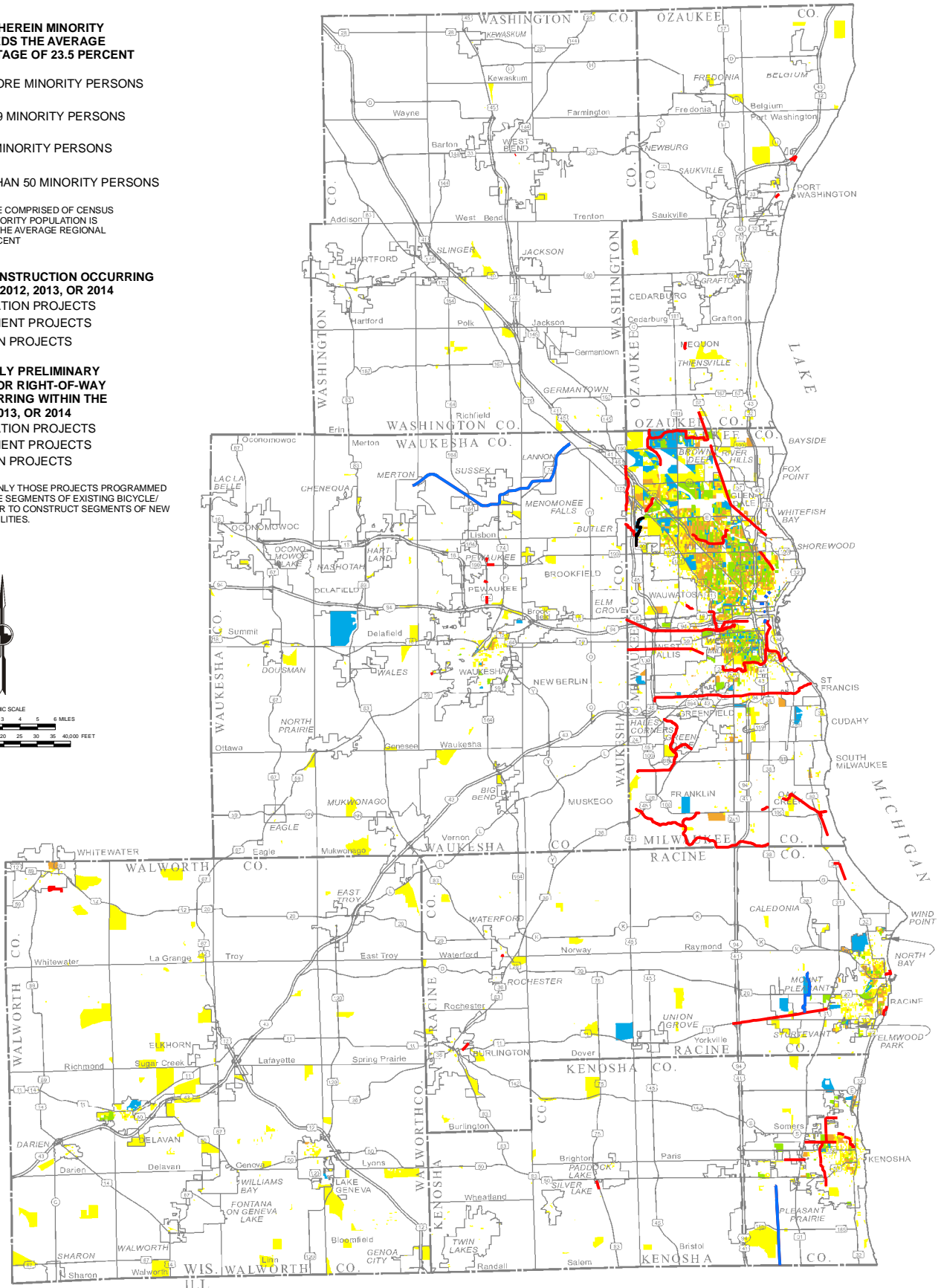
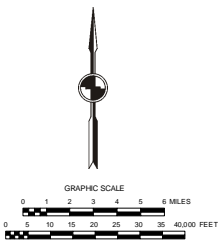
**PROJECTS WITH CONSTRUCTION OCCURRING
IN THE YEARS 2011, 2012, 2013, OR 2014**

- PRESERVATION PROJECTS
- IMPROVEMENT PROJECTS
- EXPANSION PROJECTS

**PROJECTS WITH ONLY PRELIMINARY
ENGINEERING AND/OR RIGHT-OF-WAY
ACQUISITION OCCURRING WITHIN THE
YEARS 2011, 2012, 2013, OR 2014**

- PRESERVATION PROJECTS
- IMPROVEMENT PROJECTS
- EXPANSION PROJECTS

NOTE: THIS MAP SHOWS ONLY THOSE PROJECTS PROGRAMMED
TO PRESERVE OR IMPROVE SEGMENTS OF EXISTING BICYCLE/
PEDESTRIAN FACILITIES, OR TO CONSTRUCT SEGMENTS OF NEW
BICYCLE/PEDESTRIAN FACILITIES.



assessment concluded that implementation was lagging somewhat across all modes, but some implementation had taken place with respect to each mode. Funding availability could be a factor which has affected implementation. With respect to public transit, State legislation for dedicated local funding was recently considered by the State Legislature and Governor, but was not enacted. When implementation lags, the implications for highways differs from transit as highway expenditures are largely capital expenditures and transit expenditures are largely operating expenditures. The effect on highways is a deferral or delay in capital projects. Public transit capital projects may be also deferred and delayed, but the principal effect is a lack of transit improvement and expansion, and reductions in transit service and passenger fare increases beyond the rate of inflation.

The period from 2006 to 2010 represented about 14 percent of the 2035 plan's total plan design period, and between 2006 and 2010 about 5 percent of the plan recommended arterial street and highway capacity improvement and expansion was implemented and about 9 percent of the plan recommended off-street bicycle and path system expansion was implemented. With respect to public transit, about a 7.5 percent expansion of public transit was proposed by 2010, and a decline of about 9 percent in fixed route transit service had occurred along with a 25 percent increase in demand-responsive transit service. In addition, three public transit fixed guideway projects were proceeding to implementation. The City of Milwaukee downtown streetcar line which had received \$54.9 million in Federal Highway Administration (FHWA) Interstate Cost Estimate (ICE) funds was in preliminary engineering, the Milwaukee bus rapid transit line which had received \$36.6 million in FHWA ICE funds was nearing implementation, and the Kenosha-Racine-Milwaukee commuter rail line was seeking Federal approval to initiate preliminary engineering.

* * *

APPENDIX H

SOUTHEASTERN WISCONSIN REGIONAL PLANNING COMMISSION SUMMARY OF RECORD OF PUBLIC INVOLVEMENT

A TRANSPORTATION IMPROVEMENT PROGRAM FOR SOUTHEASTERN WISCONSIN: 2011-2014

BACKGROUND AND CONTEXT

This appendix constitutes the formal record of public involvement in the preparation and review of the 2011 through 2014 transportation improvement program (TIP). The TIP was compiled by an interagency staff team drawn from the Wisconsin Department of Transportation, Southeast Region; the Milwaukee County Department of Public Works; the Milwaukee County Transit System; the City of Milwaukee; and the Regional Planning Commission. This staff team contacted all local engineers, planners, and transit operators within the Region in an attempt to include all proposed State and local government transportation projects in the TIP. The TIP is reviewed by the Regional Planning Commission's Advisory Committees for Transportation System Planning and Programming for the Kenosha, Milwaukee, Racine, and Round Lake Beach urbanized areas. These committees are comprised of local elected and appointed officials and agency representatives responsible for transportation system improvement, operation, and maintenance within each urbanized area and also representatives of Federal and State transportation and environmental protection agencies. The TIP is reviewed by the Regional Planning Commission for consistency with the regional transportation system plan.

The public comment period on the draft TIP extended from Wednesday, December 29, 2010 to January 28, 2011. A public meeting was held on the draft TIP on January 12, 2011, during this comment period. Formal announcement of the public meeting and comment period was provided through paid notices appearing in the *Milwaukee Journal-Sentinel* on December 29, 2010 and in *El Conquistador* on December 31, 2010. A copy of these notices is included in Figure H-1 of this appendix.

Also, beginning on Wednesday, December 29, 2010, copies of the preliminary *Transportation Improvement Program for Southeastern Wisconsin: 2011-2014* were available from the Commission, and were posted on the Commission's website, and were also available for review at the Commission offices during normal business hours of 8:00 a.m. to 4:30 p.m., Monday through Friday. A summary description

of the draft TIP, notice of the public meeting on the draft TIP, and opportunity to submit email comments were also available on the Commission's website. Comments on the transportation improvement program could be submitted by fax, electronically via electronic mail, or via the U.S. mail. Persons with special needs were encouraged to contact the Commission offices in advance so that appropriate arrangements to review a copy of the document could be made.

Since the TIP is consistent with, and serves as a stage of implementation of, the regional transportation plan, most of the projects in the TIP receive public involvement and comment as part of the regional transportation planning process. Projects in the TIP also receive public involvement and comment as part of a local annual or State biennial budget, capital improvement program or program of projects, and preliminary engineering and environmental assessment processes.

No oral comments were made at the public meeting. Figure H-2 provides a summary of, and attendance record for, the public meeting. Figure H-3 provides the written comments received on the draft TIP.

SUMMARY OF COMMENTS

Comments were received from Ms. Karyn Rotker of the American Civil Liberties Union of Wisconsin. The comments were received in three emails and at the January 6, 2011 meeting of the Commission's Environmental Justice Task Force. The emails received are provided in Figure H-3. A summary of the comments, and a response to the comments is provided below:

- Comment: Add to the maps in Appendix G, "Assessment of Impacts of the Regional Transportation Improvement Program on Minority and Low-Income Populations in Southeastern Wisconsin," which display the location of minority populations in Southeastern Wisconsin, a map which shows the location of both the white non-hispanic population and the minority populations.
 - Response: The requested map was added to Appendix G.

- Comment: Replace the two Appendix G tables--one displaying racial minority population and the other displaying the hispanic population--with a single table showing the white non-hispanic population and each minority race and hispanic population.
 - Response: The requested table has been added to Appendix G.

- Comment: Add to the work trip mode of travel information for minority populations presented in Appendix G information regarding non-work trip mode of travel for minority populations.

- Response: The requested information has been added to Appendix G.
- Comment: Add to Appendix G information concerning the proportion of transit ridership by minority populations.
 - Response: This information was added to Appendix G along with data identifying the proportion of the total population that is minority population.
- Comment: The regional transportation plan provided recommendations for both transit service expansion and highway capacity expansion. Appendix G should include an assessment of the extent to which each has been implemented to date.
 - Response: The requested assessment of regional transportation plan implementation has been added to Appendix G.
- Comment: Include consideration of a “Milwaukee Journal-Sentinel” newspaper article which summarizes the most recent year 2010 annual Texas Transportation Institute urban mobility report. Consideration should be given to placing a greater priority on public transit projects over highway capacity expansion projects, as the report indicates a decline in total congestion delay and a relatively low average work trip traveltime in the Milwaukee area.
 - Response: The requested article and Milwaukee area data from the year 2010 urban mobility report are provided in Figure H-3. The data indicate a decline in total congestion delay in the Milwaukee area and stability in the average ratio of peak period traveltime to free-flow traveltime in the Milwaukee area. The Commission’s data on traffic volume and congestion is collected and analyzed on a five year cycle, with year 2010 data being collated and analyzed at this time. Due to the economic downturns in 2001 and 2008, the Commission’s traffic volume and congestion data may indicate no increase, or a decline from 2005 to 2010. Whether this trend would continue in the long run will be considered in a major update, extension, and reevaluation of the regional transportation plan which will be conducted over the next few years.

The current regional transportation plan recommends a 10 percent expansion in arterial lane-miles over the next 30 years. The capacity expansion, thus, is not systemwide, but limited to a few arterial facilities which currently, and/or are forecast in the future, to experience traffic congestion.

The implementation of arterial capacity expansion, typically occurs when an existing arterial facility requires reconstruction, and the reconstruction includes consideration of the recommended capacity expansion--which may only modestly add to reconstruction costs (12 to 15 percent for freeway reconstruction projects).

State and local governments planning and programming arterial capacity expansion projects also have responsibilities for funding public transit, and operating (local governments) public transit. As they implement arterial and transit projects, program arterial and transit projects, and work with the Commission in long-range planning for arterial and transit systems, they reflect their priorities as local and State governments.

Figure H-1

NOTICE OF PUBLIC MEETING AND REVIEW PERIOD

HAVE INPUT ON PROPOSED TRANSPORTATION PROJECTS FOR UPCOMING YEARS...

**PUBLIC INFORMATIONAL MEETING AND REVIEW PERIOD ON
SOUTHEASTERN WISCONSIN REGIONAL
TRANSPORTATION IMPROVEMENT PROGRAM: 2011-2014**

The draft *TRANSPORTATION IMPROVEMENT PROGRAM for Southeastern Wisconsin: 2011-2014* (TIP) is now available for review and comment through January 28, 2011. The TIP lists State and local public transit and roadway projects within Kenosha, Milwaukee, Ozaukee, Racine, Walworth, Washington, and Waukesha Counties proposed for the next four years.

Copies of the draft TIP are available electronically at the Regional Planning Commission's web site – www.sewrpc.org/tip – or from the Commission offices. Commission staff are available weekdays between 8:00 a.m. and 4:30 p.m. to meet with the public and to answer any questions concerning the TIP. Public comments are encouraged and invited.

A public informational meeting on the draft TIP will be held January 12, 2011. Staff will be available in an "open house" format from 4:00 p.m. to 6:00 p.m. to individually answer questions and provide information. Oral comment may be given to a court reporter during the meeting or written comments may be submitted. The public informational meeting will be held:

**Wednesday, January 12, 2011, 4:00 – 6:00 p.m.
Tommy G. Thompson Youth Center
Banquet Room 1
640 South 84 Street
Milwaukee, Wisconsin**

Persons with special needs are asked to contact the Commission offices (below) a minimum of 3 business days in advance so that appropriate arrangements can be made.

The meeting also provides an opportunity to review and comment on the regional transportation plan for southeastern Wisconsin. The regional transportation plan recommends the highway and transit improvements needed to meet existing and long term future needs to the year 2035, and is prepared by the Commission in cooperation with State and local governments. Information on the regional transportation plan is available on the Commission website – www.sewrpc.org/tip – or can be obtained by contacting Commission staff at 262-547-6721.

Written comments may also be provided following the public-informational meeting via U.S. mail, fax or e-mail through January 28, 2011. Please contact:

**Southeastern Wisconsin Regional Planning Commission
P.O. Box 1607
W239 N1812 Rockwood Drive
Waukesha, Wisconsin 53187-1607
Phone: 262-547-6721
Fax: 262-547-1103
E-mail: TIP@sewrpc.org
Web Site: www.sewrpc.org/tip**

The public involvement activities and the length of public review and comment period described in this notice for the draft Transportation Improvement Program for Southeastern Wisconsin: 2011-2014 will satisfy the Federal Transit Administration public involvement requirements for the Program of Projects prepared by local transit operators.

Figure H-1 continued

**DE SU OPINIÓN EN LOS PROYECTOS DE TRANSPORTACIÓN PROPUESTOS PARA LOS AÑOS VENIDEROS...
REUNIÓN DE INFORMACIÓN PÚBLICA Y PERIODO DE REVISIÓN EN EL PROGRAMA DE MEJORA DE TRANSPORTACIÓN REGIONAL DE SURESTE DE WISCONSIN 2011-2014**

El bosquejo del Programa de Mejoras de Transportación Para el Sureste de Wisconsin 2011-2014 (TIP) está ahora disponibles hasta el 28 de enero de 2011 para revisión y comentarios. El TIP es una lista de proyectos de tránsito público de carreteras del estado y gobiernos local dentro los condados de Kenosha, Milwaukee, Ozaukee, Racine, Walworth, Washington y Waukesha que han sido propuesto para los próximos 4 años. Copias del bosquejo están disponibles electrónicamente en la página de la Internet - www.sewrpc.org/tip - de la Comisión Regional de Planeo o en las oficinas de la Comisión. Personal de la Comisión estarán disponibles durante los días de semana entre las 8:00 a.m. y 4:30 p.m. para reunirse con el público y para contestar preguntas concenientes a TIP. Comentarios publicos son alentados e invitados.

Una reunión pública informativa en relación al bosquejo de TIP se llevará a cabo el 12 de enero de 2011. El personal estará disponible en un formato de "casa abierta" de 4:00 p.m. a 6:00 p.m. para contestar individualmente preguntas y proveer información. Comentarios orales pueden ser dados a una reportera de la corte durante la reunión o comentarios escritos pueden ser sometidos. La reunión de informativa pública se llevará a a cabo el:

Miércoles, 12 de enero de 2011, 4:00 – 6:00 p.m.
Tommy G. Thompson Youth Center
Banquet Room 1
640 S. 84th St.
Milwaukee, Wisconsin

Personas con necesidades especiales se les pide se comuniquen con las oficinas de la Comisión (abajo) con mínimo de 3 días de anticipación para que arreglos apropiados puedan ser hechos.

La reunión también provee una oportunidad para revisar y comentar en el plan de transportación regional para el sureste de Wisconsin. El plan regional de transportación recomienda las mejoras para autopistas y carreteras que son necesarias para llenar las necesidades existentes y necesidades de largo plazo para el año 2035, y es preparado por la comisión en cooperación con gobiernos estatales y locales. Información sobre el plan regional de transportación está disponible en la página de la Internet de la Comisión – www.sewrpc.org/regtransplan - o pueden ser obtenidas por medio de comunicarse con el personal de la Comisión en el 262-547-6721.

Comentarios por escrito también podrán ser proviedos después de la reunión informativa pública por medio del correo, fax o correo electrónico hasta el 28 de enero de 2011. Favor de comunicarse con:

Southeastern Wisconsin Regional Planning Commission
P.O. Box 1607
W239 N1812 Rockwood Drive
Waukesha, Wisconsin 53187-1607
Teléfono: 262-547-6721
Fax: 262-547-1103
E-mail: TIP@sewrpc.org
Página de la Internet: www.sewrpc.org/tip

Las actividades de envolvimento público y lo largo del periodo de la revisión pública y comentarios descritos en esta nota para el bosquejo del Programa de Mejoras en Transportación para el Sureste de Wisconsin 2011-2014 van a satisfacer los requisitos de envolvimento publico de la Administración Federal de Tránsito para el Programa de Proyectos preparados por operadores de tránsito locales.

HAVE INPUT ON PROPOSED TRANSPORTATION PROJECTS FOR UPCOMING YEARS...

**PUBLIC INFORMATIONAL MEETING AND REVIEW PERIOD ON
SOUTHEASTERN WISCONSIN REGIONAL
TRANSPORTATION IMPROVEMENT PROGRAM: 2011-2014**

The draft *Transportation Improvement Program for Southeastern Wisconsin: 2011-2014* (TIP) is now available for review and comment through January 28, 2011. The TIP lists State and local public transit and roadway projects within Kenosha, Milwaukee, Ozaukee, Racine, Walworth, Washington, and Waukesha Counties proposed for the next four years.

Copies of the draft TIP are available electronically at the Regional Planning Commission's web site – www.sewrpc.org/tip – or from the Commission offices. Commission staff are available weekdays between 8:00 a.m. and 4:30 p.m. to meet with the public and to answer any questions concerning the TIP. Public comments are encouraged and invited.

A public informational meeting on the draft TIP will be held January 12, 2011. Staff will be available in an "open house" format from 4:00 p.m. to 6:00 p.m. to individually answer questions and provide information. Oral comment may be given to a court reporter during the meeting or written comments may be submitted. The public informational meeting will be held:

Wednesday, January 12, 2011, 4:00 – 6:00 p.m.
Tommy G. Thompson Youth Center
Banquet Room 1
640 South 84th Street
Milwaukee, Wisconsin

Persons with special needs are asked to contact the Commission offices (below) a minimum of 3 business days in advance so that appropriate arrangements can be made.

The meeting also provides an opportunity to review and comment on the regional transportation plan for southeastern Wisconsin. The regional transportation plan recommends the highway and transit improvements needed to meet existing and long term future needs to the year 2035, and is prepared by the Commission in cooperation with State and local governments. Information on the regional transportation plan is available on the Commission website—www.sewrpc.org/regtransplan—or can be obtained by contacting Commission staff at 262-547-6721.

Written comments may also be provided following the public informational meeting via U.S. mail, fax or e-mail through January 28, 2011. Please contact:

Southeastern Wisconsin Regional Planning Commission
P.O. Box 1607
W239 N1812 Rockwood Drive
Waukesha, Wisconsin 53187-1607
Phone: 262-547-6721
Fax: 262-547-1103
E-mail: TIP@sewrpc.org
Web Site: www.sewrpc.org/tip

The public involvement activities and the length of public review and comment period described in this notice for the draft Transportation Improvement Program for Southeastern Wisconsin: 2011-2014 will satisfy the Federal Transit Administration public involvement requirements for the Program of Projects prepared by local transit operators.

Figure H-2

SUMMARY AND ATTENDANCE RECORD, PUBLIC MEETING
WEDNESDAY, JANUARY 12, 2011

TRANSPORTATION IMPROVEMENT PROGRAM
FOR SOUTHEASTERN WISCONSIN: 2011-2014

4:00-6:00 p.m.

Tommy G. Thompson Youth Center

Banquet Room 1

640 South 84th Street

Milwaukee, Wisconsin

The public meeting began at 4:00 p.m. and ended at 6:00 p.m. The meeting was held in an open house format, displaying information regarding and relevant to the *Transportation Improvement Program for Southeastern Wisconsin: 2011-2014*. Staff from the Southeastern Wisconsin Regional Planning Commission was available to discuss the transportation improvement program (TIP) and to answer questions from the public.

None of the three attendees made an oral comment on the draft TIP.

ATTENDANCE RECORD

SEWRPC Staff

Sonia Dubielzig
Christopher T. Hiebert
Ryan W. Hoel
Gary Korb
Xylia N. Rueda
Kenneth R. Yunker

Senior Planner
Chief Transportation Engineer
Principal Engineer
Regional Planning Educator
Planner
Executive Director

Attendees

Michelle Shallowhorn
Alison Montgomery
John Kugel

Citizen, Milwaukee County
Citizen, Milwaukee County
Citizen, Milwaukee County

Figure H-3

WRITTEN COMMENTS RECEIVED FROM PRIVATE CITIZENS

TRANSPORTATION IMPROVEMENT PROGRAM FOR SOUTHEASTERN WISCONSIN: 2011-2014

From: Karyn Rotker [krotker@aclu-wi.org]
Sent: Tuesday, January 04, 2011 4:03 PM
To: Anderson, Nancy M.
Cc: Yunker, Kenneth R.
Subject: RE: Important segregation data for the housing study

thanks, this is more helpful and accurate.

But I also see this: "The minority population utilizes public transit more than the white population of the Region, although the automobile is by far the dominant mode of travel for the minority population."

that may be true but it omits some important caveats:

- 1) This is for the **employed** minority population. Which begs the question of whether declining transit/job access (see, e.g., http://www4.uwm.edu/ced/publications/transitjobs_2010.pdf, <http://www4.uwm.edu/ced/publications/transitstudy08.pdf>) is related to the higher unemployment rates for persons of color in the region.
- 2) This doesn't address access to non-employment transit use/access (e.g., for school, medical care, and other important activities).

There are probably other comments I'll have, but these occur to me off the top of my head.

Karyn

From: Karyn Rotker [mailto:krotker@aclu-wi.org]
Sent: Tuesday, January 04, 2011 8:29 AM
To: Anderson, Nancy M.
Subject: RE: Important segregation data for the housing study

Nancy

I also saw in the new TIP plan the same mapping and data problems as in the housing study.

The maps don't show where white non-hispanic or non-low-income persons live (only where persons of color and low income persons live). There's no single dot-map, or something like that, to show overall and relational residential patterns.

And there are two separate charts, one for race, one for hispanic status, when the typical way of doing this is to include a single data chart that includes white non-hispanic, hispanic of all races, black, asian, etc. it's very confusing and unclear to divide those into two separate charts.

I don't know if you're the one in charge of this, but I hope it could be corrected. Especially in light of the extent of segregation in the region, it's important that also appear in the TIP analysis.

Karyn

From: Karyn Rotker <krotker@aclu-wi.org>
Sent: Thursday, January 20, 2011 11:26 AM
To: tip
Cc: Yunker, Kenneth R.
Subject: TIP preparation and Environmental Justice

I request that this article and the underlying data - particularly concerning the fact that Milwaukee has one of the lowest commute times in the United States - be considered and addressed in the TIP and other transportation planning processes, including in the environmental justice context and in an analysis of what kinds of offsetting benefits must be provided to minority and low income populations. That is, if - as this shows - commute times are not a large problem in the region and are actually lessening, not increasing, then prioritizing highway improvement and expansion projects, which benefit non-minority and non-low-income commuters **proportionally** more than they benefit minority and low income persons, are even less justified - especially in light of the significant reductions in transit, which are **disproportionately** burdening minority and low income persons.

<http://www.jsonline.com/news/milwaukee/114281234.html>

"Times spent motoring below freeway speeds totaled 24.1 million hours in the Milwaukee area in 2009, a decrease from 2008 and a significant drop from the peak of nearly 29 million hours in 2004."

"Milwaukee drivers were found to have one of the easiest commutes in the country. The average commute time reported in the American Community Survey was 22 minutes, tied with Salt Lake City and Buffalo for the third-shortest of 50 large metropolitan areas."

Karyn

Karyn L. Rotker
 Senior Staff Attorney
 Poverty, Race & Civil Liberties Project
 ACLU of Wisconsin Foundation
 207 E. Buffalo St. #325
 Milwaukee WI 53202
 (414) 272-4032 ext. 21
 (414) 272-0182 (fax)
krotker@aclu-wi.org
www.aclu-wi.org

Milwaukee freeways rank 44th in traffic congestion, report finds

But time stuck on freeway has improved since 2004

By Tom Held of the Journal Sentinel

Jan. 20, 2011 | (62) Comments

Congestion on Milwaukee-area freeways cost Milwaukee commuters and truckers \$570 million in lost time and added fuel burned in 2009, an improvement from previous years, based on a new report from the Texas Transportation Institute.

In the institute's [annual measure of freeway congestion](#), Milwaukee ranked as the 44th-worst area in the country for the amount of time motorists spend stuck in traffic.

Chicago motorists earned a dubious victory. Their annual delay of 70 hours tied with the Washington, D.C., area for most congestion, but the cost of \$1,738 per commuter was the highest in the land.

According to the institute study, delays in the Milwaukee area during peak travel hours cost each commuter \$588 in 2009, including added fuel costs and an estimated time tab of \$16.01 per hour.

Time spent motoring below freeway speeds totaled 24.1 million hours in the Milwaukee area in 2009, a decrease from 2008 and a significant drop from the peak of nearly 29 million hours in 2004.

Rob Henken, president of the [Public Policy Forum](#), took a look at the numbers released Thursday morning.

"When we're talking about adding capacity and do we need more lane-miles to accommodate what some perceive to be growing congestion, this data would challenge that notion and needs to be added to the several pieces of data used by the regional planning commission and the Department of Transportation making decisions on highway projects," he said.

"Going back further, data shows, traffic congestion in the Milwaukee area has not gotten worse, but actually has gotten slightly better."

Nationally, the trend of reduced congestion tied to the recession appears to be reversing.

According to the institute's findings, congestion cost motorists \$114.8 billion in 2009. The cost to the average commuter was estimated to be \$808.

An average commuter spends 34 hours per year stuck in traffic.

In [another recent measure of motoring](#), Milwaukee drivers were found to have one of the easiest commutes in the country. The average commute time reported in the American Community Survey was 22 minutes, tied with Salt Lake City and Buffalo for the third-shortest of 50 large metropolitan areas.

The Mobility Data for Milwaukee WI

Inventory Measures	2009	2008	2007	2006	2005	2004
Urban Area Information						
Population (1000s)	1,485	1,475	1,470	1,465	1,460	1,455
Rank	32	32	31	31	31	31
Peak Travelers (1000s)	820	811	807	803	796	789
Freeway						
Daily Vehicle-Miles of Travel (1000s)	10,194	10,445	11,055	10,950	10,750	10,940
Lane-Miles	745	745	745	745	725	725
Arterial Streets						
Daily Vehicle-Miles of Travel (1000s)	14,108	14,455	14,545	14,520	14,400	14,800
Lane-Miles	3,990	3,990	3,980	3,965	3,950	3,870
Public Transportation						
Annual Psgr-Miles of Travel (millions)	171.9	178.7	154.0	155.1	157.9	177.6
Annual Unlinked Psgr Trips (millions)	51.7	53.7	48.4	50.7	53.1	56.4
Cost Components						
Value of Time (\$/hour)	16.01	16.10	15.47	15.06	14.58	14.10
Commercial Cost (\$/hour)	105.67	106.06	102.12	98.77	94.06	86.24
Fuel Cost (\$/gallon)	2.54	3.48	3.08	2.73	2.37	1.98
System Performance						
2009						
2008	2007	2006	2005	2004		
Congested Travel (% of peak VMT)						
	33	33	39	37	38	39
Congested System (% of lane-miles)						
	25	25	26	25	25	25
Congested Time (number of "Rush Hours")						
	4.00	4.00	4.00	--	--	--
Annual Excess Fuel Consumed						
Total Fuel (1000 gallons)	19,736	21,004	21,030	20,050	21,548	22,036
Rank	34	33	36	36	36	35
Fuel per Peak Auto Commuter (gallons)	21	22	22	21	23	23
Rank	45	39	56	59	46	47
Annual Delay						
Total Delay (1000s of person-hours)	24,113	25,815	27,356	26,407	28,726	28,974
Rank	33	31	34	36	33	31
Delay per Peak Auto Commuter (pers-hrs)	25	27	29	28	31	31
Rank	44	39	47	50	40	39
Travel Time Index						
	1.16	1.17	1.16	1.15	1.17	1.17
Rank	32	32	43	51	41	41
Commuter Stress Index						
	1.24	1.26	1.25	--	--	--
Rank	31	27	42	--	--	--
Truck Congestion Cost (\$ millions)						
	162	175	169	--	--	--
Truck Commodity Value (\$ millions)						
	70,301	68,943	67,611	--	--	--
Congestion Cost						
Total Cost (\$ millions)	570	629	627	579	599	572
Rank	33	31	36	36	33	32
Cost per Peak Auto Commuter (\$)	588	651	865	801	832	797
Rank	48	40	53	55	46	43

Note: Zeros in the table reflect values less than 0.5.

Figure H-3 continued

The Mobility Data for Milwaukee WI

Inventory Measures	2003	2002	2001	2000	1999	1998
Urban Area Information						
Population (1000s)	1,450	1,445	1,400	1,365	1,330	1,300
Rank	31	31	31	31	31	31
Peak Travelers (1000s)	782	772	742	718	694	672
Freeway						
Daily Vehicle-Miles of Travel (1000s)	10,465	10,000	9,800	9,700	9,325	8,860
Lane-Miles	700	675	650	630	615	610
Arterial Streets						
Daily Vehicle-Miles of Travel (1000s)	14,230	13,380	13,365	13,515	13,405	13,325
Lane-Miles	3,710	3,550	3,450	3,360	3,305	3,280
Public Transportation						
Annual Psgr-Miles of Travel (millions)	177.4	188.4	221.4	218.3	211.2	204.5
Annual Unlinked Psgr Trips (millions)	59.8	65.6	73.0	73.5	71.3	73.5
Cost Components						
Value of Time (\$/hour)	13.73	13.43	13.22	12.85	12.43	12.17
Commercial Cost (\$/hour)	82.38	79.96	80.88	80.75	74.23	72.61
Fuel Cost (\$/gallon)	1.58	1.46	1.51	1.64	1.17	1.14
System Performance						
Congested Travel (% of peak VMT)	41	42	43	44	43	41
Congested System (% of lane-miles)	29	30	31	31	30	30
Congested Time (number of "Rush Hours")	--	--	--	--	--	--
Annual Excess Fuel Consumed						
Total Fuel (1000 gallons)	21,542	21,682	21,134	21,870	20,904	18,568
Rank	34	30	30	29	29	30
Fuel per Peak Auto Commuter (gallons)	23	23	23	25	24	22
Rank	47	41	39	33	34	34
Annual Delay						
Total Delay (1000s of person-hours)	28,428	28,031	27,169	28,207	27,039	24,689
Rank	31	31	29	29	29	30
Delay per Peak Auto Commuter (pers-hrs)	31	30	30	32	32	30
Rank	36	35	34	30	30	28
Travel Time Index						
Rank	1.17	1.18	1.18	1.18	1.18	1.16
Commuter Stress Index						
Rank	39	33	33	30	30	30
Truck Congestion Cost (\$ millions)						
Rank	--	--	--	--	--	--
Truck Commodity Value (\$ millions)						
Rank	--	--	--	--	--	--
Congestion Cost						
Total Cost (\$ millions)	537	517	496	507	457	409
Rank	32	31	30	29	29	29
Cost per Peak Auto Commuter (\$)	751	726	719	753	696	638
Rank	46	40	39	34	34	34

Note: Zeros in the table reflect values less than 0.5.

The Mobility Data for Milwaukee WI

Inventory Measures	1991	1990	1989	1988	1987
Urban Area Information					
Population (1000s)	1,225	1,230	1,225	1,225	1,220
Rank	27	27	26	26	26
Peak Travelers (1000s)	599	597	589	583	576
Freeway					
Daily Vehicle-Miles of Travel (1000s)	7,800	7,615	7,400	7,050	6,775
Lane-Miles	575	570	570	570	565
Arterial Streets					
Daily Vehicle-Miles of Travel (1000s)	12,075	11,820	11,480	11,435	10,945
Lane-Miles	3,115	3,030	3,000	2,980	2,970
Public Transportation					
Annual Psgr-Miles of Travel (millions)	164.5	179.0	199.3	198.6	197.5
Annual Unlinked Psgr Trips (millions)	57.5	65.8	74.1	74.7	74.7
Cost Components					
Value of Time (\$/hour)	10.17	9.75	9.25	8.83	8.48
Commercial Cost (\$/hour)	64.55	62.47	59.16	56.03	54.62
Fuel Cost (\$/gallon)	1.15	1.11	1.13	1.04	1.05
System Performance					
Congested Travel (% of peak VMT)	35	33	30	27	24
Congested System (% of lane-miles)	25	24	23	22	22
Congested Time (number of "Rush Hours")	--	--	--	--	--
Annual Excess Fuel Consumed					
Total Fuel (1000 gallons)	13,300	12,504	11,042	9,898	8,541
Rank	27	27	27	26	26
Fuel per Peak Auto Commuter (gallons)	17	16	14	12	11
Rank	21	23	27	31	30
Annual Delay					
Total Delay (1000s of person-hours)	17,977	17,122	15,372	14,427	12,817
Rank	26	26	26	25	25
Delay per Peak Auto Commuter (pers-hrs)	23	22	20	18	16
Rank	18	22	24	27	31
Travel Time Index					
Rank	1.13	1.12	1.11	1.10	1.09
Commuter Stress Index					
Rank	24	29	30	29	27
Truck Congestion Cost (\$ millions)					
Rank	--	--	--	--	--
Truck Commodity Value (\$ millions)					
Rank	--	--	--	--	--
Congestion Cost					
Total Cost (\$ millions)	254	232	199	177	151
Rank	27	26	26	26	25
Cost per Peak Auto Commuter (\$)	421	383	329	292	251
Rank	23	26	27	29	31

Note: Zeros in the table reflect values less than 0.5.

The Mobility Data for Milwaukee WI

Inventory Measures	1997	1996	1995	1994	1993	1992
Urban Area Information						
Population (1000s)	1,285	1,270	1,250	1,240	1,230	1,230
Rank	31	30	30	30	30	28
Peak Travelers (1000s)	659	646	631	621	611	606
Freeway						
Daily Vehicle-Miles of Travel (1000s)	8,750	8,600	8,000	7,600	7,500	7,775
Lane-Miles	610	610	595	585	575	575
Arterial Streets						
Daily Vehicle-Miles of Travel (1000s)	13,225	13,205	13,100	12,910	12,705	12,550
Lane-Miles	3,270	3,260	3,220	3,195	3,175	3,145
Public Transportation						
Annual Psgr-Miles of Travel (millions)	199.1	182.4	156.0	180.2	160.9	165.3
Annual Unlinked Psgr Trips (millions)	71.6	62.0	58.5	57.8	55.9	59.5
Cost Components						
Value of Time (\$/hour)	11.98	11.71	11.37	11.06	10.78	10.47
Commercial Cost (\$/hour)	74.32	74.17	71.54	69.53	67.77	66.19
Fuel Cost (\$/gallon)	1.19	1.33	1.18	1.09	1.12	1.11
System Performance						
Congested Travel (% of peak VMT)	39	38	36	35	37	38
Congested System (% of lane-miles)	30	30	28	29	30	30
Congested Time (number of "Rush Hours")	--	--	--	--	--	--
Annual Excess Fuel Consumed						
Total Fuel (1000 gallons)	17,520	17,132	16,940	15,125	15,891	15,482
Rank	31	29	29	28	28	26
Fuel per Peak Auto Commuter (gallons)	21	21	21	19	20	19
Rank	32	30	27	30	19	19
Annual Delay						
Total Delay (1000s of person-hours)	23,370	22,956	24,377	21,846	22,940	20,783
Rank	31	28	27	27	23	24
Delay per Peak Auto Commuter (pers-hrs)	28	28	27	27	29	26
Rank	29	31	20	22	13	16
Travel Time Index						
Rank	1.15	1.15	1.15	1.14	1.15	1.14
Commuter Stress Index						
Rank	38	34	32	31	21	28
Truck Congestion Cost (\$ millions)						
Rank	--	--	--	--	--	--
Truck Commodity Value (\$ millions)						
Rank	--	--	--	--	--	--
Congestion Cost						
Total Cost (\$ millions)	384	373	380	330	340	301
Rank	31	30	27	28	23	24
Cost per Peak Auto Commuter (\$)	607	596	616	539	561	497
Rank	34	34	25	28	17	19

Note: Zeros in the table reflect values less than 0.5.

The Mobility Data for Milwaukee WI

Inventory Measures	1986	1985	1984	1983	1982
Urban Area Information					
Population (1000s)	1,215	1,210	1,210	1,210	1,210
Rank	25	25	25	25	25
Peak Travelers (1000s)	569	561	555	551	546
Freeway					
Daily Vehicle-Miles of Travel (1000s)	6,315	6,090	5,815	5,385	5,250
Lane-Miles	560	560	560	560	560
Arterial Streets					
Daily Vehicle-Miles of Travel (1000s)	10,905	10,440	9,415	9,090	9,065
Lane-Miles	2,930	2,915	2,915	2,915	2,890
Public Transportation					
Annual Psgr-Miles of Travel (millions)	197.3	189.3	213.2	213.2	213.2
Annual Unlinked Psgr Trips (millions)	76.8	77.0	82.5	82.5	82.5
Cost Components					
Value of Time (\$/hour)	8.18	8.03	7.75	7.43	7.20
Commercial Cost (\$/hour)	52.63	55.80	54.65	52.70	52.13
Fuel Cost (\$/gallon)	1.02	1.34	1.35	1.38	1.44
System Performance					
Congested Travel (% of peak VMT)	22	19	18	16	16
Congested System (% of lane-miles)	21	20	20	19	19
Congested Time (number of "Rush Hours")	--	--	--	--	--
Annual Excess Fuel Consumed					
Total Fuel (1000 gallons)	7,535	6,354	5,284	4,475	4,518
Rank	26	26	26	28	27
Fuel per Peak Auto Commuter (gallons)	10	8	7	6	6
Rank	31	38	37	42	39
Annual Delay					
Total Delay (1000s of person-hours)	11,418	9,850	8,207	7,134	7,242
Rank	25	25	25	26	25
Delay per Peak Auto Commuter (pers-hrs)	15	13	11	9	9
Rank	25	30	31	39	34
Travel Time Index					
Rank	1.08	1.07	1.06	1.06	1.06
Commuter Stress Index					
Rank	32	32	38	36	32
Truck Congestion Cost (\$ millions)					
Rank	--	--	--	--	--
Truck Commodity Value (\$ millions)					
Rank	--	--	--	--	--
Congestion Cost					
Total Cost (\$ millions)	130	114	92	77	77
Rank	25	25	25	26	25
Cost per Peak Auto Commuter (\$)	217	190	154	129	128
Rank	33	35	39	40	37

Note: Zeros in the table reflect values less than 0.5.

Figure H-3 continued

Performance Measure Summary - Milwaukee WI

There are several inventory and performance measures listed in the pages of this Urban Area Report for the years from 1982 to 2009. There is no single performance measure that experts agree "says it all." A few key points should be recognized by users of the Urban Mobility Report data.

Use the Trends – The multi-year performance measures are better indicators, in most cases, than any single year. Examining a few measures over many years reduces the chance that data variations or the estimating procedures may have caused a "spike" in any single year. (*5 years is 5 times better than 1 year*).

Use several measures – Each performance measure illustrates a different element of congestion. (*The view is more interesting from atop several measures*).

Compare to similar regions – Congestion analyses that compare areas with similar characteristics (for example population, growth rate, road and public transportation system design) are usually more insightful than comparisons of different regions. (*Los Angeles is not Peoria*).

Compare ranking changes and performance measure values – In some performance measures a small change in the value may cause a significant change in rank from one year to the next. This is the case when there are several regions with nearly the same value. (*15 hours is only 1 hour more than 14 hours*).

Consider the scope of improvement options – Any improvement project in a corridor within most of the regions will only have a modest effect on the regional congestion level. (*To have an effect on areawide congestion, there must be significant change in the system or service*).

Performance Measures and Definition of Terms

Travel Time Index – A measure of congestion that focuses on each trip and each mile of travel. It is calculated as the ratio of travel time in the peak period to travel time in free-flow. A value of 1.30 indicates a 20-minute free-flow trip takes 26 minutes in the peak.

Peak Commuters – Number of travelers who begin a trip during the morning or evening peak travel periods (6 to 10 a.m. and 3 to 7 p.m.). "Commuters" are private vehicle users unless specifically noted.

Annual Delay per Commuter – A yearly sum of all the per-trip delays for those persons who travel in the peak period (6 to 10 a.m. and 3 to 7 p.m.). This measure illustrates the effect of the per-mile congestion as well as the length of each trip.

Total Delay – The overall size of the congestion problem. Measured by the total travel time above that needed to complete a trip at free-flow speeds. The ranking of total delay usually follows the population ranking (larger regions usually have more delay).

Free-Flow Speeds – These values are derived from overnight speeds in the INRIX speed database. They are used as the national comparison thresholds. Other speed values may be appropriate for urban project evaluations or sub-regions studies.

Excess Fuel Consumed – Increased fuel consumption due to travel in congested conditions rather than free-flow conditions.

Public Transportation – Regular route service from all public transportation providers in an urban area.

Operations Treatments – Freeway incident management, freeway ramp metering, arterial street signal coordination and arterial street access management.

Congestion Cost – Value of travel delay for 2009 (estimated at \$16.01 per hour of person travel and \$105.67 per hour of truck time) and excess fuel consumption (estimated using state average cost per gallon).

Urban Area – The developed area (population density more than 1,000 persons per square mile) within a metropolitan region. The urban area boundaries change frequently (every year for most growing areas). The annual change in miles traveled and lane-miles, therefore, includes both new travel and roads due to growth and travel and roads that were previously in areas designated as rural.

Number of Rush Hours – Time when the road system might have congestion.