



A TRANSPORTATION IMPROVEMENT PROGRAM FOR SOUTHEASTERN WISCONSIN: 2013-2016

**SOUTHEASTERN WISCONSIN
REGIONAL PLANNING COMMISSION**

KENOSHA COUNTY

Kimberly L. Breunig
Adelene Greene,
Secretary
Robert W. Pitts

RACINE COUNTY

Gilbert B. Bakke
David Eberle
Peggy L. Shumway

MILWAUKEE COUNTY

Marina Dimitrijevic
William R. Drew,
Vice Chairman
John Rogers

WALWORTH COUNTY

Charles L. Colman
Nancy Russell,
Treasurer
Linda J. Seemeyer

OZAUKEE COUNTY

Thomas H. Buestrin
William E. Johnson
Gus W. Wirth, Jr.

WASHINGTON COUNTY

Daniel S. Schmidt
Daniel W. Stoffel
David L. Stroik,
Chairman

WAUKESHA COUNTY

Michael A. Crowley
Jose Delgado
James T. Dwyer

**SOUTHEASTERN WISCONSIN REGIONAL
PLANNING COMMISSION STAFF**

Kenneth R. Yunker, PE Executive Director
Stephen P. Adams Public Involvement and Outreach Manager
Nancy M. Anderson, AICP Chief Community Assistance Planner
Michael G. Hahn, PE, PH Chief Environmental Engineer
Christopher T. Hiebert, PE Chief Transportation Engineer
Elizabeth A. Larsen Business Manager
John G. McDougall Geographic Information Systems Manager
John R. Meland Chief Economic Development Planner
Dr. Donald M. Reed Chief Biologist
Donald P. Simon, RLS Chief Planning Illustrator
William J. Stauber Chief Land Use Planner

**A TRANSPORTATION IMPROVEMENT PROGRAM FOR
SOUTHEASTERN WISCONSIN: 2013-2016**

Prepared by the

Southeastern Wisconsin Regional Planning Commission
W239 N1812 Rockwood Drive
P. O. Box 1607
Waukesha, Wisconsin 53187-1607

The preparation of this publication was financed in part through planning funds provided by the Wisconsin Department of Transportation and the U. S. Department of Transportation, Federal Highway and Federal Transit Administrations. The contents of this report do not necessarily reflect the official views or policy of the Wisconsin Department of Transportation and the U.S. Department of Transportation.

October 2012

(This page intentionally left blank)

TABLE OF CONTENTS

Page

Resolution of the Southeastern Wisconsin Regional Planning Commission Endorsing the Transportation Improvement Program.....	v
Introduction	1
Advisory Committee, Technical Staff, and Public Involvement in TIP Preparation.....	2
TIP Amendment Process	3
List of Obligated Projects	3
The Transportation Improvement Program and Regional Transportation Planning	3
The 2013 Through 2016 Transportation Improvement Program	4
Highway Preservation	4
Highway Improvement	4
Highway Expansion	4
Transit Preservation	4
Transit Improvement.....	4
Transit Expansion	9
Highway Safety	9
Environmental Enhancement	9
Highway Off-System	9
Status of Projects Identified Within the Annual Element of the 2013 Through 2016 Transportation Improvement Program	11
Summary	11

List of Appendices

Appendix

A	2013 Through 2016 Transportation Improvement Program for Southeastern Wisconsin.....	A-1
B	Implementation Status of Projects in the 2013 Through 2016 Transportation Improvement Program for Southeastern Wisconsin	B-1
C	Assessment of Conformity of the Year 2035 Regional Transportation Plan and 2013-2016 Transportation Improvement Program for the 1997 and 1998 Eight-hour Ozone and 2006 24-hour Fine Particulate (PM _{2.5}) National Ambient Air Quality Standards (NAAQS)	C-1
D	Assessment of Available Funding for the 2013 Through 2016 Transportation Improvement Program.....	D-1
E	Advisory Committee Memberships - Advisory Committees on Transportation System Planning and Programming For the Kenosha Urbanized Area.....	E-1

List of Appendices (continued)

<u>Appendix</u>	<u>Page</u>
F Projected 2013 Through 2016 Operations and Planning Information, Capital Project Justifications and Financial Capacity Analyses for Public Transit Operators in Southeastern Wisconsin.....	F-1
G Assessment of the Impacts of the Regional Transportation Improvement Program on Minority and Low-Income Populations in Southeastern Wisconsin.....	G-1
H Summary of Record of Public Involvement: A Transportation Improvement Program for Southeastern Wisconsin: 2013-2016.....	H-1

List of Figures

Figure

1 Distribution of Expenditures in 2013 of the 2013 Through 2016 Transportation Improvement Program by Project Category.....	10
--	----

List of Tables

Table

1 Cost Summary of Projects Within the Four Years of 2013 Through 2016 Transportation Improvement Program.....	5
2 Cost Summary of Projects in First Year of the Transportation Improvement Program—2013—by Federal Aid Program and Area	6
3 Cost Summary of FHWA-Funded Projects in the First Year of the Transportation Improvement Program—2013.....	7
4 Cost Summary of FTA-Funded Projects in the First Year of the Transportation Improvement Program—2013.....	8

RESOLUTION NO. 2012-12

RESOLUTION OF THE SOUTHEASTERN WISCONSIN REGIONAL PLANNING COMMISSION ENDORING THE URBAN TRANSPORTATION PLANNING PROCESS IN SOUTHEASTERN WISCONSIN, THE ADOPTED YEAR 2035 REGIONAL TRANSPORTATION PLAN, AND THE 2013-2016 TRANSPORTATION IMPROVEMENT PROGRAM FOR SOUTHEASTERN WISCONSIN

WHEREAS, the Southeastern Wisconsin Regional Planning Commission is charged with the responsibility of carrying out a long-range comprehensive planning program for the seven counties in the Southeastern Wisconsin Region and, as a part of that program, is presently engaged in a continuing, comprehensive, and cooperative areawide land use-transportation planning process pursuant to the provisions of the Federal Aid Highway Act of 1962 and the Federal Urban Mass Transportation Act of 1964, as amended, and

WHEREAS, the Southeastern Wisconsin Regional Planning Commission has been designated by the Governor of the State of Wisconsin as the official cooperative, comprehensive, continuing areawide transportation planning agency (Metropolitan Planning Organization, or MPO) under the rules and regulations promulgated by the U.S. Department of Transportation, Federal Highway Administration and Federal Transit Administration, with respect to the Kenosha, Milwaukee, Racine, and Wisconsin portion of the Round Lake Beach urbanized areas, such rules and regulations being found in the *Federal Register*, dated Wednesday, February 14, 2007; and

WHEREAS, the aforesaid rules and regulations promulgated by the U.S. Department of Transportation, Federal Highway Administration and Federal Transit Administration, require that the MPO shall develop and update a transportation improvement program (TIP) in cooperation with State and local officials, transit operators, and other affected agencies and individuals; and

WHEREAS, the Southeastern Wisconsin Regional Planning Commission has, in carrying out its responsibilities as the MPO, prepared, in full cooperation with all concerned State and local officials, transit operators, and other interested parties, a document entitled, *A Transportation Improvement Program for Southeastern Wisconsin: 2013-2016*; and

WHEREAS, the subject program identifies transportation improvements recommended for advancement during the period 2013-2016, provides for a staging of improvements over the period 2013-2016 consistent with the regional transportation system plan, includes estimates of costs and revenues for the period 2013-2016, and relates the improvements recommended in the program to the adopted transportation plan for the Region; and

WHEREAS, the transportation improvement program and the year 2035 regional transportation system plan have been determined to conform with the 1997 eight-hour ozone standard and the existing State of Wisconsin Air Quality Redesignation and Maintenance plan for the 1997 eight-hour ozone standard, the 2008 eight-hour ozone standard and the baseline year 2011 emissions test, and the 2006 24-hour fine particulate standard and the baseline year 2008 emissions test, as required by the Federal Clean Air Act Amendments of 1990; and

WHEREAS, the transportation improvement program was taken to public hearing on August 29, 2012, and the comments received are documented in Appendix H of the aforereferenced document;

NOW, THEREFORE, BE IT RESOLVED:

FIRST: That in accordance with 23 CFR 450.334(a), the Southeastern Wisconsin Regional Planning Commission hereby certifies that the regional transportation planning process is addressing the issues of the metropolitan planning area, and is being conducted in accordance with all applicable Federal laws, regulations, and requirements, including:

1. 23 U.S.C. 134 and 49 U.S.C. 5303, and this subpart;
2. In non-attainment and maintenance areas, Sections 174 and 176 (c) and (d) of the Clean Air Act as amended (42 U.S.C. 7504, 7506 (c) and (d)) and 40 CFR part 93;

-2-
RESOLUTION NO. 2012-12

3. Title VI of the Civil Rights Act of 1964, as amended (42 U.S.C. 2000d-1) and 49 CFR part 21;
4. 49 U.S.C. 5332, prohibiting discrimination on the basis of race, color creed, national origin, sex, or age in employment or business opportunity;
5. Sections 1101(b) of the Moving Ahead for Progress in the 21st Century Act (MAP-21) (P.L. 112-141) and 49 CFR Part 26 regarding the involvement of disadvantaged business enterprises in USDOT funded projects;
6. 23 CFR part 230, regarding the implementation of an equal employment opportunity program on Federal and Federal-aid highway construction contracts;
7. The provisions of the Americans with Disabilities Act of 1990 (42 U.S.C. 12101 *et seq.*) and 49 CFR Parts 27, 37, and 38;
8. The Older Americans Act, as amended (42 U.S.C. 6101), prohibiting discrimination on the basis of age in programs or activities receiving Federal financial assistance;
9. Section 324 of title 23 U.S.C. regarding the prohibition of discrimination based on gender; and
10. Section 504 of the Rehabilitation Act of 1973 (29 U.S.C. 794) and 49 CFR 27 regarding discrimination against individuals with disabilities.

SECOND: That the document entitled, *A Transportation Improvement Program for Southeastern Wisconsin: 2013-2016*, be, and hereby is, endorsed as the transportation improvement program for the seven-county Southeastern Wisconsin Region.

THIRD: That, in order to obviate the need to reconsider the transportation improvement program in the event that the air quality conformity findings for the new regional transportation system plan and the TIP lapse, a revised program of projects would then be comprised of the projects identified in Appendix A of the aforereferenced document identified as "Exempt," as well as those projects that have either: 1) completed the NEPA process at such time as the air quality conformity finding lapses, or 2) are identified in the Code of Federal Regulations (Table 3, 40 CFR 51.462).


FOURTH: That a true, correct, and exact copy of this resolution and the document entitled, *A Transportation Improvement Program for Southeastern Wisconsin: 2013-2016*, shall be forthwith transmitted through the Secretary of the Wisconsin Department of Transportation to the Governor, the Federal Transit Administration, and the Federal Highway Administration.

The foregoing resolution, upon motion duly made and seconded, was regularly adopted at the meeting of the Executive Committee of the Southeastern Wisconsin Regional Planning Commission held on the 18th day of October 2012, the vote being Ayes 6, Nays 0.



David L. Stroik, Chairman

ATTEST:


Kenneth R. Yunker, Deputy Secretary

A TRANSPORTATION IMPROVEMENT PROGRAM FOR SOUTHEASTERN WISCONSIN: 2013-2016

INTRODUCTION

This transportation improvement program (TIP) is the twenty-seventh such program prepared for the Southeastern Wisconsin Region. The TIP is a Federally required listing of all arterial highway and public transit improvement projects proposed to be carried out by State and local governments over the next four years (2013-2016) in the seven-county Southeastern Wisconsin Region.

The TIP was developed under the guidance of the Southeastern Wisconsin Regional Planning Commission's Advisory Committees for Transportation System Planning and Programming in the Kenosha, Milwaukee, Racine, and Round Lake Beach Urbanized Areas (TIP Committees), and in close cooperation with municipal, county, and State transportation implementation agencies. The rosters of these committees are listed in Appendix E of this report. The TIP contains 475 projects within the Region for the four-year programming period of 2013 through 2016. The TIP represents a total potential investment in transportation improvements and services of \$3.26 billion. Of this total, \$1.30 billion, or about 40 percent, is proposed to be provided in Federal aids; \$1.64 billion, or about 50 percent, in State funds; and \$311 million, or about 10 percent, in local monies.

The first two years of the four-year program are significant because a transportation system improvement project in the Region is eligible for Federal funding in 2013 if it is included in these first two years of the TIP. Proposed expenditures in the first year of the TIP—2013—total \$1.05 billion.

The key elements of this TIP document are:

1. A project-by-project listing of the transportation improvement projects constituting the 2013-2016 transportation improvement program, including identification of the projects programmed for each of the four years of the TIP: 2013, 2014, 2015, and 2016. (Appendix A).
2. A list of the status of projects contained in the previous 2011-2014 TIP including an identification of projects which were completed or dropped from the TIP (Appendix B).
3. An assessment of conformity of the 2013-2016 transportation improvement program with the Wisconsin State Implementation Plan for air quality. (Appendix C).
4. An assessment of the ability of available funding to implement the 2013-2016 transportation improvement program (Appendix D).
5. A list of the membership of the Advisory Committees on Transportation System Planning and Programming (Appendix E).
6. A tabular description of projected 2013 operations of the five transit operators in the Region and a description of the financial capacity of the five transit operators in the Region (Appendix F).
7. An assessment of the impacts of the regional transportation improvement program on minority and low-income populations in Southeastern Wisconsin (Appendix G).

8. A summary of the public comment received on the draft 2013-2016 transportation improvement program (Appendix H).

Federal regulations require that transit and arterial highway improvement projects within the seven-county Southeastern Wisconsin Region be included in this transportation improvement program if these projects are to be eligible for capital or operating Federal funding. The program also includes non-Federally funded transit and arterial highway projects within the Region. Sufficient information should be given to identify each project; show estimated total costs and the estimated amounts of Federal, State, and local funds proposed to be obligated during the program period against those costs; designate the proposed type of Federal funds to be used by the project; and identify the State and local agencies responsible for carrying out each project. Federal regulations also require that the transportation improvement program be determined to be consistent with the adopted regional transportation system plan and be approved by the Regional Planning Commission as the metropolitan planning organization for the urbanized areas in Southeastern Wisconsin. Approval by the Governor of the State of Wisconsin, or his designee, the Secretary of the Wisconsin Department of Transportation, is also required.

The transportation improvement program by definition indicates the transportation improvement priorities of State and local governments by their program of projects for implementation in each of the four years of the program. The transportation improvement program represents a stage of implementation of the regional transportation system plan. The TIP includes a demonstration that available funding sources are adequate to implement the TIP by comparing total TIP costs and revenues for the program period, as set forth in Appendix D.

ADVISORY COMMITTEE, TECHNICAL STAFF, AND PUBLIC INVOLVEMENT IN TIP PREPARATION

Advisory Committees

To assist in, and guide, the preparation of the transportation improvement program, the Regional Planning Commission has established advisory committees in each of the urbanized areas of the Region—Advisory Committees for Transportation Planning and Programming in the Kenosha, Milwaukee, Racine, and Round Lake Beach Urbanized Areas (TIP Committees). These committees are made up of local elected officials and agency representatives responsible for transportation system improvement, operation, and maintenance within each urbanized area. The TIP Committees are charged with the responsibility of reviewing and approving the transportation improvement program as it is prepared biennially for submission to the Commission and then to the State and Federal governments. Rosters of the TIP Committees are set forth in Appendix E.

Technical Staff

The technical effort required to develop this transportation improvement program was provided by an interagency staff team composed of representatives of the Wisconsin Department of Transportation, Southeast Region; the Milwaukee County Department of Transportation; the Milwaukee County Transit System; the City of Milwaukee; and the Regional Planning Commission. This staff team was directly involved in preparing the transportation improvement program and contacted all local engineers, planners, and transit operators within the Region in an attempt to assure not only participation in, and understanding of, the program development process, but also to assure that all proposed State and local government transportation projects were included in the TIP.

Public Involvement

There is public involvement attendant to each project in the TIP. The TIP is consistent with, and drawn from, the regional transportation plan and the Commission conducts extensive public involvement efforts as part of that plan. Also, each project as proposed by State or local government likely has had, or will have, public involvement as part of the preparation of preliminary engineering, environmental assessment, annual government budget, or capital improvement program. During the preparation of the 2013-2016 TIP, a draft copy of the TIP was made available on the Commission's website and at the Commission's office to the public for review and comment during a 30-day comment period and at a public meeting held for the draft TIP. Formal announcement of the public meeting and comment period was provided through paid notices appearing in the Milwaukee Journal-Sentinel and two minority

newspapers—the Milwaukee Community Journal and in El Conquistador—and on the Commission’s website. The formal record of the public meeting and comments received on the draft TIP as set forth in Appendix H. The formal record also includes a response to the comments received, as appropriate. The response to comments received may result in a change to the draft TIP that is included in the final TIP. The Wisconsin Department of Transportation relies on the public involvement attendant to the TIP to satisfy Federal Transit Administration (FTA) program and planning requirements related to the FTA Section 5307 and Section 5309 funding programs.

TIP AMENDMENT PROCESS

Following approval of a transportation improvement program by the Commission and appropriate State and Federal agencies, changes to projects listed in the TIP and new projects to be added to the TIP are expected to be requested periodically by the various levels of government or agencies. These changes are accomplished through either an amendment or an administrative modification. Amendments to the TIP are used for adding projects to, or removing projects from, the TIP and for changes to projects already listed in the TIP that would substantially modify project scope, cost, or timing. Public review and comment are formally solicited for amendments to the TIP that adds or deletes a transportation capacity expansion project, adds or deletes a project of more than \$3 million in construction costs, or involves a significant change in project scope, cost, or timing, appropriate opportunity for public review and comment will be provided. Amendments to the TIP that do not also require an amendment to the regional transportation system plan are noticed with a 14-day comment period on the Commission’s website (www.sewrpc.org). These amendments may occur monthly and are generally noticed on the Commission’s website during the first or second week of the month. Proposed amendments are reviewed by the four TIP Committees prior to being approved by the Commission.

Administrative modifications are used for modest changes to the TIP—such as modest changes in project cost, a change in funding source, and changes in project timing within the four years of the program—that do not require the solicitation of public comment, air quality conformity determination and demonstration of fiscal constraint. Administrative modifications are also used to correct data entry or typographical errors, splitting or combining projects, and changing or clarifying elements of the project description, as long as these changes would not modify the original scope of the project. The Commission or the four TIP Committees are not required to approve administrative modifications to the TIP.

Like the TIP document, approved amendments and processed administrative modifications to the TIP are submitted for approval to the appropriate State and Federal agencies. All pending and approved amendments, and all processed administrative modifications, to the TIP are posted on the Commission’s webpage.

LIST OF OBLIGATED PROJECTS

Each year, the Commission staff, in coordination with staffs from the Wisconsin Department of Transportation, area transit operators, and the U.S. Department of Transportation Federal Highway Administration (FHWA) and Federal Transit Administration (FTA), prepares a listing of projects that were obligated for FHWA or FTA funding during the previous calendar year. The obligation of funds for a project by the appropriate Federal agency—FHWA or FTA—indicates the Federal government’s commitment to fund the approved Federal share of the cost of a project. The listing of obligated projects is completed within the first three months of the year and made available to the public on the TIP webpage of the Commission’s website. It should be noted that projects for which funds have been obligated are not necessarily initiated or completed in the four program years of the TIP. Further, the Federal funding for projects, or elements of projects, that have been previously obligated are not required to be listed in the TIP.

THE TRANSPORTATION IMPROVEMENT PROGRAM AND REGIONAL TRANSPORTATION PLANNING

Since 1961, the Regional Planning Commission has carried on the transportation system planning necessary to guide transportation improvement programming within the Region. The adopted regional transportation system plan for

the year 2035 is documented in SEWRPC Planning Report No. 49, *A Regional Transportation System Plan for Southeastern Wisconsin: 2035*, and as well in SEWRPC Planning Report No. 48, *A Regional Land Use Plan for Southeastern Wisconsin: 2035*.

The long-range transportation plan element for the highway system recommends those arterial facilities which require preservation, those arterial facilities for which improvement—or capacity expansion—is recommended, and those new arterial facilities which are proposed as system expansion. The long-range plan element for transit recommends those transit facilities and services which should be preserved, those transit facilities and services which are recommended to be improved, and those new transit facility and service extensions and expansions which are recommended to be implemented. The long-range plan element for transportation systems management recommends demand management actions to reduce traffic demand and traffic management actions to increase the capacity of the existing transportation system at low cost and disruption. The long-range plan element for bicycle and pedestrian facilities makes recommendations for bicycle accommodations on surface arterial streets and for off-street bicycle facilities.

THE 2013 THROUGH 2016 TRANSPORTATION IMPROVEMENT PROGRAM

Table 1 summarizes the total funds required to implement the projects located in each of the seven counties in Southeastern Wisconsin within each of the four years of the TIP. The total funds required to implement the projects contained within the first year—2013—of the TIP are \$1,046,208,200; and, Federal funding sources would supply \$404,127,600; State sources, \$547,564,800; and local sources, the remaining \$94,515,800. A more detailed program cost summary by Federal aid program, area, and project category is presented for the year 2013 in Tables 2 through 4.

Appendix A presents a project-by-project listing of the transportation improvement program. Sufficient information is provided to identify the type of project; the termini and length of the project; the estimated total cost and amount of Federal, State, and local funds proposed to be obligated during the program year; and the proposed Federal funding program; and the recipient or agency responsible for implementing the project. Table A-1 of Appendix A sets forth the transportation improvement program for the Milwaukee area, including Milwaukee, Ozaukee, Washington, and Waukesha Counties, one table for each county; and, Appendix Table A-2 for the Kenosha-Racine-Walworth area. Each table is structured to indicate the TIP projects listed by order of implementing agency and, for each implementing agency, in nine categories: highway system preservation, highway system improvement, highway system expansion, transit system preservation, transit system improvement, transit system expansion, highway safety, environmental enhancement, and off-system highway:

- Highway Preservation: Projects which result in little or no increase in the traffic-carrying capacity of the existing arterial street system, but which are necessary to maintain existing capacity and structural adequacy of the arterial facility for which the project is proposed. These projects which are described as resurfacing or reconstruction may also incorporate modernization of the existing arterial facility to address safety and other concerns, by including intersection improvements, shoulder widening, and vertical and horizontal alignment improvements.
- Highway Improvement: Projects which involve roadway reconstruction, and include in the reconstruction an increase in the traffic carrying capacity of the existing arterial highway system, typically through the addition of traffic lanes.
- Highway Expansion: Projects which increase the traffic carrying capacity of the arterial highway system through development of new arterial streets or highways.
- Transit Preservation: Projects which are necessary to maintain the current quality and level of service on the existing transit system.
- Transit Improvement: Projects which improve the quality and level of service on the existing transit system.

Table 1

**COST SUMMARY OF PROJECTS WITHIN THE FOUR YEARS
OF 2013 through 2016 TRANSPORTATION IMPROVEMENT PROGRAM**

Milwaukee Area	2013	2014	2015	2016
Milwaukee County				
Federal	\$ 318,538,300	\$ 254,598,100	\$ 141,674,400	\$ 197,583,100
State	502,436,800	423,966,200	323,059,300	174,844,400
Local	55,976,300	38,857,600	44,426,300	41,921,700
Total	876,951,400	717,421,900	509,160,000	414,349,200
Ozaukee County				
Federal	3,895,300	8,531,200	673,200	1,036,400
State	2,893,600	12,892,500	1,325,700	1,384,500
Local	4,542,200	2,196,100	1,895,500	1,944,900
Total	11,331,100	23,619,800	3,894,400	4,365,800
Washington County				
Federal	10,570,600	15,147,200	54,616,900	1,392,800
State	7,599,300	11,330,700	13,212,200	2,433,500
Local	7,503,400	4,646,100	2,240,600	2,107,900
Total	25,673,300	31,124,000	70,069,700	5,934,200
Waukesha County				
Federal	39,678,100	55,263,600	58,883,200	15,777,800
State	17,375,200	16,297,900	19,099,000	8,238,400
Local	14,843,400	17,045,200	12,495,100	12,471,200
Total	71,896,700	88,606,700	90,477,300	36,487,400
Milwaukee Area – Subtotal				
Federal	372,682,300	333,540,100	255,847,700	215,790,100
State	530,304,900	464,487,300	356,696,200	186,900,800
Local	82,865,300	62,745,000	61,057,500	58,445,700
Total	\$ 985,852,500	\$ 860,772,400	\$ 673,601,400	\$ 461,136,600
Kenosha, Racine, Walworth Area	2013	2014	2015	2016
Kenosha County				
Federal	\$ 11,432,400	\$ 6,083,000	\$ 7,170,600	\$ 9,623,300
State	4,496,100	11,997,700	3,418,800	5,101,200
Local	8,509,300	2,691,100	4,179,200	11,830,700
Total	24,437,800	20,771,800	14,768,600	26,555,200
Racine County				
Federal	13,447,800	15,715,100	3,941,400	13,514,500
State	7,678,000	45,335,200	2,760,100	4,389,400
Local	2,990,400	3,635,500	2,594,900	6,218,800
Total	24,116,200	64,685,800	9,296,400	24,122,700
Walworth County				
Federal	6,565,100	31,446,500	1,946,000	5,815,000
State	5,085,800	10,247,800	764,500	1,694,300
Local	150,800	2,421,200	128,500	166,000
Total	11,801,700	44,115,500	2,839,000	7,675,300
Kenosha, Racine, Walworth Area - Subtotal				
Federal	31,445,300	53,244,600	13,058,000	28,952,800
State	17,259,900	67,580,700	6,943,400	11,184,900
Local	11,650,500	8,747,800	6,902,600	18,215,500
Total	\$ 60,355,700	\$ 129,573,100	\$ 26,904,000	\$ 58,353,200
Region Total	2013	2014	2015	2016
Federal	\$ 404,127,600	\$ 386,784,700	\$ 268,905,700	\$ 244,742,900
State	547,564,800	532,068,000	363,639,600	198,085,700
Local	94,515,800	71,492,800	67,960,100	76,661,200
Total	\$ 1,046,208,200	\$ 990,345,500	\$ 700,505,400	\$ 519,489,800

Source: SEWRPC.

Table 2

**COST SUMMARY OF PROJECTS IN FIRST YEAR OF THE TRANSPORTATION
IMPROVEMENT PROGRAM—2013—BY FEDERAL AID PROGRAM AND AREA**

FTA Program	Milwaukee Area ^a	Kenosha, Racine, and Walworth Area ^b	Total
Section 5307	\$ 46,407,300	\$ 14,007,200	\$ 60,414,500
Section 5309	2,100,000	-	2,100,000
Section 5310	652,800	302,900	955,700
Section 5311	-	210,000	210,000
Section 5316 ^c	-	-	-
Section 5317 ^c	-	-	-
State of Good Repair ^c	-	-	-
ARRA	60,000	-	60,000
Subtotal FTA	\$ 49,220,100	\$ 14,520,100	\$ 63,740,200
FHWA Program	Milwaukee Area	Kenosha, Racine, and Walworth Area	Total
Other FHWA Funds	\$ 250,000	\$ -	\$ 250,000
NHS	245,008,300	6,381,100	251,389,400
IH-M	66,966,100	1,640,000	68,606,100
IH-Substitution	56,600,000	-	56,600,000
Bridge	1,624,000	-	1,624,000
STP-E	3,972,600	-	3,972,600
STP-M	24,597,100	-	24,597,100
STP-O	40,695,900	13,572,000	54,267,900
HSIP	7,562,900	-	7,562,900
CMAQ	35,337,000	11,963,300	47,300,300
Safe Routes To School	419,000	25,300	444,300
Subtotal FHWA	\$ 483,032,900	\$ 33,581,700	\$ 516,614,600
Total ^d	\$ 618,242,400	\$ 48,101,800	\$ 666,344,200

Note: Costs shown are total project costs including State and local match.

Source: SEWRPC.

^a Includes Milwaukee, Ozaukee, Washington, and Waukesha Counties.

^b Includes Kenosha, Racine, and Walworth Counties.

^c The selection of projects to be funded by these FTA programs has not yet been announced for the year 2013.

^d Approximately \$85,989,400 from a combination of Federal funding sources are programmed in the Milwaukee Transportation Management Area.

Table 3

**COST SUMMARY OF FHWA-FUNDED PROJECTS IN THE FIRST YEAR OF THE
TRANSPORTATION IMPROVEMENT PROGRAM--2013**

Federal Funding Source		Highway System			Transit System			Off-System	Safety	Environmental Enhancement	Total
		Preservation	Improvement	Expansion	Preservation	Improvement	Expansion				
Safe Routes to School	Federal	--	--	--	--	--	--	--	444.3	--	444.3
	Local	--	--	--	--	--	--	--	--	--	--
	Total	--	--	--	--	--	--	--	444.3	--	444.3
Other FHWA Funds	Federal	200.0	--	--	--	--	--	--	--	--	200.0
	Local	50.0	--	--	--	--	--	--	--	--	50.0
	Total	250.0	--	--	--	--	--	--	--	--	250.0
National Highway System	Federal	16,707.6	102,750.2	--	--	--	--	--	--	--	119,457.8
	Local	7,236.1	124,695.5	--	--	--	--	--	--	--	131,931.6
	Total	23,943.7	227,445.7	--	--	--	--	--	--	--	251,389.4
Interstate Highway - Maintenance	Federal	49,616.7	--	--	7,560.0	--	--	--	--	--	57,176.7
	Local	10,589.4	--	--	840.0	--	--	--	--	--	11,429.4
	Total	60,206.1	--	--	8,400.0	--	--	--	--	--	68,606.1
Interstate Highway - Completion or Substitution	Federal	--	--	--	--	--	48,110.0	--	--	--	48,110.0
	Local	--	--	--	--	--	8,490.0	--	--	--	8,490.0
	Total	--	--	--	--	--	56,600.0	--	--	--	56,600.0
Federal Aid Bridge Replacement	Federal	460.0	--	--	--	--	--	839.2	--	--	1,299.2
	Local	115.0	--	--	--	--	--	209.8	--	--	324.8
	Total	575.0	--	--	--	--	--	1,049.0	--	--	1,624.0
Congestion Mitigation and Air Quality Improvement	Federal	--	--	--	2,682.0	9,550.0	8,206.2	--	--	17,193.3	37,631.5
	Local	--	--	--	670.5	2,387.5	2,051.6	--	--	4,559.2	9,668.8
	Total	--	--	--	3,352.5	11,937.5	10,257.8	--	--	21,752.5	47,300.3
Highway Safety Improvement Program	Federal	--	--	--	--	--	--	--	6,434.7	--	6,434.7
	Local	--	--	--	--	--	--	--	1,128.2	--	1,128.2
	Total	--	--	--	--	--	--	--	7,562.9	--	7,562.9
Surface Transportation Program - Enhancement	Federal	--	--	--	--	--	--	--	--	3,113.4	3,113.4
	Local	--	--	--	--	--	--	--	--	859.2	859.2
	Total	--	--	--	--	--	--	--	--	3,972.6	3,972.6
Surface Transportation Program - Milwaukee Urbanized Area	Federal	2,580.0	14,954.0	--	--	--	--	--	--	0.4	17,534.4
	Local	811.6	6,251.0	--	--	--	--	--	--	0.1	7,062.7
	Total	3,391.6	21,205.0	--	--	--	--	--	--	0.5	24,597.1
Surface Transportation Program - Other (Rural, Other urban & urbanized areas, discretionary)	Federal	26,231.0	12,039.3	--	--	--	--	--	--	--	38,270.3
	Local	9,936.9	6,060.7	--	--	--	--	--	--	--	15,997.6
	Total	36,167.9	18,100.0	--	--	--	--	--	--	--	54,267.9
Federal American Recovery and Reinvestment Act Funding	Federal	--	--	--	--	--	--	--	--	--	--
	Local	--	--	--	--	--	--	--	--	--	--
	Total	--	--	--	--	--	--	--	--	--	--
High Speed Rail (Crossing Hazard Elimination)	Federal	--	--	--	--	--	--	--	--	--	--
	Local	--	--	--	--	--	--	--	--	--	--
	Total	--	--	--	--	--	--	--	--	--	--
Total	Federal	95,795.3	129,743.5	--	10,242.0	9,550.0	56,316.2	839.2	6,879.0	20,307.1	329,672.3
	Local	28,739.0	137,007.2	--	1,510.5	2,387.5	10,541.6	209.8	1,128.2	5,418.5	186,942.3
	Total	124,534.3	266,750.7	--	11,752.5	11,937.5	66,857.8	1,049.0	8,007.2	25,725.6	516,614.6

Note: Local match includes State funding. Costs are in thousands of dollars.

Source: SEWRPC.

Table 4

**COST SUMMARY OF FTA-FUNDED PROJECTS IN THE FIRST
YEAR OF THE TRANSPORTATION IMPROVEMENT PROGRAM--
2013**

Federal Funding Source		Transit System			Total
		Preservation	Improvement	Expansion	
FTA Section 5307 (Urban Area Formula Program)	Federal	32,814.6	150.0	--	32,964.6
	Local	27,412.4	37.5	--	27,449.9
	Total	60,227.0	187.5	--	60,414.5
FTA Section 5309 (Capital Program)	Federal	1,680.0	--	--	1,680.0
	Local	420.0	--	--	420.0
	Total	2,100.0	--	--	2,100.0
FTA Section 5310 (Elderly and Persons with Disabilities Program)	Federal	764.6	--	--	764.6
	Local	191.1	--	--	191.1
	Total	955.7	--	--	955.7
FTA Section 5311 (Nonurban Area Formula Program)	Federal	66.0	--	--	66.0
	Local	144.0	--	--	144.0
	Total	210.0	--	--	210.0
Federal American Recovery and Reinvestment Act Funding	Federal	52.0	--	--	52.0
	Local	8.0	--	--	8.0
	Total	60.0	--	--	60.0
Total	Federal	35,377.2	150.0	--	35,527.2
	Local	28,175.5	37.5	--	28,213.0
	Total	63,552.7	187.5	--	63,740.2

Note: Local match includes State funding. Costs are provided in thousands of dollars.

Source: SEWRPC.

- Transit Expansion: Projects which either expand the existing transit system or create new transit systems or subsystems.
- Highway Safety: Projects designed to improve or eliminate existing unsafe conditions on the Federal aid highway system as it currently exists, and are candidates for special Federal safety program funding.
- Environmental Enhancement: Projects which, while materially reducing air, noise, or visual pollution, do not significantly affect highway system operation or capacity.
- Highway Off-System: Projects on streets or highways which are not on the arterial street and highway system and are candidates for special Federal funding.

Figure 1 graphically presents the proposed expenditures in the first year of the TIP—2013—by each of the nine project categories for each of two areas, the Milwaukee Transportation Management Area including Milwaukee, Ozaukee, Washington, and Waukesha Counties, and the Kenosha, Racine, and Walworth Transportation Management Area including Kenosha, Racine, and Walworth Counties. Certain expenditure patterns are apparent from an examination of Figure 1. These include the following:

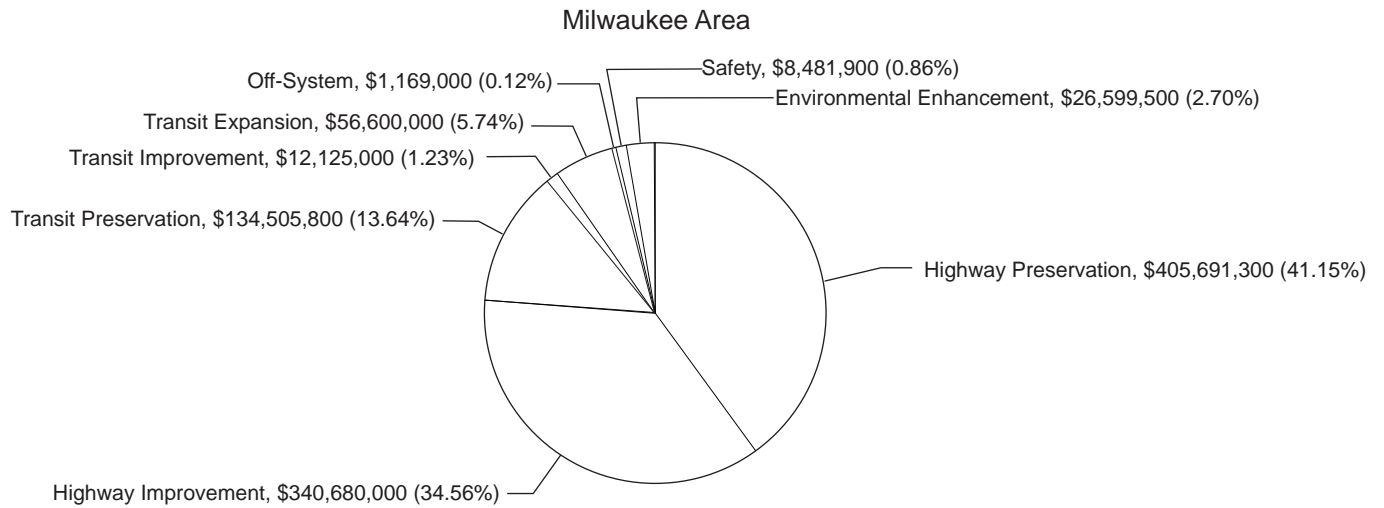
- A significant proportion of financial resources programmed for 2013 are to be devoted to the preservation of the existing transportation facilities and services—about 55 percent in the Region. This allocation of resources is especially notable when it is considered that virtually none of the funding for routine highway operations and maintenance activities—snowplowing, ice control, grass cutting, and power for traffic control and street lighting—is included in the TIP.
- No funds for highway expansion are programmed for 2013¹. The expenditures for highway improvement in 2013 are approximately \$349 million, or 33 percent of total expenditures. (It should be noted that much of the cost of a highway improvement project is attendant to reconstruction of the existing highway facility. The cost of additional traffic lanes provided may only represent 10 to 20 percent of the total costs of a highway improvement project.) About \$429 million is programmed in 2013 for expenditures on highway preservation, or about 41 percent of total programmed expenditures.
- A significant proportion of total financial resources in 2013 is devoted to public transit projects, which account for about 22 percent of the programmed resources. Public transit ridership represents about two percent of all person trips made on an average weekday in southeastern Wisconsin. Of the total year 2013 programmed resources for public transit, 66 percent is for preservation, and 5 percent and 29 percent for service improvement and service expansion, respectively.

Similar programmed funding patterns exist for the full four years of the 2013-2016 TIP. About \$2.49 billion or 77 percent of the total \$3.26 billion 2013-2016 programmed funding is for highways. Of the total 2013-2016 programmed resources for highways, \$1.11 billion or 45 percent is for highway preservation and \$1.38 billion or 55 percent is for highway improvement. About \$669 million or 21 percent of the 2013-2016 programmed funding is for transit. Of the total 2013-2016 programmed resources for transit, \$590 million or 88 percent is for transit preservation, \$13 million or 2 percent is for transit improvement, and \$67 million or 10 percent is for transit expansion.

¹ While projects exclusively highway expansion are not programmed in the 2013-2016 TIP, some programmed highway improvement projects may include segments being considered or proposed to be realigned within new right-of-way. For example, a portion of the West Waukesha Bypass project between Genesee Road and Summit Avenue in Waukesha County, currently under preliminary engineering and environmental impact study, is being considered to be constructed within a new right-of-way. In addition, some of the alternatives being considered for the reconstruction of STH 38 between CTH K and Oakwood Road in Racine and Milwaukee Counties include reconstructing a portion of STH 38 within a new right-of-way.

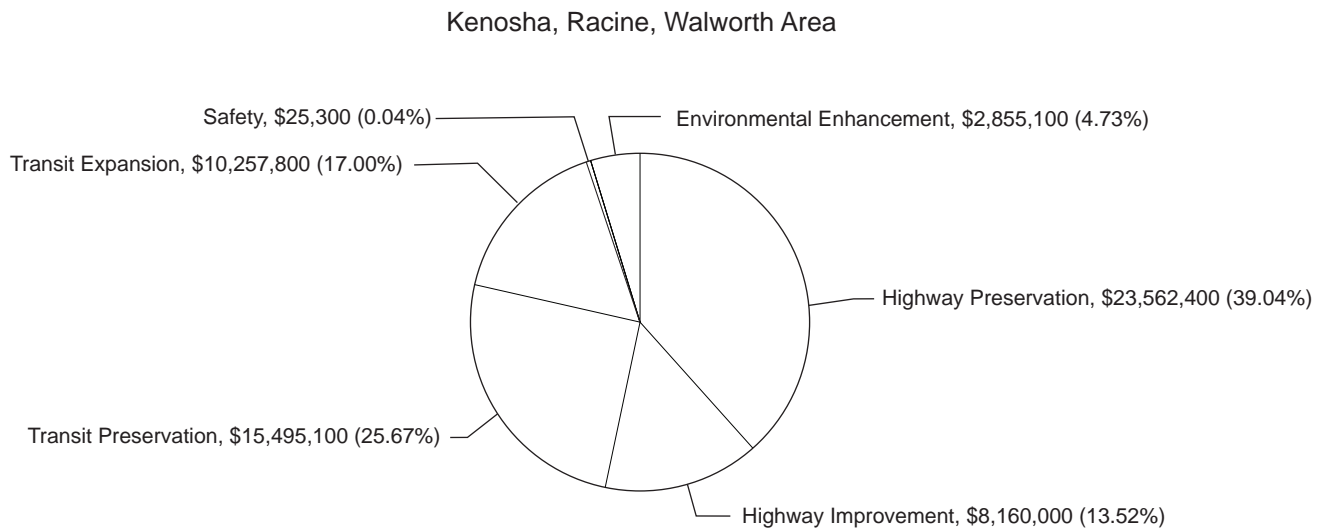
Figure 1

**DISTRIBUTION OF EXPENDITURES IN 2013 OF THE
2013 THROUGH 2016 TRANSPORTATION IMPROVEMENT PROGRAM BY PROJECT CATEGORY**



NOTE: For 2013, no expenditures are expected to be incurred for highway expansion.

Total: \$985,852,500



NOTE: For 2013, no expenditures are expected to be incurred for highway expansion, transit improvement, or off-system improvements.

Total: \$60,355,700

Source: SEWRPC.

STATUS OF PROJECTS IDENTIFIED WITHIN ANNUAL ELEMENT OF THE 2011 THROUGH 2014 TRANSPORTATION IMPROVEMENT PROGRAM

Appendix B of the transportation improvement program reports on the status of projects contained within the 2011 through 2014 transportation improvement program. These projects have been completed; are underway having been initiated prior to or during the time period of the 2011 through 2014 transportation improvement program and are intended to continue or be completed within the time period of this 2013 through 2016 transportation improvement program as part of the established sequence of project development (especially complex multi-stage projects); are on-schedule to be initiated during the time period of the 2013 through 2016 transportation improvement program; were deferred from the 2011 through 2014 transportation improvement program and contained in the 2013 through 2016 transportation improvement program; have been dropped from the 2013 through 2016 transportation improvement program due to the project no longer being considered for implementation or the project being combined with another project in the 2013 through 2016 transportation improvement program; or that were programmed in the 2011 through 2014 transportation improvement program, but have no work scheduled until beyond the last year of the 2013 through 2016 transportation improvement program.

SUMMARY

This transportation improvement program sets forth, in tabular format in Appendix A, the list of projects for improving transportation facilities and services proposed for the years 2013 through 2016 by State and local governments within southeastern Wisconsin. All projects have been determined to be in conformance with the adopted regional transportation system plan.

* * *

(This page intentionally left blank)

APPENDICES

(This page intentionally left blank)

APPENDIX A

2013 THROUGH 2016 TRANSPORTATION IMPROVEMENT PROGRAM FOR SOUTHEASTERN WISCONSIN

Appendix A is the list of projects constituting the transportation improvement program for the seven county Southeastern Wisconsin Region.

Table A-1: The TIP for the Milwaukee Transportation Management Area

Table A-2: The TIP for the Kenosha County, Racine County, and Walworth County Transportation Management Area

Within each table, projects are listed in order by implementing agency--The State of Wisconsin first, then the appropriate county in alphabetical order; and then by municipality in alphabetical order within county. The TIP projects of each implementing agency are arranged in order by the following project categories: highway preservation, highway improvement, highway expansion, transit preservation, transit improvement, transit expansion, highway safety, off-system highway improvement, and highway-related environmental enhancement.

An explanation of the abbreviations used in the Appendix follows:

Source of Funds (federal and state fund codes)

BRF	Bridge Replacement Funds
CMAQ	Congestion Mitigation and Air Quality Improvement Funds
COMB	Combination of FHWA and FTA Funds
FED REC	Federal American Recovery and Reinvestment Act of 2009 Funds
FTA 5303	FTA Section 5303 Funds--Metropolitan Planning Program
FTA 5309	FTA Section 5309 Funds--Capital Program
FTA 5307	FTA Section 5307 Funds--Urban Formula Program
FTA 5310	FTA Section 5310 Funds--Elderly and Persons with Disabilities Program
FTA 5311	FTA Section 5311 Funds--Nonurban Area Formula Program
FTA 5313/5314	FTA Section 5313/5314 Funds--State Planning and Research Program
FTA JARC	FTA Section 5316 Funds--Job Access and Reverse Commute
FTA NF	FTA Section 5317 Funds--New Freedom Program
GCM	Gary, Chicago, Milwaukee Corridor Intelligent Transportation System Funds
HSIP	Highway Safety Improvement Program
HSR	High Speed Rail Funds (Crossing Hazard Elimination)
ICE	Interstate Cost Estimate Funds
IH-M	Interstate Highway - Maintenance Funds
LRIP	Local Road Improvement Program
NHS	National Highway System Funds
OTHER FED	Federal funding programs not sponsored by FHWA or FTA (Economic Development Funds and Urban Development Action Grants are examples)
OTHER FHWA	FHWA funding program other than those listed (includes certain limited demonstration funds)
SGR	FTA Section 5309-- State of Good Repair Funds
SIB	State Investment Bank Funds
SRTS	Safe Routes to School Funds
STP-E	Surface Transportation Program - Enhancement Funds
STP-M	Surface Transportation Program - Milwaukee Urbanized Area Funds
STP-O	Surface Transportation Program - Other Funds (Rural, other urban and urbanized areas, discretionary)
TEA	Transportation Economic Assistance

Project No.

1 Project number for project in 2013-2016 TIP
 (1) 2011-2014 TIP project number for project contained in 2013-2016 TIP

Project Description

CTH County trunk highway
 IH Interstate highway
 STH State trunk highway
 M or MI Miles

"C/" represents "City of"

"V/" represents "Village of"

"T/" represents "Town of"

Project Type

HP Highway Preservation
 HI Highway Improvement
 HE Highway Expansion
 TP Transit Preservation
 TI Transit Improvement
 TE Transit Expansion
 EE Environmental Enhancement
 HS Highway Safety
 OH Off Arterial Highway System

Cost

PE Preliminary engineering
 ROW Right-of-way
 CONST Construction
 OTHER Purchase and/or installation of equipment
 REMAINING The remaining estimated project costs expected to occur beyond the four years of the TIP.
 (Does not include estimated costs for annual expenditures, such as operating costs.)

Air Quality Status

EXEMPT Project implementation is exempt from air quality conformity assessment. Such projects are considered to have no impact on air quality.

NON-EXEMPT
 AIR QUALITY Project implementation requires air quality conformity assessment. However, project is considered to have a minimal impact on air quality and does not need to be included in a regional emissions analysis supporting an air quality conformity assessment.

NEUTRAL

NON-EXEMPT Project implementation requires air quality conformity assessment. Project is considered to have an impact on air quality and must be included in a regional emissions analysis supporting an air quality conformity assessment.

**TRANSPORTATION IMPROVEMENT PROGRAM FOR THE MILWAUKEE TRANSPORTATION MANAGEMENT AREA --
MILWAUKEE COUNTY 2013-2016**

PROJECT SPONSOR	PROJECT			ESTIMATED COSTS (\$1,000)							AIR QUAL STAT
	NO	DESCRIPTION / STATE ID	TYPE			2013	2014	2015	2016	REMAINING	
STATE OF WISCONSIN	1 (1)	TRAFFIC OPERATIONS CENTER; MONITOR OPERATION AND MAINTENANCE 8000021	HP	DETAIL COSTS	PE	1,400.0	1,400.0	1,400.0	1,400.0	--	EXEMPT
					ROW	--	--	--	--	--	
					CONST	--	--	--	--	--	
					OTHER	--	--	--	--	--	
				SOURCE OF FUNDS	TOTAL	1,400.0	1,400.0	1,400.0	1,400.0	--	
					LOCAL	--	--	--	--	--	
					STATE	1,400.0	1,400.0	1,400.0	1,400.0	--	
					FEDERAL	--	--	--	--	--	
	2 (2)	SUPPORT OF THE SOUTHEASTERN WISCONSIN REGIONAL PLANNING COMMISSION TRANSPORTATION PLANNING PROGRAM 8000168 1000-07-10	HP	DETAIL COSTS	PE	--	--	--	--	--	EXEMPT
					ROW	--	--	--	--	--	
					CONST	--	--	--	--	--	
					OTHER	625.0	625.0	625.0	625.0	--	
				SOURCE OF FUNDS STP-M	TOTAL	625.0	625.0	625.0	625.0	--	
					LOCAL	125.0	125.0	125.0	125.0	--	
					STATE	--	--	--	--	--	
					FEDERAL	500.0	500.0	500.0	500.0	--	
	3 ^a (3)	CONTINUATION OF THE REGIONAL TRANSPORTATION PLANNING PROGRAM CONDUCTED BY THE SOUTHEASTERN WISCONSIN REGIONAL PLANNING COMMISSION 8000180	HP	DETAIL COSTS	PE	--	--	--	--	--	EXEMPT
					ROW	--	--	--	--	--	
					CONST	--	--	--	--	--	
					OTHER	2,575.0	2,575.0	2,375.0	2,375.0	--	
				SOURCE OF FUNDS COMB	TOTAL	2,575.0	2,575.0	2,375.0	2,375.0	--	
					LOCAL	257.5	257.5	237.5	237.5	--	
					STATE	257.5	257.5	237.5	237.5	--	
					FEDERAL	2,060.0	2,060.0	1,900.0	1,900.0	--	
	4	REPLACEMENT OF SECTION CORNERS IN SE WISCONSIN 8009475 1000-05-27	HP	DETAIL COSTS	PE	--	--	--	--	--	EXEMPT
					ROW	--	--	--	--	--	
					CONST	200.0	--	--	--	--	
					OTHER	--	--	--	--	--	
				SOURCE OF FUNDS	TOTAL	200.0	--	--	--	--	
					LOCAL	--	--	--	--	--	
					STATE	200.0	--	--	--	--	
					FEDERAL	--	--	--	--	--	
	5 (4)	SOUTHEASTERN WISCONSIN REGIONAL PLANNING COMMISSION TRAVEL HABITS AND PATTERNS SURVEYS 8000170	HP	DETAIL COSTS	PE	--	--	--	--	--	EXEMPT
					ROW	--	--	--	--	--	
					CONST	--	--	--	--	--	
					OTHER	250.0	--	--	--	--	
				SOURCE OF FUNDS OTHER FHWA	TOTAL	250.0	--	--	--	--	
					LOCAL	8.5	--	--	--	--	
					STATE	41.5	--	--	--	--	
					FEDERAL	200.0	--	--	--	--	
	6 (5)	INSPECTION OF VARIOUS BRIDGES IN MILWAUKEE, WAUKESHA, KENOSHA, RACINE, WALWORTH AND WASHINGTON COUNTIES 8000074	HP	DETAIL COSTS	PE	200.0	200.0	200.0	200.0	--	EXEMPT
					ROW	--	--	--	--	--	
					CONST	--	--	--	--	--	
					OTHER	--	--	--	--	--	
				SOURCE OF FUNDS	TOTAL	200.0	200.0	200.0	200.0	--	
					LOCAL	--	--	--	--	--	
					STATE	200.0	200.0	200.0	200.0	--	
					FEDERAL	--	--	--	--	--	
	7 (6)	REPLACEMENT AND REPAIR OF SIGNALS AND SIGN BRIDGES WITHIN SOUTHEASTERN WISCONSIN 8000189 1000-19-55	HP	DETAIL COSTS	PE	--	--	--	--	--	EXEMPT
					ROW	--	--	--	--	--	
					CONST	500.0	500.0	500.0	500.0	--	
					OTHER	--	--	--	--	--	
				SOURCE OF FUNDS	TOTAL	500.0	500.0	500.0	500.0	--	
					LOCAL	--	--	--	--	--	
					STATE	500.0	500.0	500.0	500.0	--	
					FEDERAL	--	--	--	--	--	
	8 (7)	REPAIR OF VARIOUS BRIDGES WITHIN SOUTHEASTERN WISCONSIN 8000015	HP	DETAIL COSTS	PE	--	--	--	--	--	EXEMPT
					ROW	--	--	--	--	--	
					CONST	2,000.0	2,000.0	2,000.0	2,000.0	--	
					OTHER	--	--	--	--	--	
				SOURCE OF FUNDS	TOTAL	2,000.0	2,000.0	2,000.0	2,000.0	--	
					LOCAL	--	--	--	--	--	
					STATE	2,000.0	2,000.0	2,000.0	2,000.0	--	
					FEDERAL	--	--	--	--	--	

**TRANSPORTATION IMPROVEMENT PROGRAM FOR THE MILWAUKEE TRANSPORTATION MANAGEMENT AREA --
MILWAUKEE COUNTY 2013-2016**

PROJECT SPONSOR	PROJECT			ESTIMATED COSTS (\$1,000)							AIR QUAL STAT
	NO	DESCRIPTION / STATE ID	TYPE			2013	2014	2015	2016	REMAINING	
STATE OF WISCONSIN	9 (8)	PRELIMINARY DESIGN FOR PROJECTS THAT HAVE MINOR ENVIRONMENTAL ACTIONS (A PROJECT LIST IS AVAILABLE UPON REQUEST) 8009959	HP	DETAIL COSTS	PE	100.0	100.0	100.0	100.0	--	EXEMPT
					ROW	--	--	--	--	--	
					CONST	--	--	--	--	--	
					OTHER	--	--	--	--	--	
				TOTAL	100.0	100.0	100.0	100.0	--		
SOURCE OF FUNDS STP-O	LOCAL	--	--	--	--	--	--	--	--		
	STATE	20.0	20.0	20.0	20.0	--	--	--			
	FEDERAL	80.0	80.0	80.0	80.0	--	--	--			
	TOTAL	100.0	100.0	100.0	100.0	--	--	--			
	10 (10)	PAVEMENT MARKING AND SIGNING WITHIN SOUTHEASTERN WISCONSIN 8009778	HP	DETAIL COSTS	PE	--	--	--	--	--	EXEMPT
					ROW	--	--	--	--	--	
					CONST	500.0	500.0	500.0	500.0	--	
					OTHER	--	--	--	--	--	
				TOTAL	500.0	500.0	500.0	500.0	--		
SOURCE OF FUNDS STP-O	LOCAL	--	--	--	--	--	--	--	--		
	STATE	100.0	100.0	100.0	100.0	--	--	--			
	FEDERAL	400.0	400.0	400.0	400.0	--	--	--			
	TOTAL	500.0	500.0	500.0	500.0	--	--	--			
	11 (11)	PAVEMENT REPAIR ON VARIOUS FREEWAYS WITHIN SOUTHEASTERN WISCONSIN 8009777	HP	DETAIL COSTS	PE	--	--	--	--	--	EXEMPT
					ROW	--	--	--	--	--	
					CONST	5,000.0	5,000.0	5,000.0	5,000.0	--	
					OTHER	--	--	--	--	--	
				TOTAL	5,000.0	5,000.0	5,000.0	5,000.0	--		
SOURCE OF FUNDS IH-M	LOCAL	--	--	--	--	--	--	--	--		
	STATE	5,000.0	5,000.0	5,000.0	5,000.0	--	--	--			
	FEDERAL	--	--	--	--	--	--	--			
	TOTAL	5,000.0	5,000.0	5,000.0	5,000.0	--	--	--			
	12 (13)	RESURFACING OF IH-43 FROM SILVER SPRING DR TO NORTH MILWAUKEE COUNTY LINE (4.4 MI) 8009951									

**TRANSPORTATION IMPROVEMENT PROGRAM FOR THE MILWAUKEE TRANSPORTATION MANAGEMENT AREA --
MILWAUKEE COUNTY 2013-2016**

PROJECT SPONSOR	PROJECT			ESTIMATED COSTS (\$1,000)							AIR QUAL STAT
	NO	DESCRIPTION / STATE ID	TYPE			2013	2014	2015	2016	REMAINING	
STATE OF WISCONSIN	17 (753)	DECK OVERLAY OF THE BRIDGES ON THE NORTH-SOUTH FREEWAY (IH-43) FROM HOWARD AVE TO THE VALLEY BRIDGE IN MILWAUKEE COUNTY (3.23 MI) 80097151228-26-70	HP	DETAIL COSTS	PE	--	--	--	--	--	EXEMPT
					ROW	--	--	--	--	--	
					CONST	--	46,640.0	--	--	--	
					OTHER	--	500.0	--	--	--	
				TOTAL	--	47,140.0	--	--	--		
				SOURCE OF FUNDS IH-M	LOCAL	--	--	--	--	--	
					STATE	--	4,714.0	--	--	--	
					FEDERAL	--	42,426.0	--	--	--	
					TOTAL	--	47,140.0	--	--	--	
					18 (779)	PRELIMINARY ENGINEERING FOR RECONSTRUCTION OF IH 94 FROM 70TH ST TO 25TH ST IN THE CITY OF MILWAUKEE (2.91 MI) 80096981060-27-02	HP	DETAIL COSTS	PE	5,000.0	
ROW	--	--	--						--	--	
CONST	--	--	--						--	--	
OTHER	--	--	--						--	--	
TOTAL	5,000.0	--	--					--	--		
				SOURCE OF FUNDS IH-M	LOCAL	--	--	--	--	--	
					STATE	4,250.0	--	--	--	--	
					FEDERAL	750.0	--	--	--	--	
					TOTAL	5,000.0	--	--	--	--	
					19 (770)	BRIDGE DECK REPLACEMENT OF THE IH 94 BRIDGES AT UNDERWOOD CREEK PARKWAY (B-40-143 & B-40-144) AND 121ST ST (B-40-113) IN MILWAUKEE COUNTY 80096991060-23-70	HP	DETAIL COSTS	PE	--	
ROW	--	--	--						--	--	
CONST	--	8,100.0	--						--	--	
OTHER	--	--	--						--	--	
TOTAL	--	8,100.0	--					--	--		
				SOURCE OF FUNDS IH-M	LOCAL	--	--	--	--	--	
					STATE	--	810.0	--	--	--	
					FEDERAL	--	7,290.0	--	--	--	
					TOTAL	--	8,100.0	--	--	--	
					20	REHABILITATION OF BRIDGES ALONG IH 94 IN THE MARQUETTE INTERCHANGE 80094851060-28-00	HP	DETAIL COSTS	PE	--	
ROW	--	--	--						--	--	
CONST	--	--	--						--	4,400.0	
OTHER	--	--	--						--	--	
TOTAL	--	--	--					200.0	4,400.0		
				SOURCE OF FUNDS IH-M	LOCAL	--	--	--	--	--	
					STATE	--	--	--	20.0	--	
					FEDERAL	--	--	--	180.0	--	
					TOTAL	--	--	--	200.0	--	
					21 (19)	REHABILITATION OF THE HOAN BRIDGE (IH-794) FROM CAR FERRY DR TO LAKE INTERCHANGE, AND RECONSTRUCTION OF IH-794 FROM LAKE INTERCHANGE TO MILWAUKEE RIVER, INCLUDING LAKE INTERCHANGE IN THE CITY OF MILWAUKEE 80000431300-13-70	HP	DETAIL COSTS	PE	--	
ROW	--	--	--						--	--	
CONST	236,000.0	--	42,000.0						--	--	
OTHER	--	--	--						--	--	
TOTAL	236,000.0	--	42,000.0					--	--		
				SOURCE OF FUNDS IH-M	LOCAL	--	--	--	--	--	
					STATE	236,000.0	--	42,000.0	--	--	
					FEDERAL	--	--	--	--	--	
					TOTAL	236,000.0	--	42,000.0	--	--	
					22	REHABILITATION OF THE HALE INTERCHANGE BRIDGES IN MILWAUKEE COUNTY 80094901090-32-00	HP	DETAIL COSTS	PE	--	
ROW	--	--	--						--	--	
CONST	--	--	--						--	13,860.0	
OTHER	--	--	--						--	--	
TOTAL	--	--	--					1,512.0	13,860.0		
				SOURCE OF FUNDS IH-M	LOCAL	--	--	--	--	--	
					STATE	--	--	--	--	--	
					FEDERAL	--	--	--	151.2	--	
					TOTAL	--	--	--	1,360.8	--	
					23 (25)	BRIDGE REPLACEMENT OF THE DAKOTA ST PEDESTRIAN BRIDGE (B-40-0121) OVER IH 894/USH 45 IN THE CITY OF WEST ALLIS 80097621100-03-79	HP	DETAIL COSTS	PE	--	
ROW	--	--	--						--	--	
CONST	2,242.5	--	--						--	--	
OTHER	--	--	--						--	--	
TOTAL	2,242.5	--	--					--	--		
				SOURCE OF FUNDS IH-M	LOCAL	--	--	--	--	--	
					STATE	448.5	--	--	--	--	
					FEDERAL	1,794.0	--	--	--	--	
					TOTAL	2,242.5	--	--	--	--	
					24 (758)	RESURFACING OF HIGHLAND BLVD (USH 18) FROM 27TH ST TO 12TH ST IN THE CITY OF MILWAUKEE (1.06 MI) 80097042200-13-70	HP	DETAIL COSTS	PE	--	
ROW	--	--	--						--	--	
CONST	--	--	--						2,845.0	--	
OTHER	--	--	--						200.0	--	
TOTAL	--	--	--					3,045.0	--		
				SOURCE OF FUNDS STP-O	LOCAL	--	--	--	--	158.8	
					STATE	--	--	--	--	473.2	
					FEDERAL	--	--	--	--	2,413.0	
					TOTAL	--	--	--	3,045.0	--	

**TRANSPORTATION IMPROVEMENT PROGRAM FOR THE MILWAUKEE TRANSPORTATION MANAGEMENT AREA --
MILWAUKEE COUNTY 2013-2016**

PROJECT SPONSOR	PROJECT			ESTIMATED COSTS (\$1,000)							AIR QUAL STAT
	NO	DESCRIPTION / STATE ID	TYPE			2013	2014	2015	2016	REMAINING	
STATE OF WISCONSIN	25 (771)	RESURFACING OF THE USH 41 AND GOOD HOPE RD INTERCHANGE IN MILWAUKEE COUNTY 80097001100-33-70	HP	DETAIL COSTS	PE	--	--	--	--	--	EXEMPT
					ROW	--	--	--	--	--	
					CONST	305.9	--	--	--	--	
				SOURCE OF FUNDS NHS	OTHER	--	--	--	--	--	
					TOTAL	305.9	--	--	--	--	
	26 (27)	USH 41 INTERSTATE CONVERSION PLAN 80099761113-00-00	HP	DETAIL COSTS	PE	250.0	--	--	--	--	EXEMPT
					ROW	--	--	--	--	--	
					CONST	--	--	--	--	--	
				SOURCE OF FUNDS STP-O	OTHER	--	--	--	--	--	
					TOTAL	250.0	--	--	--	--	
	27 (28)	RESURFACING OF W APPLETON AVE (USH 41) FROM W CAPITOL DR (STH 190) TO N 107TH ST IN THE CITY OF MILWAUKEE (3.6 MI) 80001852010-10-70	HP	DETAIL COSTS	PE	--	--	--	--	--	EXEMPT
					ROW	--	--	--	--	--	
					CONST	8,030.0	--	--	--	--	
				SOURCE OF FUNDS NHS	OTHER	--	--	--	--	--	
					TOTAL	8,030.0	--	--	--	--	
	28 (695)	CORRIDOR STUDY OF USH 41 FROM STH 181 TO MILWAUKEE COUNTY LINE IN MILWAUKEE (5.71 MI) 80097392010-00-02	HP	DETAIL COSTS	PE	--	--	--	250.0	--	EXEMPT
					ROW	--	--	--	--	--	
					CONST	--	--	--	--	--	
				SOURCE OF FUNDS NHS	OTHER	--	--	--	--	--	
					TOTAL	--	--	--	250.0	--	
	29 (29)	REHABILITATION OF USH 41 FROM IH-94 TO LISBON AVE IN THE CITY OF MILWAUKEE (3.8 MI) 80001841350-09-70	HP	DETAIL COSTS	PE	--	--	--	--	--	EXEMPT
					ROW	--	--	--	--	--	
					CONST	--	11,997.7	--	--	--	
				SOURCE OF FUNDS NHS	OTHER	--	--	--	--	--	
					TOTAL	--	11,997.7	--	--	--	
	30 (30)	DECK OVERLAY OF THE BRIDGES ALONG USH 45 BETWEEN BURLEIGH ST AND STH 175 (3.72 MI) 80094951100-01-07	HP	DETAIL COSTS	PE	--	--	--	75.0	--	EXEMPT
					ROW	--	--	--	--	--	
					CONST	--	--	--	--	1,670.0	
				SOURCE OF FUNDS NHS	OTHER	--	--	--	--	--	
					TOTAL	--	--	--	75.0	1,670.0	
	31 (30)	RESURFACING OF USH 45 FROM BURLEIGH ST TO GOOD HOPE RD (CTH PP) IN MILWAUKEE COUNTY (6.10 MI) 80001831100-20-70	HP	DETAIL COSTS	PE	--	--	--	--	--	EXEMPT
					ROW	--	--	--	--	--	
					CONST	--	3,585.0	--	--	27,601.2	
				SOURCE OF FUNDS NHS	OTHER	--	--	--	--	--	
					TOTAL	--	3,585.0	--	--	27,601.2	
	32 (31)	RECONSTRUCTION OF USH 45/STH 100 (108TH ST) FROM W COLLEGE AVE TO LAYTON AVE IN THE VILLAGE OF HALES CORNERS (2.0 MI) 80000022040-11-70	HP	DETAIL COSTS	PE	--	--	--	--	--	EXEMPT
					ROW	5,100.0	--	--	--	--	
					CONST	--	--	--	--	21,450.0	
				SOURCE OF FUNDS NHS	OTHER	--	--	--	--	--	
					TOTAL	5,100.0	--	--	--	21,450.0	
				SOURCE OF FUNDS NHS	LOCAL	--	--	--	--	--	
					STATE	5,100.0	--	--	--	--	
					FEDERAL	--	--	--	--	--	
				SOURCE OF FUNDS NHS	STATE	5,100.0	--	--	--	--	
					FEDERAL	--	--	--	--	--	
SOURCE OF FUNDS NHS	TOTAL	5,100.0	--	--	--	--					

**TRANSPORTATION IMPROVEMENT PROGRAM FOR THE MILWAUKEE TRANSPORTATION MANAGEMENT AREA --
MILWAUKEE COUNTY 2013-2016**

PROJECT SPONSOR	PROJECT			ESTIMATED COSTS (\$1,000)							AIR QUAL STAT
	NO	DESCRIPTION / STATE ID	TYPE			2013	2014	2015	2016	REMAINING	
STATE OF WISCONSIN	33 (696)	CORRIDOR STUDY OF STH 24 FROM STH 100 TO OKLAHOMA AVE IN MILWAUKEE COUNTY (5.4 MI) 80097342120-00-00	HP	DETAIL COSTS	PE	--	--	--	250.0	--	EXEMPT
					ROW	--	--	--	--	--	
					CONST	--	--	--	--	--	
					OTHER	--	--	--	--	--	
				TOTAL	--	--	--	250.0	--		
SOURCE OF FUNDS	LOCAL	--	--	--	--	--	--	--			
	STATE	--	--	--	--	--	250.0	--			
	FEDERAL	--	--	--	--	--	--	--			
	TOTAL	--	--	--	--	250.0	--				
	34 (35)	RESURFACING OF JANESVILLE RD (STH 24) FROM WAUKESHA COUNTY LINE TO 108TH ST IN MILWAUKEE COUNTY (1.10 MI) 80099072380-02-70	HP	DETAIL COSTS	PE	--	--	--	--	--	EXEMPT
					ROW	--	--	--	--	--	
					CONST	--	--	--	3,045.0	--	
					OTHER	--	--	--	--	--	
				TOTAL	--	--	--	3,045.0	--		
SOURCE OF FUNDS	LOCAL	--	--	--	--	--	--	--			
	STATE	--	--	--	--	--	609.0	--			
	FEDERAL	--	--	--	--	--	2,436.0	--			
	TOTAL	--	--	--	--	3,045.0	--				
	35 (36)	RECONSTRUCTION OF W LOOMIS RD (STH 36) FROM S 51ST ST IN THE CITY OF GREENFIELD TO W FARDALE AVE IN THE CITY OF MILWAUKEE (2.00 MI) 80000302240-14-70	HP	DETAIL COSTS	PE	--	--	--	--	--	EXEMPT
					ROW	--	--	--	1,127.5	--	
					CONST	--	--	--	--	10,959.7	
					OTHER	--	--	--	--	--	
				TOTAL	--	--	--	1,127.5	10,959.7		
SOURCE OF FUNDS	LOCAL	--	--	--	--	--	--	--			
	STATE	--	--	--	--	--	1,127.5	--			
	FEDERAL	--	--	--	--	--	--	--			
	TOTAL	--	--	--	--	1,127.5	--				
	36 (697)	CORRIDOR STUDY OF STH 38 FROM MILWAUKEE COUNTY LINE TO STH 119 IN MILWAUKEE COUNTY (7.25 MI) 80097352060-00-05	HP	DETAIL COSTS	PE	--	300.0	--	--	--	EXEMPT
					ROW	--	--	--	--	--	
					CONST	--	--	--	--	--	
					OTHER	--	--	--	--	--	
				TOTAL	--	300.0	--	--	--		
SOURCE OF FUNDS	LOCAL	--	--	--	--	--	--	--			
	STATE	--	300.0	--	--	--	--	--			
	FEDERAL	--	--	--	--	--	--	--			
	TOTAL	--	300.0	--	--	--					
	37 (38)	REHABILITATION OF S HOWELL AVE (STH 38) FROM LAYTON AVE (CTH Y) TO E HOWARD AVE IN THE CITY OF MILWAUKEE (1.00 MI) 80001732060-11-70	HP	DETAIL COSTS	PE	--	--	--	--	--	EXEMPT
					ROW	--	--	--	--	--	
					CONST	--	--	3,182.6	--	--	
					OTHER	--	76.9	--	--	--	
				TOTAL	--	76.9	3,182.6	--	--		
SOURCE OF FUNDS	LOCAL	--	--	350.5	--	--	--	--			
	STATE	--	15.4	267.5	--	--	--	--			
	FEDERAL	--	61.5	2,564.6	--	--	--	--			
	TOTAL	--	76.9	3,182.6	--	--					
	38 (39)	RECONSTRUCTION OF STH 38 (S CHASE AVE) FROM OKLAHOMA AVE TO LINCOLN AVE IN THE CITY OF MILWAUKEE (1.14 MI) 80097472060-00-76	HP	DETAIL COSTS	PE	--	--	--	--	--	EXEMPT
					ROW	--	--	--	268.0	--	
					CONST	--	--	--	--	9,637.5	
					OTHER	--	--	--	--	340.9	
				TOTAL	--	--	--	268.0	9,978.4		
SOURCE OF FUNDS	LOCAL	--	--	--	--	--	--	--			
	STATE	--	--	--	--	--	268.0	--			
	FEDERAL	--	--	--	--	--	--	--			
	TOTAL	--	--	--	--	268.0	--				
	39 (40)	REHABILITATION OF S HOWELL AVE (STH 38) FROM LAYTON AVE (CTH Y) TO W GRANGE AVE IN THE CITY OF MILWAUKEE (0.80 MI) 80001722060-10-70	HP	DETAIL COSTS	PE	--	--	--	--	--	EXEMPT
					ROW	--	--	--	--	--	
					CONST	--	--	4,840.0	--	--	
					OTHER	--	--	--	--	--	
				TOTAL	--	--	4,840.0	--	--		
SOURCE OF FUNDS	LOCAL	--	--	--	--	--	--	--			
	STATE	--	--	--	--	--	--	--			
	FEDERAL	--	--	--	968.0	--	--	--			
	TOTAL	--	--	--	3,872.0	--	--				
	40 (41)	RESURFACING OF STH 38 FROM OAKWOOD ROAD IN THE CITY OF OAK CREEK TO GRANGE AVE IN THE CITY OF MILWAUKEE (5.24 MI) 80098592060-15-71	HP	DETAIL COSTS	PE	--	--	--	--	--	EXEMPT
					ROW	--	--	--	--	--	
					CONST	--	8,910.0	--	--	--	
					OTHER	--	--	--	--	--	
				TOTAL	--	8,910.0	--	--	--		
SOURCE OF FUNDS	LOCAL	--	--	132.0	--	--	--	--			
	STATE	--	--	1,674.0	--	--	--	--			
	FEDERAL	--	--	7,104.0	--	--	--	--			
	TOTAL	--	--	8,910.0	--	--					

**TRANSPORTATION IMPROVEMENT PROGRAM FOR THE MILWAUKEE TRANSPORTATION MANAGEMENT AREA --
MILWAUKEE COUNTY 2013-2016**

PROJECT SPONSOR	PROJECT			ESTIMATED COSTS (\$1,000)							AIR QUAL STAT
	NO	DESCRIPTION / STATE ID	TYPE			2013	2014	2015	2016	REMAINING	
STATE OF WISCONSIN	41	REHABILITATION OF STH 57 FROM TEUTONIA AVE TO MEQUON RD (STH 57/167) IN THE VILLAGE OF BROWN DEER AND CITY OF MEQUON (3.6 MI)	HP	DETAIL COSTS	PE	--	--	--	--	--	EXEMPT
	ROW				300.0	--	--	--	--		
	CONST				--	--	--	--	9,484.0		
	SOURCE OF FUNDS			OTHER	--	--	--	--	--		
				TOTAL	300.0	--	--	--	9,484.0		
	(42)	8000201	2270-04-70	SOURCE OF FUNDS	LOCAL	--	--	--	--		
	FEDERAL	STATE	300.0		--	--	--	--			
		FEDERAL	--		--	--	--	--			
	TOTAL		300.0	--	--	--	--				
	42	REHABILITATION OF STH 57 FROM W ST PAUL AVE TO W HIGHLAND BOULEVARD (USH 18) IN THE CITY OF MILWAUKEE (0.60 MI)	HP	DETAIL COSTS	PE	--	--	--	--	--	EXEMPT
	ROW				--	--	--	--	--		
	CONST				2,081.1	--	--	--	--		
	SOURCE OF FUNDS			OTHER	25.9	--	--	--	--		
				TOTAL	2,107.0	--	--	--	--		
	(43)	8000199	2265-09-70	SOURCE OF FUNDS	LOCAL	323.4	--	--	--		
	FEDERAL	STATE	178.4		--	--	--	--			
		FEDERAL	1,605.2		--	--	--	--			
	TOTAL		2,107.0	--	--	--	--				
	43	RECONSTRUCTION OF GREENFIELD AVE (STH 59) FROM 106TH ST TO IH-894 IN THE CITY OF WEST ALLIS (0.41 MI)	HP	DETAIL COSTS	PE	--	--	--	--	--	EXEMPT
	ROW				--	--	--	--	--		
	CONST				3,093.7	--	--	--	--		
	SOURCE OF FUNDS			OTHER	--	--	--	--	--		
				TOTAL	3,093.7	--	--	--	--		
	(807)	8009687	2230-15-70	SOURCE OF FUNDS	LOCAL	0.7	--	--	--		
	FEDERAL	STATE	3,093.0		--	--	--	--			
		FEDERAL	--		--	--	--	--			
	TOTAL		3,093.7	--	--	--	--				
	44	RESURFACING OF STH 100 (BROWN DEER RD) FROM 91ST ST TO STH 57 IN MILWAUKEE COUNTY (3.17 MI)	HP	DETAIL COSTS	PE	--	--	--	50.0	--	EXEMPT
	ROW				--	--	--	--	--		
	CONST				--	--	--	--	5,175.0		
	SOURCE OF FUNDS			OTHER	--	--	--	--	--		
				TOTAL	--	--	--	50.0	5,175.0		
	(46)	8001029	2150-00-71	SOURCE OF FUNDS	LOCAL	--	--	--	--		
	FEDERAL	STATE	--		--	--	10.0	--			
		FEDERAL	--		--	--	40.0	--			
	TOTAL		--	--	--	50.0	--				
	45	RESURFACING OF MAYFAIR RD (STH 100) FROM BURLEIGH ST TO SILVER SPRING DR (CTH E) AND SILVER SPRING DR FROM 118TH CT TO MAYFAIR RD IN THE CITIES OF WAUWATOSA AND MILWAUKEE (6.01 MI)	HP	DETAIL COSTS	PE	--	--	--	--	--	EXEMPT
	ROW				--	--	--	--	--		
	CONST				--	9,700.0	--	--	--		
	SOURCE OF FUNDS			OTHER	--	--	--	--	--		
				TOTAL	--	9,700.0	--	--	--		
	(47)	8009933	2030-09-70	SOURCE OF FUNDS	LOCAL	--	--	--	--		
	FEDERAL	STATE	--		98.0	--	--	--			
		FEDERAL	--		1,902.0	--	--	--			
	TOTAL		--	7,700.0	--	--	--				
				--	9,700.0	--	--	--			
	46	REHABILITATION OF STH 100 (RYAN ROAD) FROM S 27TH ST (USH241) TO STH 38 IN THE CITY OF OAK CREEK (1.96 MI)	HP	DETAIL COSTS	PE	--	--	--	--	--	EXEMPT
	ROW				--	--	--	--	--		
	CONST				--	--	--	9,295.0	--		
	SOURCE OF FUNDS			OTHER	--	--	--	--	--		
				TOTAL	--	--	--	9,295.0	--		
	(50)	8000169	2040-16-70	SOURCE OF FUNDS	LOCAL	--	--	--	114.0		
	FEDERAL	STATE	--		--	--	1,836.2	--			
		FEDERAL	--		--	--	7,344.8	--			
	TOTAL		--	--	--	9,295.0	--				
	47	RECONSTRUCTION OF STH 145 FROM W CAPITOL DR TO N 68TH ST IN THE CITY OF MILWAUKEE (1.50 MI)	HP	DETAIL COSTS	PE	--	--	--	--	--	EXEMPT
	ROW				--	268.0	--	--	--		
	CONST				--	--	12,091.4	--	--		
	SOURCE OF FUNDS			OTHER	--	--	--	382.0	--		
				TOTAL	--	268.0	12,091.4	382.0	--		
	(52)	8009746	1360-00-75	SOURCE OF FUNDS	LOCAL	--	--	616.0	--		
	FEDERAL	STATE	--		268.0	1,802.2	76.4				
		FEDERAL	--		--	9,673.2	305.6				
	TOTAL		--	268.0	12,091.4	382.0	--				
	48	CORRIDOR STUDY OF STH 181 FROM W HAMPTON AVE TO MILWAUKEE COUNTY LINE IN MILWAUKEE COUNTY (6.05 MI)	HP	DETAIL COSTS	PE	--	--	--	250.0	--	EXEMPT
	ROW				--	--	--	--	--		
	CONST				--	--	--	--	--		
	SOURCE OF FUNDS			OTHER	--	--	--	--	--		
				TOTAL	--	--	--	250.0	--		
	(698)	8009733	2140-00-01	SOURCE OF FUNDS	LOCAL	--	--	--	--		
	FEDERAL	STATE	--		--	--	250.0	--			
		FEDERAL	--		--	--	--	--			
	TOTAL		--	--	--	250.0	--				

**TRANSPORTATION IMPROVEMENT PROGRAM FOR THE MILWAUKEE TRANSPORTATION MANAGEMENT AREA --
MILWAUKEE COUNTY 2013-2016**

PROJECT SPONSOR	PROJECT			ESTIMATED COSTS (\$1,000)							AIR QUAL STAT
	NO	DESCRIPTION / STATE ID	TYPE			2013	2014	2015	2016	REMAINING	
STATE OF WISCONSIN	49 (53)	RECONSTRUCTION OF STH 181 (GLENVIEW AVE) FROM DANA ST TO BLUEMOUND RD IN THE CITY OF MILWAUKEE (0.38 MI) 80097452165-00-70	HP	DETAIL COSTS	PE	--	--	--	314.0	--	EXEMPT
					ROW	--	--	--	--	268.0	
					CONST	--	--	--	--	2,628.0	
				OTHER	--	--	--	--	--	2,896.0	
				TOTAL	--	--	--	314.0			
50 (54)	RESURFACING AND BRIDGE REHABILITATION OF 76TH ST (STH 181) FROM GRANTOSA DR TO FLORIST AVE IN THE CITY OF MILWAUKEE (1.14 MI) 80099402140-13-70	HP	DETAIL COSTS	PE	--	--	--	--	--	--	EXEMPT
				ROW	55.0	--	--	--	--	--	
				CONST	--	--	--	--	--	4,777.8	
			OTHER	--	--	--	--	--	--	4,777.8	
			TOTAL	55.0	--	--	--	--			
51 (55)	RECONSTRUCTION OF W CAPITOL DR (STH 190) FROM MAYFAIR RD TO N 84TH ST IN THE CITY OF MILWAUKEE (1.50 MI) 80001902025-11-71	HP	DETAIL COSTS	PE	--	--	--	--	--	--	EXEMPT
				ROW	--	--	--	--	--	--	
				CONST	5,216.9	--	--	--	--	--	
			OTHER	596.5	--	--	--	--	--	5,813.4	
			TOTAL	5,813.4	--	--	--	--			
52 (57)	RECONSTRUCTION OF THE WEST CAPITOL DR (STH 190) BRIDGE (B-40-059) OVER MENOMONEE RIVER IN THE CITY OF MILWAUKEE (0.01 MI) 80005102025-16-00	HP	DETAIL COSTS	PE	--	--	--	--	--	--	EXEMPT
				ROW	--	--	--	--	--	--	
				CONST	2,085.9	--	--	--	--	--	
			OTHER	--	--	--	--	--	--	2,085.9	
			TOTAL	2,085.9	--	--	--	--			
53 (58)	REHABILITATION OF S 27TH ST (STH 241) FROM HOWARD AVE TO UNION PACIFIC RAILROAD IN THE CITY OF MILWAUKEE (1.38 MI) 80001972265-08-70	HP	DETAIL COSTS	PE	--	--	--	--	--	--	EXEMPT
				ROW	55.0	--	--	--	--	--	
				CONST	--	9,775.0	--	--	--	--	
			OTHER	451.0	200.0	--	--	--	--	9,975.0	
			TOTAL	506.0	9,975.0	--	--	--			
54 (60)	RESURFACING OF LAKE PARKWAY (STH 794) FROM CARFERRY DR TO LAYTON AVE (CTH Y) IN MILWAUKEE COUNTY (3.1 MI) 80002481300-03-72	HP	DETAIL COSTS	PE	--	--	--	400.0	--	--	EXEMPT
				ROW	--	--	--	--	--	4,600.0	
				CONST	--	--	--	--	--	--	
			OTHER	--	--	--	--	--	--	4,600.0	
			TOTAL	--	--	--	400.0				
55 (760)	BRIDGE REPLACEMENT OF THE CLEVELAND AVE BRIDGE (B-40-122) OVER IH 894 AND REMOVAL OF THE CLEVELAND AVE WATER MAIN IN THE CITY OF WEST ALLIS 80097171090-07-73	HP	DETAIL COSTS	PE	--	--	--	--	--	--	EXEMPT
				ROW	3,021.1	--	--	--	--	--	
				CONST	--	--	--	--	--	--	
			OTHER	--	--	--	--	--	--	3,021.1	
			TOTAL	3,021.1	--	--	--	--			
56 (62)	REDECK OF WATERTOWN PLANK ROAD BRIDGE OVER UNDERWOOD CREEK IN THE CITY OF WAUWATOSA (0.1 MI) 80097922035-06-70	HP	DETAIL COSTS	PE	--	--	--	--	--	--	EXEMPT
				ROW	--	--	--	--	--	--	
				CONST	--	--	--	--	5,060.0	--	
			OTHER	--	--	--	--	--	--	5,060.0	
			TOTAL	--	--	--	5,060.0				
56 (62)	REDECK OF WATERTOWN PLANK ROAD BRIDGE OVER UNDERWOOD CREEK IN THE CITY OF WAUWATOSA (0.1 MI) 80097922035-06-70	HP	SOURCE OF FUNDS STP-0	LOCAL	--	--	--	--	--	--	EXEMPT
				STATE	--	--	--	--	--	--	
				FEDERAL	--	--	--	--	1,012.0	--	
			TOTAL	--	--	--	--	4,048.0	--	5,060.0	
			TOTAL	--	--	--	--	5,060.0			

**TRANSPORTATION IMPROVEMENT PROGRAM FOR THE MILWAUKEE TRANSPORTATION MANAGEMENT AREA --
MILWAUKEE COUNTY 2013-2016**

PROJECT SPONSOR	PROJECT			ESTIMATED COSTS (\$1,000)							AIR QUAL STAT
	NO	DESCRIPTION / STATE ID	TYPE			2013	2014	2015	2016	REMAINING	
STATE OF WISCONSIN	57 ^b (63)	RECONSTRUCTION WITH ADDITIONAL TRAFFIC LANES OF IH-94 FROM THE ILLINOIS STATE LINE TO THE MITCHELL INTERCHANGE IN MILWAUKEE, RACINE, AND KENOSHA COUNTIES (32.50 MI) 8000076	HI	DETAIL COSTS	PE	--	--	--	--	--	NON-EXEMPT
					ROW	--	--	--	--	--	
					CONST	75,115.8	63,709.1	--	30,324.6	393,063.7	
					OTHER	1,273.5	--	--	--	36.0	
				TOTAL		76,389.3	63,709.1	--	30,324.6	393,099.7	
	58 (17)	RECONSTRUCTION OF THE ZOO INTERCHANGE AND APPROACHES ON IH-94, IH 894 AND USH 45 IN MILWAUKEE COUNTY 8000205 1060-33-00	HI	SOURCE OF FUNDS COMB	LOCAL	62.7	--	--	--	--	NON-EXEMPT
					STATE	44,834.0	49,998.8	--	13,680.6	--	
					FEDERAL	31,492.6	13,710.3	--	16,644.0	--	
				TOTAL		76,389.3	63,709.1	--	30,324.6	--	
				DETAIL COSTS	PE	--	--	--	--	--	
	59 ^c (64)	RECONSTRUCTION WITH ADDITIONAL LANES OF USH 45/STH 100 FROM ST. MARTINS RD TO COLLEGE AVE IN THE CITY OF FRANKLIN (2.98 MI) 8000135 2040-14-70	HI		ROW	--	--	--	--	--	NON-EXEMPT
					CONST	215,138.7	353,820.0	271,247.0	138,098.5	12,206.0	
					OTHER	12,307.0	3,090.0	--	--	350.0	
				TOTAL		227,445.7	361,135.0	271,247.0	138,098.5	12,556.0	
				SOURCE OF FUNDS NHS	LOCAL	--	--	--	--	--	
	60 (66)	RECONSTRUCTION WITH ADDITIONAL LANES OF 27TH ST (STH 241) FROM W DREXEL AVE TO COLLEGE AVE (CTH ZZ) IN THE CITIES OF FRANKLIN AND OAK CREEK (2.0 MI) 8009941 2265-16-70	HI		STATE	124,695.5	273,986.5	203,435.2	56,086.9	--	NON-EXEMPT
					FEDERAL	102,750.2	87,148.5	67,811.8	82,011.6	--	
				TOTAL		227,445.7	361,135.0	271,247.0	138,098.5	--	
				DETAIL COSTS	PE	--	--	--	--	--	
					ROW	--	--	--	--	--	
	61 (67)	MARKETING AMTRAK'S HIAWATHA SERVICE FROM MILWAUKEE AND CHICAGO INCLUDING RADIO AND NEWSPAPER ADVERTISEMENTS IN MILWAUKEE AND CHICAGO-PHASE IV 8009753 1693-33-14	TP		CONST	--	--	--	--	--	EXEMPT
					OTHER	--	--	--	24,882.0	--	
				TOTAL		--	--	--	24,882.0	--	
				SOURCE OF FUNDS NHS	LOCAL	--	--	--	23.2	--	
					STATE	--	--	--	4,971.8	--	
	62 (68)	REDEVELOPMENT OF THE DOWNTOWN MILWAUKEE INTERMODAL STATION 8000509 0417-00-41	TP		FEDERAL	--	--	--	19,887.0	--	EXEMPT
				TOTAL		--	--	--	24,882.0	--	
				DETAIL COSTS	PE	--	--	--	--	--	
					ROW	--	--	--	--	--	
					CONST	2,100.0	--	--	24,695.0	--	
	63 ^d (69)	REHABILITATION OF TRAIN SHED AND PLATFORMS AT THE MILWAUKEE INTERMODAL PASSENGER STATION (AMTRAK STATION) 8000080 1693-29-77	TP		OTHER	--	--	--	--	--	EXEMPT
				TOTAL		--	--	--	--	--	
				SOURCE OF FUNDS COMB	LOCAL	--	--	--	--	--	
					STATE	--	--	--	--	--	
					FEDERAL	--	--	--	--	--	
	64 (71)	CONTINUATION AND IMPROVED OPERATION OF THE "HIAWATHA" INTERCITY FROM MILWAUKEE TO CHICAGO FOR CY 2013-2016 8000176 1693-33-10	TP		FEDERAL	--	--	--	--	--	EXEMPT
				TOTAL		--	--	--	--	--	
				DETAIL COSTS	PE	--	--	--	--	--	
					ROW	--	--	--	--	--	
					CONST	8,400.0	8,400.0	8,400.0	8,400.0	--	
	64 (71)	CONTINUATION AND IMPROVED OPERATION OF THE "HIAWATHA" INTERCITY FROM MILWAUKEE TO CHICAGO FOR CY 2013-2016 8000176 1693-33-10	TP		OTHER	--	--	--	--	--	EXEMPT
				TOTAL		8,400.0	8,400.0	8,400.0	8,400.0	--	
				SOURCE OF FUNDS ITH-M	LOCAL	--	--	--	--	--	
					STATE	840.0	840.0	840.0	840.0	--	
					FEDERAL	7,560.0	7,560.0	7,560.0	7,560.0	--	
	64 (71)	CONTINUATION AND IMPROVED OPERATION OF THE "HIAWATHA" INTERCITY FROM MILWAUKEE TO CHICAGO FOR CY 2013-2016 8000176 1693-33-10	TP		FEDERAL	--	--	--	--	--	EXEMPT
				TOTAL		8,400.0	8,400.0	8,400.0	8,400.0	--	
				DETAIL COSTS	PE	--	--	--	--	--	
					ROW	--	--	--	--	--	
					CONST	8,400.0	8,400.0	8,400.0	8,400.0	--	

**TRANSPORTATION IMPROVEMENT PROGRAM FOR THE MILWAUKEE TRANSPORTATION MANAGEMENT AREA --
MILWAUKEE COUNTY 2013-2016**

PROJECT SPONSOR	PROJECT			ESTIMATED COSTS (\$1,000)							AIR QUAL STAT
	NO	DESCRIPTION / STATE ID	TYPE			2013	2014	2015	2016	REMAINING	
STATE OF WISCONSIN	65 (73)	OCR RAILROAD SAFETY IMPROVEMENT PROJECTS IN SE REGION (LIST AVAILABLE UPON REQUEST) 8009962	HS	DETAIL COSTS	PE	--	--	--	--	--	EXEMPT
					ROW	--	--	--	--	--	
					CONST	1,500.0	1,500.0	1,500.0	1,500.0	--	
					OTHER	--	--	--	--	--	
				TOTAL	1,500.0	1,500.0	1,500.0	1,500.0	--		
				SOURCE OF FUNDS HSIP	LOCAL	--	--	--	--		
					STATE	525.0	525.0	525.0	525.0		
					FEDERAL	975.0	975.0	975.0	975.0		
					TOTAL	1,500.0	1,500.0	1,500.0	1,500.0		
					66 (74)	CONSTRUCTION OF VARIOUS SMALL HAZARD ELIMINATION MEASURES WITHIN SOUTHEASTERN WISCONSIN 8000272	HS	DETAIL COSTS	PE	--	
ROW	--	--	--						--	--	
CONST	50.0	50.0	50.0						50.0	--	
OTHER	--	--	--						--	--	
TOTAL	50.0	50.0	50.0					50.0	--		
				SOURCE OF FUNDS HSIP	LOCAL	--	--	--	--		
					STATE	5.0	5.0	5.0	5.0		
					FEDERAL	45.0	45.0	45.0	45.0		
					TOTAL	50.0	50.0	50.0	50.0		
					67 (75)	IMPROVEMENT AND MODERNIZATION OF LIGHTING SYSTEMS ON VARIOUS INTERSTATE HIGHWAYS WITHIN SOUTHEASTERN WISCONSIN 8000218	HS	DETAIL COSTS	PE	--	
ROW	--	--	--						--	--	
CONST	500.0	500.0	500.0						500.0	--	
OTHER	--	--	--						--	--	
TOTAL	500.0	500.0	500.0					500.0	--		
				SOURCE OF FUNDS HSIP	LOCAL	--	--	--	--		
					STATE	500.0	500.0	500.0	500.0		
					FEDERAL	--	--	--	--		
					TOTAL	500.0	500.0	500.0	500.0		
					68 (76)	IMPROVEMENT OF HAZARDOUS LOCATIONS ALONG THE STATE HIGHWAY SYSTEM WITHIN SOUTHEASTERN WISCONSIN 8000167	HS	DETAIL COSTS	PE	--	
ROW	--	--	--						--	--	
CONST	1,500.0	1,500.0	1,500.0						1,500.0	--	
OTHER	--	--	--						--	--	
TOTAL	1,500.0	1,500.0	1,500.0					1,500.0	--		
				SOURCE OF FUNDS HSIP	LOCAL	--	--	--	--		
					STATE	150.0	150.0	150.0	150.0		
					FEDERAL	1,350.0	1,350.0	1,350.0	1,350.0		
					TOTAL	1,500.0	1,500.0	1,500.0	1,500.0		
					69 (727)	ELIMINATION OF RAILROAD CROSSINGS AT HAZARDOUS LOCATIONS WITHIN THE SE REGION 8009720	HS	DETAIL COSTS	PE	--	
ROW	--	--	--						--	--	
CONST	--	--	--						--	--	
OTHER	30.0	30.0	30.0						30.0	--	
TOTAL	30.0	30.0	30.0					30.0	--		
				SOURCE OF FUNDS HSIP	LOCAL	--	--	--	--		
					STATE	--	--	--	--		
					FEDERAL	30.0	30.0	30.0	30.0		
					TOTAL	30.0	30.0	30.0	30.0		
					70 (77)	BEAM GUARD END TREATMENT UPGRADES IN VARIOUS LOCATIONS IN SOUTHEASTERN WISCONSIN 8009789	HS	DETAIL COSTS	PE	50.0	
ROW	--	--	--						--	--	
CONST	1,000.0	1,000.0	1,000.0						1,000.0	--	
OTHER	--	--	--						--	--	
TOTAL	1,050.0	1,000.0	1,000.0					1,000.0	--		
				SOURCE OF FUNDS HSIP	LOCAL	--	--	--	--		
					STATE	105.0	100.0	100.0	100.0		
					FEDERAL	945.0	900.0	900.0	900.0		
					TOTAL	1,050.0	1,000.0	1,000.0	1,000.0		
					71 (791)	SAFETY IMPROVEMENTS AT STH 100 AND COLDSPRING RD IN THE CITY OF GREENFIELD 8009696 2030-11-00	HS	DETAIL COSTS	PE	--	
ROW	--	--	--						--	--	
CONST	--	595.0	--						--	--	
OTHER	--	--	--						--	--	
TOTAL	--	595.0	--					--	--		
				SOURCE OF FUNDS HSIP	LOCAL	--	--	--	--		
					STATE	--	--	--	--		
					FEDERAL	--	535.5	--	--		
					TOTAL	--	595.0	--	--		
					72 (81)	ESTABLISHMENT OF AN EMERGENCY RIDE REIMBURSEMENT PROGRAM TO REIMBURSE EMPLOYER PROGRAM PARTICIPANTS IN SOUTHEASTERN WISCONSIN 8000148 0604-02-15	EE	DETAIL COSTS	PE	--	
ROW	--	--	--						--	--	
CONST	--	--	--						--	--	
OTHER	0.5	0.5	0.5						0.5	--	
TOTAL	0.5	0.5	0.5					0.5	--		
				SOURCE OF FUNDS STP-M	LOCAL	--	--	--	--		
					STATE	0.1	0.1	0.1	0.1		
					FEDERAL	0.4	0.4	0.4	0.4		
					TOTAL	0.5	0.5	0.5	0.5		

**TRANSPORTATION IMPROVEMENT PROGRAM FOR THE MILWAUKEE TRANSPORTATION MANAGEMENT AREA --
MILWAUKEE COUNTY 2013-2016**

PROJECT SPONSOR	PROJECT			ESTIMATED COSTS (\$1,000)							AIR QUAL STAT
	NO	DESCRIPTION / STATE ID	TYPE			2013	2014	2015	2016	REMAINING	
STATE OF WISCONSIN	73 ^e (82)	VARIOUS IMPROVEMENTS ON RUSSELL, KINNICKINNIC, WATER, PITTSBURGH, AND BROADWAY ST FOR THE BAYVIEW BIKEWAY IN THE CITY OF MILWAUKEE 80001011302-00-71	EE	DETAIL COSTS	PE	--	--	--	--	--	EXEMPT
					ROW	--	--	--	--	--	
					CONST	1,249.5	--	--	--	--	
				SOURCE OF FUNDS COMB	OTHER	--	--	--	--	--	
					TOTAL	1,249.5	--	--	--	--	
WISCONSIN DNR	74 (86)	CONSTRUCTION OF THE HANK AARON STATE TRAIL 6TH ST BICYCLE RAMP IN THE CITY OF MILWAUKEE 80100011693-25-72	EE	DETAIL COSTS	PE	--	--	--	--	--	EXEMPT
					ROW	--	--	--	--	--	
					CONST	1,024.4	--	--	--	--	
				SOURCE OF FUNDS CMAQ	OTHER	--	--	--	--	--	
					TOTAL	1,024.4	--	--	--	--	
MILWAUKEE COUNTY	75 (93)	RECONSTRUCTION OF N 107TH ST (CTH F) FROM W BROWN DEER RD (STH 100) TO THE NORTH MILWAUKEE COUNTY LINE IN THE CITY OF MILWAUKEE (1.00 MI) 4000033	HP	DETAIL COSTS	PE	--	--	--	--	--	EXEMPT
					ROW	--	--	--	--	--	
					CONST	5,115.0	--	--	--	--	
				SOURCE OF FUNDS LRIP	OTHER	--	--	--	--	--	
					TOTAL	5,115.0	--	--	--	--	
	76	REHABILITATION OF W ST MARTINS RD (CTH MM) FROM S NORTH CAPE RD TO S LOVERS LANE IN THE CITY OF FRANKLIN (1.50 MI) 4009891	HP	DETAIL COSTS	PE	--	71.5	--	--	--	EXEMPT
					ROW	--	--	--	--	--	
					CONST	--	--	1,100.0	--	--	
				SOURCE OF FUNDS LRIP	OTHER	--	--	--	--	--	
					TOTAL	--	71.5	1,100.0	--	--	
	77	RECONSTRUCTION OF S 92ND ST (CTH N) FROM W FOREST HOME AVE TO W HOWARD AVE IN THE CITY OF GREENFIELD (1.5 MI) 4009886	HP	DETAIL COSTS	PE	--	--	--	740.0	--	EXEMPT
					ROW	--	--	--	--	--	
					CONST	--	--	--	--	6,000.0	
				SOURCE OF FUNDS	OTHER	--	--	--	--	--	
					TOTAL	--	--	--	740.0	6,000.0	
	78 (96)	RECONSTRUCTION OF W MILL RD (CTH S) FROM N 43RD ST TO N SYDNEY PLACE IN THE CITY OF MILWAUKEE (1.15 MI) 40000192216-01-00	HP	DETAIL COSTS	PE	262.5	262.5	--	--	--	EXEMPT
					ROW	--	75.0	--	--	--	
					CONST	--	--	5,500.0	--	--	
				SOURCE OF FUNDS STP-M	OTHER	--	--	--	--	--	
					TOTAL	262.5	337.5	5,500.0	--	--	
	79 (97)	RECONSTRUCTION OF W BELOIT RD (CTH T) FROM S 124TH ST TO STH 100 IN MILWAUKEE COUNTY (1.10 MI) 4009953	HP	DETAIL COSTS	PE	--	--	400.0	--	--	EXEMPT
					ROW	--	--	--	--	--	
					CONST	--	--	--	--	3,100.0	
				SOURCE OF FUNDS	OTHER	--	--	--	--	--	
					TOTAL	--	--	400.0	--	3,100.0	
	80 (98)	RECONSTRUCTION OF S 76TH ST (CTH U) FROM THE SOUTH MILWAUKEE COUNTY LINE TO PUETZ RD IN THE CITY OF FRANKLIN (3.00 MI) 4000029	HP	DETAIL COSTS	PE	--	--	--	1,650.0	--	EXEMPT
					ROW	--	--	--	--	1,000.0	
					CONST	--	--	--	--	11,270.0	
				SOURCE OF FUNDS	OTHER	--	--	--	--	--	
					TOTAL	--	--	--	1,650.0	12,270.0	
				SOURCE OF FUNDS	LOCAL	--	--	--	1,650.0	--	
					STATE	--	--	--	--	--	
					FEDERAL	--	--	--	--	--	
				TOTAL	--	--	--	1,650.0	--		

**TRANSPORTATION IMPROVEMENT PROGRAM FOR THE MILWAUKEE TRANSPORTATION MANAGEMENT AREA --
MILWAUKEE COUNTY 2013-2016**

PROJECT SPONSOR	PROJECT			ESTIMATED COSTS (\$1,000)							AIR QUAL STAT
	NO	DESCRIPTION / STATE ID	TYPE			2013	2014	2015	2016	REMAINING	
MILWAUKEE COUNTY	81 (99)	RECONSTRUCTION OF S 13TH ST (CTH V) FROM SOUTH MILWAUKEE COUNTY LINE TO RYAN RD (STH 100) IN THE CITY OF OAK CREEK (2.0 MI) 4000027	HP	DETAIL COSTS	PE	--	--	--	880.0	--	EXEMPT
					ROW	--	--	--	--	800.0	
					CONST	--	--	--	--	4,000.0	
				OTHER	--	--	--	--	--		
				TOTAL	--	--	--	880.0	4,800.0		
				SOURCE OF FUNDS	LOCAL	--	--	--	880.0		
STATE	--	--	--		--						
FEDERAL	--	--	--		--						
TOTAL	--	--	--	880.0							
	82 (100)	RECONSTRUCTION OF S 13TH ST (CTH V) FROM RYAN RD (STH 100) TO W RAWSON AVE (CTH BB) IN THE CITY OF OAK CREEK (3.00 MI) 4000032	HP	DETAIL COSTS	PE	--	800.0	1,000.0	--	--	EXEMPT
					ROW	--	--	500.0	500.0	--	
					CONST	--	--	--	4,000.0	8,000.0	
				OTHER	--	--	--	--	--		
				TOTAL	--	800.0	1,500.0	4,500.0	8,000.0		
				SOURCE OF FUNDS	LOCAL	--	800.0	1,500.0	4,500.0		
STATE	--	--	--		--						
FEDERAL	--	--	--		--						
TOTAL	--	800.0	1,500.0	4,500.0							
	83 (102)	RECONSTRUCTION OF N PORT WASHINGTON RD (CTH W) FROM W DAPHNE ST TO W GOOD HOPE RD (CTH PP) IN MILWAUKEE COUNTY (0.70 MI) 4000016	HP	DETAIL COSTS	PE	--	--	750.0	--	--	EXEMPT
					ROW	--	--	--	--	--	
					CONST	--	--	--	--	2,700.0	
				OTHER	--	--	--	--	--		
				TOTAL	--	--	750.0	--	2,700.0		
				SOURCE OF FUNDS	LOCAL	--	--	750.0	--		
STATE	--	--	--		--						
FEDERAL	--	--	--		--						
TOTAL	--	--	750.0	--							
	84 	REHABILITATION OF W LAYTON AVE (CTH Y) FROM S 76TH ST TO S 60TH ST IN THE CITY OF GREENFIELD (1.0 MI) 4009888	HP	DETAIL COSTS	PE	--	80.0	80.0	--	--	EXEMPT
					ROW	--	--	--	--	--	
					CONST	--	--	1,600.0	--	--	
				OTHER	--	--	--	--	--		
				TOTAL	--	80.0	1,680.0	--	--		
				SOURCE OF FUNDS LRIP	LOCAL	--	60.0	860.0	--		
STATE	--	20.0	820.0		--						
FEDERAL	--	--	--		--						
TOTAL	--	80.0	1,680.0	--							
	85 	REHABILITATION OF W LAYTON AVE (CTH Y) FROM S 60TH ST TO W LOOMIS RD IN THE CITY OF GREENFIELD (1.0 MI) 4009887	HP	DETAIL COSTS	PE	--	--	--	160.0	--	EXEMPT
					ROW	--	--	--	--	--	
					CONST	--	--	--	--	1,600.0	
				OTHER	--	--	--	--	--		
				TOTAL	--	--	--	160.0	1,600.0		
				SOURCE OF FUNDS LRIP	LOCAL	--	--	--	120.0		
STATE	--	--	--		40.0						
FEDERAL	--	--	--		--						
TOTAL	--	--	--	160.0							
	86 (103)	RECONSTRUCTION OF W LAYTON AVE (CTH Y) FROM S 27TH ST (STH 241) TO W LOOMIS RD (STH 36) IN THE CITY OF GREENFIELD (1.20 MI) 4000021	HP	DETAIL COSTS	PE	--	--	740.0	--	--	EXEMPT
					ROW	--	--	--	500.0	--	
					CONST	--	--	--	--	5,350.0	
				OTHER	--	--	--	--	--		
				TOTAL	--	--	740.0	500.0	5,350.0		
				SOURCE OF FUNDS	LOCAL	--	--	740.0	500.0		
STATE	--	--	--		--						
FEDERAL	--	--	--		--						
TOTAL	--	--	740.0	500.0							
	87 	REHABILITATION OF E LAYTON AVE (CTH Y) FROM S HOWELL AVE TO S PENNSYLVANIA AVE IN THE CITIES OF MILWAUKEE, ST. FRANCIS, AND CUDAHY (1.40 MI) 4009889	HP	DETAIL COSTS	PE	--	90.0	90.0	--	--	EXEMPT
					ROW	--	--	--	--	--	
					CONST	--	--	1,800.0	--	--	
				OTHER	--	--	--	--	--		
				TOTAL	--	90.0	1,890.0	--	--		
				SOURCE OF FUNDS LRIP	LOCAL	--	70.0	1,070.0	--		
STATE	--	20.0	820.0		--						
FEDERAL	--	--	--		--						
TOTAL	--	90.0	1,890.0	--							
	88 	REHABILITATION OF THE W HAMPTON AVE BRIDGE OVER THE MILWAUKEE RIVER (LINCOLN PARK) (B-40-0750) IN MILWAUKEE COUNTY 4009882	HP	DETAIL COSTS	PE	--	--	--	200.0	--	EXEMPT
					ROW	--	--	--	--	--	
					CONST	--	--	--	--	1,000.0	
				OTHER	--	--	--	--	--		
				TOTAL	--	--	--	200.0	1,000.0		
				SOURCE OF FUNDS BRF	LOCAL	--	--	--	40.0		
STATE	--	--	--		--						
FEDERAL	--	--	--		160.0						
TOTAL	--	--	--	200.0							

**TRANSPORTATION IMPROVEMENT PROGRAM FOR THE MILWAUKEE TRANSPORTATION MANAGEMENT AREA --
MILWAUKEE COUNTY 2013-2016**

PROJECT SPONSOR	PROJECT			ESTIMATED COSTS (\$1,000)							AIR QUAL STAT
	NO	DESCRIPTION / STATE ID	TYPE			2013	2014	2015	2016	REMAINING	
MILWAUKEE COUNTY	89	REHABILITATION OF THE SWAN BLVD BRIDGE OVER MENOMONEE RIVER (B-40-0511) IN MILWAUKEE COUNTY	HP	DETAIL COSTS	PE	--	--	--	200.0	--	EXEMPT
					ROW	--	--	--	--	--	
					CONST	--	--	--	--	1,000.0	
				OTHER	--	--	--	--	--		
				TOTAL	--	--	--	200.0	1,000.0		
4009881	SOURCE OF FUNDS BRF	LOCAL	--	--	--	40.0	--				
		STATE	--	--	--	--	--				
		FEDERAL	--	--	--	160.0	--				
		TOTAL	--	--	--	200.0	--				
	90	REHABILITATION OF THE N TEUTONIA AVE BRIDGE OVER BRANCH OF MILWAUKEE RIVER (B-40-0516) IN MILWAUKEE COUNTY	HP	DETAIL COSTS	PE	--	--	--	150.0	--	EXEMPT
					ROW	--	--	--	--	--	
					CONST	--	--	--	--	800.0	
				OTHER	--	--	--	--	--		
				TOTAL	--	--	--	150.0	800.0		
4009879	SOURCE OF FUNDS BRF	LOCAL	--	--	--	30.0	--				
		STATE	--	--	--	--	--				
		FEDERAL	--	--	--	120.0	--				
		TOTAL	--	--	--	150.0	--				
	91	RECONSTRUCTION WITH ADDITIONAL TRAFFIC LANES OF S 76TH ST (CTH U) FROM 600' N OF HIGH ST TO CARTER BLVD IN THE CITY OF FRANKLIN (2.0 MI)	HI	DETAIL COSTS	PE	1,150.0	--	--	--	--	NON-EXEMPT
					ROW	420.0	--	--	--	--	
					CONST	--	8,633.4	--	--	--	
				OTHER	--	--	--	--	--		
				TOTAL	1,570.0	8,633.4	--	--	--		
(106)	4000234	2160-10-70	SOURCE OF FUNDS STP-M	LOCAL	314.0	1,766.6	--	--	--		
				STATE	--	--	--	--	--		
				FEDERAL	1,256.0	6,866.8	--	--	--		
				TOTAL	1,570.0	8,633.4	--	--	--		
	92	REGIONAL MARKETING CAMPAIGN FOR TRANSIT SYSTEMS IN SE WISCONSIN	TP	DETAIL COSTS	PE	--	--	--	--	--	EXEMPT
					ROW	--	--	--	--	--	
					CONST	--	--	--	--	--	
				OTHER	1,260.0	--	--	--	--		
				TOTAL	1,260.0	--	--	--	--		
(109)	4009934	SOURCE OF FUNDS CMAQ	LOCAL	252.0	--	--	--	--			
			STATE	--	--	--	--	--			
			FEDERAL	1,008.0	--	--	--	--			
			TOTAL	1,260.0	--	--	--	--			
	93	LOCAL MARKETING FOR THE MILWAUKEE COUNTY TRANSIT SYSTEM	TP	DETAIL COSTS	PE	--	--	--	--	--	EXEMPT
					ROW	--	--	--	--	--	
					CONST	--	--	--	--	--	
				OTHER	1,887.5	--	--	--	--		
				TOTAL	1,887.5	--	--	--	--		
(110)	4009935	SOURCE OF FUNDS CMAQ	LOCAL	377.5	--	--	--	--			
			STATE	--	--	--	--	--			
			FEDERAL	1,510.0	--	--	--	--			
			TOTAL	1,887.5	--	--	--	--			
	94	OPERATING ASSISTANCE FOR THE MILWAUKEE COUNTY TRANSIT SYSTEM	TP	DETAIL COSTS	PE	--	--	--	--	--	EXEMPT
					ROW	--	--	--	--	--	
					CONST	--	--	--	--	--	
				OTHER	72,000.0	72,000.0	72,000.0	72,000.0	--		
				TOTAL	72,000.0	72,000.0	72,000.0	72,000.0	--		
(113)	4000149	SOURCE OF FUNDS	LOCAL	12,000.0	12,000.0	12,000.0	12,000.0	--			
			STATE	60,000.0	60,000.0	60,000.0	60,000.0	--			
			FEDERAL	--	--	--	--	--			
			TOTAL	72,000.0	72,000.0	72,000.0	72,000.0	--			
	95	CAPITAL COSTS OF CONTRACTING FOR PARATRANSIT OPERATIONS FOR THE MILWAUKEE COUNTY TRANSIT SYSTEM	TP	DETAIL COSTS	PE	--	--	--	--	--	EXEMPT
					ROW	--	--	--	--	--	
					CONST	--	--	--	--	--	
				OTHER	2,312.5	2,312.5	2,312.5	2,312.5	--		
				TOTAL	2,312.5	2,312.5	2,312.5	2,312.5	--		
(115)	4000110	SOURCE OF FUNDS FTA 5307	LOCAL	462.5	462.5	462.5	462.5	--			
			STATE	--	--	--	--	--			
			FEDERAL	1,850.0	1,850.0	1,850.0	1,850.0	--			
			TOTAL	2,312.5	2,312.5	2,312.5	2,312.5	--			
	96	CAPITALIZATION OF TRANSIT VEHICLE MAINTENANCE ACTIVITIES	TP	DETAIL COSTS	PE	--	--	--	--	--	EXEMPT
					ROW	--	--	--	--	--	
					CONST	--	--	--	--	--	
				OTHER	20,125.0	20,125.0	20,125.0	20,125.0	--		
				TOTAL	20,125.0	20,125.0	20,125.0	20,125.0	--		
(117)	4000028	SOURCE OF FUNDS FTA 5307	LOCAL	4,025.0	4,025.0	4,025.0	4,025.0	--			
			STATE	--	--	--	--	--			
			FEDERAL	16,100.0	16,100.0	16,100.0	16,100.0	--			
			TOTAL	20,125.0	20,125.0	20,125.0	20,125.0	--			

**TRANSPORTATION IMPROVEMENT PROGRAM FOR THE MILWAUKEE TRANSPORTATION MANAGEMENT AREA --
MILWAUKEE COUNTY 2013-2016**

PROJECT SPONSOR	PROJECT			ESTIMATED COSTS (\$1,000)							AIR QUAL STAT
	NO	DESCRIPTION / STATE ID	TYPE			2013	2014	2015	2016	REMAINING	
MILWAUKEE COUNTY	97	REAL TIME INFORMATION SOFTWARE FOR THE MILWAUKEE COUNTY TRANSIT SYSTEM 4009878	TP	DETAIL COSTS	PE	--	--	--	--	--	EXEMPT
					ROW	--	--	--	--	--	
					CONST	--	--	--	--	--	
					OTHER	300.0	--	--	--	--	
				TOTAL	300.0	--	--	--	--		
				SOURCE OF FUNDS FTA 5307	LOCAL	60.0	--	--	--		
STATE	240.0	--	--		--						
	98	REPLACEMENT OF FIVE UNDERGROUND STORAGE TANKS AT MCTS FLEET MAINTENANCE FACILITY 4009877	TP	DETAIL COSTS	PE	25.0	--	--	--	--	EXEMPT
					ROW	--	--	--	--	--	
					CONST	--	--	--	--	--	
					OTHER	250.0	--	--	--	--	
				TOTAL	275.0	--	--	--	--		
				SOURCE OF FUNDS FTA 5307	LOCAL	55.0	--	--	--		
STATE	220.0	--	--		--						
	99	REPLACE ROOF FLASHING AT MCTS FLEET MAINTENANCE FACILITY 4009876	TP	DETAIL COSTS	PE	20.0	--	--	--	--	EXEMPT
					ROW	--	--	--	--	--	
					CONST	100.0	--	--	--	--	
					OTHER	--	--	--	--	--	
				TOTAL	120.0	--	--	--	--		
				SOURCE OF FUNDS FTA 5307	LOCAL	24.0	--	--	--		
STATE	96.0	--	--		--						
	100	REPLACE ASPHALT PARKING LOT AT MCTS FIEBRANTZ GARAGE 4009875	TP	DETAIL COSTS	PE	10.0	--	--	--	--	EXEMPT
					ROW	--	--	--	--	--	
					CONST	90.0	--	--	--	--	
					OTHER	--	--	--	--	--	
				TOTAL	100.0	--	--	--	--		
				SOURCE OF FUNDS FTA 5307	LOCAL	20.0	--	--	--		
STATE	80.0	--	--		--						
	101	REPLACE/REPAIR STEEL COLUMNS AT MCTS FOND DU LAC STORAGE BUILDING 4009874	TP	DETAIL COSTS	PE	--	20.0	--	--	--	EXEMPT
					ROW	--	--	--	--	--	
					CONST	--	--	--	--	--	
					OTHER	--	100.0	--	--	--	
				TOTAL	--	120.0	--	--	--		
				SOURCE OF FUNDS FTA 5307	LOCAL	--	24.0	--	--		
STATE	--	--	--		--						
	102	LIGHTING UPGRADES AT MCTS ADMINISTRATION BUILDING 4009873	TP	DETAIL COSTS	PE	--	20.0	--	--	--	EXEMPT
					ROW	--	--	--	--	--	
					CONST	--	--	--	--	--	
					OTHER	--	120.0	--	--	--	
				TOTAL	--	140.0	--	--	--		
				SOURCE OF FUNDS FTA 5307	LOCAL	--	28.0	--	--		
STATE	--	--	--		--						
	103	REPLACE FIRE SUPPRESSION SYSTEM AT MCTS ADMINISTRATION BUILDING 4009872	TP	DETAIL COSTS	PE	--	20.0	--	--	--	EXEMPT
					ROW	--	--	--	--	--	
					CONST	--	--	--	--	--	
					OTHER	--	120.0	--	--	--	
				TOTAL	--	140.0	--	--	--		
				SOURCE OF FUNDS FTA 5307	LOCAL	--	28.0	--	--		
STATE	--	--	--		--						
	104	LIGHTING UPGRADES AT THE MCTS FIEBRANTZ GARAGE 4009871	TP	DETAIL COSTS	PE	--	--	10.0	--	--	EXEMPT
					ROW	--	--	--	--	--	
					CONST	--	--	--	--	--	
					OTHER	--	--	90.0	--	--	
				TOTAL	--	--	100.0	--	--		
				SOURCE OF FUNDS FTA 5307	LOCAL	--	--	20.0	--	--	
STATE	--	--	--		--	--					
	104	LIGHTING UPGRADES AT THE MCTS FIEBRANTZ GARAGE 4009871	TP	DETAIL COSTS	PE	--	--	10.0	--	--	EXEMPT
					ROW	--	--	--	--	--	
					CONST	--	--	--	--	--	
					OTHER	--	--	90.0	--	--	
				TOTAL	--	--	100.0	--	--		
				SOURCE OF FUNDS FTA 5307	LOCAL	--	--	20.0	--	--	
STATE	--	--	--		--	--					
	104	LIGHTING UPGRADES AT THE MCTS FIEBRANTZ GARAGE 4009871	TP	DETAIL COSTS	PE	--	--	10.0	--	--	EXEMPT
					ROW	--	--	--	--	--	
					CONST	--	--	--	--	--	
					OTHER	--	--	90.0	--	--	
				TOTAL	--	--	100.0	--	--		
				SOURCE OF FUNDS FTA 5307	LOCAL	--	--	20.0	--	--	
STATE	--	--	--		--	--					
	104	LIGHTING UPGRADES AT THE MCTS FIEBRANTZ GARAGE 4009871	TP	DETAIL COSTS	PE	--	--	10.0	--	--	EXEMPT
					ROW	--	--	--	--	--	
					CONST	--	--	--	--	--	
					OTHER	--	--	90.0	--	--	
				TOTAL	--	--	100.0	--	--		
				SOURCE OF FUNDS FTA 5307	LOCAL	--	--	20.0	--	--	
STATE	--	--	--		--	--					
	104	LIGHTING UPGRADES AT THE MCTS FIEBRANTZ GARAGE 4009871	TP	DETAIL COSTS	PE	--	--	10.0	--	--	EXEMPT
					ROW	--	--	--	--	--	
					CONST	--	--	--	--	--	
					OTHER	--	--	90.0	--	--	
				TOTAL	--	--	100.0	--	--		
				SOURCE OF FUNDS FTA 5307	LOCAL	--	--	20.0	--	--	
STATE	--	--	--		--	--					
	104	LIGHTING UPGRADES AT THE MCTS FIEBRANTZ GARAGE 4009871	TP	DETAIL COSTS	PE	--	--	10.0	--	--	EXEMPT
					ROW	--	--	--	--	--	
					CONST	--	--	--	--	--	
					OTHER	--	--	90.0	--	--	
				TOTAL	--	--	100.0	--	--		
				SOURCE OF FUNDS FTA 5307	LOCAL	--	--	20.0	--	--	
STATE	--	--	--		--	--					

**TRANSPORTATION IMPROVEMENT PROGRAM FOR THE MILWAUKEE TRANSPORTATION MANAGEMENT AREA --
MILWAUKEE COUNTY 2013-2016**

PROJECT SPONSOR	PROJECT			ESTIMATED COSTS (\$1,000)							AIR QUAL STAT
	NO	DESCRIPTION / STATE ID	TYPE			2013	2014	2015	2016	REMAINING	
MILWAUKEE COUNTY	105	REPLACE/REPAIR STEEL COLUMNS AT MCTS FIEBRANTZ GARAGE 4009870	TP	DETAIL COSTS	PE	--	--	25.0	--	--	EXEMPT
					ROW	--	--	--	--		
					CONST	--	--	--	--		
					OTHER	--	--	225.0	--	--	
				TOTAL	--	--	250.0	--	--		
SOURCE OF FUNDS FTA 5307	LOCAL	--	--	50.0	--						
	STATE	--	--	--	--						
	FEDERAL	--	--	200.0	--						
	TOTAL	--	--	250.0	--						
(118)	PURCHASE OF MISCELLANEOUS SUPPORT SERVICE AND MAINTENANCE EQUIPMENT FOR THE MILWAUKEE COUNTY TRANSIT SYSTEM 4000047	TP	DETAIL COSTS	PE	--	--	--	--	--	EXEMPT	
				ROW	--	--	--	--	--		
				CONST	--	--	--	--	--		
				OTHER	270.0	600.0	600.0	600.0	--		
			TOTAL	270.0	600.0	600.0	600.0	--			
SOURCE OF FUNDS FTA 5307	LOCAL	54.0	120.0	120.0	120.0						
	STATE	--	--	--	--						
	FEDERAL	216.0	480.0	480.0	480.0						
	TOTAL	270.0	600.0	600.0	600.0						
(119)	TRANSIT VEHICLE TIRE LEASING SERVICES 4000050	TP	DETAIL COSTS	PE	--	--	--	--	--	EXEMPT	
				ROW	--	--	--	--	--		
				CONST	--	--	--	--	--		
				OTHER	490.0	500.0	520.0	540.0	--		
			TOTAL	490.0	500.0	520.0	540.0	--			
SOURCE OF FUNDS FTA 5307	LOCAL	98.0	100.0	104.0	108.0						
	STATE	--	--	--	--						
	FEDERAL	392.0	400.0	416.0	432.0						
	TOTAL	490.0	500.0	520.0	540.0						
(120)	REPLACEMENT OF MCTS DATA PROCESSING EQUIPMENT/BUS RADIO SOFTWARE 4009933	TP	DETAIL COSTS	PE	--	--	--	--	--	EXEMPT	
				ROW	--	--	--	--	--		
				CONST	--	--	--	--	--		
				OTHER	--	965.0	--	--	--		
			TOTAL	--	965.0	--	--	--			
SOURCE OF FUNDS FTA 5307	LOCAL	--	193.0	--	--						
	STATE	--	--	--	--						
	FEDERAL	--	772.0	--	--						
	TOTAL	--	965.0	--	--						
(737)	REPLACEMENT OF BUS VACUUM SYSTEM AT THE MCTS FIEBRANTZ GARAGE 4009915	TP	DETAIL COSTS	PE	50.0	--	--	--	--	EXEMPT	
				ROW	--	--	--	--	--		
				CONST	--	--	--	--	--		
				OTHER	200.0	--	--	--	--		
			TOTAL	250.0	--	--	--	--			
SOURCE OF FUNDS FTA 5307	LOCAL	50.0	--	--	--						
	STATE	--	--	--	--						
	FEDERAL	200.0	--	--	--						
	TOTAL	250.0	--	--	--						
(738)	REPLACEMENT OF BUS WASHING SYSTEM AT THE MCTS FIEBRANTZ GARAGE 4009914	TP	DETAIL COSTS	PE	40.0	--	--	--	--	EXEMPT	
				ROW	--	--	--	--	--		
				CONST	--	--	--	--	--		
				OTHER	375.0	--	--	--	--		
			TOTAL	415.0	--	--	--	--			
SOURCE OF FUNDS FTA 5307	LOCAL	83.0	--	--	--						
	STATE	--	--	--	--						
	FEDERAL	332.0	--	--	--						
	TOTAL	415.0	--	--	--						
(127)	PURCHASE OF SPARE PARTS FOR 40-FOOT MCTS BUSES: ENGINE, REAR AXLE ASSEMBLY, ELECTRONIC DESTINATION SIGN AND AIR CONDITIONING COMPRESSOR 4009946	TP	DETAIL COSTS	PE	--	--	--	--	--	EXEMPT	
				ROW	--	--	--	--	--		
				CONST	--	--	--	--	--		
				OTHER	100.0	--	--	--	--		
			TOTAL	100.0	--	--	--	--			
SOURCE OF FUNDS FTA 5307	LOCAL	20.0	--	--	--						
	STATE	--	--	--	--						
	FEDERAL	80.0	--	--	--						
	TOTAL	100.0	--	--	--						
(739)	FAÇADE AND FOUNDATION REPAIRS AT THE MCTS FOND DU LAC GARAGE FACILITIES 4009913	TP	DETAIL COSTS	PE	30.0	--	--	--	--	EXEMPT	
				ROW	--	--	--	--	--		
				CONST	--	--	--	--	--		
				OTHER	230.0	--	--	--	--		
			TOTAL	260.0	--	--	--	--			
SOURCE OF FUNDS FTA 5307	LOCAL	52.0	--	--	--						
	STATE	--	--	--	--						
	FEDERAL	208.0	--	--	--						
	TOTAL	260.0	--	--	--						

**TRANSPORTATION IMPROVEMENT PROGRAM FOR THE MILWAUKEE TRANSPORTATION MANAGEMENT AREA --
MILWAUKEE COUNTY 2013-2016**

PROJECT SPONSOR	PROJECT			ESTIMATED COSTS (\$1,000)							AIR QUAL STAT
	NO	DESCRIPTION / STATE ID	TYPE			2013	2014	2015	2016	REMAINING	
MILWAUKEE COUNTY	113 (740)	REPLACEMENT OF FIRE ALARM SYSTEM AT THE MCTS FOND DU LAC GARAGE 4009912	TP	DETAIL COSTS	PE	35.0	--	--	--	--	EXEMPT
					ROW	--	--	--	--	--	
					CONST	--	--	--	--	--	
					OTHER	200.0	--	--	--	--	
				TOTAL	235.0	--	--	--	--		
SOURCE OF FUNDS FTA 5307	LOCAL	47.0	--	--	--	--					
	STATE	--	--	--	--	--					
	FEDERAL	188.0	--	--	--	--					
	TOTAL	235.0	--	--	--	--					
	114 (741)	REPLACEMENT OF BUS WASHING SYSTEM AT THE MCTS FOND DU LAC GARAGE 4009911	TP	DETAIL COSTS	PE	100.0	--	--	--	--	EXEMPT
					ROW	--	--	--	--	--	
					CONST	--	--	--	--	--	
					OTHER	900.0	--	--	--	--	
				TOTAL	1,000.0	--	--	--	--		
SOURCE OF FUNDS FTA 5307	LOCAL	200.0	--	--	--	--					
	STATE	--	--	--	--	--					
	FEDERAL	800.0	--	--	--	--					
	TOTAL	1,000.0	--	--	--	--					
	115 (130)	REPLACEMENT OF DATA PROCESSING EQUIPMENT AT THE MCTS ADMINISTRATION FACILITY 4000128	TP	DETAIL COSTS	PE	--	--	--	--	--	EXEMPT
					ROW	--	--	--	--	--	
					CONST	--	--	--	--	--	
					OTHER	620.0	--	--	--	--	
				TOTAL	620.0	--	--	--	--		
SOURCE OF FUNDS FTA 5307	LOCAL	124.0	--	--	--	--					
	STATE	--	--	--	--	--					
	FEDERAL	496.0	--	--	--	--					
	TOTAL	620.0	--	--	--	--					
	116 (133)	PURCHASE OF HASTUS SOFTWARE UPGRADE FOR MCTS 4009970	TP	DETAIL COSTS	PE	--	--	--	--	--	EXEMPT
					ROW	--	--	--	--	--	
					CONST	--	--	--	--	--	
					OTHER	500.0	--	--	--	--	
				TOTAL	500.0	--	--	--	--		
SOURCE OF FUNDS FTA 5307	LOCAL	100.0	--	--	--	--					
	STATE	--	--	--	--	--					
	FEDERAL	400.0	--	--	--	--					
	TOTAL	500.0	--	--	--	--					
	117 (742)	REPLACEMENT OF BUS WASHING SYSTEM AT THE MCTS KINNICKINNIC OPERATING GARAGE FACILITIES 4009910	TP	DETAIL COSTS	PE	50.0	--	--	--	--	EXEMPT
					ROW	--	--	--	--	--	
					CONST	--	--	--	--	--	
					OTHER	700.0	--	--	--	--	
				TOTAL	750.0	--	--	--	--		
SOURCE OF FUNDS FTA 5307	LOCAL	150.0	--	--	--	--					
	STATE	--	--	--	--	--					
	FEDERAL	600.0	--	--	--	--					
	TOTAL	750.0	--	--	--	--					
	118 (743)	REPLACEMENT OF HVAC SYSTEM AT THE MCTS KINNICKINNIC OPERATING GARAGE FACILITIES 4009869	TP	DETAIL COSTS	PE	50.0	--	--	--	--	EXEMPT
					ROW	--	--	--	--	--	
					CONST	--	--	--	--	--	
					OTHER	450.0	--	--	--	--	
				TOTAL	500.0	--	--	--	--		
SOURCE OF FUNDS FTA 5307	LOCAL	100.0	--	--	--	--					
	STATE	--	--	--	--	--					
	FEDERAL	400.0	--	--	--	--					
	TOTAL	500.0	--	--	--	--					
	119 (744)	REPLACEMENT OF BUS VACUUM SYSTEM AT THE MCTS KINNICKINNIC GARAGE 4009908	TP	DETAIL COSTS	PE	50.0	--	--	--	--	EXEMPT
					ROW	--	--	--	--	--	
					CONST	--	--	--	--	--	
					OTHER	700.0	--	--	--	--	
				TOTAL	750.0	--	--	--	--		
SOURCE OF FUNDS FTA 5307	LOCAL	150.0	--	--	--	--					
	STATE	--	--	--	--	--					
	FEDERAL	600.0	--	--	--	--					
	TOTAL	750.0	--	--	--	--					
	120 (776)	PURCHASE AND INSTALLATION OF A TRANSIT ENHANCEMENT BUS SHELTER AT THE CONVERGENCE OF SOUTH KINNICKINNIC, EAST LINCOLN AND SOUTH HOWELL AVENUES 4009902	TP	DETAIL COSTS	PE	--	30.0	--	--	--	EXEMPT
					ROW	--	--	--	--	--	
					CONST	--	--	--	--	--	
					OTHER	--	120.0	--	--	--	
				TOTAL	--	150.0	--	--	--		
SOURCE OF FUNDS FTA 5307	LOCAL	--	30.0	--	--	--					
	STATE	--	--	--	--	--					
	FEDERAL	--	120.0	--	--	--					
	TOTAL	--	150.0	--	--	--					

**TRANSPORTATION IMPROVEMENT PROGRAM FOR THE MILWAUKEE TRANSPORTATION MANAGEMENT AREA --
MILWAUKEE COUNTY 2013-2016**

PROJECT SPONSOR	PROJECT			ESTIMATED COSTS (\$1,000)							AIR QUAL STAT
	NO	DESCRIPTION / STATE ID	TYPE			2013	2014	2015	2016	REMAINING	
MILWAUKEE COUNTY	121 (792)	INSPECTION/FORCE ACCOUNT ACTIVITIES FOR MCTS BUS REPLACEMENT PROJECTS 4009896	TP	DETAIL COSTS	PE	50.0	--	--	--	--	EXEMPT
					ROW	--	--	--	--	--	
				CONST	--	--	--	--	--		
				OTHER	--	--	--	--	--		
				TOTAL	50.0	--	--	--	--		
				SOURCE OF FUNDS FTA 5307	LOCAL	10.0	--	--	--		
					STATE	--	--	--	--		
				FEDERAL	40.0	--	--	--			
				TOTAL	50.0	--	--	--			
	122 f (137)	SUPPORT OF SOUTHEASTERN WISCONSIN REGIONAL PLANNING COMMISSION TRANSIT PLANNING PROGRAM 4000161	TI	DETAIL COSTS	PE	--	--	--	--	--	EXEMPT
					ROW	--	--	--	--	--	
				CONST	--	--	--	--	--		
				OTHER	187.5	187.5	187.5	187.5	--		
				TOTAL	187.5	187.5	187.5	187.5	--		
				SOURCE OF FUNDS FTA 5307	LOCAL	18.7	18.7	18.7	18.7		
					STATE	18.8	18.8	18.8	18.8		
				FEDERAL	150.0	150.0	150.0	150.0			
				TOTAL	187.5	187.5	187.5	187.5			
	123 (139)	OPERATION OF AN EXPRESS BUS ROUTE TO PROVIDE FREQUENT LIMITED STOP SERVICE ALONG A 12-MILE CORRIDOR OF FOND DU LAC AND NATIONAL AVENUES 4009928	TI	DETAIL COSTS	PE	--	--	--	--	--	EXEMPT
					ROW	--	--	--	--	--	
				CONST	--	--	--	--	--		
				OTHER	4,000.0	--	--	--	--		
				TOTAL	4,000.0	--	--	--	--		
				SOURCE OF FUNDS CMAQ	LOCAL	800.0	--	--	--		
					STATE	--	--	--	--		
				FEDERAL	3,200.0	--	--	--			
				TOTAL	4,000.0	--	--	--			
	124 (747)	OPERATION OF AN EXPRESS BUS ROUTE TO PROVIDE FREQUENT LIMITED STOP SERVICE ALONG A 11-MILE CORRIDOR OF CAPITOL DR AND DOWNER AVE BETWEEN 124TH ST AND THE UW-MILWAUKEE CAMPUS 4009907	TI	DETAIL COSTS	PE	--	--	--	--	--	EXEMPT
					ROW	--	--	--	--	--	
				CONST	--	--	--	--	--		
				OTHER	2,557.9	--	--	--	--		
				TOTAL	2,557.9	--	--	--	--		
				SOURCE OF FUNDS CMAQ	LOCAL	511.6	--	--	--		
					STATE	--	--	--	--		
				FEDERAL	2,046.3	--	--	--			
				TOTAL	2,557.9	--	--	--			
	125 (748)	OPERATION OF AN EXPRESS BUS ROUTE TO PROVIDE FREQUENT LIMITED STOP SERVICE ALONG A 12-MILE CORRIDOR THAT CONNECTS BAYSHORE SHOPPING CENTER, UW-MILWAUKEE CAMPUS, DOWNTOWN MILWAUKEE, AND THE MITCHELL INTL. AIRPORT 4009905	TI	DETAIL COSTS	PE	--	--	--	--	--	EXEMPT
					ROW	--	--	--	--	--	
				CONST	--	--	--	--	--		
				OTHER	5,379.6	--	--	--	--		
				TOTAL	5,379.6	--	--	--	--		
				SOURCE OF FUNDS CMAQ	LOCAL	1,075.9	--	--	--		
					STATE	--	--	--	--		
				FEDERAL	4,303.7	--	--	--			
				TOTAL	5,379.6	--	--	--			
	126 (140)	RECONSTRUCTION OF SOUTH 68TH ST (CTH A) FROM RYAN RD (STH 100) TO HOUSE OF CORRECTIONS IN THE CITY OF FRANKLIN (0.75 MI) 4000090	OH	DETAIL COSTS	PE	30.0	--	--	--	--	EXEMPT
					ROW	--	--	--	--	--	
				CONST	--	580.0	--	--	--		
				OTHER	--	--	--	--	--		
				TOTAL	30.0	580.0	--	--	--		
				SOURCE OF FUNDS LRIP	LOCAL	15.0	290.0	--	--		
					STATE	15.0	290.0	--	--		
				FEDERAL	--	--	--	--			
				TOTAL	30.0	580.0	--	--			
	127	REHABILITATION OF S NORTH CAPE RD (CTH J) FROM HI-VIEW DR TO S CARROLL CIR IN THE CITY OF FRANKLIN (2.0 MI) 4009890	OH	DETAIL COSTS	PE	90.0	--	--	--	--	EXEMPT
					ROW	--	--	--	--	--	
				CONST	--	--	1,500.0	--	--		
				OTHER	--	--	--	--	--		
				TOTAL	90.0	--	1,500.0	--	--		
				SOURCE OF FUNDS LRIP	LOCAL	67.5	--	946.2	--		
					STATE	22.5	--	553.8	--	--	
				FEDERAL	--	--	--	--	--		
				TOTAL	90.0	--	1,500.0	--	--		
	128	REHABILITATION OF OLD LOOMIS RD (CTH K) FROM WARWICK WAY TO RAWSON AVE AND S 76TH ST TO HOLLOW LN IN THE CITY OF FRANKLIN (0.80 MI) 4009892	OH	DETAIL COSTS	PE	--	38.5	--	--	--	EXEMPT
					ROW	--	--	--	--	--	
				CONST	--	--	580.0	--	--		
				OTHER	--	--	--	--	--		
				TOTAL	--	38.5	580.0	--	--		
				SOURCE OF FUNDS LRIP	LOCAL	--	29.0	264.0	--		
					STATE	--	9.5	316.0	--	--	
				FEDERAL	--	--	--	--	--		
				TOTAL	--	38.5	580.0	--	--		

**TRANSPORTATION IMPROVEMENT PROGRAM FOR THE MILWAUKEE TRANSPORTATION MANAGEMENT AREA --
MILWAUKEE COUNTY 2013-2016**

PROJECT SPONSOR	PROJECT			ESTIMATED COSTS (\$1,000)							AIR QUAL STAT
	NO	DESCRIPTION / STATE ID	TYPE			2013	2014	2015	2016	REMAINING	
MILWAUKEE COUNTY	129 (143)	RECONSTRUCTION OF OLD LOOMIS RD FROM RAWSON AVE (CTH BB) TO S 76TH ST (CTH U) IN THE CITY OF FRANKLIN (0.63 MI) 4000073	OH	DETAIL COSTS	PE	--	--	--	75.0	--	EXEMPT
					ROW	--	--	--	--	--	
					CONST	--	--	--	--	500.0	
					OTHER	--	--	--	--	--	
				TOTAL	--	--	--	75.0	500.0		
				SOURCE OF FUNDS LRIP	LOCAL	--	--	--	37.5		
					STATE	--	--	--	37.5		
					FEDERAL	--	--	--	--		
					TOTAL	--	--	--	75.0		
				130	REHABILITATION OF THE OAK CREEK PARKWAY BRIDGE OVER OAK CREEK (P-40-0740) EAST OF MILL RD IN MILWAUKEE COUNTY 4009883	OH	DETAIL COSTS	PE	--	--	--
ROW	--	--	--					--	--		
CONST	--	--	--					--	800.0		
OTHER	--	--	--					--	--		
TOTAL	--	--	--				150.0	800.0			
				SOURCE OF FUNDS BRF	LOCAL	--	--	--	30.0		
					STATE	--	--	--	--		
					FEDERAL	--	--	--	120.0		
					TOTAL	--	--	--	150.0		
				131	REHABILITATION OF THE OAK CREEK PARKWAY BRIDGE OVER OAK CREEK (B-40-0601) AT OAK ST IN MILWAUKEE COUNTY 4009880	OH	DETAIL COSTS	PE	--	--	--
ROW	--	--	--					--	--		
CONST	--	--	--					--	800.0		
OTHER	--	--	--					--	--		
TOTAL	--	--	--				125.0	800.0			
				SOURCE OF FUNDS BRF	LOCAL	--	--	--	25.0		
					STATE	--	--	--	--		
					FEDERAL	--	--	--	100.0		
					TOTAL	--	--	--	125.0		
				132 (144)	BRIDGE REHABILITATION OF W VIENNA AVE OVER THE MENOMONEE RIVER AT GRANTOSA PKWY IN MILWAUKEE COUNTY (P-40-0771) 4000005	OH	DETAIL COSTS	PE	--	--	150.0
ROW	--	--	--					--	--		
CONST	--	--	--					1,000.0	--		
OTHER	--	--	--					--	--		
TOTAL	--	--	150.0				1,000.0	--			
				SOURCE OF FUNDS BRF	LOCAL	--	--	30.0	200.0		
					STATE	--	--	--	--		
					FEDERAL	--	--	120.0	800.0		
					TOTAL	--	--	150.0	1,000.0		
				133 (718)	REPLACEMENT OF THE WHITNALL PARK DR BRIDGE OVER THE ROOT RIVER (P40-0713) IN MILWAUKEE COUNTY 4009921 2981-00-02	OH	DETAIL COSTS	PE	145.0	--	--
ROW	--	--	--					--	--		
CONST	759.0	--	--					--	--		
OTHER	--	--	--					--	--		
TOTAL	904.0	--	--				--	--			
				SOURCE OF FUNDS BRF	LOCAL	180.8	--	--	--		
					STATE	--	--	--	--		
					FEDERAL	723.2	--	--	--		
					TOTAL	904.0	--	--	--		
				134	REHABILITATION OF THE WHITNALL PARK DR BRIDGE OVER THE ROOT RIVER (P40-0721) IN MILWAUKEE COUNTY 4009885	OH	DETAIL COSTS	PE	145.0	--	--
ROW	--	--	--					--	--		
CONST	--	759.0	--					--	--		
OTHER	--	--	--					--	--		
TOTAL	145.0	759.0	--				--	--			
				SOURCE OF FUNDS BRF	LOCAL	29.0	151.8	--	--		
					STATE	--	--	--	--		
					FEDERAL	116.0	607.2	--	--		
					TOTAL	145.0	759.0	--	--		
				135	REHABILITATION OF THE WHITNALL PARK DR BRIDGE OVER THE ROOT RIVER (P40-0564) EAST OF HWY 100 IN MILWAUKEE COUNTY 4009884	OH	DETAIL COSTS	PE	--	--	150.0
ROW	--	--	--					--	--		
CONST	--	--	--					800.0	--		
OTHER	--	--	--					--	--		
TOTAL	--	--	150.0				800.0	--			
				SOURCE OF FUNDS BRF	LOCAL	--	--	30.0	160.0		
					STATE	--	--	--	--		
					FEDERAL	--	--	120.0	640.0		
					TOTAL	--	--	150.0	800.0		
				136 (775)	INSTALL PEDESTRIAN COUNTDOWN SIGNAL HEADS AT 49 VARIOUS COUNTY ROAD LOCATIONS IN MILWAUKEE COUNTY 4009700 2967-16-70	HS	DETAIL COSTS	PE	60.0	--	--
ROW	--	--	--					--	--		
CONST	375.0	--	--					--	--		
OTHER	--	--	--					--	--		
TOTAL	435.0	--	--				--	--			
				SOURCE OF FUNDS HSIP	LOCAL	43.5	--	--	--		
					STATE	--	--	--	--		
					FEDERAL	391.5	--	--	--		
					TOTAL	435.0	--	--	--		

**TRANSPORTATION IMPROVEMENT PROGRAM FOR THE MILWAUKEE TRANSPORTATION MANAGEMENT AREA --
MILWAUKEE COUNTY 2013-2016**

PROJECT SPONSOR	PROJECT			ESTIMATED COSTS (\$1,000)							AIR QUAL STAT
	NO	DESCRIPTION / STATE ID	TYPE			2013	2014	2015	2016	REMAINING	
MILWAUKEE COUNTY	137 (731)	SAFETY IMPROVEMENTS AT THE INTERSECTIONS OF CTH U (76TH ST) AND EDGERTON AVE, AND CTH U (76TH ST) AND LAYTON AVE IN MILWAUKEE COUNTY 40099182160-15-70	HS	DETAIL COSTS	PE	112.0	--	--	--	--	EXEMPT
					ROW	--	--	--	--		
				CONST	--	693.0	--	--	--		
				OTHER	--	--	--	--			
				TOTAL	112.0	693.0	--	--	--		
SOURCE OF FUNDS HSIP	LOCAL	--	--	--	--						
	STATE	11.2	69.3	--	--						
	FEDERAL	100.8	623.7	--	--						
	TOTAL	112.0	693.0	--	--						
	138 (793)	INTERSECTION IMPROVEMENTS AT CTH Y AND S 60TH ST IN THE CITY OF GREENFIELD 40098982070-09-00	HS	DETAIL COSTS	PE	98.0	98.0	--	--	--	EXEMPT
ROW					--	--	--	--			
CONST				--	--	668.0	--	--			
OTHER				--	--	--	--				
TOTAL				98.0	98.0	668.0	--	--			
SOURCE OF FUNDS HSIP	LOCAL	9.8	9.8	66.8	--						
	STATE	--	--	--	--						
	FEDERAL	88.2	88.2	601.2	--						
	TOTAL	98.0	98.0	668.0	--						
	139 (147)	TRAFFIC SIGNAL OPTIMIZATION OF 50 TRAFFIC SIGNALS ON COUNTY TRUNK HIGHWAYS, COORDINATION WITH WISDOT AND MILWAUKEE COUNTY TRAFFIC SIGNALS 40099301693-36-01	EE	DETAIL COSTS	PE	316.2	--	--	--	--	EXEMPT
ROW					--	--	--	--			
CONST				--	--	--	--				
OTHER				--	--	--	--				
TOTAL				316.2	--	--	--	--			
SOURCE OF FUNDS CMAQ	LOCAL	63.3	--	--	--						
	STATE	--	--	--	--						
	FEDERAL	252.9	--	--	--						
	TOTAL	316.2	--	--	--						
	140 (156)	PHASE 3 OF THE NW SIDE TO DOWNTOWN COMMUTER PROJECT: CONSTRUCT TRAIL IN ATC/WE ENERGIES UTILITY CORRIDOR FROM THE NW CORNER OF BROWN DEER PARK SOUTHEAST TO W MILL RD (CTH S) IN MILWAUKEE COUNTY (2.1 MI) 40099931693-51-70	EE	DETAIL COSTS	PE	--	--	--	--	--	EXEMPT
ROW					--	--	--	--			
CONST				472.6	--	--	--	--			
OTHER				--	--	--	--				
TOTAL				472.6	--	--	--	--			
SOURCE OF FUNDS CMAQ	LOCAL	94.5	--	--	--						
	STATE	--	--	--	--						
	FEDERAL	378.1	--	--	--						
	TOTAL	472.6	--	--	--						
	141 (157)	FINAL PHASE OF THE NW SIDE TO DOWNTOWN BICYCLE COMMUTER PROJECT--ACQUISITION OF ABANDONED UP R/R CORRIDOR FROM THE NORTH END OF ESTABROOK PARK TO ATC/WE ENERGIES UTILITY CORRIDOR NEAR 2900 W MILL RD (CTH S) (3.1 MI) 4000051	EE	DETAIL COSTS	PE	60.0	--	--	--	--	EXEMPT
ROW					3,000.0	--	--	--	--		
CONST				--	--	--	--	--			
OTHER				--	--	--	--				
TOTAL				3,060.0	--	--	--	--			
SOURCE OF FUNDS CMAQ	LOCAL	612.0	--	--	--						
	STATE	--	--	--	--						
	FEDERAL	2,448.0	--	--	--						
	TOTAL	3,060.0	--	--	--						
	142 (158)	FINAL PHASE OF THE NW SIDE TO DOWNTOWN COMMUTER PROJECT: CONSTRUCT PAVED ASPHALT ON ABANDONED UP R/R CORRIDOR FROM ESTABROOK PARK TO WE ENERGIES UTILITY CORRIDOR NEAR 2900 W MILL RD(CTH S) IN MILWAUKEE COUNTY (2.7 MI) 4000053	EE	DETAIL COSTS	PE	402.6	--	--	--	--	EXEMPT
ROW					--	--	--	--			
CONST				--	1,872.4	--	--	--			
OTHER				--	--	--	--				
TOTAL				402.6	1,872.4	--	--	--			
SOURCE OF FUNDS STP-E	LOCAL	80.5	374.5	--	--						
	STATE	--	--	--	--						
	FEDERAL	322.1	1,497.9	--	--						
	TOTAL	402.6	1,872.4	--	--						
	BROWN DEER (VILLAGE)	143 (173)	PAVEMENT REPLACEMENT OF N 60TH ST FROM W FAIRY CHASM RD TO W COUNTY LINE RD IN THE VILLAGE OF BROWN DEER (0.52 MI) 40299992595-00-00	HP	DETAIL COSTS	PE	--	--	--	--	--
ROW						--	--	--	--		
CONST					--	--	556.0	--	--		
OTHER					--	--	--	--			
TOTAL					--	--	556.0	--	--		
SOURCE OF FUNDS STP-M	LOCAL	--	--	120.5	--						
	STATE	--	--	--	--						
	FEDERAL	--	--	435.5	--						
	TOTAL	--	--	556.0	--						
	CUDAHY (CITY)	144 (174)	RECONSTRUCTION OF S WHITNALL AVE/LADISCH AVE FROM S PACKARD AVE AND S NICHOLSON AVE (0.99 MI) 4039999	HP	DETAIL COSTS	PE	--	--	--	--	--
ROW						--	--	--	--		
CONST					3,519.8	--	--	--	--		
OTHER					--	--	--	--			
TOTAL					3,519.8	--	--	--	--		
SOURCE OF FUNDS	LOCAL	3,519.8	--	--	--						
	STATE	--	--	--	--						
	FEDERAL	--	--	--	--						
	TOTAL	3,519.8	--	--	--						

**TRANSPORTATION IMPROVEMENT PROGRAM FOR THE MILWAUKEE TRANSPORTATION MANAGEMENT AREA --
MILWAUKEE COUNTY 2013-2016**

PROJECT SPONSOR	PROJECT			ESTIMATED COSTS (\$1,000)							AIR QUAL STAT	
	NO	DESCRIPTION / STATE ID	TYPE			2013	2014	2015	2016	REMAINING		
FRANKLIN (CITY)	145 (177)	DEVELOPMENT OF A SAFE ROUTES TO SCHOOL PLAN FOR PLEASANT VIEW ELEMENTARY SCHOOL IN THE CITY OF FRANKLIN 4059997	HS	DETAIL COSTS	PE	--	--	--	--	--	EXEMPT	
					ROW	--	--	--	--	--		
					CONST	--	--	--	--	--		
				OTHER	18.0	--	--	--	--			
				TOTAL	18.0	--	--	--	--			
SOURCE OF FUNDS SRTS	LOCAL	--	--	--	--	--	--	--				
	STATE	--	--	--	--	--	--	--				
	FEDERAL	18.0	--	--	--	--	--	--				
	TOTAL	18.0	--	--	--	--	--	--				
GREENFIELD (CITY)	146 (180)	RECONSTRUCTION OF EDGERTON AVE FROM W LOOMIS RD (STH 36) TO S 27TH ST (STH 241) IN THE CITY OF GREENFIELD (1.4 MI) 4089998 2980-00-00	HP	DETAIL COSTS	PE	--	--	--	--	--	EXEMPT	
					ROW	--	360.0	--	--	--		--
					CONST	--	--	--	--	--		2,751.6
				OTHER	--	--	--	--	--	2,751.6		
				TOTAL	--	360.0	--	--	--	2,751.6		
SOURCE OF FUNDS STP-M	LOCAL	--	72.0	--	--	--	--	--				
	STATE	--	--	--	--	--	--	--				
	FEDERAL	--	288.0	--	--	--	--	--				
	TOTAL	--	360.0	--	--	--	--	--				
	147 (181)	RECONSTRUCTION OF W MORGAN AVE FROM W FOREST HOME AVE (STH 24) TO S 43RD ST IN THE CITY OF GREENFIELD (0.6 MI) 4089997 2405-00-04	HP	DETAIL COSTS	PE	--	--	--	--	--	EXEMPT	
					ROW	--	--	--	--	--		--
					CONST	--	--	1,610.0	--	--		--
				OTHER	--	--	--	--	--	--		
				TOTAL	--	--	1,610.0	--	--	--		
SOURCE OF FUNDS STP-M	LOCAL	--	--	409.4	--	--	--	--				
	STATE	--	--	--	--	--	--	--				
	FEDERAL	--	--	1,200.6	--	--	--	--				
	TOTAL	--	--	1,610.0	--	--	--	--				
	148 (777)	INSTALLATION OF LIGHTING ON S 27TH ST (STH 241) FROM COLLEGE AVE TO HOWARD AVE (WEST SIDE) IN THE CITY OF GREENFIELD (3.02 MI) 4089996 2265-03-76	HS	DETAIL COSTS	PE	--	--	--	--	--	EXEMPT	
					ROW	--	--	--	--	--		--
					CONST	1,047.0	--	--	--	--		--
				OTHER	--	--	--	--	--	--		
				TOTAL	1,047.0	--	--	--	--	--		
SOURCE OF FUNDS HSIP	LOCAL	104.7	--	--	--	--	--	--				
	STATE	--	--	--	--	--	--	--				
	FEDERAL	942.3	--	--	--	--	--	--				
	TOTAL	1,047.0	--	--	--	--	--	--				
MILWAUKEE (CITY)	149 (182)	INSTALLATION OF VEHICLE DETECTION LOOPS AND PEDESTRIAN PUSH BUTTONS FOR THE INSTALLATION OF SEMI-ACTUATED OPERATION FOR 32 SIGNALIZED INTERSECTIONS THROUGHOUT THE CITY OF MILWAUKEE 4109929 1693-35-98	HP	DETAIL COSTS	PE	--	--	--	--	--	EXEMPT	
					ROW	--	--	--	--	--		--
					CONST	--	--	--	--	--		--
				OTHER	--	50.0	179.5	--	--	--		
				TOTAL	--	50.0	179.5	--	--	--		
SOURCE OF FUNDS CMAQ	LOCAL	--	10.0	35.9	--	--	--	--				
	STATE	--	--	--	--	--	--	--				
	FEDERAL	--	40.0	143.6	--	--	--	--				
	TOTAL	--	50.0	179.5	--	--	--	--				
	150 (183)	INSTALLATION OR MODIFICATION OF TRAFFIC SIGNALS AT IMPROVED STREET INTERSECTIONS IN THE CITY OF MILWAUKEE 4100067	HP	DETAIL COSTS	PE	--	--	--	--	--	EXEMPT	
					ROW	--	--	--	--	--		--
					CONST	--	--	--	--	--		--
				OTHER	875.0	910.0	1,785.0	1,815.0	--	--		
				TOTAL	875.0	910.0	1,785.0	1,815.0	--	--		
SOURCE OF FUNDS	LOCAL	875.0	910.0	1,785.0	1,815.0	--	--					
	STATE	--	--	--	--	--	--		--			
	FEDERAL	--	--	--	--	--	--		--			
	TOTAL	875.0	910.0	1,785.0	1,815.0	--	--		--			
	151 (184)	INSTALLATION OF TRAFFIC SIGNING AT VARIOUS LOCATIONS IN THE CITY OF MILWAUKEE 4100068	HP	DETAIL COSTS	PE	--	--	--	--	--	EXEMPT	
					ROW	--	--	--	--	--		--
					CONST	--	--	--	--	--		--
				OTHER	1,185.0	1,195.0	620.0	540.0	--	--		
				TOTAL	1,185.0	1,195.0	620.0	540.0	--	--		
SOURCE OF FUNDS	LOCAL	1,185.0	1,195.0	620.0	540.0	--	--					
	STATE	--	--	--	--	--	--		--			
	FEDERAL	--	--	--	--	--	--		--			
	TOTAL	1,185.0	1,195.0	620.0	540.0	--	--		--			
	152 (185)	INSTALLATION OR MODIFICATION OF STREET LIGHTING AT VARIOUS LOCATIONS IN THE CITY OF MILWAUKEE 4100069	HP	DETAIL COSTS	PE	--	--	--	--	--	EXEMPT	
					ROW	--	--	--	--	--		--
					CONST	--	--	--	--	--		--
				OTHER	9,700.0	10,050.0	9,900.0	10,200.0	--	--		
				TOTAL	9,700.0	10,050.0	9,900.0	10,200.0	--	--		
SOURCE OF FUNDS	LOCAL	9,700.0	10,050.0	9,900.0	10,200.0	--	--					
	STATE	--	--	--	--	--	--		--			
	FEDERAL	--	--	--	--	--	--		--			
	TOTAL	9,700.0	10,050.0	9,900.0	10,200.0	--	--		--			

**TRANSPORTATION IMPROVEMENT PROGRAM FOR THE MILWAUKEE TRANSPORTATION MANAGEMENT AREA --
MILWAUKEE COUNTY 2013-2016**

PROJECT SPONSOR	PROJECT			ESTIMATED COSTS (\$1,000)							AIR QUAL STAT
	NO	DESCRIPTION / STATE ID	TYPE			2013	2014	2015	2016	REMAINING	
MILWAUKEE (CITY)	153 (189)	RECONSTRUCTION OF W HAMPTON AVE FROM N TEUTONIA AVE (STH 57) TO N TEUTONIA AVE IN THE CITY OF MILWAUKEE (0.83 MI) 41000182545-03-71	HP	DETAIL COSTS	PE	--	--	--	--	--	EXEMPT
					ROW	--	--	--	--	--	
					CONST	--	2,937.9	--	--	--	
				SOURCE OF FUNDS STP-M	OTHER	--	120.0	--	--	--	
					TOTAL	--	3,057.9	--	--	--	
SOURCE OF FUNDS STP-M	LOCAL	--	611.6		--	--	--				
	STATE	--	--	--	--	--					
	FEDERAL	--	2,446.3	--	--	--					
	TOTAL	--	3,057.9	--	--	--					
	154 (190)	RESURFACING OF N HOPKINS ST FROM W CONGRESS ST TO W VILLARD AVE IN THE CITY OF MILWAUKEE (1.10 MI) 4100020	HP	DETAIL COSTS	PE	--	250.0	--	--	--	EXEMPT
					ROW	--	--	--	--	--	
					CONST	--	--	--	--	2,030.7	
				SOURCE OF FUNDS STP-M	OTHER	--	--	--	--	--	
					TOTAL	--	250.0	--	--	2,030.7	
SOURCE OF FUNDS STP-M	LOCAL	--	50.0		--	--	--				
	STATE	--	--	--	--	--					
	FEDERAL	--	200.0	--	--	--					
	TOTAL	--	250.0	--	--	--					
	155 (192)	RECONSTRUCTION OF N HUMBOLDT BLVD FROM E LOCUST ST TO E KEEFE AVE IN THE CITY OF MILWAUKEE (0.40 MI) 4100024	HP	DETAIL COSTS	PE	--	--	--	330.0	--	EXEMPT
					ROW	--	--	--	--	--	
					CONST	--	--	--	--	2,000.0	
				SOURCE OF FUNDS STP-M	OTHER	--	--	--	--	70.0	
					TOTAL	--	--	--	330.0	2,070.0	
SOURCE OF FUNDS STP-M	LOCAL	--	--		--	66.0	--				
	STATE	--	--	--	--	--					
	FEDERAL	--	--	--	264.0	--					
	TOTAL	--	--	--	330.0	--					
	156 (193)	RECONSTRUCTION OF N HUMBOLDT BLVD FROM E NORTH AVE TO E LOCUST ST IN THE CITY OF MILWAUKEE (0.8 MI) 4106971	HP	DETAIL COSTS	PE	--	380.0	--	--	--	EXEMPT
					ROW	--	--	--	--	--	
					CONST	--	--	--	--	2,200.0	
				SOURCE OF FUNDS STP-M	OTHER	--	--	--	--	--	
					TOTAL	--	380.0	--	--	2,200.0	
SOURCE OF FUNDS STP-M	LOCAL	--	76.0		--	--	--				
	STATE	--	--	--	--	--					
	FEDERAL	--	304.0	--	--	--					
	TOTAL	--	380.0	--	--	--					
	157 (197)	RECONSTRUCTION OF W LLOYD ST FROM W LISBON AVE TO N 60TH ST IN THE CITY OF MILWAUKEE (1.05 MILES) 41000382984-16-71	HP	DETAIL COSTS	PE	--	--	--	--	--	EXEMPT
					ROW	--	--	--	--	--	
					CONST	--	1,600.0	--	--	--	
				SOURCE OF FUNDS STP-M	OTHER	--	105.0	--	--	--	
					TOTAL	--	1,705.0	--	--	--	
SOURCE OF FUNDS STP-M	LOCAL	--	341.0		--	--	--				
	STATE	--	--	--	--	--					
	FEDERAL	--	1,364.0	--	--	--					
	TOTAL	--	1,705.0	--	--	--					
	158 (200)	RECONSTRUCTION OF THE W NORTH AVE BRIDGE (P-40-810) OVER CANADIAN PACIFIC RAILROAD IN THE CITY OF MILWAUKEE (0.02 MI) 41000562135-03-00	HP	DETAIL COSTS	PE	--	--	--	--	--	EXEMPT
					ROW	--	--	--	--	--	
					CONST	--	--	--	3,680.0	--	
				SOURCE OF FUNDS BRF	OTHER	--	--	--	15.0	--	
					TOTAL	--	--	3,695.0	--	--	
SOURCE OF FUNDS BRF	LOCAL	--	--		739.0	--	--				
	STATE	--	--	--	--	--					
	FEDERAL	--	--	2,956.0	--	--					
	TOTAL	--	--	3,695.0	--	--					
	159 (201)	RECONSTRUCTION OF W OKLAHOMA AVE FROM S 49TH ST TO S 60TH ST IN THE CITY OF MILWAUKEE (0.60 MI) 4100032	HP	DETAIL COSTS	PE	--	--	380.0	--	--	EXEMPT
					ROW	--	--	--	--	--	
					CONST	--	--	--	--	2,700.0	
				SOURCE OF FUNDS STP-M	OTHER	--	--	--	--	60.0	
					TOTAL	--	--	380.0	--	2,760.0	
SOURCE OF FUNDS STP-M	LOCAL	--	--		76.0	--	--				
	STATE	--	--	--	--	--					
	FEDERAL	--	--	304.0	--	--					
	TOTAL	--	--	380.0	--	--					
	160 (203)	RECONSTRUCTION OF W STATE ST FROM N 35TH ST (USH 18) TO N 27TH ST (STH 57) IN THE CITY OF MILWAUKEE (0.50 MI) 4100013	HP	DETAIL COSTS	PE	--	--	175.0	--	--	EXEMPT
					ROW	--	--	--	--	--	
					CONST	--	--	--	--	1,025.0	
				SOURCE OF FUNDS STP-M	OTHER	--	--	--	--	--	
					TOTAL	--	--	175.0	--	1,025.0	
SOURCE OF FUNDS STP-M	LOCAL	--	--		35.0	--	--				
	STATE	--	--	--	--	--					
	FEDERAL	--	--	140.0	--	--					
	TOTAL	--	--	175.0	--	--					

**TRANSPORTATION IMPROVEMENT PROGRAM FOR THE MILWAUKEE TRANSPORTATION MANAGEMENT AREA --
MILWAUKEE COUNTY 2013-2016**

PROJECT SPONSOR	PROJECT			ESTIMATED COSTS (\$1,000)							AIR QUAL STAT
	NO	DESCRIPTION / STATE ID	TYPE			2013	2014	2015	2016	REMAINING	
MILWAUKEE (CITY)	161 (204)	RECONSTRUCTION OF N TEUTONIA AVE FROM W CAPITOL DR (STH 190) TO W RUBY AVE IN THE CITY OF MILWAUKEE (0.70 MI) 41000262080-00-71	HP	DETAIL COSTS	PE	--	--	--	--	--	EXEMPT
					ROW	--	--	--	--	--	
					CONST	--	--	2,131.0	--	--	
					OTHER	--	--	205.0	--	--	
				TOTAL		--	--	2,336.0	--	--	
				SOURCE OF FUNDS STP-M	LOCAL	--	--	467.2	--	--	
STATE	--	--	--		--	--					
FEDERAL	--	--	1,868.8		--	--					
TOTAL		--	--		2,336.0	--	--				
	162 (205)	RECONSTRUCTION OF TEUTONIA AVE FROM W BURLEIGH ST TO W CAPITOL DR (STH 190) IN THE CITY OF MILWAUKEE (1.10 MI) 4100028	HP	DETAIL COSTS	PE	--	--	435.0	--	--	EXEMPT
					ROW	--	--	--	--	--	
					CONST	--	--	--	--	2,878.4	
					OTHER	--	--	--	--	--	
				TOTAL		--	--	435.0	--	2,878.4	
				SOURCE OF FUNDS STP-M	LOCAL	--	--	95.0	--	--	
STATE	--	--	--		--	--					
FEDERAL	--	--	340.0		--	--					
TOTAL		--	--		435.0	--	--				
	163 (206)	RECONSTRUCTION OF N TEUTONIA AVE FROM W CENTER ST TO W BURLEIGH ST IN THE CITY OF MILWAUKEE (0.50 MI) 4100023	HP	DETAIL COSTS	PE	--	--	227.0	--	--	EXEMPT
					ROW	--	--	--	--	--	
					CONST	--	--	--	--	1,291.5	
					OTHER	--	--	--	--	--	
				TOTAL		--	--	227.0	--	1,291.5	
				SOURCE OF FUNDS STP-M	LOCAL	--	--	45.4	--	--	
STATE	--	--	--		--	--					
FEDERAL	--	--	181.6		--	--					
TOTAL		--	--		227.0	--	--				
	164 (207)	REDECKING OF THE W VILLARD AVE BRIDGE OVER LINCOLN CREEK IN THE CITY OF MILWAUKEE (P-40-894) 41099982984-32-71	HP	DETAIL COSTS	PE	--	--	--	--	--	EXEMPT
					ROW	--	--	--	--	--	
					CONST	--	--	1,650.0	--	--	
					OTHER	--	--	--	--	--	
				TOTAL		--	--	1,650.0	--	--	
				SOURCE OF FUNDS BRF	LOCAL	--	--	330.0	--	--	
STATE	--	--	--		--	--					
FEDERAL	--	--	1,320.0		--	--					
TOTAL		--	--		1,650.0	--	--				
	165 (208)	RECONSTRUCTION OF W VLIET ST FROM N 12TH ST TO N 27TH ST (STH 57) IN THE CITY OF MILWAUKEE (1.05 MI) 4100029	HP	DETAIL COSTS	PE	--	450.0	--	--	--	EXEMPT
					ROW	--	--	--	--	--	
					CONST	--	--	--	--	2,947.5	
					OTHER	--	--	--	--	--	
				TOTAL		--	450.0	--	--	2,947.5	
				SOURCE OF FUNDS STP-M	LOCAL	--	90.0	--	--	--	
STATE	--	--	--		--	--					
FEDERAL	--	360.0	--		--	--					
TOTAL		--	450.0		--	--	--				
	166 (209)	REPLACEMENT OF S WHITNALL AVE BRIDGE OVER UNION PACIFIC RAILROAD (P-40-0644) IN THE CITY OF MILWAUKEE 41099912660-05-70	HP	DETAIL COSTS	PE	--	--	--	--	--	EXEMPT
					ROW	--	--	--	--	--	
					CONST	--	2,610.0	--	--	--	
					OTHER	--	--	--	--	--	
				TOTAL		--	2,610.0	--	--	--	
				SOURCE OF FUNDS BRF	LOCAL	--	530.0	--	--	--	
STATE	--	--	--		--	--					
FEDERAL	--	2,080.0	--		--	--					
TOTAL		--	2,610.0		--	--	--				
	167 (210)	RECONSTRUCTION OF W WISCONSIN AVE FROM N 20TH TO N 35TH ST IN THE CITY OF MILWAUKEE (0.9 MI) 41000402190-00-00	HP	DETAIL COSTS	PE	--	--	--	--	--	EXEMPT
					ROW	--	--	--	--	--	
					CONST	--	--	3,200.0	--	--	
					OTHER	--	--	284.0	--	--	
				TOTAL		--	--	3,484.0	--	--	
				SOURCE OF FUNDS STP-M	LOCAL	--	--	696.8	--	--	
STATE	--	--	--		--	--					
FEDERAL	--	--	2,787.2		--	--					
TOTAL		--	--		3,484.0	--	--				
	168 (214)	PAVEMENT REPLACEMENT OF S 13TH ST FROM W FOREST HOME AVE TO W WINDLAKE AVE IN THE CITY OF MILWAUKEE (0.50 MILES) 41000302505-00-05	HP	DETAIL COSTS	PE	--	--	--	--	--	EXEMPT
					ROW	--	--	--	--	--	
					CONST	--	--	1,325.3	--	--	
					OTHER	--	--	292.0	--	--	
				TOTAL		--	--	1,617.3	--	--	
				SOURCE OF FUNDS STP-M	LOCAL	--	--	323.5	--	--	
STATE	--	--	--		--	--					
FEDERAL	--	--	1,293.8		--	--					
TOTAL		--	--		1,617.3	--	--				

**TRANSPORTATION IMPROVEMENT PROGRAM FOR THE MILWAUKEE TRANSPORTATION MANAGEMENT AREA --
MILWAUKEE COUNTY 2013-2016**

PROJECT SPONSOR	PROJECT			ESTIMATED COSTS (\$1,000)							AIR QUAL STAT
	NO	DESCRIPTION / STATE ID	TYPE			2013	2014	2015	2016	REMAINING	
MILWAUKEE (CITY)	169	RECONSTRUCTION OF S 16TH ST FROM W OKLAHOMA AVE TO W LINCOLN AVE IN THE CITY OF MILWAUKEE (1.20 MI) 4109916	HP	DETAIL COSTS	PE	--	425.0	--	--	--	EXEMPT
					ROW	--	--	--	--	--	
					CONST	--	--	--	--	2,500.0	
					OTHER	--	--	--	--	--	
				TOTAL		--	425.0	--	--	2,500.0	
	170 (216)	RECONSTRUCTION OF S 35TH ST FROM W BURNHAM TO W GREENFIELD AVE IN THE CITY OF MILWAUKEE (0.47 MI) 4109979 2100-02-01	HP	SOURCE OF FUNDS STP-M	LOCAL	--	85.0	--	--	--	EXEMPT
					STATE	--	--	--	--	--	
					FEDERAL	--	340.0	--	--	--	
				TOTAL		--	425.0	--	--	--	
				DETAIL COSTS	PE	--	--	--	--	--	
	171 (218)	RESURFACING OF N 68TH ST FROM W CAPITOL DR TO W HAMPTON AVE IN THE CITY OF MILWAUKEE (1.0 MI) 4100185	HP		ROW	--	--	395.0	--	--	EXEMPT
					CONST	--	--	--	--	2,135.0	
					OTHER	--	--	--	--	50.0	
				TOTAL		--	--	395.0	--	2,185.0	
				SOURCE OF FUNDS STP-M	LOCAL	--	--	79.0	--	--	
	172 (223)	RECONSTRUCTION OF N 92ND ST FROM W CAPITOL DR (STH 190) TO W HAMPTON AVE IN THE CITY OF MILWAUKEE (1.06 MI) 4100011 2585-00-00	HP		STATE	--	--	--	--	--	EXEMPT
					FEDERAL	--	--	2,832.8	--	--	
				TOTAL		--	--	3,541.0	--	--	
				DETAIL COSTS	PE	--	--	--	--	--	
					ROW	--	--	--	--	--	
	173 ^g (226)	IMPLEMENTATION OF THE MILWAUKEE DOWNTOWN CONNECTOR STREETCAR BETWEEN THE MILWAUKEE INTERMODAL STATION AND AN AREA NORTH OF THE CENTRAL BUSINESS DISTRICT 4109958	TE		CONST	100.0	--	--	--	--	EXEMPT
					OTHER	56,500.0	--	--	--	--	
				TOTAL		56,600.0	--	--	--	--	
				SOURCE OF FUNDS IH-C/S	LOCAL	8,490.0	--	--	--	--	
					STATE	--	--	--	--	--	
	174 (227)	LOCAL STREET IMPROVEMENTS AT VARIOUS LOCATIONS IN THE CITY OF MILWAUKEE 4100412	OH		FEDERAL	48,110.0	--	--	--	--	EXEMPT
				TOTAL		56,600.0	--	--	--	--	
				DETAIL COSTS	PE	--	--	--	--	--	
					ROW	--	--	--	--	--	
					CONST	--	2,175.0	--	2,175.0	--	
	175 (188)	RECONSTRUCTION OF THE N GRANVILLE RD BRIDGE OVER THE LITTLE MENOMONEE RIVER IN THE CITY OF MILWAUKEE (0.15 MI) 4100116 2500-00-00	OH		OTHER	--	--	--	--	--	EXEMPT
				TOTAL		--	425.0	--	--	--	
				SOURCE OF FUNDS BRP	LOCAL	--	85.0	--	--	--	
					STATE	--	--	--	--	--	
					FEDERAL	--	340.0	--	--	--	
	176 (228)	REHABILITATION OF THE N 45TH ST BRIDGE (P-40-601) OVER MENOMONEE RIVER IN THE CITY OF MILWAUKEE (0.01 MI) 4100063 2984-39-02	OH	TOTAL		--	425.0	--	--	--	EXEMPT
				DETAIL COSTS	PE	--	--	--	--	--	
					ROW	--	--	--	--	--	
					CONST	--	1,000.0	--	--	--	
					OTHER	--	--	--	--	--	
	177 (229)	RECONSTRUCTION OF THE N 45TH ST BRIDGE (P-40-601) OVER MENOMONEE RIVER IN THE CITY OF MILWAUKEE (0.01 MI) 4100063 2984-39-02	OH	TOTAL		--	1,000.0	--	--	--	EXEMPT
				SOURCE OF FUNDS BRP	LOCAL	--	200.0	--	--	--	
					STATE	--	--	--	--	--	
					FEDERAL	--	800.0	--	--	--	
				TOTAL		--	1,000.0	--	--	--	

**TRANSPORTATION IMPROVEMENT PROGRAM FOR THE MILWAUKEE TRANSPORTATION MANAGEMENT AREA --
MILWAUKEE COUNTY 2013-2016**

PROJECT SPONSOR	PROJECT			ESTIMATED COSTS (\$1,000)							AIR QUAL STAT
	NO	DESCRIPTION / STATE ID	TYPE			2013	2014	2015	2016	REMAINING	
MILWAUKEE (CITY)	177 (229)	SPOT TRAFFIC SIGNAL IMPROVEMENTS AT VARIOUS HIGH HAZARD LOCATIONS IN THE CITY OF MILWAUKEE 4100162	HS	DETAIL COSTS	PE	150.0	150.0	150.0	--	--	EXEMPT
					ROW	--	--	--	--	--	
					CONST	500.0	500.0	500.0	--	--	
					OTHER	--	--	--	--	--	
				TOTAL	650.0	650.0	650.0	--	--		
SOURCE OF FUNDS HSIP	LOCAL	65.0	65.0	65.0	--	--					
	STATE	--	--	--	--	--					
	FEDERAL	585.0	585.0	585.0	--	--					
	TOTAL	650.0	650.0	650.0	--	--					
	178 (235)	INSTALLATION OF PEDESTRIAN PUSHBUTTONS AND VEHICLE DETECTION LOOPS AT 9 INTERSECTIONS IN THE CITY OF MILWAUKEE 4109942 2645-09-90	HS	DETAIL COSTS	PE	--	--	--	--	--	EXEMPT
ROW					--	--	--	--	--		
CONST					--	--	--	--	--		
OTHER					69.8	--	--	--	--		
TOTAL				69.8	--	--	--	--			
SOURCE OF FUNDS HSIP	LOCAL	7.0	--	--	--	--					
	STATE	--	--	--	--	--					
	FEDERAL	62.8	--	--	--	--					
	TOTAL	69.8	--	--	--	--					
	179 (236)	INSTALL 860 PEDESTRIAN COUNTDOWN TIMERS AT 116 LOCAL STREET INTERSECTIONS IN THE CITY OF MILWAUKEE 4100045 2967-00-95	HS	DETAIL COSTS	PE	--	--	--	--	--	EXEMPT
ROW					--	--	--	--	--		
CONST					--	--	--	--	--		
OTHER					408.3	408.4	--	--	--		
TOTAL				408.3	408.4	--	--	--			
SOURCE OF FUNDS HSIP	LOCAL	40.8	40.8	--	--	--					
	STATE	--	--	--	--	--					
	FEDERAL	367.5	367.6	--	--	--					
	TOTAL	408.3	408.4	--	--	--					
	180 (794)	INSTALLATION OF MONOTUBE MAST ARMS AT 10 LOCAL STREET LOCATIONS IN THE CITY OF MILWAUKEE 4109918 2984-08-05	HS	DETAIL COSTS	PE	--	--	--	--	--	EXEMPT
ROW					--	--	--	--	--		
CONST					--	--	670.0	--	--		
OTHER					--	--	319.0	--	--		
TOTAL				--	--	989.0	--	--			
SOURCE OF FUNDS HSIP	LOCAL	--	--	98.9	--	--					
	STATE	--	--	--	--	--					
	FEDERAL	--	--	890.1	--	--					
	TOTAL	--	--	989.0	--	--					
	181 (237)	INSTALL 932 PEDESTRIAN COUNTDOWN TIMERS AT 119 LOCAL STREET INTERSECTIONS IN THE CITY OF MILWAUKEE 4100046 2967-00-94	HS	DETAIL COSTS	PE	--	--	--	--	--	EXEMPT
ROW					--	--	--	--	--		
CONST					--	--	--	--	--		
OTHER					--	875.0	--	--	--		
TOTAL				--	875.0	--	--	--			
SOURCE OF FUNDS HSIP	LOCAL	--	87.5	--	--	--					
	STATE	--	--	--	--	--					
	FEDERAL	--	787.5	--	--	--					
	TOTAL	--	875.0	--	--	--					
	182 (238)	INSTALL 936 PEDESTRIAN COUNTDOWN TIMERS AT 130 CONNECTING HIGHWAY INTERSECTIONS IN THE CITY OF MILWAUKEE 4100047 2967-00-92	HS	DETAIL COSTS	PE	30.0	--	--	--	--	EXEMPT
ROW					--	--	--	--	--		
CONST					--	--	--	--	--		
OTHER					--	891.6	--	--	--		
TOTAL				30.0	891.6	--	--	--			
SOURCE OF FUNDS HSIP	LOCAL	3.0	89.2	--	--	--					
	STATE	--	--	--	--	--					
	FEDERAL	27.0	802.4	--	--	--					
	TOTAL	30.0	891.6	--	--	--					
	183 (239)	TRAFFIC SIGNAL IMPROVEMENTS AT 37 LOCAL STREET INTERSECTIONS IN THE CITY OF MILWAUKEE 4100048 2967-00-96	HS	DETAIL COSTS	PE	--	--	--	--	--	EXEMPT
ROW					--	--	--	--	--		
CONST					--	--	--	--	--		
OTHER					--	211.0	--	--	--		
TOTAL				--	211.0	--	--	--			
SOURCE OF FUNDS STP-M	LOCAL	--	21.1	--	--	--					
	STATE	--	--	--	--	--					
	FEDERAL	--	189.9	--	--	--					
	TOTAL	--	211.0	--	--	--					
	184 (240)	TRAFFIC SIGNAL IMPROVEMENTS AT 28 CONNECTING HIGHWAY INTERSECTIONS IN THE CITY OF MILWAUKEE 4100049 2967-00-91	HS	DETAIL COSTS	PE	--	--	--	--	--	EXEMPT
ROW					--	--	--	--	--		
CONST					--	--	--	--	--		
OTHER					--	125.1	--	--	--		
TOTAL				--	125.1	--	--	--			
SOURCE OF FUNDS STP-M	LOCAL	--	12.5	--	--	--					
	STATE	--	--	--	--	--					
	FEDERAL	--	112.6	--	--	--					
	TOTAL	--	125.1	--	--	--					

**TRANSPORTATION IMPROVEMENT PROGRAM FOR THE MILWAUKEE TRANSPORTATION MANAGEMENT AREA --
MILWAUKEE COUNTY 2013-2016**

PROJECT SPONSOR	PROJECT			ESTIMATED COSTS (\$1,000)							AIR QUAL STAT
	NO	DESCRIPTION / STATE ID	TYPE			2013	2014	2015	2016	REMAINING	
MILWAUKEE (CITY)	185 (241)	MILWAUKEE PUBLIC SCHOOL DISTRICT SAFE ROUTES YOUTH EDUCATION AND LEADERSHIP PROGRAM IN THE CITY OF MILWAUKEE 4100413	HS	DETAIL COSTS	PE	--	--	--	--	--	EXEMPT
					ROW	--	--	--	--	--	
					CONST	--	--	--	--	--	
				OTHER	318.7	--	--	--	--		
				TOTAL	318.7	--	--	--	--		
SOURCE OF FUNDS SRTS	LOCAL	--	--	--	--	--	--	--			
	STATE	--	--	--	--	--	--	--			
	FEDERAL	318.7	--	--	--	--	--				
	TOTAL	318.7	--	--	--	--	--				
	186 (242)	MODIFICATION OF TRAFFIC SIGNALS AT THE INTERSECTION OF W BURNHAM ST AND 35TH ST IN THE CITY OF MILWAUKEE 41099472046-03-90	HS	DETAIL COSTS	PE	--	--	--	--	--	EXEMPT
ROW					--	--	--	--	--		
CONST					--	--	--	--	--		
OTHER				24.5	--	--	--	--			
TOTAL				24.5	--	--	--	--			
SOURCE OF FUNDS HSIP	LOCAL	2.4	--	--	--	--	--	--			
	STATE	--	--	--	--	--	--	--			
	FEDERAL	22.1	--	--	--	--	--				
	TOTAL	24.5	--	--	--	--	--				
	187 (245)	SAFETY IMPROVEMENTS FOR THE INTERSECTION OF W FOND DU LAC AVE (STH 145) AND N SHERMAN BLVD IN THE CITY OF MILWAUKEE 41099362155-03-91	HS	DETAIL COSTS	PE	--	--	--	--	--	EXEMPT
ROW					--	--	--	--	--		
CONST					--	180.0	--	--	--		
OTHER				--	50.0	--	--	--			
TOTAL				--	230.0	--	--	--			
SOURCE OF FUNDS HSIP	LOCAL	--	23.0	--	--	--	--	--			
	STATE	--	--	--	--	--	--	--			
	FEDERAL	--	207.0	--	--	--	--				
	TOTAL	--	230.0	--	--	--	--				
	188 (249)	SAFETY IMPROVEMENTS FOR THE INTERSECTION OF SW LAPHAM BLVD AND S 13TH ST IN THE CITY OF MILWAUKEE 41099152049-00-70	HS	DETAIL COSTS	PE	--	--	--	--	--	EXEMPT
ROW					--	--	--	--	--		
CONST					79.3	--	--	--	--		
OTHER				--	--	--	--	--			
TOTAL				79.3	--	--	--	--			
SOURCE OF FUNDS HSIP	LOCAL	7.9	--	--	--	--	--	--			
	STATE	--	--	--	--	--	--	--			
	FEDERAL	71.4	--	--	--	--	--				
	TOTAL	79.3	--	--	--	--	--				
	189 (249)	INSTALLATION AND MODIFICATION OF TRAFFIC SIGNALS AND INTERSECTION IMPROVEMENTS AT THE INTERSECTION OF W KILBOURN AVE AND N 6TH ST (STH 145) IN THE CITY OF MILWAUKEE 41099412707-04-70	HS	DETAIL COSTS	PE	--	--	--	--	--	EXEMPT
ROW					--	--	--	--	--		
CONST					--	85.0	--	--	--		
OTHER				--	40.0	--	--	--			
TOTAL				--	125.0	--	--	--			
SOURCE OF FUNDS HSIP	LOCAL	--	12.5	--	--	--	--	--			
	STATE	--	--	--	--	--	--	--			
	FEDERAL	--	112.5	--	--	--	--				
	TOTAL	--	125.0	--	--	--	--				
	190 (250)	TRAFFIC SIGNAL IMPROVEMENTS AND STOP BARS PAINTED AT THE INTERSECTIONS OF N SHERMAN BLVD WITH W BURLEIGH ST, W LOCUST ST, AND W CENTER ST IN THE CITY OF MILWAUKEE 41099372155-03-90	HS	DETAIL COSTS	PE	--	--	--	--	--	EXEMPT
ROW					--	--	--	--	--		
CONST					--	--	--	--	--		
OTHER				--	50.0	--	--	--			
TOTAL				--	50.0	--	--	--			
SOURCE OF FUNDS HSIP	LOCAL	--	5.0	--	--	--	--	--			
	STATE	--	--	--	--	--	--	--			
	FEDERAL	--	45.0	--	--	--	--				
	TOTAL	--	50.0	--	--	--	--				
	191 (252)	TRAFFIC SIGNAL IMPROVEMENTS AT THE INTERSECTIONS OF N 35TH ST WITH W VLIET ST AND W CENTER ST IN THE CITY OF MILWAUKEE 41099352100-13-90	HS	DETAIL COSTS	PE	1.0	--	--	--	--	EXEMPT
ROW					--	--	--	--	--		
CONST					--	--	--	--	--		
OTHER				50.0	--	--	--	--			
TOTAL				51.0	--	--	--	--			
SOURCE OF FUNDS HSIP	LOCAL	5.1	--	--	--	--	--	--			
	STATE	--	--	--	--	--	--	--			
	FEDERAL	45.9	--	--	--	--	--				
	TOTAL	51.0	--	--	--	--	--				
	192 (255)	CLEAN FLEET EMISSIONS REDUCTION INITIATIVE IN THE CITY OF MILWAUKEE 41099891693-47-71	EE	DETAIL COSTS	PE	--	--	--	--	--	EXEMPT
ROW					--	--	--	--	--		
CONST					--	--	--	--	--		
OTHER				182.7	182.7	--	--	--			
TOTAL				182.7	182.7	--	--	--			
SOURCE OF FUNDS CMAQ	LOCAL	50.5	50.4	--	--	--	--	--			
	STATE	--	--	--	--	--	--	--			
	FEDERAL	132.2	132.3	--	--	--	--				
	TOTAL	182.7	182.7	--	--	--	--				

**TRANSPORTATION IMPROVEMENT PROGRAM FOR THE MILWAUKEE TRANSPORTATION MANAGEMENT AREA --
MILWAUKEE COUNTY 2013-2016**

PROJECT SPONSOR	PROJECT			ESTIMATED COSTS (\$1,000)							AIR QUAL STAT
	NO	DESCRIPTION / STATE ID	TYPE			2013	2014	2015	2016	REMAINING	
MILWAUKEE (CITY)	193 (256)	SIGNAL OPTIMIZATION FOR 34 TRAFFIC SIGNALS IN THE BAY VIEW NEIGHBORHOOD IN THE CITY OF MILWAUKEE 41099301693-35-97	EE	DETAIL COSTS	PE	--	--	--	--	--	EXEMPT
					ROW	--	--	--	--	--	
					CONST	--	21.3	--	--	--	
					OTHER	--	--	--	--	--	
				TOTAL	--	21.3	--	--	--		
SOURCE OF FUNDS CMAQ	LOCAL	--	4.3	--	--	--	--	--			
	STATE	--	--	--	--	--	--	--			
	FEDERAL	--	17.0	--	--	--	--	--			
	TOTAL	--	21.3	--	--	--	--	--			
	194 (257)	SIGNAL OPTIMIZATION FOR 103 TRAFFIC SIGNALS ALONG THE E/W CAPITOL DR (STH 190) AND W FOND DU LAC (STH 145) IN THE CITY OF MILWAUKEE 41099311693-35-96	EE	DETAIL COSTS	PE	--	--	--	--	--	EXEMPT
					ROW	--	--	--	--	--	
					CONST	--	--	--	--	--	
					OTHER	--	74.0	--	--	--	
				TOTAL	--	74.0	--	--	--		
SOURCE OF FUNDS CMAQ	LOCAL	--	14.8	--	--	--	--	--			
	STATE	--	--	--	--	--	--	--			
	FEDERAL	--	59.2	--	--	--	--	--			
	TOTAL	--	74.0	--	--	--	--	--			
	195 (258)	INSTALLATION OF VEHICLE DETECTION LOOPS AND PEDESTRIAN PUSHBUTTONS FOR THE INSTALLATION OF SEMI-ACTUATED OPERATION FOR 10 SIGNALIZED CONNECTING HIGHWAY INTERSECTIONS THROUGHOUT THE CITY OF MILWAUKEE 41099281693-35-99	EE	DETAIL COSTS	PE	--	--	--	--	--	EXEMPT
					ROW	--	--	--	--	--	
					CONST	--	--	--	--	--	
					OTHER	--	100.0	86.5	--	--	
				TOTAL	--	100.0	86.5	--	--		
SOURCE OF FUNDS CMAQ	LOCAL	--	20.0	17.3	--	--	--	--			
	STATE	--	--	--	--	--	--	--			
	FEDERAL	--	80.0	69.2	--	--	--	--			
	TOTAL	--	100.0	86.5	--	--	--	--			
	196 (259)	RETROFIT DIESEL ENGINES ON 44 HEAVY TRUCKS AND DIESEL OXIDATION CATALYST MUFFLERS ON 50 HEAVY EQUIPMENT UNITS, PROVIDE MARGINAL COST FOR BIO-DIESEL FUEL, AND PROVISION OF "ECO-DRIVING" TRAINING TECHNIQUES FOR DRIVERS 4109925	EE	DETAIL COSTS	PE	--	--	--	--	--	EXEMPT
					ROW	--	--	--	--	--	
					CONST	--	--	--	--	--	
					OTHER	667.5	667.5	--	--	--	
				TOTAL	667.5	667.5	--	--	--		
SOURCE OF FUNDS CMAQ	LOCAL	133.5	133.5	--	--	--	--	--			
	STATE	--	--	--	--	--	--	--			
	FEDERAL	534.0	534.0	--	--	--	--	--			
	TOTAL	667.5	667.5	--	--	--	--	--			
	197 (260)	IMPLEMENTATION OF A MARKETING PROGRAM AIMED AT REDUCING SINGLE OCCUPANCY TRIPS, AND INCREASING BICYCLE, PEDESTRIAN, TRANSIT, CARPOOL AND CAR-SHARING TRIPS 4109926	EE	DETAIL COSTS	PE	--	--	--	--	--	EXEMPT
					ROW	--	--	--	--	--	
					CONST	--	--	--	--	--	
					OTHER	66.2	100.9	170.2	--	--	
				TOTAL	66.2	100.9	170.2	--	--		
SOURCE OF FUNDS CMAQ	LOCAL	13.2	20.2	34.1	--	--	--	--			
	STATE	--	--	--	--	--	--	--			
	FEDERAL	53.0	80.7	136.1	--	--	--	--			
	TOTAL	66.2	100.9	170.2	--	--	--	--			
	198 (261)	CREATE EXCLUSIVE BICYCLE LANES ON VARIOUS ROADWAYS THROUGHOUT THE CITY OF MILWAUKEE (42.0 MI) 41069502984-41-70	EE	DETAIL COSTS	PE	--	--	--	--	--	EXEMPT
					ROW	--	--	--	--	--	
					CONST	--	--	--	--	--	
					OTHER	480.0	--	--	--	--	
				TOTAL	480.0	--	--	--	--		
SOURCE OF FUNDS CMAQ	LOCAL	96.0	--	--	--	--	--	--			
	STATE	--	--	--	--	--	--	--			
	FEDERAL	384.0	--	--	--	--	--	--			
	TOTAL	480.0	--	--	--	--	--	--			
	199 (262)	CONSTRUCTION OF A COMPRESSED NATURAL GAS (CNG) FUELING STATION AT 3025 W RUBY AVE AND INCREMENTAL COSTS OF CONVERTING 20 REFUSE TRUCKS TO CNG IN THE CITY OF MILWAUKEE 41099271693-35-72	EE	DETAIL COSTS	PE	--	--	--	--	--	EXEMPT
					ROW	--	--	--	--	--	
					CONST	2,280.0	--	--	--	--	
					OTHER	720.0	--	--	--	--	
				TOTAL	3,000.0	--	--	--	--		
SOURCE OF FUNDS CMAQ	LOCAL	600.0	--	--	--	--	--	--			
	STATE	--	--	--	--	--	--	--			
	FEDERAL	2,400.0	--	--	--	--	--	--			
	TOTAL	3,000.0	--	--	--	--	--	--			
	200 (263)	INSTALLATION OF BICYCLE LANES ON VARIOUS ARTERIAL ROADWAYS IN THE CITY OF MILWAUKEE 41099881693-44-70	EE	DETAIL COSTS	PE	--	--	--	--	--	EXEMPT
					ROW	--	--	--	--	--	
					CONST	--	--	--	--	--	
					OTHER	--	--	330.0	--	--	
				TOTAL	--	--	330.0	--	--		
SOURCE OF FUNDS CMAQ	LOCAL	--	--	66.0	--	--	--	--			
	STATE	--	--	--	--	--	--	--			
	FEDERAL	--	--	264.0	--	--	--	--			
	TOTAL	--	--	330.0	--	--	--	--			

**TRANSPORTATION IMPROVEMENT PROGRAM FOR THE MILWAUKEE TRANSPORTATION MANAGEMENT AREA --
MILWAUKEE COUNTY 2013-2016**

PROJECT SPONSOR	PROJECT			ESTIMATED COSTS (\$1,000)							AIR QUAL STAT
	NO	DESCRIPTION / STATE ID	TYPE			2013	2014	2015	2016	REMAINING	
MILWAUKEE (CITY)	201 (265)	INSTALLATION OF TRANSIT PRIORITY SYSTEM AT 100 SIGNALIZED INTERSECTION ON PROPOSED EXPRESS BUS AND TROLLEY CIRCULATOR ROUTES IN THE CITY OF MILWAUKEE 4109924	EE	DETAIL COSTS	PE	--	--	--	--	--	EXEMPT
					ROW	--	--	--	--	--	
					CONST	--	375.0	375.0	--	--	
					OTHER	--	75.0	75.0	--	--	
				TOTAL	--	450.0	450.0	--	--		
SOURCE OF FUNDS CMAQ	LOCAL	--	90.0	90.0	--	--					
	STATE	--	--	--	--	--					
	FEDERAL	--	360.0	360.0	--	--					
	TOTAL	--	450.0	450.0	--	--					
	202 (267)	CONSTRUCTION OF A BICYCLE TRAIL ALONG THE FORMER UP RR ROW FROM 6TH AND ROSEDALE TO E WASHINGTON AVE IN THE CITY OF MILWAUKEE (2.20 MI) 4100021 2984-24-70	EE	DETAIL COSTS	PE	--	--	--	--	--	EXEMPT
ROW					--	--	--	--	--		
CONST					1,600.0	--	--	--	--		
OTHER					--	--	--	--	--		
TOTAL				1,600.0	--	--	--	--			
SOURCE OF FUNDS CMAQ	LOCAL	320.0	--	--	--	--					
	STATE	--	--	--	--	--					
	FEDERAL	1,280.0	--	--	--	--					
	TOTAL	1,600.0	--	--	--	--					
	203 (268)	INSTALLATION OF A COMPUTER-CONTROLLED SYSTEM INTEGRATING 21 TRAFFIC SIGNALS ON THE SOUTH SIDE OF THE CITY OF MILWAUKEE 4100080 2984-02-09	EE	DETAIL COSTS	PE	--	--	--	--	--	EXEMPT
ROW					--	--	--	--	--		
CONST					--	297.0	--	--	--		
OTHER					--	--	--	--	--		
TOTAL				--	297.0	--	--	--			
SOURCE OF FUNDS CMAQ	LOCAL	--	59.4	--	--	--					
	STATE	--	--	--	--	--					
	FEDERAL	--	237.6	--	--	--					
	TOTAL	--	297.0	--	--	--					
	204 (270)	EXPANSION OF THE TRAFFIC ADAPTIVE SIGNAL SYSTEM TO INCLUDE S 27TH ST, W FOREST HOME AVE, AND W OKLAHOMA AVE IN THE CITY OF MILWAUKEE 4109992 1693-48-91	EE	DETAIL COSTS	PE	--	--	--	--	--	EXEMPT
ROW					--	--	--	--	--		
CONST					--	210.0	210.0	--	--		
OTHER					--	--	--	--	--		
TOTAL				--	210.0	210.0	--	--			
SOURCE OF FUNDS CMAQ	LOCAL	--	42.0	42.0	--	--					
	STATE	--	--	--	--	--					
	FEDERAL	--	168.0	168.0	--	--					
	TOTAL	--	210.0	210.0	--	--					
	205 (271)	SUMMERFEST PARKING MANAGEMENT SYSTEM IN THE CITY OF MILWAUKEE 4100183 2984-21-00	EE	DETAIL COSTS	PE	--	--	--	--	--	EXEMPT
ROW					--	--	--	--	--		
CONST					1,295.0	--	--	--	--		
OTHER					--	--	--	--	--		
TOTAL				1,295.0	--	--	--	--			
SOURCE OF FUNDS CMAQ	LOCAL	259.0	--	--	--	--					
	STATE	--	--	--	--	--					
	FEDERAL	1,036.0	--	--	--	--					
	TOTAL	1,295.0	--	--	--	--					
	206 (272)	IMPLEMENTATION OF AN ADVANCED PARKING GUIDANCE SYSTEM FOR GUIDING MOTORISTS TO PARKING FACILITIES WITHIN ONE BLOCK OF THE SUMMERFEST SHUTTLE BUS ROUTE (PHASE II) 4106850 1693-37-00	EE	DETAIL COSTS	PE	--	--	--	--	--	EXEMPT
ROW					--	--	--	--	--		
CONST					--	929.0	--	--	--		
OTHER					--	--	--	--	--		
TOTAL				--	929.0	--	--	--			
SOURCE OF FUNDS CMAQ	LOCAL	--	186.0	--	--	--					
	STATE	--	--	--	--	--					
	FEDERAL	--	743.0	--	--	--					
	TOTAL	--	929.0	--	--	--					
	207 (273)	DEVELOPMENT OF A PEDESTRIAN MASTER PLAN FOR THE CITY OF MILWAUKEE 4100416	EE	DETAIL COSTS	PE	100.0	50.0	--	--	--	EXEMPT
ROW					--	--	--	--	--		
CONST					--	--	--	--	--		
OTHER					--	--	--	--	--		
TOTAL				100.0	50.0	--	--	--			
SOURCE OF FUNDS	LOCAL	20.0	10.0	--	--	--					
	STATE	80.0	40.0	--	--	--					
	FEDERAL	--	--	--	--	--					
	TOTAL	100.0	50.0	--	--	--					
	208 (274)	CONSTRUCTION OF THE BEERLINE BIKE/RECREATIONAL CORRIDOR FROM TOWNSEND ST TO CAPITOL DR IN THE CITY OF MILWAUKEE (0.57 MI) 4100415 2984-34-01	EE	DETAIL COSTS	PE	--	--	--	--	--	EXEMPT
ROW					650.0	--	--	--	--		
CONST					--	200.0	--	--	--		
OTHER					--	--	--	--	--		
TOTAL				650.0	200.0	--	--	--			
SOURCE OF FUNDS STP-E	LOCAL	130.0	40.0	--	--	--					
	STATE	--	--	--	--	--					
	FEDERAL	520.0	160.0	--	--	--					
	TOTAL	650.0	200.0	--	--	--					

**TRANSPORTATION IMPROVEMENT PROGRAM FOR THE MILWAUKEE TRANSPORTATION MANAGEMENT AREA --
MILWAUKEE COUNTY 2013-2016**

PROJECT SPONSOR	PROJECT			ESTIMATED COSTS (\$1,000)							AIR QUAL STAT
	NO	DESCRIPTION / STATE ID	TYPE			2013	2014	2015	2016	REMAINING	
MILWAUKEE (CITY)	209 (276)	STREETSCAPE ENHANCEMENTS ON LAYTON BLVD FROM OKLAHOMA AVE TO NATIONAL AVE IN THE CITY OF MILWAUKEE 41004142265-00-73	EE	DETAIL COSTS	PE	169.0	--	--	--	--	EXEMPT
					ROW	--	--	--	--		
					CONST	--	1,131.0	--	--	--	
					OTHER	--	--	--	--	--	
				TOTAL	169.0	1,131.0	--	--	--		
SOURCE OF FUNDS STP-E	LOCAL	33.8	226.2	--	--	--	--	--			
	STATE	--	--	--	--	--	--	--			
	FEDERAL	135.2	904.8	--	--	--	--	--			
	TOTAL	169.0	1,131.0	--	--	--	--	--			
	210 (278)	INSTALLATION OF ANTI-SLIP TREATMENTS IN BIKE LANES ON LIFT BRIDGES AT WATER ST, WELLS ST, AND CHERRY ST IN THE CITY OF MILWAUKEE 41099812984-19-71	EE	DETAIL COSTS	PE	--	--	--	--	--	EXEMPT
ROW					--	--	--	--	--		
CONST					569.1	--	--	--	--		
OTHER					--	--	--	--	--		
TOTAL				569.1	--	--	--	--			
SOURCE OF FUNDS STP-E	LOCAL	146.3	--	--	--	--	--	--			
	STATE	--	--	--	--	--	--	--			
	FEDERAL	422.8	--	--	--	--	--	--			
	TOTAL	569.1	--	--	--	--	--	--			
	211 (279)	DESIGN AND CONSTRUCTION OF WALKWAY ENHANCEMENTS ALONG WISCONSIN AVE AND WATER ST IN THE CITY OF MILWAUKEE CBD (PHASES V) 41001012190-06-70	EE	DETAIL COSTS	PE	--	--	--	--	--	EXEMPT
ROW					--	--	--	--	--		
CONST					1,570.0	--	--	--	--		
OTHER					--	--	--	--	--		
TOTAL				1,570.0	--	--	--	--			
SOURCE OF FUNDS CMAQ	LOCAL	314.0	--	--	--	--	--	--			
	STATE	--	--	--	--	--	--	--			
	FEDERAL	1,256.0	--	--	--	--	--	--			
	TOTAL	1,570.0	--	--	--	--	--	--			
	212 (280)	DESIGN AND CONSTRUCTION OF STREETSCAPE ENHANCEMENTS ALONG WISCONSIN AVE AND WATER ST IN THE CITY OF MILWAUKEE CBD (PHASE VI) (0.5 MI) 41000611693-31-77	EE	DETAIL COSTS	PE	--	--	--	--	--	EXEMPT
ROW					--	--	--	--	--		
CONST					775.0	--	--	--	--		
OTHER					--	--	--	--	--		
TOTAL				775.0	--	--	--	--			
SOURCE OF FUNDS CMAQ	LOCAL	155.0	--	--	--	--	--	--			
	STATE	--	--	--	--	--	--	--			
	FEDERAL	620.0	--	--	--	--	--	--			
	TOTAL	775.0	--	--	--	--	--	--			
	213 (281)	CONSTRUCTION OF STREETSCAPE ENHANCEMENTS ALONG WATER ST FROM ST. PAUL AVE TO KNAPP ST; ALONG 5TH ST FROM CLYBOURN ST TO WISCONSIN AVE; DEVELOP A PEDESTRIAN WAYFINDING SYSTEM 41069702190-09-70	EE	DETAIL COSTS	PE	625.0	--	--	--	--	EXEMPT
ROW					--	--	--	--	--		
CONST					4,200.0	--	--	--	--		
OTHER					--	--	--	--	--		
TOTAL				4,825.0	--	--	--	--			
SOURCE OF FUNDS CMAQ	LOCAL	965.0	--	--	--	--	--	--			
	STATE	--	--	--	--	--	--	--			
	FEDERAL	3,860.0	--	--	--	--	--	--			
	TOTAL	4,825.0	--	--	--	--	--	--			
	214 (282)	STREETSCAPE ENHANCEMENTS OF 27TH ST FROM HIGHLAND BLVD TO ST. PAUL AVE IN THE CITY OF MILWAUKEE. (0.60 MI) 41099822265-17-70	EE	DETAIL COSTS	PE	--	--	--	--	--	EXEMPT
ROW					--	--	--	--	--		
CONST					858.0	--	--	--	--		
OTHER					--	--	--	--	--		
TOTAL				858.0	--	--	--	--			
SOURCE OF FUNDS STP-E	LOCAL	171.6	--	--	--	--	--	--			
	STATE	--	--	--	--	--	--	--			
	FEDERAL	686.4	--	--	--	--	--	--			
	TOTAL	858.0	--	--	--	--	--	--			
	215 (285)	RESURFACING OF GREEN TREE RD FROM JEAN NICOLET RD TO RIVER RD IN THE VILLAGE OF RIVER HILLS (0.64 MI) 41299992670-00-01	HP	DETAIL COSTS	PE	--	--	--	--	--	EXEMPT
ROW					--	--	--	--	--		
CONST					--	118.0	--	--	--		
OTHER					--	--	--	--	--		
TOTAL				--	118.0	--	--	--			
SOURCE OF FUNDS STP-M	LOCAL	--	23.6	--	--	--	--	--			
	STATE	--	--	--	--	--	--	--			
	FEDERAL	--	94.4	--	--	--	--	--			
	TOTAL	--	118.0	--	--	--	--	--			
	216 (286)	BRIDGE REHABILITATION OF RANGE LINE RD BRIDGE OVER THE MILWAUKEE RIVER IN THE VILLAGE OF RIVER HILLS (P-40-0700) 41200022968-02-70	HP	DETAIL COSTS	PE	--	--	--	--	--	EXEMPT
ROW					--	--	--	--	575.0		
CONST					--	--	--	--	--		
OTHER					--	--	--	--	--		
TOTAL				--	--	--	575.0	--			
SOURCE OF FUNDS BRP	LOCAL	--	--	--	--	434.3	--	--			
	STATE	--	--	--	--	--	--	--			
	FEDERAL	--	--	--	--	140.7	--	--			
	TOTAL	--	--	--	--	575.0	--	--			

**TRANSPORTATION IMPROVEMENT PROGRAM FOR THE MILWAUKEE TRANSPORTATION MANAGEMENT AREA --
MILWAUKEE COUNTY 2013-2016**

PROJECT SPONSOR	PROJECT			ESTIMATED COSTS (\$1,000)							AIR QUAL STAT
	NO	DESCRIPTION / STATE ID	TYPE			2013	2014	2015	2016	REMAINING	
ST FRANCIS (CITY)	217 (799)	INTERCONNECTION OF TRAFFIC SIGNALS WITH RAILROAD WARNING DEVICES ON E DENTON AVE AND S KINNICKINNIC AVE IN THE CITY OF ST FRANCIS 41399962673-00-50	HS	DETAIL COSTS	PE	--	--	--	--	--	EXEMPT
					ROW	--	--	--	--	--	
				CONST	--	--	--	--	--		
				OTHER	--	270.0	--	--	--		
				TOTAL	--	270.0	--	--	--		
SOUTH MILWAUKEE (CITY)	218 (291)	DESIGN NEW TIMING PLANS AND ADD ADDITIONAL VEHICLE DETECTION HARDWARE ALONG RAWSON AVE FROM 10TH AVE AND NICHOLSON AVE IN THE CITY SOUTH MILWAUKEE (1.06 MI) 41568701693-33-74	EE	DETAIL COSTS	PE	--	--	--	--	--	EXEMPT
					ROW	--	--	--	--	--	
				CONST	48.3	--	--	--	--		
				OTHER	--	--	--	--	--		
				TOTAL	48.3	--	--	--	--		
WEST ALLIS (CITY)	219 (294)	RESURFACING OF W CLEVELAND AVE FROM S 101ST ST TO W NATIONAL AVE IN THE CITY OF WEST ALLIS (0.36 MI) 4170019	HP	DETAIL COSTS	PE	--	--	--	--	--	EXEMPT
					ROW	--	--	--	--	--	
				CONST	337.0	--	--	--	--		
				OTHER	--	--	--	--	--		
				TOTAL	337.0	--	--	--	--		
	220 (297)	RESURFACING OF W OKLAHOMA AVE FROM S 124TH ST TO S WAUKESHA RD IN THE CITY OF WEST ALLIS (0.47) 4170020	HP	DETAIL COSTS	PE	--	--	--	--	--	EXEMPT
					ROW	--	--	--	--	--	
				CONST	511.0	--	--	--	--		
				OTHER	--	--	--	--	--		
				TOTAL	511.0	--	--	--	--		
	221 (298)	RESURFACING OF S 76TH ST FROM W GREENFIELD AVE (STH 59) AND S PIERCE ST (0.5 MI) 41799982160-14-70	HP	DETAIL COSTS	PE	--	--	--	--	--	EXEMPT
					ROW	--	--	--	--	--	
				CONST	--	--	825.1	--	--		
				OTHER	--	--	--	--	--		
				TOTAL	--	--	825.1	--	--		
	222 (299)	CROSSWALK ENHANCEMENTS, INCREASED SIGNAGE, BICYCLE RACK INSTALLATION AND EDUCATIONAL ACTIVITIES FOR FIVE WEST ALLIS SCHOOLS THROUGH SAFE ROUTES TO SCHOOL 41799971009-02-70	HS	DETAIL COSTS	PE	--	--	--	--	--	EXEMPT
					ROW	--	--	--	--	--	
				CONST	51.3	--	--	--	--		
				OTHER	--	--	--	--	--		
				TOTAL	51.3	--	--	--	--		
	223 (300)	CONSTRUCTION OF A CROSS-TOWN CONNECTOR BIKE/PEDESTRIAN BRIDGE OVER STH 100 IN THE CITY OF WEST ALLIS 41769901693-32-74	EE	DETAIL COSTS	PE	--	--	--	--	--	EXEMPT
					ROW	--	--	--	--	--	
				CONST	--	--	1,118.9	--	--		
				OTHER	--	--	--	--	--		
				TOTAL	--	--	1,118.9	--	--		
	224 ^h (301)	CONSTRUCTION OF THE WEST ALLIS CROSS TOWN CONNECTOR BICYCLE/PEDESTRIAN TRAIL FROM S 56TH ST TO S 124TH ST ALONG THE WE ENERGIES ROW IN THE CITY OF WEST ALLIS (5.00 MI) 41700162995-07-70	EE	DETAIL COSTS	PE	--	--	--	--	--	EXEMPT
					ROW	--	--	--	--	--	
				CONST	1,170.6	--	--	--	--		
				OTHER	--	--	--	--	--		
				TOTAL	1,170.6	--	--	--	--		
				SOURCE OF FUNDS	LOCAL	339.0	--	--	--	--	
					STATE	--	--	--	--	--	
				FEDERAL	831.6	--	--	--	--		
				TOTAL	1,170.6	--	--	--	--		

**TRANSPORTATION IMPROVEMENT PROGRAM FOR THE MILWAUKEE TRANSPORTATION MANAGEMENT AREA --
MILWAUKEE COUNTY 2013-2016**

PROJECT SPONSOR	PROJECT			ESTIMATED COSTS (\$1,000)							AIR QUAL STAT
	NO	DESCRIPTION / STATE ID	TYPE			2013	2014	2015	2016	REMAINING	
WEST MILWAUKEE (VILLAGE)	225 (302)	CROSSWALK ENHANCEMENTS, INCREASED SIGNAGE, BICYCLE RACK INSTALLATION AND EDUCATIONAL ACTIVITIES AT WEST MILWAUKEE MIDDLE SCHOOL THROUGH SAFE ROUTES TO SCHOOL IN THE VILLAGE OF WEST MILWAUKEE 41800011009-02-71	HS	DETAIL COSTS	PE	--	--	--	--	--	EXEMPT
					ROW	--	--	--	--	--	
					CONST	15.5	--	--	--	--	
					OTHER	--	--	--	--	--	
				TOTAL		15.5	--	--	--	--	
				SOURCE OF FUNDS SRTS	LOCAL	--	--	--	--	--	
STATE	--	--	--		--	--					
FEDERAL	15.5	--	--		--	--					
TOTAL		15.5	--		--	--	--				
WHITEFISH BAY (VILLAGE)	226 (305)	SAFETY IMPROVEMENTS TO INTERSECTION OF OAKLAND AVE AND CUMBERLAND BLVD TO PROMOTE PEDESTRIAN SAFETY IN THE VILLAGE OF WHITEFISH BAY 41999991009-01-72	HS	DETAIL COSTS	PE	--	--	--	--	--	EXEMPT
					ROW	--	--	--	--	--	
					CONST	15.5	--	--	--	--	
					OTHER	--	--	--	--	--	
				TOTAL		15.5	--	--	--	--	
				SOURCE OF FUNDS SRTS	LOCAL	--	--	--	--	--	
STATE	--	--	--		--	--					
FEDERAL	15.5	--	--		--	--					
TOTAL		15.5	--		--	--	--				
GOODWILL INDUSTRIES OF SOUTHEASTERN WISCONSIN, INC	227	PURCHASE OF 3 ACCESSIBLE MINI BUSES AND 1 ACCESSIBLE MINI VAN FOR ELDERLY/DISABLED TRANSPORTATION SERVICES IN MILWAUKEE COUNTY 4279990	TP	DETAIL COSTS	PE	--	--	--	--	--	EXEMPT
					ROW	--	--	--	--	--	
					CONST	--	--	--	--	--	
					OTHER	171.2	171.2	--	--	--	
				TOTAL		171.2	171.2	--	--	--	
				SOURCE OF FUNDS FTA 5310	LOCAL	34.2	34.2	--	--	--	
STATE	--	--	--		--	--					
FEDERAL	137.0	137.0	--		--	--					
TOTAL		171.2	171.2		--	--	--				
UNITED COMMUNITY CENTER	228	PURCHASE OF 2 ACCESSIBLE BUSES FOR ELDERLY/DISABLED TRANSPORTATION SERVICES IN MILWAUKEE COUNTY 4339999	TP	DETAIL COSTS	PE	--	--	--	--	--	EXEMPT
					ROW	--	--	--	--	--	
					CONST	--	--	--	--	--	
					OTHER	139.3	139.3	--	--	--	
				TOTAL		139.3	139.3	--	--	--	
				SOURCE OF FUNDS FTA 5310	LOCAL	27.9	27.9	--	--	--	
STATE	--	--	--		--	--					
FEDERAL	111.4	111.4	--		--	--					
TOTAL		139.3	139.3		--	--	--				

**TRANSPORTATION IMPROVEMENT PROGRAM FOR THE MILWAUKEE TRANSPORTATION MANAGEMENT AREA --
OZAUKEE COUNTY 2013-2016**

PROJECT SPONSOR	PROJECT			ESTIMATED COSTS (\$1,000)							AIR QUAL STAT	
	NO	DESCRIPTION / STATE ID	TYPE			2013	2014	2015	2016	REMAINING		
STATE OF WISCONSIN	229	RESURFACING OF IH 43 FROM BENDER RD TO STH 32 IN OZAUKEE AND MILWAUKEE COUNTIES (22.0 MI)	HP	DETAIL COSTS	PE	750.0	--	--	--	--	EXEMPT	
					ROW	--	--	--	--			
					CONST	--	10,584.0	--	--	--		
					OTHER	--	--	--	--	--		
				TOTAL	750.0	10,584.0	--	--	--			
SOURCE OF FUNDS	LOCAL	--	--	--	--	--						
	STATE	750.0	10,584.0	--	--	--						
	FEDERAL	--	--	--	--	--						
	TOTAL	750.0	10,584.0	--	--	--						
	8009491	1228-18-60										
	230	OVERLAY OF 11 BRIDGES ALONG IH 43 FROM STH 32 TO NORTH OZAUKEE COUNTY LINE	HP	DETAIL COSTS	PE	--	--	--	--	--	EXEMPT	
					ROW	--	--	--	--	--		
					CONST	--	7,865.0	--	--	--		--
					OTHER	--	--	--	--	--		--
				TOTAL	--	7,865.0	--	--	--	--		--
SOURCE OF FUNDS	LOCAL	--	--	--	--	--						
	STATE	--	786.5	--	--	--						
	FEDERAL	--	7,078.5	--	--	--						
	TOTAL	--	7,865.0	--	--	--						
	8009889	1450-16-70										
	231	REHABILITATION OF BRIDGES ALONG IH 43 FROM STH 60 TO N OZAUKEE COUNTY LINE (18.7 MI)	HP	DETAIL COSTS	PE	--	--	--	355.0	--	EXEMPT	
					ROW	--	--	--	--	--		
					CONST	--	--	--	--	7,810.0		
					OTHER	--	--	--	--	--		
				TOTAL	--	--	--	355.0	7,810.0			
SOURCE OF FUNDS	LOCAL	--	--	--	--							
	STATE	--	--	--	35.5							
	FEDERAL	--	--	--	319.5							
	TOTAL	--	--	--	355.0							
	8009494	1450-02-00										
	232	RECONSTRUCTION OF STH 60 FROM STH 181 TO 11TH AVE IN THE VILLAGE OF GRAFTON (2.70 MI)	HP	DETAIL COSTS	PE	--	--	--	50.0	--	EXEMPT	
					ROW	--	--	--	--	2,000.0		
					CONST	--	--	--	--	12,075.0		
					OTHER	--	--	--	--	--		
				TOTAL	--	--	--	50.0	14,075.0			
SOURCE OF FUNDS	LOCAL	--	--	--	--							
	STATE	--	--	--	10.0							
	FEDERAL	--	--	--	40.0							
	TOTAL	--	--	--	50.0							
	8009924	2310-18-70										
	233	RECONSTRUCTION WITH ADDITIONAL LANES OF STH 181 (WAUWATOSA RD) FROM BRIDGE ST TO CTH T (WESTERN AVE) IN THE CITY AND TOWN OF CEDARBURG	HI	DETAIL COSTS	PE	--	--	--	--	--	NON-EXEMPT	
					ROW	--	--	--	--	--		
					CONST	3,410.0	--	--	--	--		
					OTHER	--	--	--	--	--		
				TOTAL	3,410.0	--	--	--	--			
SOURCE OF FUNDS	LOCAL	--	--	--	--							
	STATE	--	--	--	--							
	FEDERAL	--	--	--	--							
	TOTAL	3,410.0	--	--	--	--						
	8009990	2140-10-70										
OZAUKEE COUNTY	234	REPLACEMENT OF THE CTH A BRIDGE OVER SAUK CREEK IN OZAUKEE COUNTY (P45-0014)	HP	DETAIL COSTS	PE	--	--	--	--	--	EXEMPT	
					ROW	--	--	--	--	--		
					CONST	575.0	--	--	--	--		
					OTHER	--	--	--	--	--		
				TOTAL	575.0	--	--	--	--			
SOURCE OF FUNDS	LOCAL	115.0	--	--	--							
	STATE	--	--	--	--							
	FEDERAL	460.0	--	--	--							
	TOTAL	575.0	--	--	--	--						
	2009980	4881-00-72										
	235	RECONSTRUCTION OF CTH C FROM CTH CC TO PIONEER RD IN OZAUKEE COUNTY (7.06 MI)	HP	DETAIL COSTS	PE	25.0	--	--	--	--	EXEMPT	
					ROW	--	--	--	--	--		
					CONST	2,500.0	--	--	--	--		
					OTHER	--	--	--	--	--		
				TOTAL	2,525.0	--	--	--	--			
SOURCE OF FUNDS	LOCAL	2,525.0	--	--	--							
	STATE	--	--	--	--							
	FEDERAL	--	--	--	--							
	TOTAL	2,525.0	--	--	--	--						
	2009994											
	236	PROVISION OF COUNTYWIDE SPECIALIZED DEMAND-RESPONSIVE TRANSPORTATION SERVICES FOR ELDERLY & DISABLED PEOPLE AND OUT OF COUNTY TRANSPORTATION FOR THE ELDERLY AND DISABLED (SEC. 85.21)	TP	DETAIL COSTS	PE	--	--	--	--	--	EXEMPT	
					ROW	--	--	--	--	--		
					CONST	--	--	--	--	--		
					OTHER	234.9	237.3	239.7	242.1	--		
				TOTAL	234.9	237.3	239.7	242.1	--			
SOURCE OF FUNDS	LOCAL	47.2	47.7	48.2	48.7							
	STATE	187.7	189.6	191.5	193.4							
	FEDERAL	--	--	--	--							
	TOTAL	234.9	237.3	239.7	242.1							
	2000007											

**TRANSPORTATION IMPROVEMENT PROGRAM FOR THE MILWAUKEE TRANSPORTATION MANAGEMENT AREA --
OZAUKEE COUNTY 2013-2016**

PROJECT SPONSOR	PROJECT			ESTIMATED COSTS (\$1,000)							AIR QUAL STAT
	NO	DESCRIPTION / STATE ID	TYPE			2013	2014	2015	2016	REMAINING	
OZAUKEE COUNTY	237 (322)	OPERATING ASSISTANCE FOR OZAUKEE COUNTY EXPRESS BUS AND SHARED-RIDE TAXI (FTA 5307 AND SEC 85.20) 2000008	TP	DETAIL COSTS	PE	--	--	--	--	--	EXEMPT
					ROW	--	--	--	--	--	
					CONST	--	--	--	--	--	
					OTHER	2,982.6	3,042.2	3,104.0	3,165.1	--	
				TOTAL	2,982.6	3,042.2	3,104.0	3,165.1	--		
				SOURCE OF FUNDS FTA 5307	LOCAL	1,642.7	1,688.9	1,737.2	1,784.6		
					STATE	1,111.9	1,123.0	1,134.2	1,145.6		
					FEDERAL	228.0	230.3	232.6	234.9		
					TOTAL	2,982.6	3,042.2	3,104.0	3,165.1		
				238 (323)	CAPITAL COSTS OF MAINTENANCE FOR THE OZAUKEE COUNTY EXPRESS BUS AND SHARED-RIDE TAXI SERVICE 2000002	TP	DETAIL COSTS	PE	--	--	--
ROW	--	--	--					--	--		
CONST	--	--	--					--	--		
OTHER	285.0	287.5	290.7					293.6	--		
TOTAL	285.0	287.5	290.7				293.6	--			
				SOURCE OF FUNDS FTA 5307	LOCAL	57.0	57.2	58.1	59.6		
					STATE	--	--	--	--		
					FEDERAL	228.0	230.3	232.6	234.0		
					TOTAL	285.0	287.5	290.7	293.6		
				239 (325)	PURCHASE OF REPLACEMENT VEHICLES FOR THE OZAUKEE COUNTY SHARED-RIDE TAXI PROGRAM 2000017	TP	DETAIL COSTS	PE	--	--	--
ROW	--	--	--					--	--		
CONST	--	--	--					--	--		
OTHER	260.0	260.0	260.0					260.0	--		
TOTAL	260.0	260.0	260.0				260.0	--			
				SOURCE OF FUNDS FTA 5307	LOCAL	52.0	52.0	52.0	52.0		
					STATE	--	--	--	--		
					FEDERAL	208.0	208.0	208.0	208.0		
					TOTAL	260.0	260.0	260.0	260.0		
				240 (328)	ELECTRONIC FAREBOX FOR FIVE EXPRESS BUSES FOR THE OZAUKEE COUNTY EXPRESS BUS 2009987	TP	DETAIL COSTS	PE	--	--	--
ROW	--	--	--					--	--		
CONST	--	--	--					--	--		
OTHER	90.0	--	--					--	--		
TOTAL	90.0	--	--				--	--			
				SOURCE OF FUNDS FTA 5307	LOCAL	18.0	--	--	--		
					STATE	--	--	--	--		
					FEDERAL	72.0	--	--	--		
					TOTAL	90.0	--	--	--		
				241 (329)	AUTOMATED VEHICLE ANNUNCIATORS FOR OZAUKEE EXPRESS BUSES. 2009988	TP	DETAIL COSTS	PE	--	--	--
ROW	--	--	--					--	--		
CONST	--	--	--					--	--		
OTHER	20.0	--	--					--	--		
TOTAL	20.0	--	--				--	--			
				SOURCE OF FUNDS FED REC	LOCAL	--	--	--	--		
					STATE	--	--	--	--		
					FEDERAL	20.0	--	--	--		
					TOTAL	20.0	--	--	--		
				MEQUON (CITY)	242 (336)	REALIGNMENT OF OZAUKEE INTERURBAN TRAIL TO WEST SIDE OF WE ENERGIES SUBSTATION IN THE CITY OF MEQUON 2090006 2984-34-06	EE	DETAIL COSTS	PE	59.3	--
ROW	--	--	--						--	--	
CONST	--	261.7	--						--	--	
OTHER	--	--	--						--	--	
TOTAL	59.3	261.7	--					--	--		
				SOURCE OF FUNDS	LOCAL	11.8	52.3	--	--		
					STATE	47.5	209.4	--	--		
					FEDERAL	--	--	--	--		
					TOTAL	59.3	261.7	--	--		
				243 (337)	REPAIR OF THE HISTORIC DONGES BAY GORGE BRIDGE IN THE CITY OF MEQUON 2090005 2984-34-05	EE	DETAIL COSTS	PE	--	--	--
ROW	--	--	--					--	--		
CONST	--	299.1	--					--	--		
OTHER	--	--	--					--	--		
TOTAL	--	299.1	--				--	--			
				SOURCE OF FUNDS STP-E	LOCAL	--	59.8	--	--		
					STATE	--	--	--	--		
					FEDERAL	--	239.3	--	--		
					TOTAL	--	299.1	--	--		
				PORT WASHINGTON (CITY)	244 (340)	CONSTRUCTION OF TWO OFF-STREET SEGMENTS OF THE INTERURBAN TRAILS IN THE CITY OF PORT WASHINGTON: OAKLAND AVE TO PARK ST; CTH LL TO HIGHLAND RD 2100001 4822-05-70	EE	DETAIL COSTS	PE	--	--
ROW	--	--	--						--	--	
CONST	139.3	--	--						--	--	
OTHER	--	--	--						--	--	
TOTAL	139.3	--	--					--	--		
				SOURCE OF FUNDS STP-E	LOCAL	35.3	--	--	--		
					STATE	--	--	--	--		
					FEDERAL	104.0	--	--	--		
					TOTAL	139.3	--	--	--		

PROJECT SPONSOR	PROJECT			ESTIMATED COSTS (\$1,000)						AIR QUAL STAT	
	NO	DESCRIPTION / STATE ID	TYPE			2013	2014	2015	2016		REMAINING
THIENSVILLE (VILLAGE)	245	RESURFACING OF MAIN ST FROM DIVISION ST TO CONCORD PL IN THE VILLAGE OF THIENSVILLE (1.3 MI)	HP	DETAIL COSTS	PE	--	--	--	--	--	EXEMPT
					ROW	--	--	--	--		
					CONST	--	783.0	--	--		
					OTHER	--	--	--	--		
					TOTAL	--	783.0	--	--	--	
				SOURCE OF FUNDS STP-M	LOCAL STATE	--	238.2	--	--	--	
					FEDERAL	--	--	--	--	--	
TOTAL	--	783.0	--		--	--					
	2149998	2697-00-05									

**TRANSPORTATION IMPROVEMENT PROGRAM FOR THE MILWAUKEE TRANSPORTATION MANAGEMENT AREA --
WASHINGTON COUNTY 2013-2016**

PROJECT SPONSOR	PROJECT			ESTIMATED COSTS (\$1,000)							AIR QUAL STAT
	NO	DESCRIPTION / STATE ID	TYPE			2013	2014	2015	2016	REMAINING	
STATE OF WISCONSIN	246 (342)	RESURFACING AT VARIOUS LOCATIONS IN WASHINGTON, WAUKESHA, AND MILWAUKEE COUNTIES 8009784 1000-44-02	HP	DETAIL COSTS	PE	200.0	--	--	--	--	EXEMPT
					ROW	--	--	--	--		
					CONST	--	2,200.0	--	--		
					OTHER	--	--	--	--		
				TOTAL	200.0	2,200.0	--	--	--		
SOURCE OF FUNDS	LOCAL	--	--	--	--						
	STATE	200.0	2,200.0	--	--						
	FEDERAL	--	--	--	--						
	TOTAL	200.0	2,200.0	--	--						
	247 (343)	REHABILITATION OF USH 41 FROM THE USH 41/45 SPLIT TO THE DODGE COUNTY LINE (22.0 MI) 8000014 1107-00-71	HP	DETAIL COSTS	PE	--	--	--	70.0	--	EXEMPT
					ROW	--	--	--	--		
					CONST	--	--	--	--	20,200.0	
					OTHER	--	--	--	--	--	
				TOTAL	--	--	--	70.0	20,200.0		
SOURCE OF FUNDS NHS	LOCAL	--	--	--	--						
	STATE	--	--	--	7.0						
	FEDERAL	--	--	--	63.0						
	TOTAL	--	--	--	70.0						
	248 ⁱ (344)	RECONSTRUCTION AND RECONFIGURATION OF THE USH 41 AND STH 144 INTERCHANGE IN WASHINGTON COUNTY 8000133 1107-02-79	HP	DETAIL COSTS	PE	--	--	--	--	--	EXEMPT
					ROW	--	--	--	--		
					CONST	--	7,308.6	--	--	--	
					OTHER	205.0	--	--	--	--	
				TOTAL	205.0	7,308.6	--	--	--		
SOURCE OF FUNDS COMB	LOCAL	--	--	--	--						
	STATE	205.0	1,461.7	--	--						
	FEDERAL	--	5,846.9	--	--						
	TOTAL	205.0	7,308.6	--	--						
	249	REHABILITATION OF BRIDGES ALONG USH 41 FROM STH 145 TO N WASHINGTON COUNTY LINE (20.92 MI) 8009488 1100-41-00	HP	DETAIL COSTS	PE	--	--	--	122.5	--	EXEMPT
					ROW	--	--	--	--		
					CONST	--	--	--	--	2,744.0	
					OTHER	--	--	--	--	--	
				TOTAL	--	--	--	122.5	2,744.0		
SOURCE OF FUNDS NHS	LOCAL	--	--	--	--						
	STATE	--	--	--	24.5						
	FEDERAL	--	--	--	98.0						
	TOTAL	--	--	--	122.5						
	250 (761)	RESURFACING OF USH 41 FROM WAUKESHA COUNTY LINE TO USH 41/45 SPLIT IN WASHINGTON COUNTY (6.56 MI) 8009706 1100-38-70	HP	DETAIL COSTS	PE	--	--	--	--	--	EXEMPT
					ROW	--	--	--	--		
					CONST	--	--	19,910.0	--	--	
					OTHER	--	--	300.0	--	--	
				TOTAL	--	--	20,210.0	--	--		
SOURCE OF FUNDS NHS	LOCAL	--	--	--	--						
	STATE	--	--	2,021.0	--						
	FEDERAL	--	--	18,189.0	--						
	TOTAL	--	--	20,210.0	--						
	251 (346)	STRUCTURAL REHABILITATION AND CONCRETE SURFACE REPAIRS ON TWO USH 41/45 STRUCTURES (B-66-0003 AND B-66-0016) IN WASHINGTON COUNTY 8009765 1100-03-71	HP	DETAIL COSTS	PE	--	--	--	--	--	EXEMPT
					ROW	--	--	--	--		
					CONST	--	3,416.0	--	--	--	
					OTHER	--	--	--	--	--	
				TOTAL	--	3,416.0	--	--	--		
SOURCE OF FUNDS BRF	LOCAL	--	--	--	--						
	STATE	--	3,381.0	--	--						
	FEDERAL	--	35.0	--	--						
	TOTAL	--	3,416.0	--	--						
	252 (348)	RESURFACING OF USH 45 (FOND DUD LAC AVE) FROM CTH B TO STH 28 IN WASHINGTON COUNTY (1.19 MI) 8001030 4070-00-70	HP	DETAIL COSTS	PE	--	--	--	150.0	--	EXEMPT
					ROW	--	--	--	--		
					CONST	--	--	--	--	1,725.0	
					OTHER	--	--	--	--	--	
				TOTAL	--	--	--	150.0	1,725.0		
SOURCE OF FUNDS NHS	LOCAL	--	--	--	--						
	STATE	--	--	--	30.0						
	FEDERAL	--	--	--	120.0						
	TOTAL	--	--	--	150.0						
	253 (349)	RESURFACING OF STH 28 FROM USH 45 TO STH 144 IN WASHINGTON COUNTY (5.82 MI) 8001049 4060-05-70	HP	DETAIL COSTS	PE	--	--	--	--	--	EXEMPT
					ROW	--	--	--	--		
					CONST	--	5,635.0	--	--	--	
					OTHER	225.0	--	--	--	--	
				TOTAL	225.0	5,635.0	--	--	--		
SOURCE OF FUNDS STP-0	LOCAL	--	143.3	--	--						
	STATE	225.0	1,058.2	--	--						
	FEDERAL	--	4,433.5	--	--						
	TOTAL	225.0	5,635.0	--	--						

**TRANSPORTATION IMPROVEMENT PROGRAM FOR THE MILWAUKEE TRANSPORTATION MANAGEMENT AREA --
WASHINGTON COUNTY 2013-2016**

PROJECT SPONSOR	PROJECT			ESTIMATED COSTS (\$1,000)							AIR QUAL STAT
	NO	DESCRIPTION / STATE ID	TYPE			2013	2014	2015	2016	REMAINING	
STATE OF WISCONSIN	254 (350)	REHABILITATION OF WASHINGTON ST (STH 33) FROM USH 41 TO CTH Z IN WASHINGTON COUNTY (4.80 MI) 80001461411-03-00	HP	DETAIL COSTS	PE	--	--	--	--	--	EXEMPT
					ROW	--	--	--	--	--	
					CONST	8,950.6	--	--	--	--	
				OTHER	12.0	--	--	--	--		
				TOTAL	8,962.6	--	--	--	--		
255 (352)	RESURFACING OF STH 33 (WASHINGTON ST) FROM TRENTON RD TO 4000' EAST OF OAK RD IN THE CITY OF WEST BEND (1.25 MI) 80098081410-12-70	HP	DETAIL COSTS	PE	--	--	--	--	--	EXEMPT	
				ROW	--	--	--	--	--		
				CONST	1,725.0	--	--	--	--		
			OTHER	--	--	--	--	--			
			TOTAL	1,725.0	--	--	--	--			
256 (354)	RESURFACING OF SUMNER ST (STH 60) FROM MAIN ST (STH 83) TO KETTLE MORaine RD IN THE CITY OF HARTFORD (3.10 MI) 80099252310-19-70	HP	DETAIL COSTS	PE	--	--	--	--	--	EXEMPT	
				ROW	461.5	--	--	--	--		
				CONST	--	4,800.0	--	--	--		
			OTHER	--	--	--	--	--			
			TOTAL	461.5	4,800.0	--	--	--			
257 (357)	RECONSTRUCTION OF THE INTERSECTION OF MAIN ST (STH 60) AND CTH P IN THE VILLAGE OF JACKSON 80097582310-08-71	HP	DETAIL COSTS	PE	--	--	--	150.0	--	EXEMPT	
				ROW	--	--	--	--	27.0		
				CONST	--	--	--	--	1,150.0		
			OTHER	--	--	--	--	--			
			TOTAL	--	--	--	150.0	1,177.0			
258 (360)	RECONSTRUCTION OF STH 83 FROM MONROE AVE TO SUMMER ST (STH 60) IN THE CITY OF HARTFORD 80097571330-24-70	HP	DETAIL COSTS	PE	--	--	--	--	--	EXEMPT	
				ROW	--	--	--	--	--		
				CONST	--	--	4,144.0	--	--		
			OTHER	--	--	--	--	--			
			TOTAL	--	--	4,144.0	--	--			
259 (720)	CORRIDOR STUDY OF STH 144 FROM SKYLINE DR TO THE NORTH WASHINGTON COUNTY LINE (8.5 MI) 80097214010-00-02	HP	DETAIL COSTS	PE	--	--	--	250.0	--	EXEMPT	
				ROW	--	--	--	--	--		
				CONST	--	--	--	--	--		
			OTHER	--	--	--	--	--			
			TOTAL	--	--	--	250.0	--			
260 (364)	RECONSTRUCTION OF THE INTERSECTION OF ORCHARD RD (STH 145) AND DONGES BAY ROAD IN THE VILLAGE OF GERMANTOWN 80097882475-00-00	HP	DETAIL COSTS	PE	--	--	--	--	--	EXEMPT	
				ROW	535.0	--	--	--	--		
				CONST	--	--	1,629.0	--	--		
			OTHER	--	--	--	--	--			
			TOTAL	535.0	--	1,629.0	--	--			
261 (366)	RESURFACING OF STH 164 FROM CTH Q TO STH 60 IN WASHINGTON COUNTY (9.1 MI) 80098442709-03-70	HP	DETAIL COSTS	PE	--	--	--	--	--	EXEMPT	
				ROW	2,140.0	--	--	--	--		
				CONST	--	--	14,410.0	--	--		
			OTHER	--	--	--	--	--			
			TOTAL	2,140.0	--	14,410.0	--	--			
261 (366)	RESURFACING OF STH 164 FROM CTH Q TO STH 60 IN WASHINGTON COUNTY (9.1 MI) 80098442709-03-70	HP	SOURCE OF FUNDS NHS	LOCAL	--	--	--	--	--	EXEMPT	
				STATE	2,140.0	--	2,882.0	--	--		
				FEDERAL	--	--	11,528.0	--	--		
			TOTAL	2,140.0	--	14,410.0	--	--			

**TRANSPORTATION IMPROVEMENT PROGRAM FOR THE MILWAUKEE TRANSPORTATION MANAGEMENT AREA --
WASHINGTON COUNTY 2013-2016**

PROJECT SPONSOR	PROJECT			ESTIMATED COSTS (\$1,000)							AIR QUAL STAT
	NO	DESCRIPTION / STATE ID	TYPE			2013	2014	2015	2016	REMAINING	
STATE OF WISCONSIN	262	CORRIDOR STUDY OF STH 167 FROM STH 83 TO USH 41/45 IN WASHINGTON COUNTY (9.97 MI)	HP	DETAIL COSTS	PE	--	--	--	250.0	--	EXEMPT
					ROW	--	--	--	--	--	
					CONST	--	--	--	--	--	
				OTHER	--	--	--	--	--		
				TOTAL	--	--	--	250.0	--		
SOURCE OF FUNDS	LOCAL	--	--	--	--	--	--	--			
	STATE	--	--	--	--	250.0	--	--			
	FEDERAL	--	--	--	--	--	--	--			
	8009496	2300-00-01		TOTAL	--	--	--	250.0	--		
(368)	263	RECONSTRUCTION OF THE INTERSECTION OF MEQUON RD (STH 167) AND COUNTRY AIRE DR IN THE VILLAGE OF GERMANTOWN	HP	DETAIL COSTS	PE	--	--	--	--	--	EXEMPT
					ROW	--	535.0	--	--	--	
					CONST	--	--	--	--	1,838.0	
				OTHER	--	--	--	--	--		
				TOTAL	--	535.0	--	--	1,838.0		
SOURCE OF FUNDS	LOCAL	--	--	--	--	--	--	--			
	STATE	--	535.0	--	--	--	--	--			
	FEDERAL	--	--	--	--	--	--	--			
	8009787	1380-00-00		TOTAL	--	535.0	--	--	--		
(369)	264	PAVEMENT REPLACEMENT OF STH 175 FROM MAPLE AVE IN THE VILLAGE OF SLINGER TO THE WEST WASHINGTON COUNTY LINE IN WASHINGTON COUNTY (10.40 MI)	HP	DETAIL COSTS	PE	--	--	--	--	--	EXEMPT
					ROW	--	--	535.0	--	--	
					CONST	--	--	--	--	7,130.0	
				OTHER	--	--	--	--	--		
				TOTAL	--	--	535.0	--	7,130.0		
SOURCE OF FUNDS	LOCAL	--	--	--	--	--	--	--			
	STATE	--	--	535.0	--	--	--	--			
	FEDERAL	--	--	--	--	--	--	--			
	8000152	3360-08-70		TOTAL	--	--	535.0	--	--		
(370)	265	RESURFACING OF STH 175 FROM MAPLE RD TO BEECHWOOD INDUSTRIAL CT AND POLK ST TO STH 60 IN WASHINGTON COUNTY (11.6 MI)	HP	DETAIL COSTS	PE	--	--	--	--	--	EXEMPT
					ROW	--	--	--	--	--	
					CONST	--	--	17,135.0	--	--	
				OTHER	--	--	--	--	--		
				TOTAL	--	--	17,135.0	--	--		
SOURCE OF FUNDS STP-0	LOCAL	--	--	76.5	--	--	--	--			
	STATE	--	--	3,411.7	--	--	--	--			
	FEDERAL	--	--	13,646.8	--	--	--	--			
	8009865	3360-09-72		TOTAL	--	--	17,135.0	--	--		
	266	RECONSTRUCTION OF STH 175 FROM BEECHWOOD INDUSTRIAL CT TO POLK ST IN WASHINGTON COUNTY (1.80 MI)	HP	DETAIL COSTS	PE	--	--	--	--	--	EXEMPT
					ROW	--	--	--	--	--	
					CONST	--	--	7,130.0	--	--	
				OTHER	--	--	--	--	--		
				TOTAL	--	--	7,130.0	--	--		
SOURCE OF FUNDS STP-0	LOCAL	--	--	70.0	--	--	--	--			
	STATE	--	--	1,417.0	--	--	--	--			
	FEDERAL	--	--	5,643.0	--	--	--	--			
	8009499	3360-09-70		TOTAL	--	--	7,130.0	--	--		
WASHINGTON COUNTY	267	RECONSTRUCTION AND REALIGNMENT OF CTH N (STATE ST) FROM CTH NP IN DODGE COUNTY TO AIRPORT DRIVE IN THE CITY OF HARTFORD (1.8 MI)	HP	DETAIL COSTS	PE	--	--	--	--	--	EXEMPT
					ROW	--	--	--	--	--	
					CONST	--	2,500.0	--	--	--	
				OTHER	--	--	--	--	--		
				TOTAL	--	2,500.0	--	--	--		
SOURCE OF FUNDS	LOCAL	--	2,500.0	--	--	--	--	--			
	STATE	--	--	--	--	--	--	--			
	FEDERAL	--	--	--	--	--	--	--			
	6009975			TOTAL	--	2,500.0	--	--	--		
(376)	268	RECONSTRUCTION OF CTH P FROM CTH PV TO CTH NN IN WASHINGTON COUNTY (2.0 MI)	HP	DETAIL COSTS	PE	--	--	--	--	--	EXEMPT
					ROW	--	--	--	--	--	
					CONST	5,200.0	--	--	--	--	
				OTHER	--	--	--	--	--		
				TOTAL	5,200.0	--	--	--	--		
SOURCE OF FUNDS	LOCAL	5,200.0	--	--	--	--	--	--			
	STATE	--	--	--	--	--	--	--			
	FEDERAL	--	--	--	--	--	--	--			
	6009984			TOTAL	5,200.0	--	--	--	--		
(377)	269	OPERATING ASSISTANCE FOR WASHINGTON COUNTY SHARED RIDE TAXI SERVICE (SEC 85.20 AND FTA 5307)	TP	DETAIL COSTS	PE	--	--	--	--	--	EXEMPT
					ROW	--	--	--	--	--	
					CONST	--	--	--	--	--	
				OTHER	1,784.1	1,837.6	1,892.9	1,949.5	--		
				TOTAL	1,784.1	1,837.6	1,892.9	1,949.5	--		
SOURCE OF FUNDS FTA 5307	LOCAL	616.3	640.9	666.3	692.9	--					
	STATE	757.9	787.5	819.1	849.7	--					
	FEDERAL	409.9	409.2	407.5	406.9	--					
	6009994			TOTAL	1,784.1	1,837.6	1,892.9	1,949.5	--		

**TRANSPORTATION IMPROVEMENT PROGRAM FOR THE MILWAUKEE TRANSPORTATION MANAGEMENT AREA --
WASHINGTON COUNTY 2013-2016**

PROJECT SPONSOR	PROJECT			ESTIMATED COSTS (\$1,000)							AIR QUAL STAT
	NO	DESCRIPTION / STATE ID	TYPE			2013	2014	2015	2016	REMAINING	
WASHINGTON COUNTY	270 (378)	OPERATING ASSISTANCE FOR WASHINGTON COUNTY COMMUTER EXPRESS BUS SERVICE (SEC 85.20 & 5307) 6000100	TP	DETAIL COSTS	PE	--	--	--	--	--	EXEMPT
					ROW	--	--	--	--	--	
					CONST	--	--	--	--	--	
					OTHER	1,248.3	1,285.8	1,332.8	1,372.8	--	
				TOTAL	1,248.3	1,285.8	1,332.8	1,372.8	--		
				SOURCE OF FUNDS FTA 5307	LOCAL	564.4	581.6	603.3	622.1		
STATE	443.8	463.4	487.1		507.6						
FEDERAL	240.1	240.8	242.4		243.1						
TOTAL	1,248.3	1,285.8	1,332.8		1,372.8						
	271 (379)	WASHINGTON COUNTY SHARED-RIDE TAXI PROGRAM CAPITAL COSTS: 1 MINIVAN, 1 MEDIUM BUS, AND 3 MINIBUSES IN 2013; 2 MINIVANS AND 2 MINIBUSES IN 2014; 4 MINIBUSES IN 2015; 2 MINIVANS AND 2 MINIBUSES IN 2016. 6000102	TP	DETAIL COSTS	PE	--	--	--	--	--	EXEMPT
					ROW	--	--	--	--	--	
					CONST	--	--	--	--	--	
					OTHER	263.0	190.0	232.0	198.0	--	
				TOTAL	263.0	190.0	232.0	198.0	--		
				SOURCE OF FUNDS	LOCAL	263.0	190.0	232.0	198.0		
STATE	--	--	--		--						
FEDERAL	--	--	--		--						
TOTAL	263.0	190.0	232.0		198.0						
	272 (380)	WASHINGTON COUNTY SHARED-RIDE TAXI DISPATCH SOFTWARE LICENSES AND OPERATING TECHNICAL MAINTENANCE SUPPORT 6009998	TP	DETAIL COSTS	PE	--	--	--	--	--	EXEMPT
					ROW	--	--	--	--	--	
					CONST	--	--	--	--	--	
					OTHER	18.8	20.7	22.7	25.1	--	
				TOTAL	18.8	20.7	22.7	25.1	--		
				SOURCE OF FUNDS	LOCAL	18.8	20.7	22.7	25.1		
STATE	--	--	--		--						
FEDERAL	--	--	--		--						
TOTAL	18.8	20.7	22.7		25.1						
	273 (381)	PROVISION OF COUNTYWIDE SPECIALIZED DEMAND RESPONSIVE TRANSPORTATION SERVICES FOR THE ELDERLY AND DISABLED IN WASHINGTON COUNTY (SEC 85.21) 6000002	TP	DETAIL COSTS	PE	--	--	--	--	--	EXEMPT
					ROW	--	--	--	--	--	
					CONST	--	--	--	--	--	
					OTHER	256.0	256.0	257.0	257.0	--	
				TOTAL	256.0	256.0	257.0	257.0	--		
				SOURCE OF FUNDS	LOCAL	51.2	51.2	51.4	51.4		
STATE	204.8	204.8	205.6		205.6						
FEDERAL	--	--	--		--						
TOTAL	256.0	256.0	257.0		257.0						
	274 (383)	ELDERLY/DISABLED TRANSPORTATION SEC 5310 CAPITAL ASSISTANCE PROGRAM WASHINGTON CO AND/OR VARIOUS WASHINGTON COUNTY PRIVATE, NON PROFIT ORGANIZATIONS 6000010	TP	DETAIL COSTS	PE	--	--	--	--	--	EXEMPT
					ROW	--	--	--	--	--	
					CONST	--	--	--	--	--	
					OTHER	265.7	--	--	--	--	
				TOTAL	265.7	--	--	--	--		
				SOURCE OF FUNDS FTA 5310	LOCAL	53.1	--	--	--		
STATE	--	--	--		--						
FEDERAL	212.6	--	--		--						
TOTAL	265.7	--	--		--						
HARTFORD (CITY)	275 (390)	OPERATING ASSISTANCE FOR CITY OF HARTFORD TRANSIT 6070004	TP	DETAIL COSTS	PE	--	--	--	--	--	EXEMPT
					ROW	--	--	--	--	--	
					CONST	--	--	--	--	--	
					OTHER	254.3	254.3	254.3	254.3	--	
				TOTAL	254.3	254.3	254.3	254.3	--		
				SOURCE OF FUNDS FTA 5307	LOCAL	115.7	115.7	115.7	115.7		
STATE	62.3	62.3	62.3		62.3						
FEDERAL	76.3	76.3	76.3		76.3						
TOTAL	254.3	254.3	254.3		254.3						
JACKSON (VILLAGE)	276 (394)	DESIGN AND CONSTRUCTION OF A NEW PARK-RIDE LOT NORTH OF STH 60 AND WEST OF CTH P ALONG APPLE CREEK AND REMOVAL OF EXISTING PARK-RIDE LOT IN SE QUADRANT OF STH 60 AND CTH P 6109999									

**TRANSPORTATION IMPROVEMENT PROGRAM FOR THE MILWAUKEE TRANSPORTATION MANAGEMENT AREA --
WASHINGTON COUNTY 2013-2016**

PROJECT SPONSOR	PROJECT			ESTIMATED COSTS (\$1,000)							AIR QUAL STAT
	NO	DESCRIPTION / STATE ID	TYPE			2013	2014	2015	2016	REMAINING	
WEST BEND (CITY)	278 (396)	CONSTRUCTION OF A PEDESTRIAN BRIDGE OVER THE MILWAUKEE RIVER AND VETERANS AVE IN THE CITY OF WEST BEND 6180004 2984-34-07	EE	DETAIL COSTS	PE	--	--	--	--	--	EXEMPT
					ROW	--	--	--	--	--	
					CONST	525.9	--	--	--	--	
					OTHER	--	--	--	--	--	
				SOURCE OF FUNDS	TOTAL	525.9	--	--	--	--	
					LOCAL	106.0	--	--	--	--	
INTERFAITH CAREGIVERS	279	PURCHASE OF 2 ACCESSIBLE MINI VANS FOR ELDERLY/DISABLED TRANSPORTATION SERVICES IN WASHINGTON COUNTY 6229999	TP	DETAIL COSTS	STATE	--	--	--	--	--	EXEMPT
					FEDERAL	419.9	--	--	--	--	
					TOTAL	525.9	--	--	--	--	
				SOURCE OF FUNDS	LOCAL	15.3	--	--	--	--	
					STATE	--	--	--	--	--	
					FEDERAL	61.3	--	--	--	--	
				SOURCE OF FUNDS	TOTAL	76.6	--	--	--	--	
					FTA 5310	76.6	--	--	--	--	

**TRANSPORTATION IMPROVEMENT PROGRAM FOR THE MILWAUKEE TRANSPORTATION MANAGEMENT AREA --
WAUKESHA COUNTY 2013-2016**

PROJECT SPONSOR	PROJECT			ESTIMATED COSTS (\$1,000)							AIR QUAL STAT
	NO	DESCRIPTION / STATE ID	TYPE			2013	2014	2015	2016	REMAINING	
STATE OF WISCONSIN	280	INSTALLATION OF PERMANENT PIER PROTECTION ON IH-43 BRIDGES CROSSING EVERGREEN RD IN WAUKESHA COUNTY (B67-0120 AND B67-0121)	HP	DETAIL COSTS	PE	10.0	--	--	--	--	EXEMPT
					ROW	--	--	--	--		
					CONST	--	230.0	--	--	--	
					OTHER	--	--	--	--	--	
				TOTAL	10.0	230.0	--	--	--		
				SOURCE OF FUNDS	LOCAL	--	--	--	--		
					STATE	10.0	230.0	--	--		
					FEDERAL	--	--	--	--		
					TOTAL	10.0	230.0	--	--		
	8009480	1090-19-77									
	281	REHABILITATION OF IH 43 AND STH 164 INTERCHANGE IN WAUKESHA COUNTY	HP	DETAIL COSTS	PE	--	--	--	--	--	EXEMPT
					ROW	--	--	--	--	--	
					CONST	--	--	--	3,472.0	--	
					OTHER	--	--	--	--	--	
				TOTAL	--	--	--	3,472.0	--		
				SOURCE OF FUNDS	LOCAL	--	--	--	--		
					STATE	--	--	--	347.2		
					FEDERAL	--	--	--	3,124.8		
					TOTAL	--	--	--	3,472.0		
	8000012	1090-23-70									
	282	REHABILITATION OF THE BRIDGES ALONG IH 43 FROM CROWBAR DR TO CTH I IN WAUKESHA COUNTY	HP	DETAIL COSTS	PE	--	--	--	250.0	--	EXEMPT
					ROW	--	--	--	--	--	
					CONST	--	--	--	--	--	
					OTHER	--	--	--	--	5,000.0	
				TOTAL	--	--	--	250.0	5,000.0		
				SOURCE OF FUNDS	LOCAL	--	--	--	--		
					STATE	--	--	--	25.0		
					FEDERAL	--	--	--	225.0		
					TOTAL	--	--	--	250.0		
	8009484	1090-30-00									
	283	REHABILITATION OF THE BRIDGES ALONG IH 94 FROM CTH F TO CTH P IN WAUKESHA COUNTY (12.0 MI)	HP	DETAIL COSTS	PE	287.5	--	--	--	--	EXEMPT
					ROW	--	--	--	--	--	
					CONST	--	--	6,325.0	--	--	
					OTHER	--	--	--	--	--	
				TOTAL	287.5	--	6,325.0	--	--		
				SOURCE OF FUNDS	LOCAL	--	--	--	--		
					STATE	28.7	--	632.5	--		
					FEDERAL	258.8	--	5,692.5	--		
					TOTAL	287.5	--	6,325.0	--		
	8009482	1060-44-00									
	284	REPLACEMENT OF IH-94 BRIDGES AT DOUSMAN RD AND GOLDEN LAKE RD (CTH BB) IN WAUKESHA COUNTY (B-67-0081; B-67-0082; B-67-0079; AND B-67-0080)	HP	DETAIL COSTS	PE	--	--	--	--	--	EXEMPT
					ROW	--	--	--	--	--	
					CONST	--	5,005.0	--	--	--	
					OTHER	--	--	--	--	--	
				TOTAL	--	5,005.0	--	--	--		
				SOURCE OF FUNDS	LOCAL	--	--	--	--		
					STATE	--	1,001.0	--	--		
					FEDERAL	--	4,004.0	--	--		
					TOTAL	--	5,005.0	--	--		
	8009958	1060-38-70									
	285	CONSTRUCTION OF A PARK AND RIDE LOT OF IH-94 AT CTH P IN WAUKESHA COUNTY	HP	DETAIL COSTS	PE	--	--	--	--	--	EXEMPT
					ROW	--	--	--	--	--	
					CONST	632.5	--	--	--	--	
					OTHER	--	--	--	--	--	
				TOTAL	632.5	--	--	--	--		
				SOURCE OF FUNDS	LOCAL	--	--	--	--		
					STATE	126.5	--	--	--		
					FEDERAL	506.0	--	--	--		
					TOTAL	632.5	--	--	--		
	8009932	1060-31-71									
	286	REHABILITATION OF THE BRIDGES ALONG IH 94 FROM ELMHURST RD TO CTH JJ IN WAUKESHA COUNTY (4.51 MI)	HP	DETAIL COSTS	PE	--	--	--	111.0	--	EXEMPT
					ROW	--	--	--	--	--	
					CONST	--	--	--	--	--	
					OTHER	--	--	--	--	2,464.0	
				TOTAL	--	--	--	111.0	2,464.0		
				SOURCE OF FUNDS	LOCAL	--	--	--	--		
					STATE	--	--	--	11.1		
					FEDERAL	--	--	--	99.9		
					TOTAL	--	--	--	111.0		
	8009492	1060-10-00									
	287	BRIDGE REHABILITATION OF THE OVERPASS BRIDGES OF IH 94 AT ELM GROVE RD (B67-0055) AND SUNNYSLOPE RD (B67-0054) IN WAUKESHA COUNTY	HP	DETAIL COSTS	PE	--	--	--	--	--	EXEMPT
					ROW	--	--	--	--	--	
					CONST	3,300.0	--	--	--	--	
					OTHER	--	--	--	--	--	
				TOTAL	3,300.0	--	--	--	--		
				SOURCE OF FUNDS	LOCAL	--	--	--	--		
					STATE	330.0	--	--	--		
					FEDERAL	2,970.0	--	--	--		
					TOTAL	3,300.0	--	--	--		
	8009701	1060-32-73									

**TRANSPORTATION IMPROVEMENT PROGRAM FOR THE MILWAUKEE TRANSPORTATION MANAGEMENT AREA --
WAUKESHA COUNTY 2013-2016**

PROJECT SPONSOR	PROJECT			ESTIMATED COSTS (\$1,000)							AIR QUAL STAT
	NO	DESCRIPTION / STATE ID	TYPE			2013	2014	2015	2016	REMAINING	
STATE OF WISCONSIN	288 (410)	RESURFACING OF USH 18 (MORELAND BLVD) FROM NORTH ST TO MANHATTAN DR IN THE CITY OF WAUKESHA 80098072210-09-70	HP	DETAIL COSTS	PE	--	--	--	100.0	--	EXEMPT
					ROW	--	--	--	--	--	
					CONST	--	--	--	--	1,265.0	
					OTHER	--	--	--	--	--	
				TOTAL	--	--	--	100.0	1,265.0		
SOURCE OF FUNDS	LOCAL	--	--	--	25.0						
	STATE	--	--	--	75.0						
	FEDERAL	--	--	--	--						
	TOTAL	--	--	--	100.0						
289 (411)	RESURFACING OF USH 18 (MORELAND BLVD) FROM MANHATTAN DR TO IH-94 IN THE CITY OF WAUKESHA AND TOWN OF BROOKFIELD (1.8 MI) 80098252200-16-71	HP	DETAIL COSTS	PE	--	--	--	--	--	EXEMPT	
				ROW	--	--	--	--	--		
				CONST	--	9,214.0	--	--	--		
				OTHER	--	--	--	--	--		
			TOTAL	--	9,214.0	--	--	--			
SOURCE OF FUNDS STP-0	LOCAL	--	--	--	--						
	STATE	--	1,842.8	--	--						
	FEDERAL	--	7,371.2	--	--						
	TOTAL	--	9,214.0	--	--						
290 (438)	GEOMETRIC IMPROVEMENTS AND INSTALLATION OF SIGNALS AT MAIN ST AND PILGRIM RD INTERSECTION AND RECONSTRUCTION OF PILGRIM RD FROM CLEVELAND AVE TO MEGAL DR IN WAUKESHA COUNTY 80099872782-12-70	HP	DETAIL COSTS	PE	--	--	--	--	--	EXEMPT	
				ROW	160.5	--	--	--	--		
				CONST	--	--	3,933.0	--	--		
				OTHER	--	--	--	--	--		
			TOTAL	160.5	--	3,933.0	--	--			
SOURCE OF FUNDS STP-0	LOCAL	--	--	--	--						
	STATE	160.5	--	786.6	--						
	FEDERAL	--	--	3,146.4	--						
	TOTAL	160.5	--	3,933.0	--						
291 (763)	RESURFACING OF USH 41 FROM THE MILWAUKEE COUNTY LINE TO THE WASHINGTON COUNTY LINE IN WAUKESHA COUNTY (3.66 MI) 80097091100-36-70	HP	DETAIL COSTS	PE	--	--	--	--	--	EXEMPT	
				ROW	--	--	50.0	--	--		
				CONST	--	--	--	--	1,963.5		
				OTHER	--	--	--	--	300.0		
			TOTAL	--	--	50.0	--	2,263.5			
SOURCE OF FUNDS	LOCAL	--	--	--	--						
	STATE	--	--	50.0	--						
	FEDERAL	--	--	--	--						
	TOTAL	--	--	50.0	--						
292 (764)	DECK REPLACEMENT OF THE PILGRIM RD BRIDGES (B67-0035 & B67-0198) 80097081100-37-70	HP	DETAIL COSTS	PE	--	--	--	--	--	EXEMPT	
				ROW	--	--	--	--	--		
				CONST	--	--	2,452.8	--	--		
				OTHER	--	--	300.0	--	--		
			TOTAL	--	--	2,752.8	--	--			
SOURCE OF FUNDS NHS	LOCAL	--	--	--	--						
	STATE	--	--	550.6	--						
	FEDERAL	--	--	2,202.2	--						
	TOTAL	--	--	2,752.8	--						
293 (700)	RESURFACING OF STH 16 FROM CTH P TO CTH KC & STH 190 TO IH 94 IN WAUKESHA COUNTY (9.0 MI) 80097401370-15-71	HP	DETAIL COSTS	PE	--	--	--	--	--	EXEMPT	
				ROW	--	--	--	--	--		
				CONST	--	--	8,800.0	--	--		
				OTHER	--	--	--	--	--		
			TOTAL	--	--	8,800.0	--	--			
SOURCE OF FUNDS STP-0	LOCAL	--	--	--	--						
	STATE	--	--	1,760.0	--						
	FEDERAL	--	--	7,040.0	--						
	TOTAL	--	--	8,800.0	--						
294 (415)	REHABILITATION OF STH 16 BRIDGES FROM IH-94 TO STH 67 80099521370-14-70	HP	DETAIL COSTS	PE	--	--	--	--	--	EXEMPT	
				ROW	--	--	--	--	--		
				CONST	--	9,570.0	--	--	--		
				OTHER	--	--	--	--	--		
			TOTAL	--	9,570.0	--	--	--			
SOURCE OF FUNDS STP-0	LOCAL	--	--	--	--						
	STATE	--	1,914.0	--	--						
	FEDERAL	--	7,656.0	--	--						
	TOTAL	--	9,570.0	--	--						
295 (416)	RESURFACING OF STH 36 FROM CTH Y TO STH 100 IN WAUKESHA COUNTY (7.42 MI) 80000062240-00-76	HP	DETAIL COSTS	PE	--	--	--	750.0	--	EXEMPT	
				ROW	--	--	--	--	--		
				CONST	--	--	--	--	6,325.0		
				OTHER	--	--	--	--	--		
			TOTAL	--	--	--	750.0	6,325.0			
SOURCE OF FUNDS NHS	LOCAL	--	--	--	--						
	STATE	--	--	--	150.0						
	FEDERAL	--	--	--	600.0						
	TOTAL	--	--	--	750.0						

**TRANSPORTATION IMPROVEMENT PROGRAM FOR THE MILWAUKEE TRANSPORTATION MANAGEMENT AREA --
WAUKESHA COUNTY 2013-2016**

PROJECT SPONSOR	PROJECT			ESTIMATED COSTS (\$1,000)							AIR QUAL STAT
	NO	DESCRIPTION / STATE ID	TYPE			2013	2014	2015	2016	REMAINING	
STATE OF WISCONSIN	296 (417)	RESURFACING OF STH 59 FROM OAKRIDGE DR TO CTH X IN WAUKESHA COUNTY (6.68 MI) 80098623110-05-70	HP	DETAIL COSTS	PE	--	--	--	--	--	EXEMPT
					ROW	--	--	--	--	--	
					CONST	2,973.0	--	--	--	--	
				SOURCE OF FUNDS STP-O	OTHER	--	--	--	--	--	
					TOTAL	2,973.0	--	--	--	--	
LOCAL STATE FEDERAL	594.6	--	--		--	--					
	2,378.4	--	--	--	--						
	TOTAL	2,973.0	--	--	--	--					
	297 (701)	CORRIDOR STUDY OF STH 59/164 FROM WAUKESHA COUNTY LINE TO MORELAND BLVD IN WAUKESHA COUNTY (23.3 MI) 80097382450-00-01	HP	DETAIL COSTS	PE	--	--	1,200.0	--	--	EXEMPT
					ROW	--	--	--	--	--	
					CONST	--	--	--	--	--	
				SOURCE OF FUNDS	OTHER	--	--	--	--	--	
					TOTAL	--	--	1,200.0	--	--	
LOCAL STATE FEDERAL	--	--	1,200.0		--	--					
	--	--	--	--	--						
	TOTAL	--	--	1,200.0	--	--					
	298	RESURFACING OF STH 67 FROM USH 18 TO CTH DR IN THE TOWN OF SUMMIT (2.9 MI) 80094763100-13-00	HP	DETAIL COSTS	PE	--	--	--	160.0	--	EXEMPT
					ROW	--	--	--	--	--	
					CONST	--	--	--	--	2,300.0	
				SOURCE OF FUNDS STP-O	OTHER	--	--	--	--	--	
					TOTAL	--	--	--	160.0	2,300.0	
LOCAL STATE FEDERAL	--	--	--		32.0						
	--	--	--	128.0							
	TOTAL	--	--	1,200.0	--	--					
	299 (702)	CORRIDOR STUDY OF STH 67 FROM STH 59 TO IH 94 IN WAUKESHA COUNTY (13.82 MI) 80097313100-00-03	HP	DETAIL COSTS	PE	--	750.0	--	--	--	EXEMPT
					ROW	--	--	--	--	--	
					CONST	--	--	--	--	--	
				SOURCE OF FUNDS	OTHER	--	--	--	--	--	
					TOTAL	--	750.0	--	--	--	
LOCAL STATE FEDERAL	--	750.0	--		--	--					
	--	--	--	--	--						
	TOTAL	--	750.0	--	--	--					
	300 (420)	REHABILITATION OF THE NORTHBOUND AND SOUTHBOUND STH 67 BRIDGE OVER IH-94 IN WAUKESHA COUNTY (B-67-0188) 80099861060-30-70	HP	DETAIL COSTS	PE	--	--	--	--	--	EXEMPT
					ROW	--	--	--	--	--	
					CONST	--	--	5,600.0	--	--	
				SOURCE OF FUNDS IH-M	OTHER	--	--	--	--	--	
					TOTAL	--	--	5,600.0	--	--	
LOCAL STATE FEDERAL	--	--	560.0		--	--					
	--	--	5,040.0	--	--						
	TOTAL	--	--	5,600.0	--	--					
	301	RESURFACING OF STH 83 FROM KILBOURNE RD TO N WAUKESHA COUNTY LINE (2.70 MI) 80094981330-29-00	HP	DETAIL COSTS	PE	--	--	--	95.0	--	EXEMPT
					ROW	--	--	--	--	--	
					CONST	--	--	--	--	1,095.0	
				SOURCE OF FUNDS STP-O	OTHER	--	--	--	--	--	
					TOTAL	--	--	--	95.0	1,095.0	
LOCAL STATE FEDERAL	--	--	--		19.0						
	--	--	--	76.0							
	TOTAL	--	--	95.0	--	--					
	302 (423)	RECONSTRUCTION OF THE STH 83 AND STH 16 INTERCHANGE TO ACCOMMODATE THE WIDENING OF STH 83 IN WAUKESHA COUNTY 80000471330-10-71	HP	DETAIL COSTS	PE	--	--	--	--	--	EXEMPT
					ROW	205.0	--	--	--	--	
					CONST	--	--	9,184.0	--	--	
				SOURCE OF FUNDS STP-O	OTHER	--	--	--	--	--	
					TOTAL	205.0	--	9,184.0	--	--	
LOCAL STATE FEDERAL	--	--	--		--	--					
	205.0	--	1,836.8	--	--						
	--	--	7,347.2	--	--						
TOTAL	205.0	--	9,184.0	--	--						
	303 (426)	RECONSTRUCTION OF THE INTERSECTION OF NORTHWEST HIGHWAY (STH 83) AND WOLF RUN IN THE VILLAGE OF MUKWONAGO 80097861330-05-00	HP	DETAIL COSTS	PE	--	--	--	--	--	EXEMPT
					ROW	--	--	500.0	--	--	
					CONST	--	--	--	--	2,081.5	
				SOURCE OF FUNDS	OTHER	--	--	--	--	--	
					TOTAL	--	--	500.0	--	2,081.5	
LOCAL STATE FEDERAL	--	--	--		--	--					
	--	--	500.0	--	--						
	--	--	--	--	--						
TOTAL	--	--	500.0	--	--						

**TRANSPORTATION IMPROVEMENT PROGRAM FOR THE MILWAUKEE TRANSPORTATION MANAGEMENT AREA --
WAUKESHA COUNTY 2013-2016**

PROJECT SPONSOR	PROJECT			ESTIMATED COSTS (\$1,000)							AIR QUAL STAT
	NO	DESCRIPTION / STATE ID	TYPE			2013	2014	2015	2016	REMAINING	
STATE OF WISCONSIN	304 (427)	RESURFACING OF STH 100 (MAIN ST) FROM USH 41/45 TO 124TH ST IN MENOMONEE FALLS (1.25 MI) 80098422320-10-70	HP	DETAIL COSTS	PE	--	--	--	--	--	EXEMPT
					ROW	--	--	--	--	--	
					CONST	3,015.6	--	--	--	--	
				SOURCE OF FUNDS	OTHER	--	--	--	--	--	
					TOTAL	3,015.6	--	--	--	--	
	305 (429)	REHABILITATION OF STH 164 FROM IH-43 TO EDGEWOOD AVE AND PAVEMENT REPLACEMENT FROM EDGEWOOD AVE TO HENNEBERRY AVE IN WAUKESHA COUNTY (2.80 MI) 80001162810-06-70	HP	DETAIL COSTS	PE	--	--	--	--	--	EXEMPT
					ROW	--	--	--	--	--	
					CONST	4,900.2	--	--	--	--	
				SOURCE OF FUNDS	OTHER	--	--	--	--	--	
					TOTAL	4,900.2	--	--	--	--	
	306 (430)	DRAINAGE IMPROVEMENT AND NEW CULVERT ON STH 164 (BIG BEND DR) 1.2 MILE SOUTH OF THE VILLAGE OF BIG BEND 80097722810-02-71	HP	DETAIL COSTS	PE	--	--	--	--	--	EXEMPT
					ROW	--	--	--	--	--	
					CONST	575.0	--	--	--	--	
				SOURCE OF FUNDS	OTHER	--	--	--	--	--	
					TOTAL	575.0	--	--	--	--	
	307 (430)	REPLACEMENT OF THE CAPITOL DR (STH 190) AND PILGRIM RD BRIDGE IN WAUKESHA COUNTY 80094772025-18-00	HP	DETAIL COSTS	PE	--	--	--	136.0	--	EXEMPT
					ROW	--	--	--	--	--	
					CONST	--	--	--	--	1,955.0	
				SOURCE OF FUNDS	OTHER	--	--	--	--	--	
					TOTAL	--	--	--	136.0	1,955.0	
	308 (432)	RESURFACING OF STH 190 FROM STH 16 TO STH 74 IN THE VILLAGE AND CITY OF PEWAUKEE (2.23 MI) 80000392025-13-70	HP	DETAIL COSTS	LOCAL	--	--	--	--	--	EXEMPT
					STATE	--	--	--	--	--	
					FEDERAL	--	--	--	--	--	
				SOURCE OF FUNDS	TOTAL	--	--	--	136.0	--	
					LOCAL	--	--	--	--	--	
	309 (433)	RESURFACING OF STH 190 FROM STH 74 TO BROOKFIELD RD IN WAUKESHA COUNTY 80000382025-14-71	HP	DETAIL COSTS	STATE	--	--	--	27.2	--	EXEMPT
					OTHER	--	--	--	108.8	--	
					TOTAL	--	--	--	136.0	--	
				SOURCE OF FUNDS	LOCAL	--	--	--	--	--	
					STATE	--	--	--	--	--	
	310 (434)	CONSTRUCTION OF THE WAUKESHA BYPASS WITH ADDITIONAL LANES FROM SUMMIT AVE TO GENESEE RD IN THE CITY AND TOWN OF WAUKESHA (3.80 MI) 80097812788-00-71	HI	DETAIL COSTS	FEDERAL	--	--	--	108.8	--	NON-EXEMPT
					OTHER	--	--	--	--	--	
					TOTAL	--	--	--	136.0	--	
				SOURCE OF FUNDS	LOCAL	--	--	--	--	--	
					STATE	--	--	--	--	--	
	311 (435)	RECONSTRUCTION WITH ADDITIONAL LANES OF SUMMIT AVE (STH 67) FROM CTH DR (DELAFIELD RD) TO SUMMIT AVE IN THE CITY OF OCONOMOWOC (2.49 MI) 80099263030-08-70	HI	DETAIL COSTS	FEDERAL	--	--	--	108.8	--	NON-EXEMPT
					OTHER	--	--	--	--	--	
					TOTAL	--	--	--	136.0	--	
				SOURCE OF FUNDS	LOCAL	--	--	--	--	--	
					STATE	--	--	--	--	--	

**TRANSPORTATION IMPROVEMENT PROGRAM FOR THE MILWAUKEE TRANSPORTATION MANAGEMENT AREA --
WAUKESHA COUNTY 2013-2016**

PROJECT SPONSOR	PROJECT			ESTIMATED COSTS (\$1,000)							AIR QUAL STAT
	NO	DESCRIPTION / STATE ID	TYPE			2013	2014	2015	2016	REMAINING	
STATE OF WISCONSIN	312 (436)	RECONSTRUCTION WITH ADDITIONAL LANES OF STH 83 FROM PERKINS RD TO GLACIER PASS (NORTH OF USH 18) IN THE VILLAGE OF WALES AND THE TOWN OF GENESEE (2.76 MI) 80000631330-18-70	HI	DETAIL COSTS	PE	--	--	--	--	--	NON-EXEMPT
					ROW	--	--	--	--	--	
					CONST	9,430.0	--	--	--	--	
				OTHER	--	--	--	--	--		
				TOTAL	9,430.0	--	--	--	--		
WISCONSIN DNR	313 (440)	CONSTRUCTION OF AN UNDERPASS FOR THE GLACIAL DRUMLIN STATE TRAIL AT CTH TT IN THE TOWN OF WAUKESHA 80100042715-05-70	EE	DETAIL COSTS	PE	--	--	--	--	--	EXEMPT
					ROW	--	--	--	--	--	
					CONST	--	--	278.1	--	--	
				OTHER	--	--	--	--	--		
				TOTAL	--	--	278.1	--	--		
WAUKESHA COUNTY	314 (441)	RESURFACING OF VARIOUS COUNTY TRUNK HIGHWAYS IN WAUKESHA COUNTY (69.00 MI) 7000406	HP	DETAIL COSTS	PE	--	--	--	--	--	EXEMPT
					ROW	--	--	--	--	--	
					CONST	1,000.0	2,750.0	3,000.0	3,000.0	3,000.0	
				OTHER	--	--	--	--	3,000.0		
				TOTAL	1,000.0	2,750.0	3,000.0	3,000.0	3,000.0		
	315 (442)	RECONSTRUCTION OF CTH C FROM MILL ST TO OAKWOOD DR IN THE CITY OF DELAFIELD (0.5 MI) 7000011	HP	DETAIL COSTS	PE	--	130.0	--	--	--	EXEMPT
					ROW	--	--	83.0	--	--	
					CONST	--	--	--	1,850.0	--	
				OTHER	--	--	--	--	--		
				TOTAL	--	130.0	83.0	1,850.0	--		
	316 (443)	REPLACEMENT OF CTH CW BRIDGE OVER ASHIPUN RIVER IN THE TOWN OF OCONOMOWOC (P-67-0046) 70099972949-00-70	HP	DETAIL COSTS	PE	--	--	--	--	--	EXEMPT
					ROW	--	--	--	--	--	
					CONST	--	667.0	--	--	--	
				OTHER	--	--	--	--	--		
				TOTAL	--	667.0	--	--	--		
	317 (444)	RECONSTRUCTION WITH TRAFFIC SIGNALS OF THE INTERSECTION OF CTH D (CLEVELAND AVE) AND CALHOUN RD IN THE CITY OF NEW BERLIN 7000003	HP	DETAIL COSTS	PE	--	--	--	--	--	EXEMPT
					ROW	--	--	--	--	--	
					CONST	590.0	--	--	--	--	
				OTHER	--	--	--	--	--		
				TOTAL	590.0	--	--	--	--		
	318	IMPROVEMENTS AT INTERSECTION OF CTH D (CLEVELAND AVE) AND SUNNY SLOPE RD IN THE CITY OF NEW BERLIN (0.2 MI) 7009986	HP	DETAIL COSTS	PE	--	--	--	--	--	EXEMPT
					ROW	--	--	--	--	--	
					CONST	450.0	--	--	--	--	
				OTHER	--	--	--	--	--		
				TOTAL	450.0	--	--	--	--		
	319 (445)	RECONSTRUCTION OF CTH E BRIDGE OVER THE OCONOMOWOC RIVER IN THE TOWN OF MERTON 7000023	HP	DETAIL COSTS	PE	--	--	--	--	--	EXEMPT
					ROW	--	--	--	--	--	
					CONST	149.0	--	--	--	--	
				OTHER	--	--	--	--	--		
				TOTAL	149.0	--	--	--	--		
				SOURCE OF FUNDS	LOCAL	149.0	--	--	--	--	
					STATE	--	--	--	--	--	
					FEDERAL	--	--	--	--	--	
				TOTAL	149.0	--	--	--	--		

**TRANSPORTATION IMPROVEMENT PROGRAM FOR THE MILWAUKEE TRANSPORTATION MANAGEMENT AREA --
WAUKESHA COUNTY 2013-2016**

PROJECT SPONSOR	PROJECT			ESTIMATED COSTS (\$1,000)							AIR QUAL STAT
	NO	DESCRIPTION / STATE ID	TYPE			2013	2014	2015	2016	REMAINING	
WAUKESHA COUNTY	320 (446)	REHABILITATION OF CTH ES (FOX ST) BRIDGE (B-67-0147) OVER THE FOX RIVER IN THE VILLAGE OF MUKWONAGO 7000008	HP	DETAIL COSTS	PE	150.0	--	--	--	--	EXEMPT
					ROW	--	--	--	--	--	
					CONST	--	--	--	--	878.0	
				SOURCE OF FUNDS	OTHER	--	--	--	--	--	
					TOTAL	150.0	--	--	--	878.0	
	321 (447)	RECONDITIONING OF REDFORD BLVD (CTH F) FROM BUSSE RD TO CAPITOL DR (STH 190) IN THE CITY OF PEWAUKEE (2.80 MI). 7000305 2370-03-03	HP	DETAIL COSTS	LOCAL	150.0	--	--	--	--	EXEMPT
					STATE	--	--	--	--	--	
					FEDERAL	--	--	--	--	--	
				SOURCE OF FUNDS	TOTAL	150.0	--	--	--	--	
					STP-M	LOCAL	--	--	--	--	
	322	REHABILITATION OF CTH I FROM CTH ES TO CTH O IN THE CITY OF NEW BERLIN (1.80 MI) 7009989	HP	DETAIL COSTS	STATE	--	--	293.0	--	--	EXEMPT
					FEDERAL	--	--	1,164.0	--	--	
					TOTAL	--	--	293.0	1,164.0	3,407.0	
				SOURCE OF FUNDS	LOCAL	--	--	293.0	1,164.0	--	
					STP-M	STATE	--	--	--	--	
	323	IMPROVEMENTS AT INTERSECTION OF CTH M (NORTH AVE) AND BROOKFIELD RD IN THE CITY OF BROOKFIELD 7009985	HP	DETAIL COSTS	FEDERAL	--	--	--	--	--	EXEMPT
					OTHER	--	--	--	--	--	
					TOTAL	--	--	293.0	1,164.0	3,407.0	
				SOURCE OF FUNDS	LOCAL	--	--	293.0	1,164.0	--	
					STP-M	STATE	--	--	--	--	
	324 (449)	REHABILITATION OF CTH NN FROM STH 83 TO CTH ES IN THE VILLAGE OF MUKWONAGO (1.1 MI) 7000009	HP	DETAIL COSTS	FEDERAL	288.0	--	--	--	--	EXEMPT
					OTHER	--	818.0	--	--	--	
					TOTAL	288.0	818.0	--	--	2,900.0	
				SOURCE OF FUNDS	LOCAL	288.0	818.0	--	--	--	
					STP-M	STATE	--	--	--	--	
	325 (450)	RECONSTRUCTION OF CTH O (MOORLAND RD) FROM COLLEGE AVE TO GRANGE AVE IN THE CITY OF NEW BERLIN (0.7 MI) 7000013	HP	DETAIL COSTS	FEDERAL	351.0	--	--	--	--	EXEMPT
					OTHER	--	65.0	--	--	--	
					TOTAL	351.0	65.0	--	--	4,284.0	
				SOURCE OF FUNDS	LOCAL	351.0	65.0	--	--	--	
					STP-M	STATE	--	--	--	--	
	326 (452)	REPLACEMENT OF THE CTH P (SAWYER RD) BRIDGE OVER THE BARK RIVER IN THE TOWN OF SUMMIT (B-67-0959) 7000006 2714-04-70	HP	DETAIL COSTS	FEDERAL	--	--	--	--	--	EXEMPT
					OTHER	--	709.0	--	--	--	
					TOTAL	--	709.0	--	--	--	
				SOURCE OF FUNDS	LOCAL	--	234.0	--	--	--	
					STP-M	STATE	--	--	--	--	
	327	REHABILITATION OF CTH Q BRIDGE OVER THE OCONOMOWOC RIVER IN THE TOWN OF MERTON 7009987	HP	DETAIL COSTS	FEDERAL	--	--	--	104.0	--	EXEMPT
					OTHER	--	--	--	--	20.0	
					TOTAL	--	--	--	104.0	492.0	
				SOURCE OF FUNDS	LOCAL	--	--	--	--	--	
					STP-M	STATE	--	--	--	--	
	328	RECONSTRUCTION OF CTH Q BRIDGE OVER THE OCONOMOWOC RIVER IN THE TOWN OF MERTON 7009987 2714-04-70	HP	DETAIL COSTS	FEDERAL	--	--	--	104.0	--	EXEMPT
					OTHER	--	--	--	--	20.0	
					TOTAL	--	--	--	104.0	512.0	
				SOURCE OF FUNDS	LOCAL	--	--	--	--	--	
					STP-M	STATE	--	--	--	--	

**TRANSPORTATION IMPROVEMENT PROGRAM FOR THE MILWAUKEE TRANSPORTATION MANAGEMENT AREA --
WAUKESHA COUNTY 2013-2016**

PROJECT SPONSOR	PROJECT			ESTIMATED COSTS (\$1,000)							AIR QUAL STAT
	NO	DESCRIPTION / STATE ID	TYPE			2013	2014	2015	2016	REMAINING	
WAUKESHA COUNTY	328 (455)	RECONSTRUCTION OF WEST WAUKESHA BYPASS WITH ADDITIONAL LANES FROM USH 18 TO NORTHVIEW RD IN THE TOWN AND CITY OF WAUKESHA (5.30 MI) 7009991 2788-02-00	HI	DETAIL COSTS	PE	--	--	--	--	--	NON-EXEMPT
					ROW	500.0	--	--	--	--	
					CONST	--	3,600.0	--	--	--	
				OTHER	--	50.0	--	--	--		
				TOTAL	500.0	3,650.0	--	--	--		
SOURCE OF FUNDS	STP-M	LOCAL	500.0	730.0	--	--	--				
		STATE	--	--	--	--	--				
		FEDERAL	--	2,920.0	--	--	--				
		TOTAL	500.0	3,650.0	--	--	--				
		329 (456)	RECONSTRUCTION WITH ADDITIONAL LANES OF JANESVILLE RD (CTH L) FROM RACINE AVE (CTH Y) TO MOORLAND RD (CTH O) IN THE CITY OF MUSKEGO (2.30 MI) 7000010 2380-00-73	HI	DETAIL COSTS	PE	--	--	--	--	--
ROW	--					--	--	--	--		
CONST	8,954.0					--	--	--	--		
OTHER	--				--	--	--	--			
TOTAL	8,954.0				--	--	--	--			
SOURCE OF FUNDS	STP-M	LOCAL	3,401.0	--	--	--	--				
		STATE	--	--	--	--	--				
		FEDERAL	5,553.0	--	--	--	--				
		TOTAL	8,954.0	--	--	--	--				
		330 (448)	RECONSTRUCTION WITH ADDITIONAL LANES OF CTH M (NORTH AVE) FROM CALHOUN RD TO PILGRIM RD IN THE CITY OF BROOKFIELD (1.0 MI) 7009988	HI	DETAIL COSTS	PE	--	--	--	550.0	--
ROW	--					--	--	--	--		
CONST	--					--	--	--	--		
OTHER	--				--	--	--	1,600.0			
TOTAL	--				--	--	550.0	8,140.0			
SOURCE OF FUNDS		LOCAL	--	--	--	550.0	--				
		STATE	--	--	--	--	--				
		FEDERAL	--	--	--	--	--				
		TOTAL	--	--	--	550.0	--				
		331 (448)	RECONSTRUCTION WITH ADDITIONAL LANES OF CTH M (NORTH AVE) FROM PILGRIM RD TO EAST COUNTY LINE IN THE CITY OF BROOKFIELD (2.0 MI) 7000012	HI	DETAIL COSTS	PE	--	890.0	--	--	--
ROW	--					--	2,400.0	400.0	--		
CONST	--					--	--	--	--		
OTHER	--				--	--	--	13,454.0			
TOTAL	--				890.0	2,400.0	400.0	13,454.0			
SOURCE OF FUNDS		LOCAL	--	890.0	2,400.0	400.0	--				
		STATE	--	--	--	--	--				
		FEDERAL	--	--	--	--	--				
		TOTAL	--	890.0	2,400.0	400.0	--				
		332 (458)	RECONSTRUCTION WITH ADDITIONAL LANES OF SILVER SPRING DR (CTH VV) FROM CTH Y (LANNON RD) TO JACKSON DR IN THE VILLAGE OF MENOMONEE FALLS (1.50 MI) 7000022 2753-06-01	HI	DETAIL COSTS	PE	--	--	--	--	--
ROW	10,181.0					--	--	--	--		
CONST	--					--	--	--	--		
OTHER	--				--	--	--	--			
TOTAL	10,181.0				--	--	--	--			
SOURCE OF FUNDS	STP-M	LOCAL	2,036.0	--	--	--	--				
		STATE	--	--	--	--	--				
		FEDERAL	8,145.0	--	--	--	--				
		TOTAL	10,181.0	--	--	--	--				
		333 ^k (460)	CAPITAL COSTS OF THIRD PARTY CONTRACTING FOR WAUKESHA COUNTY TRANSIT SERVICE 7000036	TP	DETAIL COSTS	PE	--	--	--	--	--
ROW	--					--	--	--	--		
CONST	--					--	--	--	--		
OTHER	650.0				669.5	689.6	710.3	--			
TOTAL	650.0				669.5	689.6	710.3	--			
SOURCE OF FUNDS	FTA 5307	LOCAL	130.0	133.9	137.9	142.1	--				
		STATE	--	--	--	--	--				
		FEDERAL	520.0	535.6	551.7	568.2	--				
		TOTAL	650.0	669.5	689.6	710.3	--				
		334 (461)	PROVIDE USER-SIDE SUBSIDY ADVANCE RESERVATION AND ELDERLY/DEMAND RESPONSIVE TRANSPORTATION SERVICES FOR ELDERLY & DISABLED PERSONS IN WAUKESHA COUNTY (SEC 85.21) 7000141	TP	DETAIL COSTS	PE	--	--	--	--	--
ROW	--					--	--	--	--		
CONST	--					--	--	--	--		
OTHER	948.0				948.0	948.0	948.0	--			
TOTAL	948.0				948.0	948.0	948.0	--			
SOURCE OF FUNDS		LOCAL	158.0	158.0	158.0	158.0	--				
		STATE	790.0	790.0	790.0	790.0	--				
		FEDERAL	--	--	--	--	--				
		TOTAL	948.0	948.0	948.0	948.0	--				
		335 (462)	ENHANCEMENT PROJECTS FOR WAUKESHA COUNTY TRANSIT WHICH MAY INCLUDE ENHANCED ACCESS FOR PERSONS WITH DISABILITIES OR BICYCLISTS AND PEDESTRIANS, LANDSCAPING, PUBLIC ART, OR HISTORIC PRESERVATION 7000027	TP	DETAIL COSTS	PE	--	--	--	--	--
ROW	--					--	--	--	--		
CONST	--					--	--	--	--		
OTHER	5.0				5.0	5.0	5.0	--			
TOTAL	5.0				5.0	5.0	5.0	--			
SOURCE OF FUNDS	FTA 5307	LOCAL	1.0	1.0	1.0	1.0	--				
		STATE	--	--	--	--	--				
		FEDERAL	4.0	4.0	4.0	4.0	--				
		TOTAL	5.0	5.0	5.0	5.0	--				

**TRANSPORTATION IMPROVEMENT PROGRAM FOR THE MILWAUKEE TRANSPORTATION MANAGEMENT AREA --
WAUKESHA COUNTY 2013-2016**

PROJECT SPONSOR	PROJECT			ESTIMATED COSTS (\$1,000)							AIR QUAL STAT
	NO	DESCRIPTION / STATE ID	TYPE			2013	2014	2015	2016	REMAINING	
WAUKESHA COUNTY	336	SAFETY IMPROVEMENTS ALONG CTH CW FROM AMBER LN TO 1000' E OF AMBER LN IN WAUKESHA COUNTY (0.20 MI)	HS	DETAIL COSTS	PE	--	--	--	--	--	EXEMPT
					ROW	--	--	--	--	--	
					CONST	--	360.0	--	--	--	
					OTHER	--	--	--	--	--	
				TOTAL	--	360.0	--	--	--		
SOURCE OF FUNDS HSIP	LOCAL	--	36.0	--	--	--	--	--			
	STATE	--	--	--	--	--	--	--			
	FEDERAL	--	324.0	--	--	--	--	--			
	TOTAL	--	360.0	--	--	--	--	--			
7009982	3947-05-71										
337	(796)	SAFETY IMPROVEMENTS AT THE INTERSECTIONS OF CTH JJ AND CTH J, AND CTH SR IN THE CITY OF PEWAUKEE	HS	DETAIL COSTS	PE	93.0	--	--	--	--	EXEMPT
					ROW	--	--	--	--	--	
					CONST	--	--	979.0	--	--	
					OTHER	--	--	--	--	--	
				TOTAL	93.0	--	979.0	--	--		
SOURCE OF FUNDS HSIP	LOCAL	9.3	--	97.9	--	--	--	--			
	STATE	--	--	--	--	--	--	--			
	FEDERAL	83.7	--	881.1	--	--	--	--			
	TOTAL	93.0	--	979.0	--	--	--	--			
7009990	2758-01-00										
338		CONSTRUCTION OF A PAVED TRAIL FROM FRAME PARK IN THE CITY OF WAUKESHA TO FOX BROOK PARK IN THE CITY OF BROOKFIELD ALONG AN ABANDONED RAIL CORRIDOR (5.5 MI)	EE	DETAIL COSTS	PE	--	150.0	--	--	--	EXEMPT
					ROW	--	--	--	--	--	
					CONST	--	--	600.0	850.0	--	
					OTHER	--	--	--	--	--	
				TOTAL	--	150.0	600.0	850.0	--		
SOURCE OF FUNDS	LOCAL	--	150.0	600.0	850.0	--	--	--			
	STATE	--	--	--	--	--	--	--			
	FEDERAL	--	--	--	--	--	--	--			
	TOTAL	--	150.0	600.0	850.0	--	--	--			
7009984											
339	(464)	WIDEN AND PAVE THE BUGLINE TRAIL LOCATED IN MENOMONEE FALLS, LANNON, SUSSEX, LISBON AND MERTON PROVIDING AN IMPROVED SURFACE, INCREASING ACCESSIBILITY, AND YEAR-ROUND AVAILABILITY (14.00 MI)	EE	DETAIL COSTS	PE	30.0	--	--	--	--	EXEMPT
					ROW	--	--	--	--	--	
					CONST	628.7	1,818.5	--	--	--	
					OTHER	--	--	--	--	--	
				TOTAL	658.7	1,818.5	--	--	--		
SOURCE OF FUNDS STP-E	LOCAL	30.0	327.7	--	--	--	--	--			
	STATE	125.7	371.3	--	--	--	--	--			
	FEDERAL	503.0	1,119.5	--	--	--	--	--			
	TOTAL	658.7	1,818.5	--	--	--	--	--			
7000016	2984-34-02										
340		CONSTRUCTION OF A PAVED SEGMENT OF THE LAKE COUNTRY TRAIL TO CONNECT THE EXISTING TRAIL AT ROOSEVELT PARK IN THE CITY OF OCONOMOWOC WEST TO THE JEFFERSON COUNTY LINE IN THE TOWN OF OCONOMOWOC (2.5 MI)	EE	DETAIL COSTS	PE	--	--	60.0	--	--	EXEMPT
					ROW	--	--	--	--	--	
					CONST	--	--	--	526.0	--	
					OTHER	--	--	--	--	--	
				TOTAL	--	--	60.0	526.0	--		
SOURCE OF FUNDS	LOCAL	--	--	60.0	526.0	--	--	--			
	STATE	--	--	--	--	--	--	--			
	FEDERAL	--	--	--	--	--	--	--			
	TOTAL	--	--	60.0	526.0	--	--	--			
7009983											
HARTLAND (VILLAGE)	341	PAVEMENT REPLACEMENT OF HARTBROOK DR FROM CTH E TO CTH KC IN THE VILLAGE OF HARTLAND (0.6 MI)	HP	DETAIL COSTS	PE	--	--	--	--	--	EXEMPT
					ROW	--	--	--	--	--	
					CONST	454.1	--	--	--	--	
					OTHER	--	--	--	--	--	
				TOTAL	454.1	--	--	--	--		
SOURCE OF FUNDS STP-M	LOCAL	224.1	--	--	--	--	--	--			
	STATE	--	--	--	--	--	--	--			
	FEDERAL	230.0	--	--	--	--	--	--			
	TOTAL	454.1	--	--	--	--	--	--			
7139999	2713-00-00										
342	(471)	RECONSTRUCTION OF PILGRIM RD FROM 300 FT SOUTH OF MAIN ST TO USH 41/45 AND THE CONSTRUCTION OF MEGAL CT FROM PILGRIM RD TO CUL DE SAC IN THE VILLAGE OF MENOMONEE FALLS (0.40 MI)	HP	DETAIL COSTS	PE	--	--	--	--	--	EXEMPT
					ROW	--	--	--	--	--	
					CONST	--	--	2,355.6	--	--	
					OTHER	--	--	--	--	--	
				TOTAL	--	--	2,355.6	--	--		
SOURCE OF FUNDS STP-M	LOCAL	--	--	430.1	--	--	--	--			
	STATE	--	--	205.0	--	--	--	--			
	FEDERAL	--	--	1,720.5	--	--	--	--			
	TOTAL	--	--	2,355.6	--	--	--	--			
7179999	2782-11-70										
343	(472)	RECONSTRUCTION OF COFFEE RD FROM W NATIONAL AVE TO S CALHOUN RD IN THE CITY OF NEW BERLIN (1.32 MI)	HP	DETAIL COSTS	PE	--	--	--	--	--	EXEMPT
					ROW	--	--	--	--	--	
					CONST	--	5,175.0	--	--	--	
					OTHER	--	--	--	--	--	
				TOTAL	--	5,175.0	--	--	--		
SOURCE OF FUNDS STP-M	LOCAL	--	1,479.0	--	--	--	--	--			
	STATE	--	--	--	--	--	--	--			
	FEDERAL	--	3,696.0	--	--	--	--	--			
	TOTAL	--	5,175.0	--	--	--	--	--			
7240000	2722-10-70										

**TRANSPORTATION IMPROVEMENT PROGRAM FOR THE MILWAUKEE TRANSPORTATION MANAGEMENT AREA --
WAUKESHA COUNTY 2013-2016**

PROJECT SPONSOR	PROJECT			ESTIMATED COSTS (\$1,000)							AIR QUAL STAT
	NO	DESCRIPTION / STATE ID	TYPE			2013	2014	2015	2016	REMAINING	
NEW BERLIN (CITY)	344 (473)	RECONSTRUCTION OF W LINCOLN AVE FROM S CALHOUN RD AND S MOORLAND RD (CTH O) (1.0 MI) 72499972722-11-70	HP	DETAIL COSTS	PE	--	--	--	--	--	EXEMPT
					ROW	--	--	--	--	--	
					CONST	--	5,577.5	--	--	--	
				OTHER	--	--	--	--	--		
				TOTAL	--	5,577.5	--	--	--		
OCONOMOWOC (CITY)	345 (475)	PAVEMENT REPLACEMENT OF SUMMIT AVE FROM 2ND ST TO THACKERY TRAIL IN THE CITY OF OCONOMOWOC (1.3 MI) 72699992718-00-04	HP	DETAIL COSTS	PE	--	--	--	--	--	EXEMPT
					ROW	--	--	--	--	--	
					CONST	--	1,673.0	--	--	--	
				OTHER	--	--	--	--	--		
				TOTAL	--	1,673.0	--	--	--		
OCONOMOWOC (TOWN)	346 (476)	RESURFACING OF W LAKE DR FROM CTH P TO ROAD B IN THE TOWN OF OCONOMOWOC (0.95 MI) 72700023853-00-72	HP	DETAIL COSTS	PE	--	--	--	--	--	EXEMPT
					ROW	--	--	--	--	--	
					CONST	--	--	494.5	--	--	
				OTHER	--	--	--	--	--		
				TOTAL	--	--	494.5	--	--		
PEWAUKEE (CITY)	347 (479)	CONSTRUCTION OF A BICYCLE/PEDESTRIAN PATH ON CTH J FROM CTH M TO GREEN RD IN THE CITY OF PEWAUKEE 73100011693-30-06	EE	DETAIL COSTS	PE	--	--	--	--	--	EXEMPT
					ROW	--	--	--	--	--	
					CONST	--	347.1	--	--	--	
				OTHER	--	--	--	--	--		
				TOTAL	--	347.1	--	--	--		
WAUKESHA (CITY)	348 (801)	ADDITIONAL RAIL SPUR LOCATED AT WELDALL MANUFACTURING FOR ECONOMIC DEVELOPMENT AND JOB CREATION IN THE CITY OF WAUKESHA 73711952718-02-70	HP	DETAIL COSTS	PE	--	--	--	--	--	EXEMPT
					ROW	--	--	--	--	--	
					CONST	650.0	--	--	--	--	
				OTHER	--	--	--	--	--		
				TOTAL	650.0	--	--	--	--		
WAUKESHA (CITY)	349 (480)	REHABILITATION OF CLINTON ST FROM WISCONSIN AVE TO BROADWAY IN THE CITY OF WAUKESHA (0.20 MI) 7379942	HP	DETAIL COSTS	PE	--	--	--	--	--	EXEMPT
					ROW	--	--	--	--	--	
					CONST	625.0	--	--	--	--	
				OTHER	--	--	--	--	--		
				TOTAL	625.0	--	--	--	--		
WAUKESHA (CITY)	350 (481)	RECONSTRUCTION OF S EAST AVE FROM WABASH AVE TO COLLEGE AVE (0.48 MI) 73799982718-11-70	HP	DETAIL COSTS	PE	--	--	--	--	--	EXEMPT
					ROW	--	--	--	--	--	
					CONST	2,050.0	--	--	--	--	
				OTHER	--	--	--	--	--		
				TOTAL	2,050.0	--	--	--	--		
WAUKESHA (CITY)	351 (482)	RECONSTRUCTION OF S EAST AVE FROM SUNSET DR TO WABASH AVE (0.53 MI) 73799942718-12-70	HP	DETAIL COSTS	PE	--	305.1	--	--	--	EXEMPT
					ROW	--	--	--	--	--	
					CONST	--	--	--	--	--	
				OTHER	--	--	--	--	2,601.0		
				TOTAL	--	305.1	--	--	2,601.0		
WAUKESHA (CITY)	351 (482)	RECONSTRUCTION OF S EAST AVE FROM SUNSET DR TO WABASH AVE (0.53 MI) 73799942718-12-70	HP	SOURCE OF FUNDS STP-M	LOCAL	--	61.0	--	--	--	EXEMPT
					STATE	--	--	--	--	--	
					FEDERAL	--	244.1	--	--	--	
				TOTAL	--	305.1	--	--	--		

**TRANSPORTATION IMPROVEMENT PROGRAM FOR THE MILWAUKEE TRANSPORTATION MANAGEMENT AREA --
WAUKESHA COUNTY 2013-2016**

PROJECT SPONSOR	PROJECT			ESTIMATED COSTS (\$1,000)							AIR QUAL STAT
	NO	DESCRIPTION / STATE ID	TYPE			2013	2014	2015	2016	REMAINING	
WAUKESHA (CITY)	352	RESURFACING OF S MORELAND BLVD FROM DOPP ST TO MADISON ST IN THE CITY OF WAUKESHA (0.3 MI) 7379911	HP	DETAIL COSTS	PE	--	--	--	--	--	EXEMPT
					ROW	--	--	--	--	--	
					CONST	135.0	--	--	--	--	
				OTHER	--	--	--	--	--		
				TOTAL	135.0	--	--	--	--		
353	RESURFACING OF N MORELAND BLVD FROM MADISON ST TO MICHIGAN AVE IN THE CITY OF WAUKESHA (0.2 MI) 7379912	HP	DETAIL COSTS	PE	--	--	--	--	--	EXEMPT	
				ROW	--	--	--	--	--		
				CONST	120.0	--	--	--	--		
			OTHER	--	--	--	--	--			
			TOTAL	120.0	--	--	--	--			
354	RESURFACING OF MADISON ST FROM GRANDVIEW BLVD TO UNIVERSITY DR IN THE CITY OF WAUKESHA (0.6 MI) 7379910	HP	DETAIL COSTS	PE	--	--	--	--	--	EXEMPT	
				ROW	--	--	--	--	--		
				CONST	--	--	475.0	--	--		
			OTHER	--	--	--	--	--			
			TOTAL	--	--	475.0	--	--			
355	RECONSTRUCTION OF NORTHVIEW RD FROM MEADOWBROOK RD TO PEBBLE VALLEY RD IN THE CITY OF WAUKESHA (1.35 MI) (489) 7370019	HP	DETAIL COSTS	PE	--	--	--	--	--	EXEMPT	
				ROW	--	--	--	--	--		
				CONST	--	1,100.0	1,100.0	1,100.0	--		
			OTHER	--	--	--	--	--			
			TOTAL	--	1,100.0	1,100.0	1,100.0	--			
356	RECONSTRUCTION OF W ST PAUL AVE FROM WISCONSIN AVE/ W NORTH ST TO MADISON ST IN THE CITY OF WAUKESHA (0.25 MI) (490) 7379949	HP	DETAIL COSTS	PE	--	--	--	--	--	EXEMPT	
				ROW	--	--	--	--	--		
				CONST	--	--	980.0	--	--		
			OTHER	--	--	--	--	--			
			TOTAL	--	--	980.0	--	--			
357	RESURFACING OF UNIVERSITY DRIVE FROM 150 FEET SOUTH OF GLENDON WAY TO NORTHVIEW RD IN THE CITY OF WAUKESHA (0.60 MI) (491) 7379925	HP	DETAIL COSTS	PE	--	--	--	--	--	EXEMPT	
				ROW	--	--	--	--	--		
				CONST	350.0	--	--	--	--		
			OTHER	--	--	--	--	--			
			TOTAL	350.0	--	--	--	--			
358	RECONSTRUCTION WITH ADDITIONAL LANES OF MEADOWBROOK RD (WEST WAUKESHA BYPASS) FROM NORTHVIEW RD TO ROLLING RIDGE DR IN THE CITY OF WAUKESHA (0.53 MI) (492) 7370015	HI	DETAIL COSTS	PE	--	--	--	--	--	NON-EXEMPT	
				ROW	--	--	--	--	--		
				CONST	--	2,000.0	--	--	--		
			OTHER	--	--	--	--	--			
			TOTAL	--	2,000.0	--	--	--			
359	OPERATING ASSISTANCE FOR THE WAUKESHA METRO AND WAUKESHA COUNTY TRANSIT SYSTEMS (493) 7370016	TP	DETAIL COSTS	PE	--	--	--	--	--	EXEMPT	
				ROW	--	--	--	--	--		
				CONST	--	--	--	--	--		
			OTHER	7,577.5	7,729.0	7,883.6	8,041.3	--			
			TOTAL	7,577.5	7,729.0	7,883.6	8,041.3	--			
SOURCE OF FUNDS	LOCAL	2,304.1	2,350.0	2,397.1	2,445.1	--					
	STATE	4,226.2	4,310.8	4,397.0	4,484.9	--					
	FEDERAL	1,047.2	1,068.2	1,089.5	1,111.3	--					
	TOTAL	7,577.5	7,729.0	7,883.6	8,041.3	--					
	FTA 5307										

**TRANSPORTATION IMPROVEMENT PROGRAM FOR THE MILWAUKEE TRANSPORTATION MANAGEMENT AREA --
WAUKESHA COUNTY 2013-2016**

PROJECT SPONSOR	PROJECT			ESTIMATED COSTS (\$1,000)							AIR QUAL STAT
	NO	DESCRIPTION / STATE ID	TYPE			2013	2014	2015	2016	REMAINING	
WAUKESHA (CITY)	360 (494)	CAPITAL MAINTENANCE FOR WAUKESHA METRO TRANSIT 7370020	TP	DETAIL COSTS	PE	--	--	--	--	--	EXEMPT
					ROW	--	--	--	--	--	
					CONST	--	--	--	--	--	
					OTHER	650.0	669.5	689.6	710.3	--	
				TOTAL	650.0	669.5	689.6	710.3	--		
				SOURCE OF FUNDS FTA 5307	LOCAL STATE	130.0	133.9	137.9	142.1		
					FEDERAL	520.0	535.6	551.7	568.2		
					TOTAL	650.0	669.5	689.6	710.3		
	361 (495)	AUTOMATED DATA PROCESSING SOFTWARE UPGRADES FOR WAUKESHA METRO TRANSIT (UPGRADE MAINTENANCE SOFTWARE) 7370025	TP	DETAIL COSTS	PE	--	--	--	--	--	EXEMPT
					ROW	--	--	--	--	--	
					CONST	--	--	--	--	--	
					OTHER	--	40.0	--	--	--	
				TOTAL	--	40.0	--	--	--		
				SOURCE OF FUNDS FTA 5307	LOCAL STATE	--	8.0	--	--		
					FEDERAL	--	--	--	--		
					FEDERAL	--	32.0	--	--		
					TOTAL	--	40.0	--	--		
	362 m (496)	REPLACEMENT OF 35 FOOT BUSES FOR WAUKESHA METRO TRANSIT (6 IN 2013, 7 IN 2016) 7370018	TP	DETAIL COSTS	PE	--	--	--	--	--	EXEMPT
					ROW	--	--	--	--	--	
					CONST	--	--	--	--	--	
					OTHER	2,460.0	--	3,136.0	--	--	
				TOTAL	2,460.0	--	3,136.0	--	--		
				SOURCE OF FUNDS FTA SGR	LOCAL STATE	418.2	--	533.1	--		
					FEDERAL	--	--	--	--		
					FEDERAL	2,041.8	--	2,602.9	--		
					TOTAL	2,460.0	--	3,136.0	--		
	363 (497)	REPLACE AND UPGRADE DOWNTOWN TRANSIT CENTER CAMERA SYSTEM. 7379992	TP	DETAIL COSTS	PE	--	--	--	--	--	EXEMPT
					ROW	--	--	--	--	--	
					CONST	--	--	--	--	--	
					OTHER	--	75.0	--	--	--	
				TOTAL	--	75.0	--	--	--		
				SOURCE OF FUNDS FTA 5307	LOCAL STATE	--	15.0	--	--		
					FEDERAL	--	--	--	--		
					FEDERAL	--	60.0	--	--		
					TOTAL	--	75.0	--	--		
	364 m (498)	BUS ENGINE AND TRANSMISSION REBUILDS FOR WAUKESHA METRO TRANSIT: 4 IN 2014, 3 IN 2015 7370026	TP	DETAIL COSTS	PE	--	--	--	--	--	EXEMPT
					ROW	--	--	--	--	--	
					CONST	--	--	--	--	--	
					OTHER	--	200.0	150.0	--	--	
				TOTAL	--	200.0	150.0	--	--		
				SOURCE OF FUNDS FTA SGR	LOCAL STATE	--	40.0	30.0	--		
					FEDERAL	--	--	--	--		
					FEDERAL	--	160.0	120.0	--		
					TOTAL	--	200.0	150.0	--		
	365 (499)	TIRE LEASE FOR THE WAUKESHA METRO TRANSIT SYSTEM 7370051	TP	DETAIL COSTS	PE	--	--	--	--	--	EXEMPT
					ROW	--	--	--	--	--	
					CONST	--	--	--	--	--	
					OTHER	35.0	36.0	36.0	37.0	--	
				TOTAL	35.0	36.0	36.0	37.0	--		
				SOURCE OF FUNDS FTA 5307	LOCAL STATE	7.0	7.2	7.2	7.4		
					FEDERAL	--	--	--	--		
					FEDERAL	28.0	28.8	28.8	29.6		
					TOTAL	35.0	36.0	36.0	37.0		
	366 (500)	ENHANCEMENT PROJECTS FOR WAUKESHA METRO TRANSIT WHICH MAY INCLUDE ENHANCED ACCESS FOR PERSONS WITH DISABILITIES OR BICYCLISTS AND PEDESTRIANS, LANDSCAPING, PUBLIC ART, OR HISTORIC PRESERVATION 7370039	TP	DETAIL COSTS	PE	--	--	--	--	--	EXEMPT
					ROW	--	--	--	--	--	
					CONST	--	--	--	--	--	
					OTHER	5.0	5.0	5.0	5.0	--	
				TOTAL	5.0	5.0	5.0	5.0	--		
				SOURCE OF FUNDS FTA 5307	LOCAL STATE	1.0	1.0	1.0	1.0		
					FEDERAL	--	--	--	--		
					FEDERAL	4.0	4.0	4.0	4.0		
					TOTAL	5.0	5.0	5.0	5.0		
	367 (502)	LOCAL MARKETING FOR WAUKESHA METRO TRANSIT SYSTEM 7379938	TP	DETAIL COSTS	PE	--	--	--	--	--	EXEMPT
					ROW	--	--	--	--	--	
					CONST	--	--	--	--	--	
					OTHER	55.0	27.5	27.5	27.5	--	
				TOTAL	55.0	27.5	27.5	27.5	--		
				SOURCE OF FUNDS CMAQ	LOCAL STATE	11.0	5.5	5.5	5.5		
					FEDERAL	--	--	--	--		
					FEDERAL	44.0	22.0	22.0	22.0		
					TOTAL	55.0	27.5	27.5	27.5		

**TRANSPORTATION IMPROVEMENT PROGRAM FOR THE MILWAUKEE TRANSPORTATION MANAGEMENT AREA --
WAUKESHA COUNTY 2013-2016**

PROJECT SPONSOR	PROJECT			ESTIMATED COSTS (\$1,000)							AIR QUAL STAT
	NO	DESCRIPTION / STATE ID	TYPE			2013	2014	2015	2016	REMAINING	
WAUKESHA (CITY)	368 (503)	REPLACEMENT OF ADP HARDWARE (ID CARD PRINTING SYSTEM) FOR WAUKESHA METRO TRANSIT SYSTEM 7379933	TP	DETAIL COSTS	PE	--	--	--	--	--	EXEMPT
					ROW	--	--	--	--	--	
					CONST	--	--	--	--	--	
					OTHER	8.5	--	--	--	60.0	
				TOTAL	8.5	--	--	--	60.0		
				SOURCE OF FUNDS FTA 5307	LOCAL	1.7	--	--	--		
STATE	--	--	--		--						
FEDERAL	6.8	--	--		--						
TOTAL	8.5	--	--		--						
	369 (504)	REPLACEMENT OF FLOOR SCRUBBER FOR WAUKESHA METRO TRANSIT SYSTEM 7379969	TP	DETAIL COSTS	PE	--	--	--	--	--	EXEMPT
					ROW	--	--	--	--	--	
					CONST	--	--	--	--	--	
					OTHER	12.0	--	--	--	--	
				TOTAL	12.0	--	--	--	--		
				SOURCE OF FUNDS FTA 5307	LOCAL	2.4	--	--	--		
STATE	--	--	--		--						
FEDERAL	9.6	--	--		--						
TOTAL	12.0	--	--		--						
	370 (506)	REPLACEMENT OF A/C RECLAIMER-RECYCLER FOR WAUKESHA METRO TRANSIT SYSTEM 7370036	TP	DETAIL COSTS	PE	--	--	--	--	--	EXEMPT
					ROW	--	--	--	--	--	
					CONST	--	--	--	--	--	
					OTHER	--	10.0	--	--	--	
				TOTAL	--	10.0	--	--	--		
				SOURCE OF FUNDS FTA 5307	LOCAL	--	2.0	--	--		
STATE	--	--	--		--						
FEDERAL	--	8.0	--		--						
TOTAL	--	10.0	--		--						
	371 (508)	REPLACEMENT OF SERVICE VEHICLE FOR WAUKESHA METRO TRANSIT SYSTEM 7370021	TP	DETAIL COSTS	PE	--	--	--	--	--	EXEMPT
					ROW	--	--	--	--	--	
					CONST	--	--	--	--	--	
					OTHER	25.0	--	--	--	--	
				TOTAL	25.0	--	--	--	--		
				SOURCE OF FUNDS FTA 5307	LOCAL	5.0	--	--	--		
STATE	--	--	--		--						
FEDERAL	20.0	--	--		--						
TOTAL	25.0	--	--		--						
	372 (509)	REPLACE OFFICE CARPET, CEILING TILES, AND WALLCOVERINGS FOR BUILDINGS AT WAUKESHA METRO SYSTEM 7379987	TP	DETAIL COSTS	PE	--	--	--	--	--	EXEMPT
					ROW	--	--	--	--	--	
					CONST	--	--	--	--	--	
					OTHER	40.0	--	--	--	--	
				TOTAL	40.0	--	--	--	--		
				SOURCE OF FUNDS FTA 5307	LOCAL	8.0	--	--	--		
STATE	--	--	--		--						
FEDERAL	32.0	--	--		--						
TOTAL	40.0	--	--		--						
	373 (513)	HVAC UPGRADES FOR BUILDINGS AT WAUKESHA METRO TRANSIT 7370035	TP	DETAIL COSTS	PE	--	--	--	--	--	EXEMPT
					ROW	--	--	--	--	--	
					CONST	--	--	--	--	--	
					OTHER	40.0	--	--	--	--	
				TOTAL	40.0	--	--	--	--		
				SOURCE OF FUNDS FED REC	LOCAL	8.0	--	--	--		
STATE	--	--	--		--						
FEDERAL	32.0	--	--		--						
TOTAL	40.0	--	--		--						
	374 ^m	SHOP EQUIPMENT SKIDSTEER FOR WAUKESHA METRO TRANSIT SYSTEM 7379915	TP	DETAIL COSTS	PE	--	--	--	--	--	EXEMPT
					ROW	--	--	--	--	--	
					CONST	--	--	--	--	--	
					OTHER	85.0	--	--	--	--	
				TOTAL	85.0	--	--	--	--		
				SOURCE OF FUNDS FTA SGR	LOCAL	17.0	--	--	--		
STATE	--	--	--		--						
FEDERAL	68.0	--	--		--						
TOTAL	85.0	--	--		--						
	375 ^m	REPLACE BATTERY BACK-UPS WITH GENERATOR AT DOWNTOWN TRANSIT CENTER 7379914	TP	DETAIL COSTS	PE	--	--	--	--	--	EXEMPT
					ROW	--	--	--	--	--	
					CONST	--	--	--	--	--	
					OTHER	40.0	--	--	--	--	
				TOTAL	40.0	--	--	--	--		
				SOURCE OF FUNDS FTA SGR	LOCAL	8.0	--	--	--		
STATE	--	--	--		--						
FEDERAL	32.0	--	--		--						
TOTAL	40.0	--	--		--						

**TRANSPORTATION IMPROVEMENT PROGRAM FOR THE MILWAUKEE TRANSPORTATION MANAGEMENT AREA --
WAUKESHA COUNTY 2013-2016**

PROJECT SPONSOR	PROJECT			ESTIMATED COSTS (\$1,000)							AIR QUAL STAT
	NO	DESCRIPTION / STATE ID	TYPE			2013	2014	2015	2016	REMAINING	
WAUKESHA (CITY)	376 m	REPLACE BACK-UP GENERATOR AT THE BADGER DR FACILITY IN WAUKESHA COUNTY 7379913	TP	DETAIL COSTS	PE	--	--	--	--	--	EXEMPT
					ROW	--	--	--	--	--	
					CONST	--	--	--	--	--	
					OTHER	--	30.0	--	--	--	
				TOTAL	--	30.0	--	--	--		
				SOURCE OF FUNDS	LOCAL	--	6.0	--	--		
				FTA SGR	STATE	--	--	--	--		
					FEDERAL	--	24.0	--	--		
					TOTAL	--	30.0	--	--		
(515)	377	REPLACEMENT OF INCANDESCENT TRAFFIC SIGNALS WITH L.E.D. SIGNAL HEADS AT VARIOUS LOCATIONS IN THE CITY OF WAUKESHA 7379995	HS	DETAIL COSTS	PE	--	--	--	--	--	EXEMPT
					ROW	--	--	--	--	--	
					CONST	250.0	--	--	--	--	
					OTHER	--	--	--	--	--	
				TOTAL	250.0	--	--	--	--		
				SOURCE OF FUNDS	LOCAL	25.0	--	--	--		
				HSIP	STATE	--	--	--	--		
					FEDERAL	225.0	--	--	--		
					TOTAL	250.0	--	--	--		
(516)	378	INSTALL PEDESTRIAN COUNTDOWN TIMERS AT 2 CONNECTING HIGHWAY INTERSECTIONS IN THE CITY OF WAUKESHA 7379917	HS	DETAIL COSTS	PE	--	--	--	--	--	EXEMPT
					ROW	--	--	--	--	--	
					CONST	10.0	--	--	--	--	
					OTHER	--	--	--	--	--	
				TOTAL	10.0	--	--	--	--		
				SOURCE OF FUNDS	LOCAL	1.0	--	--	--		
				HSIP	STATE	--	--	--	--		
					FEDERAL	9.0	--	--	--		
					TOTAL	10.0	--	--	--		
(517)	379	INSTALL PEDESTRIAN COUNTDOWN TIMERS AT 18 LOCAL INTERSECTIONS IN THE CITY OF WAUKESHA 7379916	HS	DETAIL COSTS	PE	--	--	--	--	--	EXEMPT
					ROW	--	--	--	--	--	
					CONST	75.0	--	--	--	--	
					OTHER	--	--	--	--	--	
				TOTAL	75.0	--	--	--	--		
				SOURCE OF FUNDS	LOCAL	7.5	--	--	--		
				HSIP	STATE	--	--	--	--		
					FEDERAL	67.5	--	--	--		
					TOTAL	75.0	--	--	--		
(518)	380	INSTALLATION OF TRAFFIC SIGNAL INTERCONNECTION SYSTEM IN THE CENTRAL BUSINESS DISTRICT IN THE CITY OF WAUKESHA 7379996	EE	DETAIL COSTS	PE	--	--	--	--	--	EXEMPT
					ROW	--	--	--	--	--	
					CONST	222.6	--	--	--	--	
					OTHER	--	--	--	--	--	
				TOTAL	222.6	--	--	--	--		
				SOURCE OF FUNDS	LOCAL	44.5	--	--	--		
				CMAQ	STATE	--	--	--	--		
					FEDERAL	178.1	--	--	--		
					TOTAL	222.6	--	--	--		

**TRANSPORTATION IMPROVEMENT PROGRAM FOR THE KENOSHA, RACINE, WALWORTH TRANSPORTATION
MANAGEMENT AREA -- KENOSHA COUNTY 2013-2016**

PROJECT SPONSOR	PROJECT			ESTIMATED COSTS (\$1,000)							AIR QUAL STAT
	NO	DESCRIPTION / STATE ID	TYPE			2013	2014	2015	2016	REMAINING	
STATE OF WISCONSIN	381 (797)	RESURFACING OF THE PLEASANT PRAIRIE WELCOME CENTER IN THE VILLAGE OF PLEASANT PRAIRIE 80096953738-08-70	HP	DETAIL COSTS	PE	--	--	--	--	--	EXEMPT
					ROW	--	--	--	--	--	
					CONST	575.0	--	--	--	--	
				SOURCE OF FUNDS	OTHER	--	--	--	--	--	
					TOTAL	575.0	--	--	--	--	
382 (703)	CORRIDOR STUDY OF USH 45 FROM STATE LINE TO STH 50 IN KENOSHA COUNTY (5.47 MI) 80097293200-00-01	HP	DETAIL COSTS		PE	--	150.0	--	--	--	EXEMPT
				ROW	--	--	--	--	--		
				CONST	--	--	--	--	--		
			SOURCE OF FUNDS	OTHER	--	--	--	--	--		
TOTAL	--	150.0		--	--	--					
LOCAL	--	--		--	--	--					
383 (523)	RECONSTRUCTION OF THE INTERSECTION OF USH 45 AND CTH K IN THE VILLAGE OF BRISTOL AND TOWN OF PARIS 80000033200-01-73	HP	DETAIL COSTS	PE	--	--	--	--	--	EXEMPT	
				ROW	350.0	--	--	--	--		
				CONST	--	--	--	1,391.0	--		
			SOURCE OF FUNDS	OTHER	--	--	--	--	--		
TOTAL	350.0	--		--	1,391.0	--					
LOCAL	--	--		--	--	--					
384 (524)	RESURFACING OF USH 45 FROM THE ILLINOIS STATE LINE TO STH 50 IN KENOSHA COUNTY (5.50 MI) 80001173200-02-73	HP	DETAIL COSTS	PE	--	--	--	--	--	EXEMPT	
				ROW	--	--	--	--	--		
				CONST	--	--	--	7,728.0	--		
			SOURCE OF FUNDS	OTHER	--	--	--	--	--		
TOTAL	--	--		--	7,728.0	--					
LOCAL	--	--		--	--	--					
385 (704)	CORRIDOR STUDY OF STH 31 FROM STATE LINE TO RACINE COUNTY LINE IN KENOSHA COUNTY (12.33 MI) 80097283340-00-05	HP	DETAIL COSTS	PE	--	--	250.0	--	--	EXEMPT	
				ROW	--	--	--	--	--		
				CONST	--	--	--	--	--		
			SOURCE OF FUNDS	OTHER	--	--	--	--	--		
TOTAL	--	--		250.0	--	--					
LOCAL	--	--		250.0	--	--					
386 (530)	RESURFACING OF STH 50 (75TH STREET) FROM 256TH AVENUE TO 236TH AVENUE IN THE VILLAGE OF PADDOCK LAKE 80098541310-04-70	HP	DETAIL COSTS	PE	--	--	--	--	--	EXEMPT	
				ROW	535.0	--	--	--	--		
				CONST	--	--	--	--	3,304.0		
			SOURCE OF FUNDS	OTHER	--	--	--	--	--		
TOTAL	535.0	--		--	--	3,304.0					
LOCAL	--	--		--	--	--					
387	RESURFACING OF STH 158 FROM STH 31 TO 6TH AVE IN THE CITY OF KENOSHA (3.2 MI) 80094863220-03-02	HP	DETAIL COSTS	PE	--	--	--	--	--	EXEMPT	
				ROW	--	--	--	--	--		
				CONST	--	1,610.0	--	--	--		
			SOURCE OF FUNDS	OTHER	--	--	--	--	--		
TOTAL	--	1,610.0		--	--	--					
LOCAL	--	--		--	--	--					
388	RESURFACING OF STH 158 FROM IH 94 TO STH 31 IN KENOSHA COUNTY (3.6 MI) 80094783220-03-01	HP	DETAIL COSTS	PE	--	--	--	--	--	EXEMPT	
				ROW	--	--	--	--	--		
				CONST	--	1,495.0	--	--	--		
			SOURCE OF FUNDS	OTHER	--	--	--	--	--		
TOTAL	--	1,495.0		--	--	--					
LOCAL	--	--		--	--	--					

**TRANSPORTATION IMPROVEMENT PROGRAM FOR THE KENOSHA, RACINE, WALWORTH TRANSPORTATION
MANAGEMENT AREA -- KENOSHA COUNTY 2013-2016**

PROJECT SPONSOR	PROJECT			ESTIMATED COSTS (\$1,000)							AIR QUAL STAT
	NO	DESCRIPTION / STATE ID	TYPE			2013	2014	2015	2016	REMAINING	
STATE OF WISCONSIN	389 (532)	RECONSTRUCTION OF 52ND ST (STH 158) FROM STH 31 TO 6TH AVE IN THE CITY OF KENOSHA (3.21 MI) 8000253 3220-02-72	HP	DETAIL COSTS	PE	--	--	--	50.0	--	EXEMPT
					ROW	--	--	--	--	110.0	
					CONST	--	--	--	--	42,560.0	
					OTHER	--	--	--	--	--	
				TOTAL	--	--	--	50.0	42,670.0		
				SOURCE OF FUNDS NHS	LOCAL	--	--	--	--	--	
STATE	--	--	--		10.0	--					
FEDERAL	--	--	--		40.0	--					
TOTAL	--	--	--	50.0	--						
	390 (536)	RESURFACING OF STH 165 (104TH ST) FROM IH 94 TO STH 31 IN THE VILLAGE OF PLEASANT PRAIRIE (3.1 MI) 8009794 3738-06-31	HP	DETAIL COSTS	PE	--	--	--	--	--	EXEMPT
					ROW	--	--	--	--	--	
					CONST	--	2,875.0	--	--	--	
					OTHER	--	--	--	--	--	
				TOTAL	--	2,875.0	--	--	--		
				SOURCE OF FUNDS STP-0	LOCAL	--	--	--	--	--	
STATE	--	575.0	--		--	--					
FEDERAL	--	2,300.0	--		--	--					
TOTAL	--	2,875.0	--	--	--						
	391 (538)	RECONSTRUCTION WITH ADDITIONAL TRAFFIC LANES OF STH 50 (75TH ST) FROM IH 94 TO 43RD AVE IN THE CITY OF KENOSHA AND VILLAGE OF PLEASANT PRAIRIE (4.45 MI) 8001026 1310-10-70	HI	DETAIL COSTS	PE	--	--	--	--	--	NON-EXEMPT
					ROW	--	6,000.0	--	--	--	
					CONST	--	--	--	--	71,688.0	
					OTHER	--	--	--	--	--	
				TOTAL	--	6,000.0	--	--	71,688.0		
				SOURCE OF FUNDS	LOCAL	--	--	--	--	--	
STATE	--	6,000.0	--		--	--					
FEDERAL	--	--	--		--	--					
TOTAL	--	6,000.0	--	--	--						
	392 (540)	ELDERLY/DISABLED TRANSPORTATION SEC 5310 KENOSHA ACHIEVEMENT CENTER, 1 MINI-VAN, 1 MINI-BUS, ALL ACCESSIBLE 8000621	TP	DETAIL COSTS	PE	--	--	--	--	--	EXEMPT
					ROW	--	--	--	--	--	
					CONST	--	--	--	--	--	
					OTHER	82.6	82.6	--	--	--	
				TOTAL	82.6	82.6	--	--	--		
				SOURCE OF FUNDS FTA 5310	LOCAL	16.5	16.5	--	--	--	
STATE	--	--	--		--	--					
FEDERAL	66.1	66.1	--		--	--					
TOTAL	82.6	82.6	--	--	--						
KENOSHA COUNTY	393 (765)	RECONSTRUCTION OF CTH C FROM CTH KD TO CTH W IN THE TOWN OF RANDALL AND VILLAGE OF TWIN LAKES (1.77 MI) 1009969 3736-00-72	HP	DETAIL COSTS	PE	--	--	--	--	--	EXEMPT
					ROW	--	--	--	--	--	
					CONST	--	--	3,400.0	--	--	
					OTHER	--	--	--	--	--	
				TOTAL	--	--	3,400.0	--	--		
				SOURCE OF FUNDS STP-0	LOCAL	--	--	716.2	--	--	
STATE	--	--	--		--	--					
FEDERAL	--	--	2,683.8		--	--					
TOTAL	--	--	3,400.0	--	--						
	394 (705)	REPLACEMENT OF CTH E BRIDGE OVER PIKE RIVER IN KENOSHA COUNTY (B30-0670) 1009970 3766-00-70	HP	DETAIL COSTS	PE	--	--	--	--	--	EXEMPT
					ROW	--	--	--	--	--	
					CONST	--	450.0	--	--	--	
					OTHER	--	--	--	--	--	
				TOTAL	--	450.0	--	--	--		
				SOURCE OF FUNDS BRP	LOCAL	--	90.0	--	--	--	
STATE	--	--	--		--	--					
FEDERAL	--	360.0	--		--	--					
TOTAL	--	450.0	--	--	--						
	395 (766)	RECONSTRUCTION OF CTH W FROM CTH F TO CTH FR IN THE TOWN OF SALEM (1.55 MI) 1009968 3751-00-70	HP	DETAIL COSTS	PE	--	--	--	--	--	EXEMPT
					ROW	--	--	--	--	--	
					CONST	--	--	874.0	--	--	
					OTHER	--	--	--	--	--	
				TOTAL	--	--	874.0	--	--		
				SOURCE OF FUNDS STP-0	LOCAL	--	--	175.1	--	--	
STATE	--	--	--		--	--					
FEDERAL	--	--	698.9		--	--					
TOTAL	--	--	874.0	--	--						
	396 (545)	RECONSTRUCTION WITH ADDITIONAL LANES OF CTH K (60TH ST) FROM CTH H (88TH AVE) TO UP RAILROAD IN KENOSHA COUNTY (0.92 MI) 1009996	HI	DETAIL COSTS	PE	--	--	--	--	--	NON-EXEMPT
					ROW	--	--	--	--	--	
					CONST	3,700.0	--	--	--	--	
					OTHER	--	--	--	--	--	
				TOTAL	3,700.0	--	--	--	--		
				SOURCE OF FUNDS	LOCAL	3,700.0	--	--	--	--	
STATE	--	--	--		--	--					
FEDERAL	--	--	--		--	--					
TOTAL	3,700.0	--	--	--	--						

**TRANSPORTATION IMPROVEMENT PROGRAM FOR THE KENOSHA, RACINE, WALWORTH TRANSPORTATION
MANAGEMENT AREA -- KENOSHA COUNTY 2013-2016**

PROJECT SPONSOR	PROJECT			ESTIMATED COSTS (\$1,000)							AIR QUAL STAT	
	NO	DESCRIPTION / STATE ID	TYPE			2013	2014	2015	2016	REMAINING		
KENOSHA COUNTY	397 (547)	PROVISION OF SPECIALIZED DEMAND RESPONSIVE TRANSPORTATION SERVICES FOR ELDERLY/DISABLED IN NON-URBANIZED KENOSHA COUNTY (SEC 85.21)	TP	DETAIL COSTS	PE	--	--	--	--	--	EXEMPT	
					ROW	--	--	--	--	--		
					CONST	--	--	--	--	--		
					OTHER	125.4	129.1	133.0	137.0	--		
				TOTAL	125.4	129.1	133.0	137.0	--			
SOURCE OF FUNDS	LOCAL	25.1	25.8	26.6	27.4							
	STATE	100.3	103.3	106.4	109.6							
	FEDERAL	--	--	--	--							
	TOTAL	125.4	129.1	133.0	137.0							
1000004												
	398 (547)	PURCHASE OF ONE REPLACEMENT BUS IN EACH OF THE YEARS 2013, 2015, AND 2017	TP	DETAIL COSTS	PE	--	--	--	--	--	EXEMPT	
					ROW	--	--	--	--	--		
					CONST	--	--	--	--	--		
					OTHER	52.7	--	54.3	--	55.9		
TOTAL				52.7	--	54.3	--	55.9				
SOURCE OF FUNDS	LOCAL	10.5	--	10.9	--							
	STATE	42.2	--	43.4	--							
	FEDERAL	--	--	--	--							
	TOTAL	52.7	--	54.3	--							
1009966												
	399 (550)	WIDEN SHOULDERS TO ACCOMMODATE THE INSTALLATION OF BIKE LANES ON CTH H FROM STH 50 TO THE ILLINOIS STATE LINE IN KENOSHA COUNTY (5.0 MI)	EE	DETAIL COSTS	PE	--	--	--	--	--	EXEMPT	
					ROW	--	--	--	--	--		
					CONST	1,149.6	--	--	--	--		
					OTHER	--	--	--	--	--		
TOTAL				1,149.6	--	--	--	--				
SOURCE OF FUNDS	LOCAL	229.9	--	--	--							
	STATE	919.7	--	--	--							
	FEDERAL	--	--	--	--							
	TOTAL	1,149.6	--	--	--							
1000006 3724-00-02												
	400 (551)	CONSTRUCTION OF A PARK-RIDE LOT AT STH 165 AND CTH H IN KENOSHA COUNTY	EE	DETAIL COSTS	PE	13.6	--	--	--	--	EXEMPT	
					ROW	--	--	--	--	--		
					CONST	--	--	126.0	--	--		
					OTHER	--	--	--	--	--		
TOTAL				13.6	--	126.0	--	--				
SOURCE OF FUNDS CMAQ	LOCAL	2.7	--	25.2	--							
	STATE	--	--	--	--							
	FEDERAL	10.9	--	100.8	--							
	TOTAL	13.6	--	126.0	--							
1009975 1693-35-75												
	KENOSHA (CITY)	401 ⁿ (553)	OPERATING ASSISTANCE FOR THE CITY OF KENOSHA TRANSIT SYSTEM	TP	DETAIL COSTS	PE	--	--	--	--	EXEMPT	
						ROW	--	--	--	--		--
						CONST	--	--	--	--		--
						OTHER	7,228.0	7,372.5	7,741.1	8,128.2		--
TOTAL					7,228.0	7,372.5	7,741.1	8,128.2	--			
SOURCE OF FUNDS FTA 5307	LOCAL	2,385.2	2,432.9	2,554.6	2,682.3							
	STATE	2,023.9	2,064.4	3,019.0	3,170.0							
	FEDERAL	2,818.9	2,875.2	2,167.5	2,275.9							
	TOTAL	7,228.0	7,372.5	7,741.1	8,128.2							
1030005												
	402 ^m	GARAGE PAYOFF AND FACILITY MAINTENANCE	TP	DETAIL COSTS	PE	--	--	--	--	--	EXEMPT	
					ROW	--	--	--	--	--		
					CONST	--	--	--	--	--		
					OTHER	500.0	--	--	--	--		
TOTAL				500.0	--	--	--	--				
SOURCE OF FUNDS FTA SGR	LOCAL	100.0	--	--	--							
	STATE	--	--	--	--							
	FEDERAL	400.0	--	--	--							
	TOTAL	500.0	--	--	--							
1039973												
	403 ^m (555)	PURCHASE OF 20 REPLACEMENT BUSES FOR THE CITY OF KENOSHA TRANSIT SYSTEM (5 BUSES PER YEAR)	TP	DETAIL COSTS	PE	--	--	--	--	--	EXEMPT	
					ROW	--	--	--	--	--		
					CONST	--	--	--	--	--		
					OTHER	2,738.3	2,875.2	3,019.0	3,170.0	--		
TOTAL				2,738.3	2,875.2	3,019.0	3,170.0	--				
SOURCE OF FUNDS FTA SGR	LOCAL	492.9	517.5	543.4	570.6							
	STATE	--	--	--	--							
	FEDERAL	2,245.4	2,357.7	2,475.6	2,599.4							
	TOTAL	2,738.3	2,875.2	3,019.0	3,170.0							
1030021												
	404 ^m (556)	REPLACEMENT OF THE RADIO SYSTEM AT THE CITY OF KENOSHA TRANSIT FACILITY	TP	DETAIL COSTS	PE	--	--	--	--	--	EXEMPT	
					ROW	--	--	--	--	--		
					CONST	--	--	--	--	--		
					OTHER	9.0	--	--	--	--		
TOTAL				9.0	--	--	--	--				
SOURCE OF FUNDS FTA SGR	LOCAL	1.8	--	--	--							
	STATE	--	--	--	--							
	FEDERAL	7.2	--	--	--							
	TOTAL	9.0	--	--	--							
1030001												

**TRANSPORTATION IMPROVEMENT PROGRAM FOR THE KENOSHA, RACINE, WALWORTH TRANSPORTATION
MANAGEMENT AREA -- KENOSHA COUNTY 2013-2016**

PROJECT SPONSOR	PROJECT			ESTIMATED COSTS (\$1,000)							AIR QUAL STAT
	NO	DESCRIPTION / STATE ID	TYPE			2013	2014	2015	2016	REMAINING	
KENOSHA (CITY)	405 ° (559)	ENGINEERING AND DESIGN FOR THE EXPANSION OF STREETCAR SERVICE IN THE CITY OF KENOSHA 1030000	TE	DETAIL COSTS	PE	1,400.0	--	--	--	--	EXEMPT
					ROW	--	--	--	--		
					CONST	--	--	--	--		
				OTHER	--	--	--	--			
				TOTAL	1,400.0	--	--	--	--		
SOURCE OF FUNDS FTA 5309	LOCAL	280.0	--	--	--	--					
	STATE	--	--	--	--						
	FEDERAL	1,120.0	--	--	--						
TOTAL	1,400.0	--	--	--	--						
	406 ° (560)	EXPANSION OF ELECTRIC STREETCAR SERVICE IN THE CITY OF KENOSHA 1030004	TE	DETAIL COSTS	PE	--	--	--	--	--	EXEMPT
					ROW	--	--	--	--		
					CONST	4,630.5	4,862.0	--	--	--	
				OTHER	--	--	--	--	--		
				TOTAL	4,630.5	4,862.0	--	--	--		
SOURCE OF FUNDS FTA 5309	LOCAL	926.1	922.4	--	--	--					
	STATE	--	--	--	--	--					
	FEDERAL	3,704.4	3,939.6	--	--	--					
TOTAL	4,630.5	4,862.0	--	--	--						
	407 (561)	EXPANSION OF ELECTRIC STREETCAR SYSTEM IN THE CITY OF KENOSHA-DOWNTOWN LINE EXTENSION 1039999 1693-42-70	TE	DETAIL COSTS	PE	1,000.0	--	--	--	--	EXEMPT
					ROW	--	--	--	--		
					CONST	9,257.8	--	--	--	--	
				OTHER	--	--	--	--	--		
				TOTAL	10,257.8	--	--	--	--		
SOURCE OF FUNDS CMAQ	LOCAL	2,051.6	--	--	--	--					
	STATE	--	--	--	--	--					
	FEDERAL	8,206.2	--	--	--	--					
TOTAL	10,257.8	--	--	--	--						
	408 (563)	CONSTRUCTION OF OFF-ROAD BICYCLE PATHS (1.4 MI) AND 17.9 MILES OF ON-ROAD BICYCLE ROUTES AT VARIOUS LOCATIONS IN THE CITY OF KENOSHA 1039995 1693-45-70	EE	DETAIL COSTS	PE	--	--	--	--	--	EXEMPT
					ROW	--	--	--	--		
					CONST	--	227.9	--	--	--	
				OTHER	--	--	--	--	--		
				TOTAL	--	227.9	--	--	--		
SOURCE OF FUNDS CMAQ	LOCAL	--	50.0	--	--	--					
	STATE	--	--	--	--	--					
	FEDERAL	--	177.9	--	--	--					
TOTAL	--	227.9	--	--	--						
	409 (564)	CONSTRUCTION OF NEW SECTIONS OF A 10-FT WIDTH ASPHALT BICYCLE ROUTE INCLUDING A TRANSIT CENTER SECTION AND A NASH PARK-INDIAN TRAILS SECTION (9.83 MI) 1037020 1693-30-78	EE	DETAIL COSTS	PE	--	--	--	--	--	EXEMPT
					ROW	--	--	--	--		
					CONST	368.1	--	--	--	--	
				OTHER	--	--	--	--	--		
				TOTAL	368.1	--	--	--	--		
SOURCE OF FUNDS CMAQ	LOCAL	87.8	--	--	--	--					
	STATE	--	--	--	--	--					
	FEDERAL	280.3	--	--	--	--					
TOTAL	368.1	--	--	--	--						
PADDOCK LAKE (VILLAGE)	410 (566)	CONSTRUCTION OF A MULTI-USE PATH ALONG STH 83 FROM THE CENTRAL HIGH SCHOOL WEST ENTRANCE TO STH 50 IN THE VILLAGE OF PADDOCK LAKE (0.47 MI) 1040001 1330-00-04	EE	DETAIL COSTS	PE	--	--	--	--	--	EXEMPT
					ROW	--	--	--	--		
					CONST	--	379.7	--	--	--	
				OTHER	--	--	--	--	--		
				TOTAL	--	379.7	--	--	--		
SOURCE OF FUNDS STP-E	LOCAL	--	75.9	--	--	--					
	STATE	--	--	--	--	--					
	FEDERAL	--	303.8	--	--	--					
TOTAL	--	379.7	--	--	--						
PLEASANT PRAIRIE (VILLAGE)	411 (767)	RECONSTRUCTION OF 39TH AVE FROM STH 165 TO 97TH ST IN THE VILLAGE OF PLEASANT PRAIRIE (0.60 MI) 1069993 3729-00-04	HP	DETAIL COSTS	PE	--	--	--	--	--	EXEMPT
					ROW	--	--	--	--		
					CONST	--	--	2,190.2	--	--	
				OTHER	--	--	--	--	--		
				TOTAL	--	--	2,190.2	--	--		
SOURCE OF FUNDS STP-O	LOCAL	--	--	670.6	--	--					
	STATE	--	--	--	--	--					
	FEDERAL	--	--	1,519.6	--	--					
TOTAL	--	--	2,190.2	--	--						
	412 (567)	RECONSTRUCTION OF 93RD ST FROM 63RD AVE TO SPRINGBROOK RD IN THE VILLAGE OF PLEASANT PRAIRIE (2.1 MI) 1069996	HP	DETAIL COSTS	PE	--	--	--	--	--	EXEMPT
					ROW	--	--	--	--		
					CONST	--	--	--	3,321.0	--	
				OTHER	--	--	--	--	--		
				TOTAL	--	--	--	3,321.0	--		
SOURCE OF FUNDS	LOCAL	--	--	--	3,321.0	--					
	STATE	--	--	--	--	--					
	FEDERAL	--	--	--	--	--					
TOTAL	--	--	--	3,321.0	--						

**TRANSPORTATION IMPROVEMENT PROGRAM FOR THE KENOSHA, RACINE, WALWORTH TRANSPORTATION
MANAGEMENT AREA -- KENOSHA COUNTY 2013-2016**

PROJECT SPONSOR	PROJECT			ESTIMATED COSTS (\$1,000)							AIR QUAL STAT
	NO	DESCRIPTION / STATE ID	TYPE			2013	2014	2015	2016	REMAINING	
PLEASANT PRAIRIE (VILLAGE)	413 (568)	RECONSTRUCTION OF 116TH ST FROM 39TH AVE TO SHERIDAN RD (STH 32) IN THE VILLAGE OF PLEASANT PRAIRIE (1.6 MI) 1069997	HP	DETAIL COSTS	PE	--	--	--	--	--	EXEMPT
					ROW	--	--	--	--	--	
					CONST	--	--	--	3,200.0	--	
					OTHER	--	--	--	--	--	
				TOTAL	--	--	--	3,200.0	--		
				SOURCE OF FUNDS	LOCAL	--	--	--	3,200.0		
STATE	--	--	--		--						
FEDERAL	--	--	--		--						
TOTAL	--	--	--	3,200.0							
	414 (569)	RECONSTRUCTION OF 116TH ST FROM OLD GREEN BAY RD (STH 31) TO 39TH AVE IN THE VILLAGE OF PLEASANT PRAIRIE (1.8 MI) 1069994	HP	DETAIL COSTS	PE	--	--	--	--	--	EXEMPT
					ROW	--	--	--	--	--	
					CONST	--	--	--	2,600.0	--	
					OTHER	--	--	--	--	--	
				TOTAL	--	--	--	2,600.0	--		
				SOURCE OF FUNDS	LOCAL	--	--	--	2,600.0		
STATE	--	--	--		--						
FEDERAL	--	--	--		--						
TOTAL	--	--	--	2,600.0							

**TRANSPORTATION IMPROVEMENT PROGRAM FOR THE KENOSHA, RACINE, WALWORTH TRANSPORTATION
MANAGEMENT AREA – RACINE COUNTY 2013-2016**

PROJECT SPONSOR	PROJECT			ESTIMATED COSTS (\$1,000)							AIR QUAL STAT
	NO	DESCRIPTION / STATE ID	TYPE			2013	2014	2015	2016	REMAINING	
STATE OF WISCONSIN	415 (572)	RECONSTRUCTION OF USH 45 FROM 7TH AVE TO STH 20 IN RACINE COUNTY (3.5 MI) 80099682430-06-70	HP	DETAIL COSTS	PE	--	--	--	--	--	EXEMPT
					ROW	--	--	--	--	--	
					CONST	--	--	--	7,958.0	--	
					OTHER	--	--	--	--	--	
				TOTAL	--	--	--	7,958.0	--		
SOURCE OF FUNDS STP-0	LOCAL	--	--	--	20.0						
	STATE	--	--	--	1,572.0						
	FEDERAL	--	--	--	6,366.0						
	TOTAL	--	--	--	7,958.0						
	416 (706)	CORRIDOR STUDY OF STH 11 FROM CTH W TO IH 94 IN RACINE COUNTY (16.33 MI) 80097371320-00-01	HP	DETAIL COSTS	PE	--	1,000.0	--	--	--	EXEMPT
					ROW	--	--	--	--	--	
					CONST	--	--	--	--	--	
					OTHER	--	--	--	--	--	
				TOTAL	--	1,000.0	--	--	--		
SOURCE OF FUNDS	LOCAL	--	--	--	--						
	STATE	--	1,000.0	--	--						
	FEDERAL	--	--	--	--						
	TOTAL	--	1,000.0	--	--						
	417 (575)	REPLACEMENT OF THE UP RAILWAY BRIDGE OVER STH 11 (DURAND AVE) AT EAST LIMITS OF THE VILLAGE OF STURTEVANT (B-51-0644) 80098991320-07-11	HP	DETAIL COSTS	PE	--	--	--	--	--	EXEMPT
					ROW	--	113.2	--	--	--	
					CONST	--	--	--	--	6,213.6	
					OTHER	--	--	--	--	--	
				TOTAL	--	113.2	--	--	6,213.6		
SOURCE OF FUNDS	LOCAL	--	--	--	--						
	STATE	--	113.2	--	--						
	FEDERAL	--	--	--	--						
	TOTAL	--	113.2	--	--						
	418 (707)	CORRIDOR STUDY OF STH 11 FROM CTH H TO STH 31 AND STH 31 FROM STH 11 TO STH 38 IN RACINE COUNTY (7.2 MI) 80097322390-00-02	HP	DETAIL COSTS	PE	--	350.0	--	--	--	EXEMPT
					ROW	--	--	--	--	--	
					CONST	--	--	--	--	--	
					OTHER	--	--	--	--	--	
				TOTAL	--	350.0	--	--	--		
SOURCE OF FUNDS	LOCAL	--	--	--	--						
	STATE	--	350.0	--	--						
	FEDERAL	--	--	--	--						
	TOTAL	--	350.0	--	--						
	419 (803)	CRACK REPAIR AND SEALING ALONG STH 11 FROM STH 31 TO KENTUCKY ST IN RACINE COUNTY (1.27 MI) 80096931320-18-69	HP	DETAIL COSTS	PE	--	--	--	--	--	EXEMPT
					ROW	--	--	--	--	--	
					CONST	150.0	--	--	--	--	
					OTHER	--	--	--	--	--	
				TOTAL	150.0	--	--	--	--		
SOURCE OF FUNDS	LOCAL	--	--	--	--						
	STATE	150.0	--	--	--						
	FEDERAL	--	--	--	--						
	TOTAL	150.0	--	--	--						
	420 	RAILROAD CROSSING UPGRADE ON STH 20 AT THE WISCONSIN CENTRAL R/R (ID 698 874J) IN THE TOWN OF WATERFORD 80094832698-05-50	HP	DETAIL COSTS	PE	--	--	--	--	--	EXEMPT
					ROW	--	--	--	--	--	
					CONST	--	--	--	--	--	
					OTHER	120.0	--	--	--	--	
				TOTAL	120.0	--	--	--	--		
SOURCE OF FUNDS	LOCAL	18.0	--	--	--						
	STATE	102.0	--	--	--						
	FEDERAL	--	--	--	--						
	TOTAL	120.0	--	--	--						
	421 P (581)	RESURFACING OF STH 20 (WASHINGTON AVE) FROM CTH H TO 90TH ST IN THE VILLAGE OF STURTEVANT (0.5 MI) 80000042250-00-75	HP	DETAIL COSTS	PE	--	--	--	--	--	EXEMPT
					ROW	--	--	--	--	--	
					CONST	--	3,275.0	--	--	--	
					OTHER	--	--	--	--	--	
				TOTAL	--	3,275.0	--	--	--		
SOURCE OF FUNDS COMB	LOCAL	--	--	--	--						
	STATE	--	569.0	--	--						
	FEDERAL	--	2,706.0	--	--						
	TOTAL	--	3,275.0	--	--						
	422 (582)	RECONSTRUCTION OF MAIN ST/1ST ST (STH 20) FROM NORTHWEST HIGHWAY (STH 83) TO MILWAUKEE AVE (STH 36) IN THE VILLAGE OF WATERFORD (2.1 MI) 80099032250-12-70	HP	DETAIL COSTS	PE	--	--	--	--	--	EXEMPT
					ROW	--	535.0	--	--	--	
					CONST	--	--	--	--	8,745.0	
					OTHER	--	--	--	--	--	
				TOTAL	--	535.0	--	--	8,745.0		
SOURCE OF FUNDS	LOCAL	--	--	--	--						
	STATE	--	535.0	--	--						
	FEDERAL	--	--	--	--						
	TOTAL	--	535.0	--	--						

**TRANSPORTATION IMPROVEMENT PROGRAM FOR THE KENOSHA, RACINE, WALWORTH TRANSPORTATION
MANAGEMENT AREA – RACINE COUNTY 2013-2016**

PROJECT SPONSOR	PROJECT			ESTIMATED COSTS (\$1,000)							AIR QUAL STAT
	NO	DESCRIPTION / STATE ID	TYPE			2013	2014	2015	2016	REMAINING	
STATE OF WISCONSIN	423 (588)	RECONSTRUCTION OF STH 32 (HAMILTON ST AND DOUGLAS AVE) FROM MAIN ST TO GOOLD ST IN THE CITY OF RACINE (1.19 MI) 80010282350-00-70	HP	DETAIL COSTS	PE	--	--	--	--	--	EXEMPT
					ROW	--	1,605.0	--	--	--	
					CONST	--	--	--	7,494.3	--	
				OTHER	--	--	--	--	--		
				TOTAL	--	1,605.0	--	7,494.3	--		
SOURCE OF FUNDS STP-O	LOCAL	--	--	--	3,899.4	--					
	STATE	--	1,605.0	--	--	--					
	FEDERAL	--	--	--	3,594.9	--					
TOTAL	--	1,605.0	--	7,494.3	--						
	424	RESURFACING OF STH 38 FROM CTH MM TO CTH K IN RACINE COUNTY (2.4 MI) 80094872290-22-00	HP	DETAIL COSTS	PE	--	--	--	675.0	--	EXEMPT
					ROW	--	--	--	--	3,105.0	
					CONST	--	--	--	--	--	
				OTHER	--	--	--	--	--		
				TOTAL	--	--	--	675.0	3,105.0		
SOURCE OF FUNDS NHS	LOCAL	--	--	--	--	--					
	STATE	--	--	--	135.0	--					
	FEDERAL	--	--	--	540.0	--					
TOTAL	--	--	--	675.0	--						
	425	INSTALLATION OF GUARDRAILS AT THE INTERSECTION OF STH 38 (NORTHWESTERN AVE) AND CTH MM IN THE CITY OF RACINE 80094792290-21-60	HP	DETAIL COSTS	PE	--	--	--	--	--	EXEMPT
					ROW	--	--	--	--	--	
					CONST	--	115.0	--	--	--	
				OTHER	--	--	--	--	--		
				TOTAL	--	115.0	--	--	--		
SOURCE OF FUNDS NHS	LOCAL	--	--	--	--	--					
	STATE	--	23.0	--	--	--					
	FEDERAL	--	92.0	--	--	--					
TOTAL	--	115.0	--	--	--						
	426 (590)	RECONSTRUCTION OF NORTHWESTERN AVE (STH 38) FROM GOLF AVE TO MEMORIAL DR IN THE CITY OF RACINE (1.30 MI) 80099132290-17-70	HP	DETAIL COSTS	PE	--	--	--	--	--	EXEMPT
					ROW	856.0	--	--	--	--	
					CONST	--	8,450.1	--	--	--	
				OTHER	--	--	--	--	--		
				TOTAL	856.0	8,450.1	--	--	--		
SOURCE OF FUNDS STP-O	LOCAL	--	750.7	--	--	--					
	STATE	856.0	973.9	--	--	--					
	FEDERAL	--	6,725.5	--	--	--					
TOTAL	856.0	8,450.1	--	--	--						
	427 (708)	CORRIDOR STUDY OF STH 83 FROM KENOSHA COUNTY LINE TO THE BURLINGTON BYPASS IN RACINE COUNTY (16.35 MI) 80097361330-00-01	HP	DETAIL COSTS	PE	--	--	100.0	--	--	EXEMPT
					ROW	--	--	--	--	--	
					CONST	--	--	--	--	--	
				OTHER	--	--	--	--	--		
				TOTAL	--	--	100.0	--	--		
SOURCE OF FUNDS	LOCAL	--	--	--	--	--					
	STATE	--	--	100.0	--	--					
	FEDERAL	--	--	--	--	--					
TOTAL	--	--	100.0	--	--						
	428 (594)	RECONSTRUCTION OF STH 164 (BIG BEND RD) FROM STH 36 TO THE RACINE/WAUKESHA COUNTY LINE (5.00 MI) 80001022810-04-00	HP	DETAIL COSTS	PE	--	--	--	--	--	EXEMPT
					ROW	--	--	--	--	--	
					CONST	9,769.0	--	--	--	--	
				OTHER	--	--	--	--	--		
				TOTAL	9,769.0	--	--	--	--		
SOURCE OF FUNDS STP-O	LOCAL	--	--	--	--	--					
	STATE	1,953.8	--	--	--	--					
	FEDERAL	7,815.2	--	--	--	--					
TOTAL	9,769.0	--	--	--	--						
	429 (735)	RECONSTRUCTION AND REALIGNMENT WITH ADDITIONAL TRAFFIC LANES OF STH 38 FROM CTH K TO OAKWOOD RD IN RACINE AND MILWAUKEE COUNTIES (8.90 MILES) 80097192290-20-00	HI	DETAIL COSTS	PE	2,000.0	5,000.0	--	--	--	NON-EXEMPT
					ROW	--	31,650.0	--	--	--	
					CONST	--	--	--	--	80,000.0	
				OTHER	--	--	--	--	--		
				TOTAL	2,000.0	36,650.0	--	--	80,000.0		
SOURCE OF FUNDS	LOCAL	--	--	--	--	--					
	STATE	2,000.0	36,650.0	--	--	--					
	FEDERAL	--	--	--	--	--					
TOTAL	2,000.0	36,650.0	--	--	--						
	430 (598)	IMPROVEMENTS TO THE INTERSECTION OF STH 20 AND STH 75 IN RACINE COUNTY (0.16 MI) 80002602340-09-70	HS	DETAIL COSTS	PE	--	--	--	--	--	EXEMPT
					ROW	--	--	--	--	--	
					CONST	--	1,778.0	--	--	--	
				OTHER	--	--	--	--	--		
				TOTAL	--	1,778.0	--	--	--		
SOURCE OF FUNDS HSIP	LOCAL	--	--	--	--	--					
	STATE	--	878.0	--	--	--					
	FEDERAL	--	900.0	--	--	--					
TOTAL	--	1,778.0	--	--	--						

**TRANSPORTATION IMPROVEMENT PROGRAM FOR THE KENOSHA, RACINE, WALWORTH TRANSPORTATION
MANAGEMENT AREA – RACINE COUNTY 2013-2016**

PROJECT SPONSOR	PROJECT			ESTIMATED COSTS (\$1,000)							AIR QUAL STAT
	NO	DESCRIPTION / STATE ID	TYPE			2013	2014	2015	2016	REMAINING	
STATE OF WISCONSIN	431 (595)	SURFACE REPAIR ON THE CANADIAN PACIFIC RAILROAD - HIGHSPEED RAIL AT CTH C IN THE VILLAGE OF STURTEVANT 80097821009-99-30	HS	DETAIL COSTS	PE	--	--	--	--	--	EXEMPT
					ROW	--	--	--	--	--	
					CONST	--	--	--	123.5	--	
					OTHER	--	--	--	--	--	
				TOTAL	--	--	--	123.5	--		
SOURCE OF FUNDS HSR	LOCAL	--	--	--	24.7	--	--	--	--		
	STATE	--	--	--	--	--	--	--	--		
	FEDERAL	--	--	--	--	--	98.8	--	--		
	TOTAL	--	--	--	--	--	123.5	--	--		
RACINE COUNTY	432 (600)	RECONSTRUCTION WITH ADDITIONAL LANES OF CTH C FROM AIRLINE RD TO SUNNYSLOPE DR IN THE VILLAGE OF MOUNT PLEASANT (0.7 MI) 30099982806-09-70	HI	DETAIL COSTS	PE	--	--	--	--	--	NON-EXEMPT
					ROW	--	--	--	--	--	
					CONST	2,460.0	--	--	--	--	
					OTHER	--	--	--	--	--	
				TOTAL	2,460.0	--	--	--	--		
SOURCE OF FUNDS STP-O	LOCAL	540.0	--	--	--	--	--	--	--		
	STATE	--	--	--	--	--	--	--	--		
	FEDERAL	1,920.0	--	--	--	--	--	--	--		
	TOTAL	2,460.0	--	--	--	--	--	--	--		
	433 (601)	PROVISION OF SPECIALIZED DEMAND RESPONSIVE TRANSPORTATION SERVICES FOR ELDERLY & DISABLED PEOPLE IN RURAL RACINE COUNTY (SEC 85.21) 3000002	TP	DETAIL COSTS	PE	--	--	--	--	--	EXEMPT
					ROW	--	--	--	--	--	
					CONST	--	--	--	--	--	
					OTHER	517.9	517.9	517.9	517.9	--	
				TOTAL	517.9	517.9	517.9	517.9	--		
SOURCE OF FUNDS	LOCAL	86.3	86.3	86.3	86.3	--	--	--	--		
	STATE	431.6	431.6	431.6	431.6	--	--	--	--		
	FEDERAL	--	--	--	--	--	--	--	--		
	TOTAL	517.9	517.9	517.9	517.9	--	--	--	--		
	434 (602)	DESIGN AND CONSTRUCTION OF MRK TRAIL EXTENSION AND BRIDGE FROM 6 MILE RD TO 7 MILE RD AND OVER UPRR (0.70 MI) 30070001693-35-70	EE	DETAIL COSTS	PE	--	--	--	--	--	EXEMPT
					ROW	--	--	--	--	--	
					CONST	--	--	1,486.1	--	--	
					OTHER	52.5	--	--	--	--	
				TOTAL	52.5	--	1,486.1	--	--		
SOURCE OF FUNDS CMAQ	LOCAL	12.5	--	382.1	--	--	--	--	--		
	STATE	--	--	--	--	--	--	--	--		
	FEDERAL	40.0	--	1,104.0	--	--	--	--	--		
	TOTAL	52.5	--	1,486.1	--	--	--	--	--		
BURLINGTON (CITY)	435 (607)	CONSTRUCTION OF A BICYCLE/PEDESTRIAN FACILITY ON BROWNS LAKE DR (CTH W) FROM STH 11 TO BEAR ARBOR DR IN THE CITY OF BURLINGTON (0.90 MI) 30100001693-31-72	EE	DETAIL COSTS	PE	--	--	--	--	--	EXEMPT
					ROW	--	--	--	--	--	
					CONST	--	187.4	--	--	--	
					OTHER	--	--	--	--	--	
				TOTAL	--	187.4	--	--	--		
SOURCE OF FUNDS CMAQ	LOCAL	--	37.5	--	--	--	--	--	--		
	STATE	--	--	--	--	--	--	--	--		
	FEDERAL	--	149.9	--	--	--	--	--	--		
	TOTAL	--	187.4	--	--	--	--	--	--		
MOUNT PLEASANT (VILLAGE)	436 (608)	CONSTRUCTION OF A 10 FT WIDE ASPHALT TRAIL FROM MARINER DR TO STH 20, PAVING OF AN EXISTING PATH FROM STH 20 TO PIKE RIVER PATHWAY, AND INSTALL OF BIKE LANES ON OAKES RD AND ON SOUTHERN FRONTAGE RD 30699981693-34-74	EE	DETAIL COSTS	PE	--	--	--	--	--	EXEMPT
					ROW	--	--	--	--	--	
					CONST	201.8	--	--	--	--	
					OTHER	--	--	--	--	--	
				TOTAL	201.8	--	--	--	--		
SOURCE OF FUNDS CMAQ	LOCAL	40.4	--	--	--	--	--	--	--		
	STATE	--	--	--	--	--	--	--	--		
	FEDERAL	161.4	--	--	--	--	--	--	--		
	TOTAL	201.8	--	--	--	--	--	--	--		
NORWAY (TOWN)	437 (609)	REPLACEMENT OF MALCHINE RD BRIDGE OVER WIND LAKE DRAINAGE CANAL IN TOWN OF NORWAY (B-51-11) 30899992699-02-70	OH	DETAIL COSTS	PE	--	--	--	--	--	EXEMPT
					ROW	--	--	--	--	--	
					CONST	--	185.0	--	--	--	
					OTHER	--	--	--	--	--	
				TOTAL	--	185.0	--	--	--		
SOURCE OF FUNDS BRP	LOCAL	--	37.0	--	--	--	--	--	--		
	STATE	--	--	--	--	--	--	--	--		
	FEDERAL	--	148.0	--	--	--	--	--	--		
	TOTAL	--	185.0	--	--	--	--	--	--		
RACINE (CITY)	438 (610)	RECONSTRUCTION OF OHIO ST FROM 16TH ST TO STH 20 (WASHINGTON AVE) IN THE CITY OF RACINE 31099742704-00-03	HP	DETAIL COSTS	PE	--	--	--	--	--	EXEMPT
					ROW	--	150.0	--	--	--	
					CONST	--	1,740.0	--	--	--	
					OTHER	--	--	--	--	--	
				TOTAL	--	1,890.0	--	--	--		
SOURCE OF FUNDS STP-O	LOCAL	--	458.0	--	--	--	--	--	--		
	STATE	--	--	--	--	--	--	--	--		
	FEDERAL	--	1,432.0	--	--	--	--	--	--		
	TOTAL	--	1,890.0	--	--	--	--	--	--		

**TRANSPORTATION IMPROVEMENT PROGRAM FOR THE KENOSHA, RACINE, WALWORTH TRANSPORTATION
MANAGEMENT AREA -- RACINE COUNTY 2013-2016**

PROJECT SPONSOR	PROJECT			ESTIMATED COSTS (\$1,000)							AIR QUAL STAT
	NO	DESCRIPTION / STATE ID	TYPE			2013	2014	2015	2016	REMAINING	
RACINE (CITY)	439 (612)	LOCAL MARKETING FOR THE BELLE URBAN SYSTEM IN THE CITY OF RACINE 3109970	TP	DETAIL COSTS	PE	--	--	--	--	--	EXEMPT
					ROW	--	--	--	--	--	
					CONST	--	--	--	--	--	
					OTHER	--	100.0	100.0	100.0	--	
				TOTAL	--	100.0	100.0	100.0	--		
				SOURCE OF FUNDS CMAQ	LOCAL STATE	--	20.0	20.0	20.0		
FEDERAL	--	80.0	80.0		80.0						
TOTAL	--	100.0	100.0		100.0						
	440 (613)	OPERATING ASSISTANCE FOR THE CITY OF RACINE TRANSIT SYSTEM 3100121	TP	DETAIL COSTS	PE	--	--	--	--	--	EXEMPT
					ROW	--	--	--	--	--	
					CONST	--	--	--	--	--	
					OTHER	6,779.2	6,934.2	7,092.4	7,254.0	--	
				TOTAL	6,779.2	6,934.2	7,092.4	7,254.0	--		
				SOURCE OF FUNDS FTA 5307	LOCAL STATE	2,056.3	2,046.0	2,106.5	2,168.4		
FEDERAL	2,184.6	2,206.5	2,228.5		2,250.8						
TOTAL	2,538.3	2,681.7	2,757.4		2,834.8						
	6,779.2	6,934.2	7,092.4		7,254.0						
	441 ^m	CONSTRUCTION OF A SATELLITE TRANSFER CENTER AT THE REGENCY MALL IN THE CITY OF RACINE 3109959	TP	DETAIL COSTS	PE	--	--	--	--	--	EXEMPT
					ROW	--	--	--	--	--	
					CONST	90.0	--	--	--	--	
					OTHER	--	--	--	--	--	
				TOTAL	90.0	--	--	--	--		
				SOURCE OF FUNDS FTA SGR	LOCAL STATE	18.0	--	--	--		
FEDERAL	--	--	--		--						
TOTAL	72.0	--	--		--						
	90.0	--	--		--						
	442	PURCHASE OF 10 CNG PARATRANSIT VEHICLES TO REPLACE 7 EXISTING VEHICLES 3109958	TP	DETAIL COSTS	PE	--	--	--	--	--	EXEMPT
					ROW	--	--	--	--	--	
					CONST	--	--	--	--	--	
					OTHER	--	1,000.0	--	--	--	
				TOTAL	--	1,000.0	--	--	--		
				SOURCE OF FUNDS FTA 5307	LOCAL STATE	--	200.0	--	--		
FEDERAL	--	--	--		--						
TOTAL	--	800.0	--		--						
	--	1,000.0	--		--						
	443 ^m (620)	PURCHASE REPLACEMENT PORTABLE STEAM CLEANER FOR MAINTENANCE USE REPLACES 2002 PURCHASED MODEL FOR THE CITY OF RACINE TRANSIT SYSTEM 3100011	TP	DETAIL COSTS	PE	--	--	--	--	--	EXEMPT
					ROW	--	--	--	--	--	
					CONST	--	--	--	--	--	
					OTHER	20.0	--	--	--	--	
				TOTAL	20.0	--	--	--	--		
				SOURCE OF FUNDS FTA SGR	LOCAL STATE	4.0	--	--	--		
FEDERAL	--	--	--		--						
TOTAL	16.0	--	--		--						
	20.0	--	--		--						
	444 ^m (621)	REPLACEMENT OF BUS FUELING SYSTEM PUMPS AND METERS AT THE CITY TRANSIT GARAGE 3100119	TP	DETAIL COSTS	PE	--	--	--	--	--	EXEMPT
					ROW	--	--	--	--	--	
					CONST	--	--	--	--	--	
					OTHER	--	--	150.0	--	--	
				TOTAL	--	--	150.0	--	--		
				SOURCE OF FUNDS FTA SGR	LOCAL STATE	--	--	30.0	--		
FEDERAL	--	--	--		--						
TOTAL	--	--	120.0		--						
	--	--	150.0		--						
	445 ^m (622)	REPLACEMENT OF MAINTENANCE AND SERVICE GARAGE EQUIPMENT FOR THE CITY OF RACINE TRANSIT SYSTEM 3100003	TP	DETAIL COSTS	PE	--	--	--	--	--	EXEMPT
					ROW	--	--	--	--	--	
					CONST	--	--	--	--	--	
					OTHER	150.0	--	--	--	--	
				TOTAL	150.0	--	--	--	--		
				SOURCE OF FUNDS FTA SGR	LOCAL STATE	30.0	--	--	--		
FEDERAL	--	--	--		--						
TOTAL	120.0	--	--		--						
	150.0	--	--		--						
	446 ^m (625)	REPLACE CAMERAS ON BUSES AND UPGRADE SOFTWARE FOR THE CITY OF RACINE TRANSIT SYSTEM 3100005	TP	DETAIL COSTS	PE	--	--	--	--	--	EXEMPT
					ROW	--	--	--	--	--	
					CONST	--	--	--	--	--	
					OTHER	110.0	--	--	--	--	
				TOTAL	110.0	--	--	--	--		
				SOURCE OF FUNDS FTA SGR	LOCAL STATE	22.0	--	--	--		
FEDERAL	--	--	--		--						
TOTAL	88.0	--	--		--						
	110.0	--	--		--						

**TRANSPORTATION IMPROVEMENT PROGRAM FOR THE KENOSHA, RACINE, WALWORTH TRANSPORTATION
MANAGEMENT AREA -- RACINE COUNTY 2013-2016**

PROJECT SPONSOR	PROJECT			ESTIMATED COSTS (\$1,000)							AIR QUAL STAT
	NO	DESCRIPTION / STATE ID	TYPE			2013	2014	2015	2016	REMAINING	
RACINE (CITY)	447 ^m (626)	REPLACE SUPERVISORY VAN FOR THE CITY OF RACINE TRANSIT SYSTEM 3100009	TP	DETAIL COSTS	PE	--	--	--	--	--	EXEMPT
					ROW	--	--	--	--	--	
					CONST	--	--	--	--	--	
					OTHER	--	--	45.0	--	--	
				TOTAL	--	--	45.0	--	--		
SOURCE OF FUNDS FTA SGR	LOCAL	--	--	9.0	--	--	--	--			
	STATE	--	--	--	--	--	--	--			
	FEDERAL	--	--	36.0	--	--	--	--			
	TOTAL	--	--	45.0	--	--					
RACINE (CITY)	448 ^m (627)	REPLACE ASPHALT PAVING FOR THE CITY OF RACINE TRANSIT SYSTEM 3100010	TP	DETAIL COSTS	PE	--	--	--	--	--	EXEMPT
					ROW	--	--	--	--	--	
					CONST	--	--	--	400.0	--	
					OTHER	--	--	--	--	--	
				TOTAL	--	--	--	400.0	--		
SOURCE OF FUNDS FTA SGR	LOCAL	--	--	80.0	--	--	--	--			
	STATE	--	--	--	--	--	--	--			
	FEDERAL	--	--	320.0	--	--	--	--			
	TOTAL	--	--	--	400.0	--	--				
RACINE (CITY)	449 ^m (634)	PURCHASE OF SCHEDULING SOFTWARE FOR THE CITY OF RACINE TRANSIT SYSTEM 3109987	TP	DETAIL COSTS	PE	--	--	--	--	--	EXEMPT
					ROW	--	--	--	--	--	
					CONST	--	--	--	--	--	
					OTHER	--	160.0	--	--	--	
				TOTAL	--	160.0	--	--	--		
SOURCE OF FUNDS FTA SGR	LOCAL	--	32.0	--	--	--	--	--			
	STATE	--	--	--	--	--	--	--			
	FEDERAL	--	128.0	--	--	--	--	--			
	TOTAL	--	160.0	--	--	--	--				
RACINE (CITY)	450 (647)	CONSTRUCTION OF NEW SEGMENT OF THE LAKE MICHIGAN PATHWAY PROJECT FROM AUGUSTA ST TO MELVIN AVE AND DEKOVEN AVE TO 24TH ST IN THE CITY OF RACINE 3109965 1693-34-07	EE	DETAIL COSTS	PE	--	--	--	--	--	EXEMPT
					ROW	--	--	--	--	--	
					CONST	1,069.5	--	--	--	--	
					OTHER	--	--	--	--	--	
				TOTAL	1,069.5	--	--	--	--		
SOURCE OF FUNDS CMAQ	LOCAL	213.9	--	--	--	--	--	--			
	STATE	--	--	--	--	--	--	--			
	FEDERAL	855.6	--	--	--	--	--	--			
	TOTAL	1,069.5	--	--	--	--	--				
WATERFORD (VILLAGE)	451 (652)	ADDITION OF SIGNAGE, EDUCATIONAL ACTIVITIES, ENFORCEMENT AT SIX SCHOOLS IN THE VILLAGE OF WATERFORD THROUGH SAFE ROUTES TO SCHOOL 3179998 1009-02-74	HS	DETAIL COSTS	PE	--	--	--	--	--	EXEMPT
					ROW	--	--	--	--	--	
					CONST	--	--	--	--	--	
					OTHER	25.3	--	--	--	--	
				TOTAL	25.3	--	--	--	--		
SOURCE OF FUNDS SRTS	LOCAL	--	--	--	--	--	--	--			
	STATE	--	--	--	--	--	--	--			
	FEDERAL	25.3	--	--	--	--	--	--			
	TOTAL	25.3	--	--	--	--	--				
CAREER INDUSTRIES	452 321	PURCHASE OF 3 ACCESSIBLE MINI VANS FOR ELDERLY/DISABLED TRANSPORTATION SERVICES IN RACINE COUNTY	TP	DETAIL COSTS	PE	--	--	--	--	--	EXEMPT
					ROW	--	--	--	--	--	
					CONST	--	--	--	--	--	
					OTHER	115.0	--	--	--	--	
				TOTAL	115.0	--	--	--	--		
SOURCE OF FUNDS FTA 5310	LOCAL	23.0	--	--	--	--	--	--			
	STATE	--	--	--	--	--	--	--			
	FEDERAL	92.0	--	--	--	--	--	--			
	TOTAL	115.0	--	--	--	--	--				

**TRANSPORTATION IMPROVEMENT PROGRAM FOR THE KENOSHA, RACINE, WALWORTH TRANSPORTATION
MANAGEMENT AREA -- WALWORTH COUNTY 2013-2016**

PROJECT SPONSOR	PROJECT			ESTIMATED COSTS (\$1,000)							AIR QUAL STAT
	NO	DESCRIPTION / STATE ID	TYPE			2013	2014	2015	2016	REMAINING	
STATE OF WISCONSIN (804)	453 80096891090-29-70	PAVEMENT REHABILITATION AND BUILDING RENOVATIONS OF REST AREAS 35 AND 36 ON IH-43 IN WALWORTH COUNTY	HP	DETAIL COSTS	PE	--	--	--	--	--	EXEMPT
					ROW	--	--	--	--	--	
					CONST	1,610.0	--	--	--	--	
				SOURCE OF FUNDS IH-M	OTHER	--	--	--	--	--	
					TOTAL	1,610.0	--	--	--	--	
	454 (654)	REHABILITATION OF IH 43 FROM USH 12 TO STH 83 IN WALWORTH COUNTY (16.3 MI)	HP	DETAIL COSTS	PE	--	--	--	--	--	EXEMPT
					ROW	--	--	--	--	--	
					CONST	--	25,222.4	--	--	--	
				SOURCE OF FUNDS IH-M	OTHER	30.0	--	--	--	--	
					TOTAL	30.0	25,222.4	--	--	--	
	455 (710)	CORRIDOR STUDY OF USH 12 FROM STH 59 IN THE CITY OF WHITEWATER TO STH 67 IN THE CITY OF ELKHORN (14.73 MI)	HP	DETAIL COSTS	PE	--	400.0	--	--	--	EXEMPT
					ROW	--	--	--	--	--	
					CONST	--	--	--	--	--	
				SOURCE OF FUNDS IH-M	OTHER	--	--	--	--	--	
					TOTAL	--	400.0	--	--	--	
	456 (805)	CRACK REPAIR AND SEALING ALONG USH 12 FROM STH 50 TO STH 67 IN WALWORTH COUNTY (10.58 MI)	HP	DETAIL COSTS	PE	--	--	--	--	--	EXEMPT
					ROW	--	--	--	--	--	
					CONST	150.0	--	--	--	--	
				SOURCE OF FUNDS IH-M	OTHER	--	--	--	--	--	
					TOTAL	150.0	--	--	--	--	
	457 (657)	RESURFACING OF USH 12 FROM STH 50 TO STH 67 AND BRIDGE REHABILITATION OF THE USH 12 AND STH 50 INTERCHANGE (B64-0028 & 29), AND BRIDGE REPLACEMENT OF CTH NN OVERPASS (B64-0035 & 36) IN WALWORTH COUNTY (10.40 MI)	HP	DETAIL COSTS	PE	--	--	--	--	--	EXEMPT
					ROW	--	--	--	--	--	
					CONST	--	13,245.0	--	--	--	
				SOURCE OF FUNDS NHS	OTHER	--	--	--	--	--	
					TOTAL	--	13,245.0	--	--	23,100.0	
	458 (658)	RECONSTRUCTION OF THE INTERSECTION OF USH 12 AND CTH A IN THE TOWN OF SUGAR CREEK	HP	DETAIL COSTS	PE	--	--	--	--	--	EXEMPT
					ROW	428.0	--	--	--	--	
					CONST	--	--	--	--	--	
				SOURCE OF FUNDS STP-O	OTHER	--	--	--	--	1,897.5	
					TOTAL	428.0	--	--	--	1,897.5	
	459 (659)	RECONSTRUCTION OF USH 14 FROM SOUTH OF IH 43 TO STH 11 IN WALWORTH COUNTY (3.74 MI)	HP	DETAIL COSTS	PE	--	--	--	--	--	EXEMPT
					ROW	137.0	--	--	--	--	
					CONST	--	--	--	2,443.8	--	
				SOURCE OF FUNDS STP-O	OTHER	--	--	--	--	--	
					TOTAL	137.0	--	--	2,443.8	--	
	460 (661)	RECONSTRUCTION OF USH 14 FROM ILLINOIS STATE LINE TO SOUTH OF CTH K IN WALWORTH COUNTY (7.72 MI)	HP	DETAIL COSTS	PE	417.5	--	--	--	--	EXEMPT
					ROW	--	--	--	--	--	
					CONST	--	--	--	--	--	
				SOURCE OF FUNDS STP-O	OTHER	--	--	--	--	5,865.0	
					TOTAL	417.5	--	--	--	5,865.0	
	80098923150-06-70	RECONSTRUCTION OF USH 14 FROM ILLINOIS STATE LINE TO SOUTH OF CTH K IN WALWORTH COUNTY (7.72 MI)	HP	SOURCE OF FUNDS	LOCAL	--	--	--	--	--	
					STATE	417.5	--	--	--	--	
					FEDERAL	--	--	--	--	--	
				TOTAL	417.5	--	--	--	--		

**TRANSPORTATION IMPROVEMENT PROGRAM FOR THE KENOSHA, RACINE, WALWORTH TRANSPORTATION
MANAGEMENT AREA -- WALWORTH COUNTY 2013-2016**

PROJECT SPONSOR	PROJECT			ESTIMATED COSTS (\$1,000)							AIR QUAL STAT
	NO	DESCRIPTION / STATE ID	TYPE			2013	2014	2015	2016	REMAINING	
STATE OF WISCONSIN	461 (662)	REHABILITATION OF STH 11 FROM USH 14/STH 89 TO TURTLE CREEK DR IN THE CITY OF DELAVAN IN WALWORTH COUNTY 80098131320-17-70	HP	DETAIL COSTS	PE	--	--	--	--	--	EXEMPT
					ROW	110.0	--	--	--	--	
					CONST	--	--	--	--	3,016.0	
				SOURCE OF FUNDS	OTHER	--	--	--	--	--	
					TOTAL	110.0	--	--	--	3,016.0	
	462 (724)	ROADWAY MAINTENANCE OF STH 11 FROM IH 43 TO STH 120 IN WALWORTH COUNTY (5.07 MI) 80097251320-04-61	HP	DETAIL COSTS	LOCAL	--	--	--	--	--	EXEMPT
					STATE	110.0	--	--	--	--	
					FEDERAL	--	--	--	--	--	
				SOURCE OF FUNDS	TOTAL	110.0	--	--	--	--	
					LOCAL	--	--	--	--	--	
	463 (668)	RESURFACING OF STH 50 (7TH ST AND GENEVA ST) FROM WISCONSIN ST TO WRIGHT ST IN THE CITY OF DELEVAN (0.85 MI) 80099173170-08-70	HP	DETAIL COSTS	STATE	--	--	--	--	--	EXEMPT
					FEDERAL	--	--	--	--	4,106.0	
					OTHER	--	--	350.0	--	--	
				SOURCE OF FUNDS	TOTAL	--	--	350.0	--	4,106.0	
					NHS	LOCAL	--	--	--	--	
	464 (671)	RESURFACING OF STH 50 FROM GENEVA ST IN THE VILLAGE OF WILLIAMS BAY TO FOREST DR IN THE CITY OF LAKE GENEVA (3.5 MI) 80097553170-00-00	HP	DETAIL COSTS	STATE	--	--	--	--	--	EXEMPT
					FEDERAL	6,381.1	--	--	--	--	
					OTHER	--	--	--	--	--	
				SOURCE OF FUNDS	TOTAL	6,381.1	--	--	--	--	
					NHS	LOCAL	1.2	--	--	--	
	465 (675)	RESURFACING OF STH 67 FROM 1000' N OF STH 50 TO COMMERCE DR IN WALWORTH COUNTY (3.93 MI) 80097983325-01-01	HP	DETAIL COSTS	STATE	--	--	--	--	--	EXEMPT
					FEDERAL	1,276.0	--	--	--	--	
					OTHER	5,103.9	--	--	--	--	
				SOURCE OF FUNDS	TOTAL	6,381.1	--	--	--	--	
					STP-0	LOCAL	--	--	--	--	
	466 (677)	REHABILITATION OF STH 67 FROM STH 140 TO SALTBOX RD IN ROCK AND WALWORTH COUNTIES (5.98 MI) 80097433663-00-61	HP	DETAIL COSTS	STATE	--	--	--	--	--	EXEMPT
					FEDERAL	--	--	--	--	--	
					OTHER	--	1,859.8	--	--	--	
				SOURCE OF FUNDS	TOTAL	--	1,859.8	--	--	--	
					STP-0	LOCAL	--	--	--	--	
	467	RESURFACING OF STH 120 FROM ILLINOIS STATE LINE TO LAKESHORE DR IN WALWORTH COUNTY (3.51 MI) 80094973180-06-00	HP	DETAIL COSTS	STATE	--	--	--	155.0	--	EXEMPT
					FEDERAL	--	--	--	--	1,785.0	
					OTHER	--	--	--	--	--	
				SOURCE OF FUNDS	TOTAL	--	--	--	155.0	1,785.0	
					STP-0	LOCAL	--	--	--	--	
	468 (679)	RECONSTRUCTION WITH ADDITIONAL LANES OF STH 50 FROM NORTH SHORE DR TO STH 67 IN WALWORTH COUNTY (4.20 MI) 80001383170-01-70	HI	DETAIL COSTS	STATE	--	--	2,000.0	--	--	NON-EXEMPT
					FEDERAL	--	--	--	--	2,140.0	
					OTHER	--	--	--	--	25,300.0	
				SOURCE OF FUNDS	TOTAL	--	--	2,000.0	--	27,440.0	
					STP-0	LOCAL	--	--	--	--	
				DETAIL COSTS	STATE	--	--	400.0	--	--	
					FEDERAL	--	--	1,600.0	--	--	
					OTHER	--	--	--	--	--	
				SOURCE OF FUNDS	TOTAL	--	--	2,000.0	--	--	
					STP-0	LOCAL	--	--	--	--	

**TRANSPORTATION IMPROVEMENT PROGRAM FOR THE KENOSHA, RACINE, WALWORTH TRANSPORTATION
MANAGEMENT AREA -- WALWORTH COUNTY 2013-2016**

PROJECT SPONSOR	PROJECT			ESTIMATED COSTS (\$1,000)							AIR QUAL STAT
	NO	DESCRIPTION / STATE ID	TYPE			2013	2014	2015	2016	REMAINING	
WALWORTH COUNTY	469 (683)	PROVISION OF COUNTYWIDE SPECIALIZED DEMAND-RESPONSIVE TRANSPORTATION SERVICES FOR ELDERLY & DISABLED PEOPLE IN WALWORTH COUNTY (SEC 85.21) 5000001	TP	DETAIL COSTS	PE	--	--	--	--	--	EXEMPT
					ROW	--	--	--	--	--	
					CONST	--	--	--	--	--	
					OTHER	279.0	279.0	279.0	279.0	--	
				TOTAL	279.0	279.0	279.0	279.0	--		
				SOURCE OF FUNDS	LOCAL	46.5	46.5	46.5	46.5	--	
					STATE	232.5	232.5	232.5	232.5	--	
					FEDERAL	--	--	--	--	--	
					TOTAL	279.0	279.0	279.0	279.0	--	
				DELAVAN (CITY)	471 (711)	REHABILITATION OF THE BORG RD BRIDGE OVER THE SWAN CREEK IN THE CITY OF DELAVAN (P64-0084) 5049999 3841-00-71	OH	DETAIL COSTS	PE	--	
ROW	--	--	--						--	--	
CONST	--	178.0	--						--	--	
OTHER	--	--	--						--	--	
TOTAL	--	178.0	--					--	--		
				SOURCE OF FUNDS	LOCAL	--	35.6	--	--	--	
					STATE	--	--	--	--	--	
					FEDERAL	--	142.4	--	--	--	
					TOTAL	--	178.0	--	--	--	
				LYONS (TOWN)	472 (712)	REPLACEMENT OF THE SHERIDAN SPRINGS RD BRIDGE OVER WHITE RIVER IN THE TOWN OF LYONS (P64-0074) 5179980 3849-00-71	OH	DETAIL COSTS	PE	--	
ROW	--	--	--						--	--	
CONST	--	475.0	--						--	--	
OTHER	--	--	--						--	--	
TOTAL	--	475.0	--					--	--		
				SOURCE OF FUNDS	LOCAL	--	95.0	--	--	--	
					STATE	--	--	--	--	--	
					FEDERAL	--	380.0	--	--	--	
					TOTAL	--	475.0	--	--	--	
				WHITEWATER (CITY) (PART)	473 (712)	RECONSTRUCTION OF MAIN ST (STH 59) FROM WHITEWATER ST TO WISCONSIN ST AND WISCONSIN ST FROM MAIN ST TO MILWAUKEE ST (0.2 MI) 5269996	HP	DETAIL COSTS	PE	--	
ROW	--	--	--						--	--	
CONST	--	2,141.0	--						--	--	
OTHER	--	--	--						--	--	
TOTAL	--	2,141.0	--					--	--		
				SOURCE OF FUNDS	LOCAL	--	2,141.0	--	--	--	
					STATE	--	--	--	--	--	
					FEDERAL	--	--	--	--	--	
					TOTAL	--	2,141.0	--	--	--	
					474 (689)	OPERATING ASSISTANCE FOR THE CITY OF WHITEWATER TAXI BASED TRANSIT SYSTEM (SEC 85.20 & 5311) 5260005	TP	DETAIL COSTS	PE	--	
ROW	--	--	--						--	--	
CONST	--	--	--						--	--	
OTHER	210.0	210.0	210.0						210.0	--	
TOTAL	210.0	210.0	210.0					210.0	--		
				SOURCE OF FUNDS	LOCAL	82.0	82.0	82.0	82.0	--	
					STATE	62.0	62.0	62.0	62.0	--	
					FEDERAL	66.0	66.0	66.0	66.0	--	
					TOTAL	210.0	210.0	210.0	210.0	--	
					475 (692)	CONSTRUCTION OF THE WATERS EDGE SOUTH TRAIL FROM SOUTHERN EDGE OF WHITEWATER OVER HWY 12: PHASE II. 5260010 3835-03-70	EE	DETAIL COSTS	PE	--	
ROW	--	--	--						--	--	
CONST	--	--	--						187.5	--	
OTHER	--	--	--						--	--	
TOTAL	--	--	--					187.5	--		
				SOURCE OF FUNDS	LOCAL	--	--	--	37.5	--	
					STATE	--	--	--	--	--	
					FEDERAL	--	--	--	150.0	--	
					TOTAL	--	--	--	187.5	--	

TABLE A

ENDNOTES

- 3^a Project is to be funded with \$950,000 in Federal Transit Administration 5303 (FTA 5303) funds, \$950,000 in Federal Highway Administration Public Law (PL) funds, and the remainder with State and local funds.
- 57^b Project is to be funded with \$27,212,600 in Federal Highway Administration National Highway System (NHS) funds, \$34,634,300 in Federal Highway Administration Interstate Highway – Maintenance (IH-M) funds, and the remainder with State and local funds.
- 59^c USH 45/STH 100 between West College Avenue (CTH ZZ) and West Rawson Avenue will be reconstructed to its existing capacity. USH 45/STH 100 between West Rawson Avenue and West Loomis Road will be widened to provide additional capacity.
- 63^d Project is to be funded with \$7,880,000 in Federal Highway Administration Congestion Mitigation and Air Quality Improvement Program (CMAQ) funds, \$1,425,000 in Federal Highway Administration Surface Transportation Program – Other (STP-O) funds, and the remainder with State funds.
- 73^e The City of Milwaukee is also a project sponsor for this project. Project is to be funded with \$585,600 in Federal Highway Administration Surface Transportation Program – Milwaukee Urbanized Area (STP-M) funds, \$414,000 in Federal Highway Administration Surface Transportation Program – Enhancement (STP-E) funds, and the remainder with local funds.
- 122^f The Federal funds for this project are provided through the annual allocation of FTA Section 5307 urbanized area formula transit assistance funds apportioned to the public transit operators in the Milwaukee urbanized area. Each transit operator contributes a portion of its allocation—amounting to less than one percent in 2008—to provide funds for this project. Milwaukee County has agreed to be the applicant on behalf of SEWRPC.
- 173^g A locally preferred alternative has been adopted by the project sponsor (City of Milwaukee) and preliminary engineering has been initiated. The project sponsor had requested that SEWRPC amend the regional transportation system plan to include the locally preferred alternative; and the regional transportation system plan has been amended. The regional plan identifies the streetcar project as a potential express transit guideway improvement.
- 224^h Project is to be funded with \$698,400 in Federal Highway Administration Congestion Mitigation and Air Quality Improvement Program (CMAQ) funds, \$133,200 in Federal Highway Administration Surface Transportation Program – Enhancement (STP-E) funds, and the remainder with local funds.
- 248ⁱ Project is to be funded with \$899,900 in Federal Highway Administration High Priority Projects Program funds, \$4,947,000 in Federal Highway Administration National Highway System (NHS) funds, and the remainder with State funds.
- 308^j Project is to be funded with \$3,544,300 in Federal Highway Administration Surface Transportation Program – Other (STP-O) funds, \$5,152,000 in Federal Highway Administration National Highway System (NHS) funds, and the remainder with State funds.
- 333^k The City of Waukesha is the administrator.

TABLE A

ENDNOTES (continued)

342 ^l	Project is to be funded with \$1,720,500 in Federal Highway Administration Surface Transportation Program – Milwaukee Urbanized Area (STP-M) funds, \$205,000 in Transportation Economic Assistance funds, and the remainder with local funds.
362 ^m	Project is included for informational purposes, as it may potentially be funded with discretionary Federal Transit Administration (FTA) State of Good Repair (SGR) funds, and is not included in the assessment of available funding. The project will be added to the transportation improvement program awarded by FTA for SGR funds.
364 ^m	
374 ^m	
375 ^m	
376 ^m	
402 ^m	
403 ^m	
404 ^m	
441 ^m	
443 ^m	
444 ^m	
445 ^m	
446 ^m	
447 ^m	
448 ^m	
449 ^m	
401 ⁿ	The creation of an RTA with dedicated local funding that would address local public transit in Kenosha County would increase the funding available to the Kenosha Area Transit System and enable the system to expand service in the later years of the period covered in this TIP.
405 ^o	Is included for informational purposes, as it may potentially be funded with discretionary Federal Transit Administration (FTA) Section 5309 funds, and is not included in the assessment of available funding. The project will be added to the transportation improvement program if awarded by FTA for Section 5309 funds.
406 ^o	
421 ^p	Project is to be funded with \$1,932,000 in Federal Highway Administration Surface Transportation Program – Other (STP-O) funds, \$774,000 in Federal Highway Administration Surface Transportation Program – Safety (STP-S) funds, and the remainder with State funds.

(This page intentionally left blank)

APPENDIX B

IMPLEMENTATION STATUS OF PROJECTS IN THE 2013 THROUGH 2016 TRANSPORTATION IMPROVEMENT PROGRAM FOR SOUTHEASTERN WISCONSIN

Appendix B is the listing of the 775 projects, which were included in the 2011-2014 Transportation Improvement Program (TIP). Of these projects, 267 projects have been completed; 267 projects have been initiated and are intended to continue or be completed within the time period of the 2013-2016 TIP; 99 projects were not initiated during the period of the 2011-2014 TIP, but are either on schedule for implementation or have been delayed and subsequently retained in the 2013-2016 TIP; 68 projects have been dropped from consideration; and 74 projects have no work scheduled until beyond the last year of the 2013-2016 TIP.

Appendix B:

Table B-1: Milwaukee Transportation Management Area--Milwaukee County
Table B-2: Milwaukee Transportation Management Area--Ozaukee County
Table B-3: Milwaukee Transportation Management Area--Washington County
Table B-4: Milwaukee Transportation Management Area--Waukesha County
Table B-5: Kenosha, Racine, and Walworth Transportation Management Area--Kenosha County
Table B-6: Kenosha, Racine, and Walworth Transportation Management Area--Racine County
Table B-7: Kenosha, Racine, and Walworth Transportation Management Area--Walworth County

In each table, projects are listed by county with projects which have been completed listed first, followed by projects from the 2011-2014 that are retained in the 2013-2016 TIP, followed by the projects which have been dropped, or are no longer being considered for implementation. Within each category of project implementation, projects are in order by project type category: highway preservation, highway improvement, highway expansion, transit preservation, transit improvement, transit expansion, highway safety, off-system highway improvement, and highway related environmental enhancement. An explanation of the abbreviations used in the appendix follows:

Project Status

COMPLETED	Project has been completed, or all Federal funds for the project have been obligated during the period of the 2011-2014 TIP and are no longer required to be listed in the TIP.
UNDERWAY	Work on the project has been initiated prior to or during the 2011-2014 TIP, and work on the project is intended to continue or be completed within the time period of the 2013-2016 TIP as part of the established sequence of project development.
ON-SCHEDULE	Work on the project is on-schedule to be initiated during the time period of the 2013-2016 TIP. (For example, PE for a project programmed for year 2013 in the 2011-2014 TIP, is programmed for year 2013 in the 2013-2016 TIP.)
DEFERRED	Implementation of the project was postponed, or deferred, from the 2011-2014 TIP to the 2013-2016 TIP.
DROPPED	Project not included in the 2013-2016 TIP due to being dropped from consideration, or combined with another project in the 2013-2016 TIP.

BEYOND TIP This category includes projects that have work underway with additional work not scheduled for the project until beyond the last year of the 2013-2016 TIP, and projects that were not initiated as programmed during the 2011-2014 TIP and have been postponed until beyond the last year of the 2013-2016 TIP.

Project Description

CTH	County trunk highway
IH	Interstate highway
STH	State trunk highway
M or MI	Miles

"C/" represents "City of"

"V/" represents "Village of"

"T/" represents "Town of"

Project Type

HP	Highway Preservation
HI	Highway Improvement
HE	Highway Expansion
TP	Transit Preservation
TI	Transit Improvement
TE	Transit Expansion
EE	Environmental Enhancement
HS	Highway Safety
OH	Off Arterial Highway System

Table B -1

**IMPLEMENTATION STATUS OF PROJECTS IN THE 2011 - 2014
TRANSPORTATION IMPROVEMENT PROGRAM FOR THE MILWAUKEE TRANSPORTATION
MANAGEMENT AREA -- MILWAUKEE COUNTY 2013-2016**

STATUS	NO	PROJECT DESCRIPTION	TYPE	PROJECT SPONSOR
BEYOND TIP	49	RECONSTRUCTION OF 108TH ST (STH 100) FROM LAYTON AVE TO WATERTOWN PLANK RD IN THE CITY OF GREENFIELD AND CITY OF WEST ALLIS (6.0 MI)	HP	STATE OF WISCONSIN
	751	RESURFACING OF THE NORTH-SOUTH FREEWAY (IH-43) FROM NORTH AVE TO 0.03 MI SOUTH OF LEXINGTON BLVD IN MILWAUKEE COUNTY (3.72 MI)	HP	
	754	RESURFACING OF THE NORTH-SOUTH FREEWAY (IH-43) FROM HOWARD AVE TO THE VALLEY BRIDGE IN MILWAUKEE COUNTY (3.23 MI)	HP	
	756	RESURFACING FOR THE ZOO FREEWAY (IH-894) FROM THE HALE INTERCHANGE TO LINCOLN AVE IN MILWAUKEE COUNTY (2.53 MI)	HP	
	757	DECK OVERLAY OF THE BRIDGES ON THE ZOO FREEWAY (IH-894) FROM THE HALE INTERCHANGE TO LINCOLN AVE IN MILWAUKEE COUNTY (2.53 MI)	HP	
	759	RECONSTRUCTION OF WELLS ST (USH 18) FROM 6TH ST TO PROSPECT AVE IN THE CITY OF MILWAUKEE (0.94 MI)	HP	
	65	RECONSTRUCTION WITH ADDITIONAL LANES OF STH 100 (RYAN RD) FROM 60TH ST TO LOOMIS RD (STH 36) IN THE CITY OF FRANKLIN (3.51 MI)	HI	
	151	CONSTRUCTION OF AN EAST-WEST BIKEWAY IN THE WE ENERGIES CORRIDOR FROM STH 32 ON THE EAST AND THE OAK LEAF TRAIL AT COLD SPRING RD ON THE WEST (9.7 MI)	EE	MILWAUKEE COUNTY
	152	CONSTRUCTION OF A BIKE TRAIL IN MENOMONEE RIVER CORRIDOR FROM LITTLE MENOMONEE RIVER CONFLUENCE WITH MENOMONEE RIVER TO 124TH ST (0.8 MI)	EE	
	153	CONSTRUCTION OF THE NORTHWEST BIKEWAY FROM W GOOD HOPE RD (CTH PP) TO N 124TH ST IN THE CITY OF MILWAUKEE (1.20 MI)	EE	
	154	CONSTRUCTION OF THE NORTHWEST BIKEWAY FROM W MILL RD (CTH S) TO W GOOD HOPE RD (CTH PP) IN THE CITY OF MILWAUKEE (1.33 MI)	EE	
	155	CONSTRUCTION OF THE NORTHWEST BIKEWAY FROM THE LITTLE MENOMONEE RIVER PARKWAY AT APPLETON AVE TO THE MENOMONEE RIVER CORRIDOR AT MILL RD (1.7 MI)	EE	
	160	CONSTRUCTION OF AN OAK LEAF TRAIL EXTENSION ALONG THE LINCOLN CREEK FROM 30TH AT CAMERON ST WEST TO HAMPTON AVE AT 60TH ST (2.8 MI)	EE	
	161	RELOCATE OAK LEAF TRAIL FROM MUNICIPAL STREETS AND PARKWAY DRIVES TO BIKE TRAIL FROM 31ST ST ON THE KK RIVER PARKWAY AND 5TH ST AT CLEVELAND AVE (2.5 MI)	EE	
	163	CONSTRUCTION OF AN OAK LEAF TRAIL IN THE OAK CREEK PARKWAY EXTENSION WEST FROM HOWELL AVE (STH 38) TO ASPEN DR EXTENDED (1.0 MI)	EE	
	164	CONSTRUCTION OF THE OAK LEAF TRAIL (ROOT RIVER) FROM HOWELL AVE (STH 38) TO 27TH ST (STH 241) IN THE CITY OF OAK CREEK (2.00 MI)	EE	
	165	CONSTRUCTION OF THE OAK LEAF TRAIL - BENDER PARK CONNECTOR: NORTH SHORE ROW JUST WEST OF NICHOLSON THROUGH TO THE SOUTHERN BOUNDARY OF BENDER PARK IN THE CITY OF OAK CREEK (4.8 MI)	EE	
	166	CONSTRUCTION OF AN OAK LEAF TRAIL EXTENSION FROM BENDER PARK SOUTH BOUNDARY LINE TO NORTH SHORE ROW NEAR COUNTY LINE ROAD TO THE CITY OF OAK CREEK/RACINE COUNTY TRAIL SYSTEMS (3.02 MI)	EE	
	167	CONSTRUCTION OF THE OAK LEAF TRAIL FROM OAKWOOD RD TO RYAN RD (STH 100) IN THE CITY OF FRANKLIN (1.70 MI)	EE	
	168	CONSTRUCTION OF THE OAK LEAF TRAIL (ROOT RIVER) FROM S 27TH ST (STH 241) TO OAKWOOD RD IN THE CITY OF FRANKLIN (3.98 MI)	EE	

Source: SEWRPC.

Table B -1

**IMPLEMENTATION STATUS OF PROJECTS IN THE 2011 - 2014
TRANSPORTATION IMPROVEMENT PROGRAM FOR THE MILWAUKEE TRANSPORTATION
MANAGEMENT AREA -- MILWAUKEE COUNTY 2013-2016**

STATUS	NO	PROJECT DESCRIPTION	TYPE	PROJECT SPONSOR
BEYOND TIP	169	CONSTRUCTION OF THE OAK LEAF TRAIL BETWEEN THE LITTLE MENOMONEE RIVER PARKWAY AND THROUGH KOHL PARK IN THE CITY OF MILWAUKEE (5.2 MI)	EE	MILWAUKEE COUNTY
	170	CONSTRUCTION OF THE OAK LEAF TRAIL FROM THE ROOT RIVER PARKWAY 0.5 MILES SOUTH OF COLLEGE AVE EXTENDED TO FOREST HOME AVE (STH 24) (3.34 MI)	EE	
	171	CONSTRUCTION OF OAK LEAF TRAIL ALONG THE RYAN CREEK CORRIDOR FROM S 76TH ST (CTH U) AND S 116TH ST (3.30 MI)	EE	
	225	RECONSTRUCTION WITH ADDITIONAL LANES OF N 91ST ST (SWAN RD) FROM W BROWN DEER RD (STH 100) TO NORTH MILWAUKEE COUNTY LINE IN THE CITY OF MILWAUKEE (1.00 MI)	HI	MILWAUKEE (City)
COMPLETED	9	CULVERT RELINING AT VARIOUS LOCATIONS WITHIN SOUTHEASTERN WISCONSIN	HP	STATE OF WISCONSIN
	14	STRUCTURAL REHABILITATION AND CONCRETE SURFACE REPAIRS ON IH 43/IH 94 (VALLEY BRIDGE) FROM NATIONAL AVE TO MENOMONEE RIVER IN THE CITY OF MILWAUKEE	HP	
	15	STRUCTURAL REHABILITATION AND CONCRETE SURFACE REPAIRS ON IH 43 URT BRIDGE (B-40-115 AND B-40-116) IN MILWAUKEE COUNTY	HP	
	16	REHABILITATION OF IH-94 (EASTBOUND AND WESTBOUND) FROM 70TH ST TO 32ND ST (2.5 MI)	HP	
	20	BRIDGE DECK SURFACE REPAIR ON THE HOAN BRIDGE (IH 794) FROM THE LAKE INTERCHANGE TO CARFERRY DR IN THE CITY OF MILWAUKEE (2.3 MI)	HP	
	21	RECONSTRUCTION OF PORTIONS OF BRIDGE DECK SURFACE ON THE HOAN BRIDGE (IH 794) (2.35 MI)	HP	
	23	STRUCTURAL REHABILITATION AND CONCRETE SURFACE REPAIRS ON IH 794 (HOAN BRIDGE) FROM LAKE INTERCHANGE TO CARFERRY DR (2.5 MI)	HP	
	26	RECONSTRUCTION OF W BLUE MOUND RD (USH 18) FROM 124TH ST TO MAYFAIR RD (STH 100) IN THE CITY OF WAUWATOSA (2.03 MI)	HP	
	32	BRIDGE REPLACEMENTS ON USH 45/STH 100 OVER W RAWSON AVE (CTH BB) IN THE CITY OF FRANKLIN	HP	
	37	REHABILITATION OF W LOOMIS RD (STH 36) FROM USH 45/STH 100 TO 51ST ST IN THE CITY OF FRANKLIN AND VILLAGE OF GREENDALE (5.30 MI)	HP	
	44	RESURFACING OF N 20TH ST (STH 57) FROM W HOPKINS ST TO W CAPITOL DR (STH 190) IN THE CITY OF MILWAUKEE (0.95 MI)	HP	
	45	RECONSTRUCTION OF GREENFIELD AVE (STH 59) FROM 124TH ST TO IH-894 IN THE CITY OF WEST ALLIS (1.51 MI)	HP	
	48	REHABILITATION OF STH 100 FROM WATERTOWN PLANK RD TO BURLEIGH ST IN THE CITY OF WAUWATOSA (2.0 MI)	HP	
	51	REDECK VARIOUS BRIDGES ON STH 145 (FOND DU LAC FREEWAY) IN THE CITY OF MILWAUKEE	HP	
	56	RECONSTRUCTION OF W CAPITOL DR (STH 190) FROM 84TH ST TO 60TH ST IN THE CITY OF MILWAUKEE (1.5 MI)	HP	
	59	REPAIR PORTIONS OF LAKE PARKWAY (STH 794) FROM E LAYTON AVE (CTH Y) TO CARFERRY DR IN MILWAUKEE COUNTY (3.1 MI)	HP	

Source: SEWRPC.

Table B -1

**IMPLEMENTATION STATUS OF PROJECTS IN THE 2011 - 2014
TRANSPORTATION IMPROVEMENT PROGRAM FOR THE MILWAUKEE TRANSPORTATION
MANAGEMENT AREA -- MILWAUKEE COUNTY 2013-2016**

STATUS	NO	PROJECT DESCRIPTION	TYPE	PROJECT SPONSOR
COMPLETED	755	DESIGN STUDY OF THE MARQUETTE INTERCHANGE EB IH-94 TO NB IH-43 RAMP IN MILWAUKEE COUNTY (0.14 MI)	HP	STATE OF WISCONSIN
	772	INTERSECTION MODIFICATION AT THE INTERSECTION OF STH 190 AND OAKLAND AVE IN MILWAUKEE COUNTY	HP	
	798	RUMBLE STRIP RETROFIT ON VARIOUS HIGHWAYS WITHIN SOUTHEASTERN WISCONSIN	HP	
	70	MARKETING AMTRAK'S HIAWATHA SERVICES FROM MILWAUKEE AND CHICAGO INCLUDING RADIO AND NEWSPAPER ADVERTISEMENTS IN MILWAUKEE AND CHICAGO-PHASE III	TP	
	72	INTERACTIVE INTERNET RIDESHARE PROJECT WITHIN SOUTHEASTERN WISCONSIN (GCM FFY 1995 ISTE EARMARK FUNDS)	TP	
	78	TRAFFIC SIGNAL IMPROVEMENTS AT THE INTERSECTION OF STH 100 (BROWN DEER RD) AND 51ST ST IN THE VILLAGE OF BROWN DEER	HS	
	79	RECONSTRUCTION OF THE CP RAILROAD (SOO LINE) CROSSING AT PUETZ RD IN THE CITY OF OAK CREEK	HS	
	80	INSTALLATION OF TRAFFIC SIGNAL AND RAMP METER INTERCONNECT SYSTEM ON ARTERIAL STREETS	EE	
	83	TRAFFIC SIGNAL AND ITS IMPROVEMENTS ON BROWN DEER RD (STH 100) FROM USH 45 TO IH 43 IN MILWAUKEE COUNTY	EE	
	84	STREETSCAPE IMPROVEMENTS ON W FOND DU LAC AVE (STH 145) FROM N 19TH ST TO N 36TH ST IN THE CITY OF MILWAUKEE (1.64 MI)	EE	
	85	CONSTRUCTION OF A 340 FT BRIDGE TO CONNECT THE HANK AARON STATE TRAIL TO THE MITCHELL PARK DOMES IN MENOMONEE VALLEY IN THE CITY OF MILWAUKEE.	EE	WISCONSIN DNR
	87	CONSTRUCTION OF A HANK AARON STATE TRAIL EXTENSION TO CONNECT EXISTING TRAIL SEGMENTS WITH THE OAK LEAF TRAIL THROUGH MILWAUKEE, WEST ALLIS, AND WAUWATOSA (2.5 MI)	EE	
	88	CONSTRUCTION OF HANK AARON STATE TRAIL CONNECTIONS: VALLEY PASSAGE FROM MILLER PKWY TO 36TH ST, CONNECTION OF MAIN PATH TO MENOMONEE RIVER, AND CONNECTION FROM MITCHELL PARK DOMES TO 27TH ST IN MILWAUKEE COUNTY	EE	
	89	CONSTRUCTION OF A HANK AARON TRAIL - AIRLINE YARDS SEGMENT - IN MENOMONEE VALLEY IN THE CITY OF MILWAUKEE (1.66 MI)	EE	
	90	CONSTRUCTION OF A 180' BRIDGE OVER THE MENOMONEE RIVER AND APPROACHED FROM 33RD CT TO THE HANK AARON STATE TRAIL IN THE CITY OF MILWAUKEE	EE	
	91	DEVELOP AN ECO-DRIVING TRAINING MODULE FOR HEAVY-DUTY TRUCKING FLEETS, AND THEN RECRUIT, TRAIN, AND EVALUATE TWO TRUCK FLEETS IN THE SIX-COUNTY NON-ATTAINMENT REGION OF SOUTHEASTERN WISCONSIN	EE	
	94	PAVEMENT REPLACEMENT OF W OKLAHOMA AVE (CTH NN) FROM S 77TH ST AND S 108TH ST (STH 100) IN MILWAUKEE COUNTY (1.90 MI)	HP	MILWAUKEE COUNTY
	95	REHABILITATION OF W MILL RD (CTH S) FROM N 91ST ST TO N 84TH ST AND FROM N 56TH ST TO N 43RD ST IN THE CITY OF MILWAUKEE (1.40 MI)	HP	
	101	RECONSTRUCTION OF S 13TH ST (CTH V) FROM W RAWSON AVE (CTH BB) TO W COLLEGE AVE (CTH ZZ) IN THE CITIES OF OAK CREEK AND MILWAUKEE (1.00 MI)	HP	
	104	RECONSTRUCTION OF COLLEGE AVE (CTH ZZ) FROM S 27TH ST (STH 241) TO S 51ST ST IN MILWAUKEE COUNTY (1.50 MI)	HP	

Source: SEWRPC.

Table B -1

**IMPLEMENTATION STATUS OF PROJECTS IN THE 2011 - 2014
TRANSPORTATION IMPROVEMENT PROGRAM FOR THE MILWAUKEE TRANSPORTATION
MANAGEMENT AREA -- MILWAUKEE COUNTY 2013-2016**

STATUS	NO	PROJECT DESCRIPTION	TYPE	PROJECT SPONSOR
COMPLETED	105	REHABILITATION OF E COLLEGE AVE (CTH ZZ) BETWEEN S PENNSYLVANIA AVE (STH 794) AND S PACKARD AVE IN MILWAUKEE COUNTY (0.60 MI)	HP	MILWAUKEE COUNTY
	107	RECONSTRUCTION WITH ADDITIONAL TRAFFIC LANES OF E COLLEGE AVE (CTH ZZ) FROM S HOWELL AVE (STH 38) TO S PENNSYLVANIA AVE (STH 794) IN MILWAUKEE COUNTY (1.30 MI)	HI	
	108	IMPROVED RIDERSHIP AND PUBLIC AWARENESS OF PUBLIC TRANSPORTATION SERVICES IN SE WISCONSIN, IMPROVE AIR QUALITY BY REDUCING SINGLE OCCUPANCY AUTO TRIPS, EMISSIONS AND VMTs WITHIN THE REGION	TP	
	112	OPERATING ASSISTANCE FOR MCTS ROUTE 17 TO SERVE BUSINESSES IN THE MENOMONEE VALLEY IN MILWAUKEE COUNTY	TP	
	114	OPERATING ASSISTANCE FOR MCTS ROUTES 12, 27, 28, AND 68 IN MILWAUKEE COUNTY	TP	
	116	OPERATING ASSISTANCE FOR MCTS ROUTE 54 TO THE UNITED MIGRANT OPPORTUNITY SERVICES (UMOS) OFFICE IN MILWAUKEE COUNTY	TP	
	121	REPLACEMENT OF HVAC CONTROL SYSTEMS AT ALL MCTS FACILITIES	TP	
	122	REPLACEMENT OF THE ASPHALT PARKING LOT AT THE MCTS FLEET MAINTENANCE FACILITY	TP	
	123	REPLACEMENT OF AIR CONDITIONING SYSTEM AT THE MCTS FIEBRANTZ GARAGE	TP	
	124	REPLACEMENT OF AIR CONDITIONING SYSTEM AT THE MCTS FLEET MAINTENANCE FACILITY - UNIT REPAIR BUILDING	TP	
	125	REPLACEMENT OF AIR CONDITIONING SYSTEM AT THE MCTS FLEET MAINTENANCE FACILITY - ADMINISTRATION BUILDING	TP	
	126	REPLACEMENT OF ROOF AT THE MCTS FOND DU LAC AVENUE GARAGE	TP	
	129	REPLACEMENT OF BUS VACUUM SYSTEM AT THE MCTS FOND DU LAC AVENUE GARAGE	TP	
	131	PURCHASE OF A VEHICLE ANNUNCIATOR SYSTEM AND PASSENGER INFORMATION SYSTEM FOR THE MILWAUKEE COUNTY TRANSIT SYSTEM	TP	
	132	REPAIR THE ASPHALT PARKING LOT AT THE FOND DU LAC FACILITY	TP	
	134	REPLACEMENT OF FAREBOXES FOR THE MILWAUKEE COUNTY TRANSIT SYSTEM	TP	
	135	REPLACEMENT OF 23 40-FOOT BUSES FOR MILWAUKEE COUNTY TRANSIT SYSTEM (FTA STATE OF GOOD REPAIR FUNDS)	TP	
	136	PURCHASE OF 33 40-FOOT REPLACEMENT BUSES FOR THE MILWAUKEE COUNTY TRANSIT SYSTEM	TP	
	728	MOBILITY MANAGEMENT PROGRAM FOR THE PLANNING AND COORDINATION OF PUBLIC TRANSPORTATION SERVICES FOR PERSONS WITH DISABILITIES IN MILWAUKEE COUNTY	TP	
	729	OPERATING FUNDING FOR THE MILWAUKEE COUNTY CAR SHARE INITIATIVE	TP	

Source: SEWRPC.

Table B -1

**IMPLEMENTATION STATUS OF PROJECTS IN THE 2011 - 2014
TRANSPORTATION IMPROVEMENT PROGRAM FOR THE MILWAUKEE TRANSPORTATION
MANAGEMENT AREA -- MILWAUKEE COUNTY 2013-2016**

STATUS	NO	PROJECT DESCRIPTION	TYPE	PROJECT SPONSOR
COMPLETED	730	PURCHASE OF INTERACTIVE VOICE RESPONSE (IVR) SOFTWARE FOR MCTS	TP	MILWAUKEE COUNTY
	736	FAÇADE MASONRY REPAIRS AT MCTS FACILITIES	TP	
	773	PURCHASE OF REPLACEMENT BUSES FOR THE MILWAUKEE COUNTY TRANSIT SYSTEM (55 IN 2011; 55 IN 2012) USING INTERSTATE COST ESTIMATE FUNDS	TP	
	774	PURCHASE OF REPLACEMENT BUSES FOR THE MILWAUKEE COUNTY TRANSIT SYSTEM IN 2012 (FTA STATE OF GOOD REPAIR)	TP	
	780	OPERATING ASSISTANCE FOR MCTS ROUTE 17 TO SERVE BUSINESSES IN THE MENOMONEE VALLEY IN MILWAUKEE COUNTY: 2012	TP	
	781	OPERATING ASSISTANCE FOR MCTS ROUTES 12, 27, AND 28 IN MILWAUKEE COUNTY: 2012	TP	
	782	OPERATING ASSISTANCE FOR MCTS ROUTE 54 TO THE UNITED MIGRANT OPPORTUNITY SERVICES (UMOS) OFFICE IN MILWAUKEE COUNTY: 2012	TP	
	790	PURCHASE OF SPARE PARTS FOR 40-FOOT BUSES: REAR AXLE ASSEMBLY, ENGINE, ELECTRIC DESTINATION SIGN, AND AIR CONDITIONING COMPRESSOR.	TP	
	808	MOBILITY MANAGER POSITION TO PLAN AND COORDINATE TRANSPORTATION SERVICES IN MILWAUKEE COUNTY: 2012	TP	
	810	PURCHASE OF CONCRETE BUS PADS IN MILWAUKEE COUNTY: 2012	TP	
	141	BRIDGE REPLACEMENT OF THE KINNICKINNIC RIVER PKWY BRIDGE OVER THE KINNICKINNIC RIVER IN MILWAUKEE COUNTY	OH	
	142	REHABILITATION OF THE LAKE PARK DR BRIDGE (P-40-0573)	OH	
	145	PURCHASE OF SIX GASOLINE-ELECTRIC HYBRID VANS FOR THE MILWAUKEE COUNTY TRANSIT SYSTEM (TRANSIT INVESTMENTS FOR GREENHOUSE GAS AND ENERGY REDUCTION FUNDS--WI-77-0001)	EE	
	148	IMPLEMENTATION OF AN INTER-JURISDICTIONAL TRAFFIC COMMUNICATIONS SYSTEM CONNECTING COUNTY AND STATE SIGNALIZED INTERSECTION SYSTEMS IN MILWAUKEE COUNTY	EE	
	150	REHABILITATION OF HISTORIC SOUTH LION BRIDGE IN HISTORIC LAKE PARK IN THE CITY OF MILWAUKEE	EE	
	159	RECONSTRUCT TO MODERN DESIGN STANDARDS THE OAK LEAF TRAIL FROM W CONGRESS ST TO W SILVER SPRING DR IN THE LITTLE MENOMONEE RIVER CORRIDOR (2.25 MI)	EE	
	162	CONSTRUCTION OF A PEDESTRIAN BRIDGE OVER THE OAK LEAF TRAIL AT RIVERSIDE PARK IN MILWAUKEE COUNTY.	EE	
	172	CONSTRUCTION OF THE OAK LEAF TRAIL FROM THE NORTHWEST CORNER OF BROWN DEER PARK ALONG AN ATC UTILITY CORRIDOR TO THE VILLAGE OF BROWN DEER VILLAGE HALL, THEN WESTERLY TO CONNECT WITH KOHL PARK AT THE W END OF HANSON PARK	EE	
	719	REPLACEMENT OF THE WHITNALL PARK DR BRIDGE OVER THE ROOT RIVER (P40-0721) IN THE CITY OF FRANKLIN	HP	FRANKLIN (City)

Table B -1

**IMPLEMENTATION STATUS OF PROJECTS IN THE 2011 - 2014
TRANSPORTATION IMPROVEMENT PROGRAM FOR THE MILWAUKEE TRANSPORTATION
MANAGEMENT AREA -- MILWAUKEE COUNTY 2013-2016**

STATUS	NO	PROJECT DESCRIPTION	TYPE	PROJECT SPONSOR
COMPLETED	178	RECONSTRUCTION OF W GLENDALE AVE FROM N GREEN BAY AVE (STH 57) AND N PORT WASHINGTON RD (0.60 MI)	HP	GLENDALE (City)
	179	CONSTRUCTION OF A 10-FOOT WIDE BICYCLE/PEDESTRIAN PATH ALONG WE ENERGIES ROW FROM N SIDNEY PL TO W MILL RD IN THE CITY OF GLENDALE (0.5 MI)	EE	
	194	RECONSTRUCTION OF THE W JUNEAU AVE BASCULE BRIDGE (P-40-880) OVER THE MILWAUKEE RIVER IN THE CITY OF MILWAUKEE (TIGER GRANT) (0.03 MI)	HP	MILWAUKEE (City)
	195	REHABILITATION AND DECK REPLACEMENT OF THE E LINCOLN AVE BRIDGE OVER THE UP RAILWAY IN THE CITY OF MILWAUKEE (P-40-0804) (0.17 MI)	HP	
	198	PAVEMENT REPLACEMENT OF W MORGAN AVE FROM S 68TH ST TO N 84TH ST IN THE CITY OF MILWAUKEE (1.00 MI)	HP	
	211	REHABILITATION OF THE W WISCONSIN AVE VERTICAL LIFT BRIDGE (B-40-488) OVER THE MILWAUKEE RIVER IN THE CITY OF MILWAUKEE (TIGER GRANT) (0.04 MI)	HP	
	222	PAVEMENT REPLACEMENT OF N 91ST ST FROM N SWAN RD TO W FLAGG AVE TO INCLUDE N SWAN RD FROM W HAMPTON AVE TO N 91ST ST IN THE CITY OF MILWAUKEE (1.37 MI)	HP	
	230	TRAFFIC SIGNAL SAFETY IMPROVEMENTS AT 11 INTERSECTIONS IN THE CITY OF MILWAUKEE	HS	
	231	HOPKINS ELEMENTARY SCHOOL SRTS IMPROVEMENTS: RADAR SPD LMT AND PED YIELD SIGN INSTALL, THERMOPLASTIC PVMNT MARKINGS, REFUGE ISLAND AND TRAFFIC CIRCLE TO IMPROVE PED SAFETY IN THE CITY OF MILWAUKEE	HS	
	232	INSTALLATION OF PEDESTRIAN COUNTDOWN TIMERS AT 85 INTERSECTIONS IN THE CITY OF MILWAUKEE (HSIP GRANT NO. 1)	HS	
	233	INSTALLATION OF PEDESTRIAN COUNTDOWN TIMERS AT 85 INTERSECTIONS IN THE CITY OF MILWAUKEE (HSIP GRANT NO. 2)	HS	
	234	INSTALLATION OF PEDESTRIAN COUNTDOWN TIMERS AT 89 INTERSECTIONS IN THE CITY OF MILWAUKEE (HSIP GRANT NO.3)	HS	
	243	INSTALLATION OF PEDESTRIAN PUSH BUTTONS AND VEHICLE DETECTION LOOPS AT THE INTERSECTIONS OF W CAPITOL DR (STH 190) AND 7TH ST, AND N 76TH ST (STH 181) AND W GRANTOSA DR IN THE CITY OF MILWAUKEE	HS	
	244	SAFETY IMPROVEMENTS ON S CESAR CHAVEZ DR FROM NATIONAL AVE (STH 59) TO GREENFIELD AVE IN THE CITY OF MILWAUKEE (0.50 MI)	HS	
	247	TRAFFIC SIGNAL IMPROVEMENTS AT TWO CONNECTING HIGHWAY INTERSECTIONS - CONGRESS ST AND N 76TH ST, WELLS ST & 35TH ST IN THE CITY OF MILWAUKEE	HS	
	248	INSTALLATION AND MODIFICATION OF TRAFFIC SIGNALS AT THE INTERSECTIONS OF W NORTH AVE WITH N 7TH ST AND N 8TH ST IN THE CITY OF MILWAUKEE	HS	
	251	DESIGN AND CONSTRUCTION OF SAFETY IMPROVEMENTS ON S 27TH ST (STH 241) FROM KINNICKINNIC RIVER PARKWAY TO HOWARD AVE IN THE CITY OF MILWAUKEE (1.10 MI)	HS	
	253	TRAFFIC SIGNAL IMPROVEMENTS AT THE INTERSECTION OF N 35TH ST AND W WISCONSIN AVE IN THE CITY OF MILWAUKEE	HS	
	254	IMPROVE RAILROAD CROSSINGS, INSTALL SIGNS, AND PAVEMENT MARKINGS FOR BIKE LANES, IMPROVE CROSSINGS AND REPAVE ROADWAY SEGMENTS WHERE NEEDED (3.70 MI)	EE	
	269	INSTALLATION OF COORDINATED TRAFFIC SIGNALS AT SIX ALL-WAY STOP CONTROLLED INTERSECTIONS IN THE CITY OF MILWAUKEE	EE	

Source: SEWRPC.

Table B -1

**IMPLEMENTATION STATUS OF PROJECTS IN THE 2011 - 2014
TRANSPORTATION IMPROVEMENT PROGRAM FOR THE MILWAUKEE TRANSPORTATION
MANAGEMENT AREA -- MILWAUKEE COUNTY 2013-2016**

STATUS	NO	PROJECT DESCRIPTION	TYPE	PROJECT SPONSOR
COMPLETED	275	MARSUPIAL BRIDGE IMPROVEMENTS (HOLTON ST VIADUCT) IN THE CITY OF MILWAUKEE	EE	MILWAUKEE (City)
	277	INSTALLATION OF IMPROVED BUS SHELTERS AND BICYCLE RACKS, AND CONSTRUCT STREETScape ENHANCEMENTS ALONG W NORTH AVE FROM MARTIN LUTHER KING JR DR TO N 7TH ST (0.31 MI)	EE	
	283	RECONSTRUCTION WITH ADDITIONAL LANES OF DREXEL AVE FROM S 27TH ST (STH 241) TO S 13TH ST (CTH V) IN THE CITY OF OAK CREEK (1.0 MI)	HI	OAK CREEK (City)
	284	TRAFFIC SIGNAL IMPROVEMENTS AT THE INTERSECTION OF S 13TH ST AND W PUETZ RD IN THE CITY OF OAK CREEK	HS	
	287	INSTALLATION AND INTERCONNECTION OF TRAFFIC SIGNALS AND SIGNING AT SELECTED HOWARD AVE INTERSECTIONS IN THE CITY OF ST. FRANCIS	HP	ST FRANCIS (City)
	288	RESURFACING OF S PACKARD AVE FROM E LUNHAM AVE AND E HOWARD AVE (0.5 MI)	HP	
	290	RECONSTRUCTION WITH ADDITIONAL TRAFFIC LANES OF NICHOLSON AVE AND S PENNSYLVANIA AVE FROM E RAWSON AVE (CTH BB) AND E COLLEGE AVE (CTH ZZ) (1.02 MI)	HI	SOUTH MILWAUKEE (City)
	293	SAFE ROUTES TO SCHOOL IMPROVEMENTS IN THE CITY OF WAUWATOSA: CURB RAMP MODIFICATIONS, LED SCHOOL CROSSING AND RADAR SPD LMT SIGN INSTALL, AND BIKE RACKS TO IMPROVE PED SAFETY IN THE CITY OF WAUWATOSA	HS	WAUWATOSA (City)
	295	RECONSTRUCTION OF W NATIONAL AVE FROM S 92ND ST TO 85TH ST IN THE CITY OF WEST ALLIS (0.75 MI)	HP	WEST ALLIS (City)
	296	RESURFACING OF W NATIONAL AVE FROM S 82ND ST TO S 84TH ST IN THE CITY OF WEST ALLIS (0.25 MI)	HP	
	783	WAYS TO WORK INITIATIVE TO PROVIDE LOANS TO LOW-INCOME FAMILIES IN MILW CO FOR AUTOMOBILE PURCHASES TO ENSURE TRANSPORTATION TO JOBS: 2012	TP	SOCIAL DEVELOPMENT COMMISSION
	306	MOBILITY MANAGER POSITION TO PLAN AND COORDINATE TRANSPORTATION SERVICES IN MILWAUKEE COUNTY	TP	MILWAUKEE CAREERS COOPERATIVE, INC.
	307	OPERATING ASSISTANCE FOR EMPLOYMENT TRANSPORTATION SERVICES FOR LOW-INCOME PERSONS IN MILWAUKEE COUNTY (MILWAUKEE AREA JOB RIDE COLLABORATIVE)	TP	
	784	MOBILITY MANAGER POSITION TO PLAN AND COORDINATE TRANSPORTATION SERVICES IN MILWAUKEE COUNTY: 2012	TP	
	785	OPERATING ASSISTANCE FOR EMPLOYMENT TRANSPORTATION SERVICES FOR LOW-INCOME PERSONS IN MILWAUKEE COUNTY (MILWAUKEE AREA JOB RIDE COLLABORATIVE): 2012	TP	
	786	DRIVER LICENSE RECOVERY SERVICES AND OPERATING ASSISTANCE FOR EMPLOYMENT TRANSPORTATION SERVICES FOR LOW-INCOME PERSONS IN MILWAUKEE COUNTY (DRIVER'S LICENSE RECOVERY AND EMPLOYABILITY PROJECT): 2012	TP	WISCONSIN COMMUNITY SERVICES
DEFERRED	60	RESURFACING OF LAKE PARKWAY (STH 794) FROM CARFERRY DR TO LAYTON AVE (CTH Y) IN MILWAUKEE COUNTY (3.1 MI)	HP	STATE OF WISCONSIN
	695	CORRIDOR STUDY OF USH 41 FROM STH 181 TO MILWAUKEE COUNTY LINE IN MILWAUKEE (5.71 MI)	HP	
	697	CORRIDOR STUDY OF STH 38 FROM MILWAUKEE COUNTY LINE TO STH 119 IN MILWAUKEE COUNTY (7.25 MI)	HP	
	68	REDEVELOPMENT OF THE DOWNTOWN MILWAUKEE INTERMODAL STATION	TP	

Table B -1

**IMPLEMENTATION STATUS OF PROJECTS IN THE 2011 - 2014
TRANSPORTATION IMPROVEMENT PROGRAM FOR THE MILWAUKEE TRANSPORTATION
MANAGEMENT AREA -- MILWAUKEE COUNTY 2013-2016**

STATUS	NO	PROJECT DESCRIPTION	TYPE	PROJECT SPONSOR
DEFERRED	69	REHABILITATION OF TRAIN SHED AND PLATFORMS AT THE MILWAUKEE INTERMODAL PASSENGER STATION (AMTRAK STATION)	TP	STATE OF WISCONSIN
	97	RECONSTRUCTION OF W BELOIT RD (CTH T) FROM S 124TH ST TO STH 100 IN MILWAUKEE COUNTY (1.10 MI)	HP	MILWAUKEE COUNTY
	98	RECONSTRUCTION OF S 76TH ST (CTH U) FROM THE SOUTH MILWAUKEE COUNTY LINE TO PUETZ RD IN THE CITY OF FRANKLIN (3.00 MI)	HP	
	99	RECONSTRUCTION OF S 13TH ST (CTH V) FROM SOUTH MILWAUKEE COUNTY LINE TO RYAN RD (STH 100) IN THE CITY OF OAK CREEK (2.0 MI)	HP	
	100	RECONSTRUCTION OF S 13TH ST (CTH V) FROM RYAN RD (STH 100) TO W RAWSON AVE (CTH BB) IN THE CITY OF OAK CREEK (3.00 MI)	HP	
	102	RECONSTRUCTION OF N PORT WASHINGTON RD (CTH W) FROM W DAPHNE ST TO W GOOD HOPE RD (CTH PP) IN MILWAUKEE COUNTY (0.70 MI)	HP	
	103	RECONSTRUCTION OF W LAYTON AVE (CTH Y) FROM S 27TH ST (STH 241) TO W LOOMIS RD (STH 36) IN THE CITY OF GREENFIELD (1.20 MI)	HP	
	737	REPLACEMENT OF BUS VACUUM SYSTEM AT THE MCTS FIEBRANTZ GARAGE	TP	
	738	REPLACEMENT OF BUS WASHING SYSTEM AT THE MCTS FIEBRANTZ GARAGE	TP	
	739	FAÇADE AND FOUNDATION REPAIRS AT THE MCTS FOND DU LAC GARAGE FACILITIES	TP	
	740	REPLACEMENT OF FIRE ALARM SYSTEM AT THE MCTS FOND DU LAC GARAGE	TP	
	741	REPLACEMENT OF BUS WASHING SYSTEM AT THE MCTS FOND DU LAC GARAGE	TP	
	742	REPLACEMENT OF BUS WASHING SYSTEM AT THE MCTS KINNICKINNIC OPERATING GARAGE FACILITIES	TP	
	743	REPLACEMENT OF HVAC SYSTEM AT THE MCTS KINNICKINNIC OPERATING GARAGE FACILITIES	TP	
	744	REPLACEMENT OF BUS VACUUM SYSTEM AT THE MCTS KINNICKINNIC GARAGE	TP	
	140	RECONSTRUCTION OF SOUTH 68TH ST (CTH A) FROM RYAN RD (STH 100) TO HOUSE OF CORRECTIONS IN THE CITY OF FRANKLIN (0.75 MI)	OH	
	143	RECONSTRUCTION OF OLD LOOMIS RD FROM RAWSON AVE (CTH BB) TO S 76TH ST (CTH U) IN THE CITY OF FRANKLIN (0.63 MI)	OH	
	144	BRIDGE REHABILITATION OF W VIENNA AVE OVER THE MENOMONEE RIVER AT GRANTOSA PKWY IN MILWAUKEE COUNTY (P-40-0771)	OH	
	147	TRAFFIC SIGNAL OPTIMIZATION OF 50 TRAFFIC SIGNALS ON COUNTY TRUNK HIGHWAYS, COORDINATION WITH WISDOT AND MILWAUKEE COUNTY TRAFFIC SIGNALS	EE	

Table B -1

**IMPLEMENTATION STATUS OF PROJECTS IN THE 2011 - 2014
TRANSPORTATION IMPROVEMENT PROGRAM FOR THE MILWAUKEE TRANSPORTATION
MANAGEMENT AREA -- MILWAUKEE COUNTY 2013-2016**

STATUS	NO	PROJECT DESCRIPTION	TYPE	PROJECT SPONSOR
DEFERRED	158	FINAL PHASE OF THE NW SIDE TO DOWNTOWN COMMUTER PROJECT: CONSTRUCT PAVED ASPHALT ON ABANDONED UP R/R CORRIDOR FROM ESTABROOK PARK TO WE ENERGIES UTILITY CORRIDOR NEAR 2900 W MILL RD(CTH S) IN MILWAUKEE COUNTY (2.7 MI)	EE	MILWAUKEE COUNTY
		RECONSTRUCTION OF S 16TH ST FROM W OKLAHOMA AVE TO W LINCOLN AVE IN THE CITY OF MILWAUKEE (1.20 MI)	HP	MILWAUKEE (City)
	182	INSTALLATION OF VEHICLE DETECTION LOOPS AND PEDESTRIAN PUSH BUTTONS FOR THE INSTALLATION OF SEMI-ACTUATED OPERATION FOR 32 SIGNALIZED INTERSECTIONS THROUGHOUT THE CITY OF MILWAUKEE	HP	
	190	RESURFACING OF N HOPKINS ST FROM W CONGRESS ST TO W VILLARD AVE IN THE CITY OF MILWAUKEE (1.10 MI)	HP	
	192	RECONSTRUCTION OF N HUMBOLDT BLVD FROM E LOCUST ST TO E KEEFE AVE IN THE CITY OF MILWAUKEE (0.40 MI)	HP	
	193	RECONSTRUCTION OF N HUMBOLDT BLVD FROM E NORTH AVE TO E LOCUST ST IN THE CITY OF MILWAUKEE (0.8 MI)	HP	
	201	RECONSTRUCTION OF W OKLAHOMA AVE FROM S 49TH ST TO S 60TH ST IN THE CITY OF MILWAUKEE (0.60 MI)	HP	
	203	RECONSTRUCTION OF W STATE ST FROM N 35TH ST (USH 18) TO N 27TH ST (STH 57) IN THE CITY OF MILWAUKEE (0.50 MI)	HP	
	204	RECONSTRUCTION OF N TEUTONIA AVE FROM W CAPITOL DR (STH 190) TO W RUBY AVE IN THE CITY OF MILWAUKEE (0.70 MI)	HP	
	205	RECONSTRUCTION OF TEUTONIA AVE FROM W BURLEIGH ST TO W CAPITOL DR (STH 190) IN THE CITY OF MILWAUKEE (1.10 MI)	HP	
	206	RECONSTRUCTION OF N TEUTONIA AVE FROM W CENTER ST TO W BURLEIGH ST IN THE CITY OF MILWAUKEE (0.50 MI)	HP	
	208	RECONSTRUCTION OF W VLIET ST FROM N 12TH ST TO N 27TH ST (STH 57) IN THE CITY OF MILWAUKEE (1.05 MI)	HP	
	218	RESURFACING OF N 68TH ST FROM W CAPITOL DR TO W HAMPTON AVE IN THE CITY OF MILWAUKEE (1.0 MI)	HP	
	223	RECONSTRUCTION OF N 92ND ST FROM W CAPITOL DR (STH 190) TO W HAMPTON AVE IN THE CITY OF MILWAUKEE (1.06 MI)	HP	
	245	SAFETY IMPROVEMENTS FOR THE INTERSECTION OF W FOND DU LAC AVE (STH 145) AND N SHERMAN BLVD IN THE CITY OF MILWAUKEE	HS	
	250	TRAFFIC SIGNAL IMPROVEMENTS AND STOP BARS PAINTED AT THE INTERSECTIONS OF N SHERMAN BLVD WITH W BURLEIGH ST, W LOCUST ST, AND W CENTER ST IN THE CITY OF MILWAUKEE	HS	
	256	SIGNAL OPTIMIZATION FOR 34 TRAFFIC SIGNALS IN THE BAY VIEW NEIGHBORHOOD IN THE CITY OF MILWAUKEE	EE	
	257	SIGNAL OPTIMIZATION FOR 103 TRAFFIC SIGNALS ALONG THE E/W CAPITOL DR (STH 190) AND W FOND DU LAC (STH 145) IN THE CITY OF MILWAUKEE	EE	
	258	INSTALLATION OF VEHICLE DETECTION LOOPS AND PEDESTRIAN PUSHBUTTONS FOR THE INSTALLATION OF SEMI-ACTUATED OPERATION FOR 10 SIGNALIZED CONNECTING HIGHWAY INTERSECTIONS THROUGHOUT THE CITY OF MILWAUKEE	EE	

Table B -1

**IMPLEMENTATION STATUS OF PROJECTS IN THE 2011 - 2014
TRANSPORTATION IMPROVEMENT PROGRAM FOR THE MILWAUKEE TRANSPORTATION
MANAGEMENT AREA -- MILWAUKEE COUNTY 2013-2016**

STATUS	NO	PROJECT DESCRIPTION	TYPE	PROJECT SPONSOR
DEFERRED	259	RETROFIT DIESEL ENGINES ON 44 HEAVY TRUCKS AND DIESEL OXIDATION CATALYST MUFFLERS ON 50 HEAVY EQUIPMENT UNITS, PROVIDE MARGINAL COST FOR BIO-DIESEL FUEL, AND PROVISION OF "ECO-DRIVING" TRAINING TECHNIQUES FOR DRIVERS	EE	MILWAUKEE (City)
	260	IMPLEMENTATION OF A MARKETING PROGRAM AIMED AT REDUCING SINGLE OCCUPANCY TRIPS, AND INCREASING BICYCLE, PEDESTRIAN, TRANSIT, CARPOOL AND CAR-SHARING TRIPS	EE	
	262	CONSTRUCTION OF A COMPRESSED NATURAL GAS (CNG) FUELING STATION AT 3025 W RUBY AVE AND INCREMENTAL COSTS OF CONVERTING 20 REFUSE TRUCKS TO CNG IN THE CITY OF MILWAUKEE	EE	
	263	INSTALLATION OF BICYCLE LANES ON VARIOUS ARTERIAL ROADWAYS IN THE CITY OF MILWAUKEE	EE	
	265	INSTALLATION OF TRANSIT PRIORITY SYSTEM AT 100 SIGNALIZED INTERSECTION ON PROPOSED EXPRESS BUS AND TROLLEY CIRCULATOR ROUTES IN THE CITY OF MILWAUKEE	EE	
	276	STREETSCAPE ENHANCEMENTS ON LAYTON BLVD FROM OKLAHOMA AVE TO NATIONAL AVE IN THE CITY OF MILWAUKEE	EE	
	294	RESURFACING OF W CLEVELAND AVE FROM S 101ST ST TO W NATIONAL AVE IN THE CITY OF WEST ALLIS (0.36 MI)	HP	WEST ALLIS (City)
	297	RESURFACING OF W OKLAHOMA AVE FROM S 124TH ST TO S WAUKESHA RD IN THE CITY OF WEST ALLIS (0.47)	HP	
DROPPED	12	STRUCTURAL REHABILITATION AND CONCRETE SURFACE REPAIRS TO VARIOUS BRIDGES IN SOUTHEAST REGION	HP	STATE OF WISCONSIN
	18	STRUCTURAL REHABILITATION AND CONCRETE SURFACE REPAIRS ON 76TH ST BRIDGE (B-40-89) OVER IH 94 IN THE CITY OF MILWAUKEE	HP	
	24	MAINTENANCE (ROUT AND SEAL) OF IH-894 FROM THE ZOO INTERCHANGE TO THE MITCHELL INTERCHANGE IN THE CITIES OF GREENFIELD AND MILWAUKEE (5.0 MI)	HP	
	33	REMOVE CULVERT AND REGRADE IN THE SOUTHEAST QUADRANT OF USH 45 AND RAWSON RD INTERCHANGE IN MILWAUKEE COUNTY	HP	
	34	STRUCTURAL REHABILITATION AND CONCRETE SURFACE REPAIRS ON CENTER ST PEDESTRIAN BRIDGE (B-40-384) OVER USH 45 IN THE CITY OF WAUWATOSA	HP	
	61	ACQUISITION OF RIGHT OF WAY FOR LOOMIS ROAD (STH 36) PARK AND RIDE LOT IN MILWAUKEE COUNTY	HP	
	750	REHABILITATION OF THE BRIDGES ON THE NORTH-SOUTH FREEWAY (IH-43) FROM NORTH AVE TO 0.03 MI SOUTH OF LEXINGTON BLVD IN MILWAUKEE COUNTY (3.72 MI)	HP	
	92	PLANNING, AND PRELIMINARY AND FINAL ENGINEERING OF COMMUTER PASSENGER TRAIN SERVICE IN THE MILWAUKEE-RACINE-KENOSHA CORRIDOR	TE	SOUTHEASTERN REGIONAL TRANSIT AUTHORITY
	713	REHABILITATION OF THE 76TH ST (CTH U) BRIDGE (SOUTHBOUND) OVER THE ROOT RIVER (B40-0576) IN MILWAUKEE COUNTY	HP	MILWAUKEE COUNTY
	714	REHABILITATION OF THE 76TH ST (CTH U) BRIDGE (NORTHBOUND) OVER THE ROOT RIVER (B40-0575) IN MILWAUKEE COUNTY	HP	
	715	REHABILITATION OF THE W LAYTON AVE (CTH Y) BRIDGE OVER THE ROOT RIVER (B40-0013) IN MILWAUKEE COUNTY	HP	
	716	REHABILITATION OF THE MILL RD BRIDGE OVER OAK CREEK (B40-0936) IN MILWAUKEE COUNTY	HP	

Table B -1

**IMPLEMENTATION STATUS OF PROJECTS IN THE 2011 - 2014
TRANSPORTATION IMPROVEMENT PROGRAM FOR THE MILWAUKEE TRANSPORTATION
MANAGEMENT AREA -- MILWAUKEE COUNTY 2013-2016**

STATUS	NO	PROJECT DESCRIPTION	TYPE	PROJECT SPONSOR
DROPPED	717	REHABILITATION OF THE E MASON ST BRIDGE OVER LINCOLN MEMORIAL DR (B40-0524) IN MILWAUKEE COUNTY	HP	MILWAUKEE COUNTY
	128	PURCHASE OF SPARE PARTS FOR 40-FOOT BUSES: ENGINE, REAR AXLE ASSEMBLY, ELECTRONIC DESTINATION SIGN AND AIR CONDITIONING COMPRESSOR	TP	
	809	PURCHASE AND OPERATION OF A THREE VEHICLE ACCESSIBLE SHARED CAR/VAN PROGRAM IN MILWAUKEE COUNTY: 2012	TP	
	146	PROVIDE 10 NATURAL GAS VEHICLES AT GENERAL MITCHELL INTERNATIONAL AIRPORT. EIGHT VEHICLES FOR GMIA OPERATIONS AND TWO VEHICLES TO SERVICE REMOTE PARKING	EE	
	149	CONSTRUCTION OF A 10 FT WIDE ASPHALT PATH FROM 3900 W BRADLEY RD TO 2900 W MILL RD (ESTABROOK PARK) OAK LEAF TRAIL PHASE III IN MILWAUKEE COUNTY (3.1 MI)	EE	
	175	PAVEMENT REPLACEMENT OF GREEN TREE RD FROM N SENECA AVE TO N LAKE DR IN THE VILLAGE OF FOX POINT (0.4 MI)	HP	FOX POINT (Village)
	176	RECONSTRUCTION WITH ADDITIONAL TRAFFIC LANES OF S 76TH ST (CTH U) FROM PUETZ RD TO IMPERIAL DR IN THE CITY OF FRANKLIN (1.6 MI)	HI	FRANKLIN (City)
	186	RECONSTRUCTION OF FOND DU LAC AVE FROM N 91ST TO N 107TH ST IN THE CITY OF MILWAUKEE (1.40 MI)	HP	MILWAUKEE (City)
	187	RESURFACING OF W FOREST HOME AVE FROM S 16TH ST TO W LINCOLN AVE IN THE CITY OF MILWAUKEE (0.70 MI)	HP	
	191	RESURFACING OF W HOWARD AVE FROM S 48TH ST TO S 55TH ST IN THE CITY OF MILWAUKEE (0.40 MI)	HP	
	196	RECONSTRUCTION OF THE W LISBON AVE BRIDGE (P-40-0884) OVER THE CP R/R IN THE CITY OF MILWAUKEE (0.02 MI)	HP	
	199	RECONSTRUCTION OF W MORGAN AVE FROM W FOREST HOME AVE TO S 68TH ST IN THE CITY OF MILWAUKEE (0.90 MI)	HP	
	202	PAVEMENT REPLACEMENT OF N PORT WASHINGTON AVE FROM N DR MARTIN LUTHER KING JR DR TO NORTH CITY LIMITS IN THE CITY OF MILWAUKEE (0.85 MI)	HP	
	212	REHABILITATION OF THE S 1ST ST BRIDGE (P-40-0829) OVER THE KINNICKINNIC RIVER IN THE CITY OF MILWAUKEE (0.03 MI)	HP	
	213	RESURFACING OF N 6TH ST FROM W MCKINLEY AVE TO W WALNUT ST IN THE CITY OF MILWAUKEE (0.50 MI)	HP	
	215	RECONSTRUCTION OF N 27TH ST FROM W HOPKINS ST TO W CAPITOL DR IN THE CITY OF MILWAUKEE (0.40 MI)	HP	
	217	PAVEMENT REPLACEMENT OF S 60TH ST FROM W OKLAHOMA AVE TO W KINNICKINNIC RIVER PKWY IN THE CITY OF MILWAUKEE (0.60 MI)	HP	
	219	RECONSTRUCTION OF S 68TH ST FROM W MORGAN AVE TO W CLEVELAND AVE IN THE CITY OF MILWAUKEE (1.0 MI)	HP	
	220	PAVEMENT REPLACEMENT OF S 68TH ST FROM W HOWARD AVE TO W MORGAN AVE IN THE CITY OF MILWAUKEE (0.50 MI)	HP	
	221	RESURFACING OF N 91ST ST FROM W MILL RD TO W GOOD HOPE RD IN THE CITY OF MILWAUKEE (1.0 MI)	HP	

Source: SEWRPC.

Table B -1

**IMPLEMENTATION STATUS OF PROJECTS IN THE 2011 - 2014
TRANSPORTATION IMPROVEMENT PROGRAM FOR THE MILWAUKEE TRANSPORTATION
MANAGEMENT AREA -- MILWAUKEE COUNTY 2013-2016**

STATUS	NO	PROJECT DESCRIPTION	TYPE	PROJECT SPONSOR
DROPPED	224	RESURFACING OF N 124TH ST- FROM PT NORTH OF W BROWN DEER RD TO PT SOUTH OF COUNTY LINE RD IN THE CITY OF MILWAUKEE (0.86 MI)	HP	MILWAUKEE (City)
	246	RECONSTRUCTION OF THE INTERSECTION OF S HOWELL AVE (STH 38) AND W LAYTON AVE (CTH Y) IN THE CITY OF MILWAUKEE	HS	
	264	CONSTRUCTION OF THE BEERLINE BIKE/RECREATIONAL CORRIDOR FROM E CHAMBERS ST TO E HOLTON AVE IN THE CITY OF MILWAUKEE (0.56 MI)	EE	
	266	DESIGN AND INSTALLATION OF EXPRESS BUS ROUTE TRAFFIC SIGNAL PRE-EMPTION EQUIPMENT IN THE CITY OF MILWAUKEE	EE	
	289	RECONSTRUCTION OF N WILSON DR FROM E CAPITOL DR (STH 190) AND THE NORTH VILLAGE LIMIT (0.87 MI)	HP	SHOREWOOD (Village)
	292	RECONSTRUCTION WITH ADDITIONAL TRAFFIC LANES OF WATERTOWN PLANK RD FROM 500' W OF STH 100 TO USH 45 IN THE CITY OF WAUWATOSA (0.64 MI)	HI	WAUWATOSA (City)
	303	INTERSECTION MODIFICATIONS ALONG W NATIONAL AVE (STH 59) FROM S 48TH ST TO S 41ST ST IN THE VILLAGE OF WEST MILWAUKEE	HS	WEST MILWAUKEE (Village)
	304	SIGNAL MODIFICATION AND A MEDIAN CLOSING AT THE INTERSECTIONS OF MILLER PARKWAY AT GREENFIELD AVE AND NATIONAL AVE IN THE VILLAGE OF WEST MILWAUKEE	HS	
ON SCHEDULE	28	RESURFACING OF W APPLETON AVE (USH 41) FROM W CAPITOL DR (STH 190) TO N 107TH ST IN THE CITY OF MILWAUKEE (3.6 MI)	HP	STATE OF WISCONSIN
	38	REHABILITATION OF S HOWELL AVE (STH 38) FROM LAYTON AVE (CTH Y) TO E HOWARD AVE IN THE CITY OF MILWAUKEE (1.00 MI)	HP	
	42	REHABILITATION OF STH 57 FROM TEUTONIA AVE TO MEQUON RD (STH 57/167) IN THE VILLAGE OF BROWN DEER AND CITY OF MEQUON (3.6 MI)	HP	
	792	INSPECTION/FORCE ACCOUNT ACTIVITIES FOR MCTS BUS REPLACEMENT PROJECTS	TP	MILWAUKEE COUNTY
	731	SAFETY IMPROVEMENTS AT THE INTERSECTIONS OF CTH U (76TH ST) AND EDGERTON AVE, AND CTH U (76TH ST) AND LAYTON AVE IN MILWAUKEE COUNTY	HS	
	180	RECONSTRUCTION OF EDGERTON AVE FROM W LOOMIS RD (STH 36) TO S 27TH ST (STH 241) IN THE CITY OF GREENFIELD (1.4 MI)	HP	GREENFIELD (City)
	777	INSTALLATION OF LIGHTING ON S 27TH ST (STH 241) FROM COLLEGE AVE TO HOWARD AVE (WEST SIDE) IN THE CITY OF GREENFIELD (3.02 MI)	HS	
	189	RECONSTRUCTION OF W HAMPTON AVE FROM N TEUTONIA AVE (STH 57) TO N TEUTONIA AVE IN THE CITY OF MILWAUKEE (0.83 MI)	HP	MILWAUKEE (City)
UNDERWAY	1	TRAFFIC OPERATIONS CENTER; MONITOR OPERATION AND MAINTENANCE	HP	STATE OF WISCONSIN
	2	SUPPORT OF THE SOUTHEASTERN WISCONSIN REGIONAL PLANNING COMMISSION TRANSPORTATION PLANNING PROGRAM	HP	
	3	CONTINUATION OF THE REGIONAL TRANSPORTATION PLANNING PROGRAM CONDUCTED BY THE SOUTHEASTERN WISCONSIN REGIONAL PLANNING COMMISSION	HP	
	4	SOUTHEASTERN WISCONSIN REGIONAL PLANNING COMMISSION TRAVEL HABITS AND PATTERNS SURVEYS	HP	

Source: SEWRPC.

Table B -1

**IMPLEMENTATION STATUS OF PROJECTS IN THE 2011 - 2014
TRANSPORTATION IMPROVEMENT PROGRAM FOR THE MILWAUKEE TRANSPORTATION
MANAGEMENT AREA -- MILWAUKEE COUNTY 2013-2016**

STATUS	NO	PROJECT DESCRIPTION	TYPE	PROJECT SPONSOR
UNDERWAY	5	INSPECTION OF VARIOUS BRIDGES IN MILWAUKEE, WAUKESHA, KENOSHA, RACINE, WALWORTH AND WASHINGTON COUNTIES	HP	STATE OF WISCONSIN
	6	REPLACEMENT AND REPAIR OF SIGNALS AND SIGN BRIDGES WITHIN SOUTHEASTERN WISCONSIN	HP	
	8	PRELIMINARY DESIGN FOR PROJECTS THAT HAVE MINOR ENVIRONMENTAL ACTIONS (A PROJECT LIST IS AVAILABLE UPON REQUEST)	HP	
	10	PAVEMENT MARKING AND SIGNING WITHIN SOUTHEASTERN WISCONSIN	HP	
	11	PAVEMENT REPAIR ON VARIOUS FREEWAYS WITHIN SOUTHEASTERN WISCONSIN	HP	
	13	RESURFACING OF IH-43 FROM SILVER SPRING DR TO NORTH MILWAUKEE COUNTY LINE (4.4 MI)	HP	
	19	REHABILITATION OF THE HOAN BRIDGE (IH-794) FROM CAR FERRY DR TO LAKE INTERCHANGE, AND RECONSTRUCTION OF IH-794 FROM LAKE INTERCHANGE TO MILWAUKEE RIVER, INCLUDING LAKE INTERCHANGE IN THE CITY OF MILWAUKEE	HP	
	25	BRIDGE REPLACEMENT OF THE DAKOTA ST PEDESTRIAN BRIDGE (B-40-0121) OVER IH 894/USH 45 IN THE CITY OF WEST ALLIS	HP	
	27	USH 41 INTERSTATE CONVERSION PLAN	HP	
	29	REHABILITATION OF USH 41 FROM IH-94 TO LISBON AVE IN THE CITY OF MILWAUKEE (3.8 MI)	HP	
	30	RESURFACING OF USH 45 FROM BURLEIGH ST TO GOOD HOPE RD (CTH PP) IN MILWAUKEE COUNTY (6.10 MI)	HP	
	31	RECONSTRUCTION OF USH 45/STH 100 (108TH ST) FROM W COLLEGE AVE TO LAYTON AVE IN THE VILLAGE OF HALES CORNERS (2.0 MI)	HP	
	35	RESURFACING OF JANESVILLE RD (STH 24) FROM WAUKESHA COUNTY LINE TO 108TH ST IN MILWAUKEE COUNTY (1.10 MI)	HP	
	36	RECONSTRUCTION OF W LOOMIS RD (STH 36) FROM S 51ST ST IN THE CITY OF GREENFIELD TO W FARDALE AVE IN THE CITY OF MILWAUKEE (2.00 MI)	HP	
	39	RECONSTRUCTION OF STH 38 (S CHASE AVE) FROM OKLAHOMA AVE TO LINCOLN AVE IN THE CITY OF MILWAUKEE (1.14 MI)	HP	
	40	REHABILITATION OF S HOWELL AVE (STH 38) FROM LAYTON AVE (CTH Y) TO W GRANGE AVE IN THE CITY OF MILWAUKEE (0.80 MI)	HP	
	41	RESURFACING OF STH 38 FROM OAKWOOD ROAD IN THE CITY OF OAK CREEK TO GRANGE AVE IN THE CITY OF MILWAUKEE (5.24 MI)	HP	
	43	REHABILITATION OF STH 57 FROM W ST PAUL AVE TO W HIGHLAND BOULEVARD (USH 18) IN THE CITY OF MILWAUKEE (0.60 MI)	HP	
	47	RESURFACING OF MAYFAIR RD (STH 100) FROM BURLEIGH ST TO SILVER SPRING DR (CTH E) AND SILVER SPRING DR FROM 118TH CT TO MAYFAIR RD IN THE CITIES OF WAUWATOSA AND MILWAUKEE (6.01 MI)	HP	
	50	REHABILITATION OF STH 100 (RYAN ROAD) FROM S 27TH ST (USH241) TO STH 38 IN THE CITY OF OAK CREEK (1.96 MI)	HP	

Source: SEWRPC.

Table B -1

**IMPLEMENTATION STATUS OF PROJECTS IN THE 2011 - 2014
TRANSPORTATION IMPROVEMENT PROGRAM FOR THE MILWAUKEE TRANSPORTATION
MANAGEMENT AREA -- MILWAUKEE COUNTY 2013-2016**

STATUS	NO	PROJECT DESCRIPTION	TYPE	PROJECT SPONSOR
UNDERWAY	52	RECONSTRUCTION OF STH 145 FROM W CAPITOL DR TO N 68TH ST IN THE CITY OF MILWAUKEE (1.50 MI)	HP	STATE OF WISCONSIN
	54	RESURFACING AND BRIDGE REHABILITATION OF 76TH ST (STH 181) FROM GRANTOSA DR TO FLORIST AVE IN THE CITY OF MILWAUKEE (1.14 MI)	HP	
	55	RECONSTRUCTION OF W CAPITOL DR (STH 190) FROM MAYFAIR RD TO N 84TH ST IN THE CITY OF MILWAUKEE (1.50 MI)	HP	
	57	RECONSTRUCTION OF THE WEST CAPITOL DR (STH 190) BRIDGE (B-40-059) OVER MENOMONEE RIVER IN THE CITY OF MILWAUKEE (0.01 MI)	HP	
	58	REHABILITATION OF S 27TH ST (STH 241) FROM HOWARD AVE TO UNION PACIFIC RAILROAD IN THE CITY OF MILWAUKEE (1.38 MI)	HP	
	62	REDECK OF WATERTOWN PLANK ROAD BRIDGE OVER UNDERWOOD CREEK IN THE CITY OF WAUWATOSA (0.1 MI)	HP	
	696	CORRIDOR STUDY OF STH 24 FROM STH 100 TO OKLAHOMA AVE IN MILWAUKEE COUNTY (5.4 MI)	HP	
	698	CORRIDOR STUDY OF STH 181 FROM W HAMPTON AVE TO MILWAUKEE COUNTY LINE IN MILWAUKEE COUNTY (6.05 MI)	HP	
	758	RESURFACING OF HIGHLAND BLVD (USH 18) FROM 27TH ST TO 12TH ST IN THE CITY OF MILWAUKEE (1.06 MI)	HP	
	770	BRIDGE DECK REPLACEMENT OF THE IH 94 BRIDGES AT UNDERWOOD CREEK PARKWAY (B-40-143 & B-40-144) AND 121ST ST (B-40-113) IN MILWAUKEE COUNTY	HP	
	771	RESURFACING OF THE USH 41 AND GOOD HOPE RD INTERCHANGE IN MILWAUKEE COUNTY	HP	
	807	RECONSTRUCTION OF GREENFIELD AVE (STH 59) FROM 106TH ST TO IH-894 IN THE CITY OF WEST ALLIS (0.41 MI)	HP	
	17	RECONSTRUCTION OF THE ZOO INTERCHANGE AND APPROACHES ON IH-94, IH 894 AND USH 45 IN MILWAUKEE COUNTY	HI	
	63	RECONSTRUCTION WITH ADDITIONAL TRAFFIC LANES OF IH-94 FROM THE ILLINOIS STATE LINE TO THE MITCHELL INTERCHANGE IN MILWAUKEE, RACINE, AND KENOSHA COUNTIES (32.50 MI)	HI	
	64	RECONSTRUCTION WITH ADDITIONAL LANES OF USH 45/STH 100 FROM ST. MARTINS RD TO COLLEGE AVE IN THE CITY OF FRANKLIN (2.98 MI)	HI	
	66	RECONSTRUCTION WITH ADDITIONAL LANES OF 27TH ST (STH 241) FROM W DREXEL AVE TO COLLEGE AVE (CTH ZZ) IN THE CITIES OF FRANKLIN AND OAK CREEK (2.0 MI)	HI	
	67	MARKETING AMTRAK'S HIAWATHA SERVICE FROM MILWAUKEE AND CHICAGO INCLUDING RADIO AND NEWSPAPER ADVERTISEMENTS IN MILWAUKEE AND CHICAGO-PHASE IV	TP	
	71	CONTINUATION AND IMPROVED OPERATION OF THE "HIAWATHA" INTERCITY FROM MILWAUKEE TO CHICAGO FOR CY 2013-2016	TP	
	73	OCR RAILROAD SAFETY IMPROVEMENT PROJECTS IN SE REGION (LIST AVAILABLE UPON REQUEST)	HS	
	74	CONSTRUCTION OF VARIOUS SMALL HAZARD ELIMINATION MEASURES WITHIN SOUTHEASTERN WISCONSIN	HS	

Source: SEWRPC.

Table B -1

**IMPLEMENTATION STATUS OF PROJECTS IN THE 2011 - 2014
TRANSPORTATION IMPROVEMENT PROGRAM FOR THE MILWAUKEE TRANSPORTATION
MANAGEMENT AREA -- MILWAUKEE COUNTY 2013-2016**

STATUS	NO	PROJECT DESCRIPTION	TYPE	PROJECT SPONSOR
UNDERWAY	75	IMPROVEMENT AND MODERNIZATION OF LIGHTING SYSTEMS ON VARIOUS INTERSTATE HIGHWAYS WITHIN SOUTHEASTERN WISCONSIN	HS	STATE OF WISCONSIN
	76	IMPROVEMENT OF HAZARDOUS LOCATIONS ALONG THE STATE HIGHWAY SYSTEM WITHIN SOUTHEASTERN WISCONSIN	HS	
	77	BEAM GUARD END TREATMENT UPGRADES IN VARIOUS LOCATIONS IN SOUTHEASTERN WISCONSIN	HS	
	727	ELIMINATION OF RAILROAD CROSSINGS AT HAZARDOUS LOCATIONS WITHIN THE SE REGION	HS	
	791	SAFETY IMPROVEMENTS AT STH 100 AND COLDSRING RD IN THE CITY OF GREENFIELD	HS	
	81	ESTABLISHMENT OF AN EMERGENCY RIDE REIMBURSEMENT PROGRAM TO REIMBURSE EMPLOYER PROGRAM PARTICIPANTS IN SOUTHEASTERN WISCONSIN	EE	
	82	VARIOUS IMPROVEMENTS ON RUSSELL, KINNICKINNIC, WATER, PITTSBURGH, AND BROADWAY ST FOR THE BAYVIEW BIKEWAY IN THE CITY OF MILWAUKEE	EE	
	86	CONSTRUCTION OF THE HANK AARON STATE TRAIL 6TH ST BICYCLE RAMP IN THE CITY OF MILWAUKEE	EE	WISCONSIN DNR
	93	RECONSTRUCTION OF N 107TH ST (CTH F) FROM W BROWN DEER RD (STH 100) TO THE NORTH MILWAUKEE COUNTY LINE IN THE CITY OF MILWAUKEE (1.00 MI)	HP	MILWAUKEE COUNTY
	96	RECONSTRUCTION OF W MILL RD (CTH S) FROM N 43RD ST TO N SYDNEY PLACE IN THE CITY OF MILWAUKEE (1.15 MI)	HP	
	106	RECONSTRUCTION WITH ADDITIONAL TRAFFIC LANES OF S 76TH ST (CTH U) FROM 600' N OF HIGH ST TO CARTER BLVD IN THE CITY OF FRANKLIN (2.0 MI)	HI	
	109	REGIONAL MARKETING CAMPAIGN FOR TRANSIT SYSTEMS IN SE WISCONSIN	TP	
	110	LOCAL MARKETING FOR THE MILWAUKEE COUNTY TRANSIT SYSTEM	TP	
	113	OPERATING ASSISTANCE FOR THE MILWAUKEE COUNTY TRANSIT SYSTEM	TP	
	115	CAPITAL COSTS OF CONTRACTING FOR PARATRANSIT OPERATIONS FOR THE MILWAUKEE COUNTY TRANSIT SYSTEM	TP	
	117	CAPITALIZATION OF TRANSIT VEHICLE MAINTENANCE ACTIVITIES	TP	
	118	PURCHASE OF MISCELLANEOUS SUPPORT SERVICE AND MAINTENANCE EQUIPMENT FOR THE MILWAUKEE COUNTY TRANSIT SYSTEM	TP	
	119	TRANSIT VEHICLE TIRE LEASING SERVICES	TP	
	120	REPLACEMENT OF MCTS DATA PROCESSING EQUIPMENT/BUS RADIO SOFTWARE	TP	
	127	PURCHASE OF SPARE PARTS FOR 40-FOOT MCTS BUSES: ENGINE, REAR AXLE ASSEMBLY, ELECTRONIC DESTINATION SIGN AND AIR CONDITIONING COMPRESSOR	TP	

Source: SEWRPC.

Table B -1

**IMPLEMENTATION STATUS OF PROJECTS IN THE 2011 - 2014
TRANSPORTATION IMPROVEMENT PROGRAM FOR THE MILWAUKEE TRANSPORTATION
MANAGEMENT AREA -- MILWAUKEE COUNTY 2013-2016**

STATUS	NO	PROJECT DESCRIPTION	TYPE	PROJECT SPONSOR
UNDERWAY	130	REPLACEMENT OF DATA PROCESSING EQUIPMENT AT THE MCTS ADMINISTRATION FACILITY	TP	MILWAUKEE COUNTY
	133	PURCHASE OF HASTUS SOFTWARE UPGRADE FOR MCTS	TP	
	776	PURCHASE AND INSTALLATION OF A TRANSIT ENHANCEMENT BUS SHELTER AT THE CONVERGENCE OF SOUTH KINNICKINNIE, EAST LINCOLN AND SOUTH HOWELL AVENUES	TP	
	137	SUPPORT OF SOUTHEASTERN WISCONSIN REGIONAL PLANNING COMMISSION TRANSIT PLANNING PROGRAM	TI	
	139	OPERATION OF AN EXPRESS BUS ROUTE TO PROVIDE FREQUENT LIMITED STOP SERVICE ALONG A 12-MILE CORRIDOR OF FOND DU LAC AND NATIONAL AVENUES	TI	
	747	OPERATION OF AN EXPRESS BUS ROUTE TO PROVIDE FREQUENT LIMITED STOP SERVICE ALONG A 11-MILE CORRIDOR OF CAPITOL DR AND DOWNER AVE BETWEEN 124TH ST AND THE UW-MILWAUKEE CAMPUS	TI	
	748	OPERATION OF AN EXPRESS BUS ROUTE TO PROVIDE FREQUENT LIMITED STOP SERVICE ALONG A 12-MILE CORRIDOR THAT CONNECTS BAYSHORE SHOPPING CENTER, UW-MILWAUKEE CAMPUS, DOWNTOWN MILWAUKEE, AND THE MITCHELL INTL. AIRPORT	TI	
	156	PHASE 3 OF THE NW SIDE TO DOWNTOWN COMMUTER PROJECT: CONSTRUCT TRAIL IN ATC/WE ENERGIES UTILITY CORRIDOR FROM THE NW CORNER OF BROWN DEER PARK SOUTHEAST TO W MILL RD (CTH S) IN MILWAUKEE COUNTY (2.1 MI)	EE	
	157	FINAL PHASE OF THE NW SIDE TO DOWNTOWN BICYCLE COMMUTER PROJECT-- ACQUISITION OF ABANDONED UP R/R CORRIDOR FROM THE NORTH END OF ESTABROOK PARK TO ATC/WE ENERGIES UTILITY CORRIDOR NEAR 2900 W MILL RD (CTH S) (3.1 MI)	EE	
	173	PAVEMENT REPLACEMENT OF N 60TH ST FROM W FAIRY CHASM RD TO W COUNTY LINE RD IN THE VILLAGE OF BROWN DEER (0.52 MI)	HP	BROWN DEER (Village)
	174	RECONSTRUCTION OF S WHITNALL AVE/LADISCH AVE FROM S PACKARD AVE AND S NICHOLSON AVE (0.99 MI)	HP	CUDAHY (City)
	181	RECONSTRUCTION OF W MORGAN AVE FROM W FOREST HOME AVE (STH 24) TO S 43RD ST IN THE CITY OF GREENFIELD (0.6 MI)	HP	GREENFIELD (City)
	183	INSTALLATION OR MODIFICATION OF TRAFFIC SIGNALS AT IMPROVED STREET INTERSECTIONS IN THE CITY OF MILWAUKEE	HP	MILWAUKEE (City)
	184	INSTALLATION OF TRAFFIC SIGNING AT VARIOUS LOCATIONS IN THE CITY OF MILWAUKEE	HP	
	185	INSTALLATION OR MODIFICATION OF STREET LIGHTING AT VARIOUS LOCATIONS IN THE CITY OF MILWAUKEE	HP	
	197	RECONSTRUCTION OF W LLOYD ST FROM W LISBON AVE TO N 60TH ST IN THE CITY OF MILWAUKEE (1.05 MILES)	HP	
	200	RECONSTRUCTION OF THE W NORTH AVE BRIDGE (P-40-810) OVER CANADIAN PACIFIC RAILROAD IN THE CITY OF MILWAUKEE (0.02 MI)	HP	
	207	REDECKING OF THE W VILLARD AVE BRIDGE OVER LINCOLN CREEK IN THE CITY OF MILWAUKEE (P-40-894)	HP	
	209	REPLACEMENT OF S WHITNALL AVE BRIDGE OVER UNION PACIFIC RAILROAD (P-40-0644) IN THE CITY OF MILWAUKEE	HP	
	214	PAVEMENT REPLACEMENT OF S 13TH ST FROM W FOREST HOME AVE TO W WINDLAKE AVE IN THE CITY OF MILWAUKEE (0.50 MILES)	HP	

Source: SEWRPC.

Table B -1

**IMPLEMENTATION STATUS OF PROJECTS IN THE 2011 - 2014
TRANSPORTATION IMPROVEMENT PROGRAM FOR THE MILWAUKEE TRANSPORTATION
MANAGEMENT AREA -- MILWAUKEE COUNTY 2013-2016**

STATUS	NO	PROJECT DESCRIPTION	TYPE	PROJECT SPONSOR
UNDERWAY	216	RECONSTRUCTION OF S 35TH ST FROM W BURNHAM TO W GREENFIELD AVE IN THE CITY OF MILWAUKEE (0.47 MI)	HP	MILWAUKEE (City)
	226	IMPLEMENTATION OF THE MILWAUKEE DOWNTOWN CONNECTOR STREETCAR BETWEEN THE MILWAUKEE INTERMODAL STATION AND AN AREA NORTH OF THE CENTRAL BUSINESS DISTRICT	TE	
	188	RECONSTRUCTION OF THE N GRANVILLE RD BRIDGE OVER THE LITTLE MENOMONEE RIVER IN THE CITY OF MILWAUKEE (0.15 MI)	OH	
	227	LOCAL STREET IMPROVEMENTS AT VARIOUS LOCATIONS IN THE CITY OF MILWAUKEE	OH	
	228	REHABILITATION OF THE N 45TH ST BRIDGE (P-40-601) OVER MENOMONEE RIVER IN THE CITY OF MILWAUKEE (0.01 MI)	OH	
	229	SPOT TRAFFIC SIGNAL IMPROVEMENTS AT VARIOUS HIGH HAZARD LOCATIONS IN THE CITY OF MILWAUKEE	HS	
	235	INSTALLATION OF PEDESTRIAN PUSHBUTTONS AND VEHICLE DETECTION LOOPS AT 9 INTERSECTIONS IN THE CITY OF MILWAUKEE	HS	
	236	INSTALL 860 PEDESTRIAN COUNTDOWN TIMERS AT 116 LOCAL STREET INTERSECTIONS IN THE CITY OF MILWAUKEE	HS	
	237	INSTALL 932 PEDESTRIAN COUNTDOWN TIMERS AT 119 LOCAL STREET INTERSECTIONS IN THE CITY OF MILWAUKEE	HS	
	238	INSTALL 936 PEDESTRIAN COUNTDOWN TIMERS AT 130 CONNECTING HIGHWAY INTERSECTIONS IN THE CITY OF MILWAUKEE	HS	
	239	TRAFFIC SIGNAL IMPROVEMENTS AT 37 LOCAL STREET INTERSECTIONS IN THE CITY OF MILWAUKEE	HS	
	240	TRAFFIC SIGNAL IMPROVEMENTS AT 28 CONNECTING HIGHWAY INTERSECTIONS IN THE CITY OF MILWAUKEE	HS	
	242	MODIFICATION OF TRAFFIC SIGNALS AT THE INTERSECTION OF W BURNHAM ST AND 35TH ST IN THE CITY OF MILWAUKEE	HS	
	249	INSTALLATION AND MODIFICATION OF TRAFFIC SIGNALS AND INTERSECTION IMPROVEMENTS AT THE INTERSECTION OF W KILBOURN AVE AND N 6TH ST (STH 145) IN THE CITY OF MILWAUKEE	HS	
	252	TRAFFIC SIGNAL IMPROVEMENTS AT THE INTERSECTIONS OF N 35TH ST WITH W VLIET ST AND W CENTER ST IN THE CITY OF MILWAUKEE	HS	
	255	CLEAN FLEET EMISSIONS REDUCTION INITIATIVE IN THE CITY OF MILWAUKEE	EE	
	261	CREATE EXCLUSIVE BICYCLE LANES ON VARIOUS ROADWAYS THROUGHOUT THE CITY OF MILWAUKEE (42.0 MI)	EE	
	267	CONSTRUCTION OF A BICYCLE TRAIL ALONG THE FORMER UP RR ROW FROM 6TH AND ROSEDALE TO E WASHINGTON AVE IN THE CITY OF MILWAUKEE (2.20 MI)	EE	
	268	INSTALLATION OF A COMPUTER-CONTROLLED SYSTEM INTEGRATING 21 TRAFFIC SIGNALS ON THE SOUTH SIDE OF THE CITY OF MILWAUKEE	EE	
	270	EXPANSION OF THE TRAFFIC ADAPTIVE SIGNAL SYSTEM TO INCLUDE S 27TH ST, W FOREST HOME AVE, AND W OKLAHOMA AVE IN THE CITY OF MILWAUKEE	EE	

Source: SEWRPC.

Table B -1

**IMPLEMENTATION STATUS OF PROJECTS IN THE 2011 - 2014
TRANSPORTATION IMPROVEMENT PROGRAM FOR THE MILWAUKEE TRANSPORTATION
MANAGEMENT AREA -- MILWAUKEE COUNTY 2013-2016**

STATUS	NO	PROJECT DESCRIPTION	TYPE	PROJECT SPONSOR
UNDERWAY	271	SUMMERFEST PARKING MANAGEMENT SYSTEM IN THE CITY OF MILWAUKEE	EE	MILWAUKEE (City)
	272	IMPLEMENTATION OF AN ADVANCED PARKING GUIDANCE SYSTEM FOR GUIDING MOTORISTS TO PARKING FACILITIES WITHIN ONE BLOCK OF THE SUMMERFEST SHUTTLE BUS ROUTE (PHASE II)	EE	
	278	INSTALLATION OF ANTI-SLIP TREATMENTS IN BIKE LANES ON LIFT BRIDGES AT WATER ST, WELLS ST, AND CHERRY ST IN THE CITY OF MILWAUKEE	EE	
	279	DESIGN AND CONSTRUCTION OF WALKWAY ENHANCEMENTS ALONG WISCONSIN AVE AND WATER ST IN THE CITY OF MILWAUKEE CBD (PHASES V)	EE	
	280	DESIGN AND CONSTRUCTION OF STREETSCAPE ENHANCEMENTS ALONG WISCONSIN AVE AND WATER ST IN THE CITY OF MILWAUKEE CBD (PHASE VI) (0.5 MI)	EE	
	281	CONSTRUCTION OF STREETSCAPE ENHANCEMENTS ALONG WATER ST FROM ST. PAUL AVE TO KNAPP ST; ALONG 5TH ST FROM CLYBOURN ST TO WISCONSIN AVE; DEVELOP A PEDESTRIAN WAYFINDING SYSTEM	EE	
	282	STREETSCAPE ENHANCEMENTS OF 27TH ST FROM HIGHLAND BLVD TO ST. PAUL AVE IN THE CITY OF MILWAUKEE. (0.60 MI)	EE	
	285	RESURFACING OF GREEN TREE RD FROM JEAN NICOLET RD TO RIVER RD IN THE VILLAGE OF RIVER HILLS (0.64 MI)	HP	RIVER HILLS (Village)
	286	BRIDGE REHABILITATION OF RANGE LINE RD BRIDGE OVER THE MILWAUKEE RIVER IN THE VILLAGE OF RIVER HILLS (P-40-0700)	HP	
	799	INTERCONNECTION OF TRAFFIC SIGNALS WITH RAILROAD WARNING DEVICES ON E DENTON AVE AND S KINNICKINNIC AVE IN THE CITY OF ST FRANCIS	HS	ST FRANCIS (City)
	291	DESIGN NEW TIMING PLANS AND ADD ADDITIONAL VEHICLE DETECTION HARDWARE ALONG RAWSON AVE FROM 10TH AVE AND NICHOLSON AVE IN THE CITY SOUTH MILWAUKEE (1.06 MI)	EE	SOUTH MILWAUKEE (City)
	298	RESURFACING OF S 76TH ST FROM W GREENFIELD AVE (STH 59) AND S PIERCE ST (0.5 MI)	HP	WEST ALLIS (City)
	299	CROSSWALK ENHANCEMENTS, INCREASED SIGNAGE, BICYCLE RACK INSTALLATION AND EDUCATIONAL ACTIVITIES FOR FIVE WEST ALLIS SCHOOLS THROUGH SAFE ROUTES TO SCHOOL	HS	
	300	CONSTRUCTION OF A CROSS-TOWN CONNECTOR BIKE/PEDESTRIAN BRIDGE OVER STH 100 IN THE CITY OF WEST ALLIS	EE	
	301	CONSTRUCTION OF THE WEST ALLIS CROSS TOWN CONNECTOR BICYCLE/PEDESTRIAN TRAIL FROM S 56TH ST TO S 124TH ST ALONG THE WE ENERGIES ROW IN THE CITY OF WEST ALLIS (5.00 MI)	EE	
	302	CROSSWALK ENHANCEMENTS, INCREASED SIGNAGE, BICYCLE RACK INSTALLATION AND EDUCATIONAL ACTIVITIES AT WEST MILWAUKEE MIDDLE SCHOOL THROUGH SAFE ROUTES TO SCHOOL IN THE VILLAGE OF WEST MILWAUKEE	HS	WEST MILWAUKEE (Village)
	305	SAFETY IMPROVEMENTS TO INTERSECTION OF OAKLAND AVE AND CUMBERLAND BLVD TO PROMOTE PEDESTRIAN SAFETY IN THE VILLAGE OF WHITEFISH BAY	HS	WHITEFISH BAY (Village)

Table B -2

**IMPLEMENTATION STATUS OF PROJECTS IN THE 2011 - 2014
TRANSPORTATION IMPROVEMENT PROGRAM FOR THE MILWAUKEE TRANSPORTATION
MANAGEMENT AREA -- OZAUKEE COUNTY 2013-2016**

STATUS	NO	PROJECT DESCRIPTION	TYPE	PROJECT SPONSOR
BEYOND TIP	309	RESURFACING OF IH 43 FROM NORTH MILWAUKEE COUNTY LINE TO STH 32	HP	STATE OF WISCONSIN
	787	PRELIMINARY ENGINEERING FOR RECONSTRUCTION OF IH 43 FROM SILVER SPRING DR TO STH 60 IN OZAUKEE AND MILWAUKEE COUNTIES (14.11 MI)	HP	
COMPLETED	310	REPLACEMENT OF IH 43 BRIDGES OVER HIGHLAND RD (B45-0046 & B45-0047) IN THE TOWN OF PORT WASHINGTON	HP	
	311	REHABILITATION OF STH 33 FROM THE MILWAUKEE RIVER OVERFLOW BR. TO IH 43 IN THE VILLAGE OF SAUKVILLE (0.36 MI)	HP	
	313	RESURFACING OF MEQUON RD (STH 167) FROM WASHINGTON COUNTY LINE TO BUNTROCK AVE IN THE CITY OF MEQUON	HP	
	800	SHOULDER REPAIRS ON IH 43 FROM STH 32 TO SHEBOYGAN COUNTY LINE IN OZAUKEE COUNTY (10.2 MI)	HP	
	316	RECONSTRUCTION WITH ADDITIONAL TRAFFIC LANES OF STH 33 FROM IH 43 TO S TOWER DR IN THE CITY OF PORT WASHINGTON (1.50 MI)	HI	
	317	CONSTRUCTION OF SNOW FENCES ALONG I-43 IN OZAUKEE COUNTY (13.0 MI)	HS	
	318	REMOVAL OF CABLE BARRIER AND EXTENSION OF BULLNOSE GUARDRAIL TO MINIMIZE GAP IN MEDIAN OF I-43 AND SURFACE TREATMENT TO REDUCE SKIDDING FROM HIGHLAND RD TO APPROXIMATELY STH 32 IN OZAUKEE COUNTY	HS	
	319	RECONSTRUCTION OF THE INTERSECTION OF STH 167 (MEQUON RD) WITH WAUSAUKEE RD (CTH M) IN THE CITY OF MEQUON AND THE VILLAGE OF GERMANTOWN	HS	
	327	NEW BUS SHELTER IN THE VILLAGE OF NEWBURG	TP	OZAUKEE COUNTY
	330	LOCAL MARKETING FOR THE OZAUKEE COUNTY TRANSIT SYSTEM	TP	
	331	INSTALLATION OF BIKE RACKS ON 5 COMMUTER BUSES FOR OZAUKEE COUNTY TRANSIT SERVICES	TP	
	332	PURCHASE OF BIKE RACKS FOR PARK AND RIDE LOTS FOR OZAUKEE COUNTY TRANSIT SERVICES	TP	
	745	NEW BUILDING FOR VEHICLE STORAGE AND OFFICE FACILITY FOR OZAUKEE COUNTY TRANSIT SERVICES	TP	
	333	INSTALLATION OF HIGH INTENSITY ACTIVATED CROSSWALK PEDESTRIAN SIGNAL BEACON AT THE INTERSECTION OF WASHINGTON ST (STH 60) AND 13TH AVE IN THE VILLAGE OF GRAFTON	HS	GRAFTON (Village)
	334	REHABILITATION OF PIONEER RD FROM WAUSAUKEE RD TO DAVIS RD IN THE CITY OF MEQUON (2.0 MI)	HP	MEQUON (City)
	335	CONSTRUCTION OF A BICYCLE TRAIL LINKING MILWAUKEE COUNTY'S OAK LEAF TRAIL AND OZAUKEE INTERURBAN TRAIL IN THE CITY OF MEQUON (1.59 MI)	EE	
	338	CAPITAL COSTS FOR THE CITY OF PORT WASHINGTON TRANSIT SYSTEM (SEC 85.20 & 5311)	TP	PORT WASHINGTON (City)
	339	OPERATING ASSISTANCE FOR THE CITY OF PORT WASHINGTON SHARED-RIDE TAXI SYSTEM (SEC 85.21 & 5311)	TP	

Table B -2

**IMPLEMENTATION STATUS OF PROJECTS IN THE 2011 - 2014
TRANSPORTATION IMPROVEMENT PROGRAM FOR THE MILWAUKEE TRANSPORTATION
MANAGEMENT AREA -- OZAUKEE COUNTY 2013-2016**

STATUS	NO	PROJECT DESCRIPTION	TYPE	PROJECT SPONSOR
DROPPED	315	RECONSTRUCTION OF THE INTERSECTION OF STH 181 (WAUWATOSA RD) AND WASHINGTON AVENUE	HP	STATE OF WISCONSIN
	324	OFFICE EQUIPMENT FOR OZAUKEE COUNTY TRANSIT SERVICES' NEW BUILDING FOR VEHICLE STORAGE AND OFFICE FACILITY	TP	OZAUKEE COUNTY
	326	PURCHASE OF REPLACEMENT VEHICLES FOR OZAUKEE COUNTY SHARED-RIDE TAXI PROGRAM: 4 VANS, 8 SEDANS/CARAVANS IN 2009	TP	
	341	RECONSTRUCTION OF GREEN BAY RD FROM GRAND AVE TO GREEN BAY RD (MUNICIPAL BOUNDARY) IN THE VILLAGE OF THIENSVILLE (0.4 MI)	HP	THIENSVILLE (Village)
UNDERWAY	308	OVERLAY OF 11 BRIDGES ALONG IH 43 FROM STH 32 TO NORTH OZAUKEE COUNTY LINE	HP	STATE OF WISCONSIN
	312	RECONSTRUCTION OF STH 60 FROM STH 181 TO 11TH AVE IN THE VILLAGE OF GRAFTON (2.70 MI)	HP	
	314	RECONSTRUCTION WITH ADDITIONAL LANES OF STH 181 (WAUWATOSA RD) FROM BRIDGE ST TO CTH T (WESTERN AVE) IN THE CITY AND TOWN OF CEDARBURG	HI	
	320	RECONSTRUCTION OF CTH C FROM CTH CC TO PIONEER RD IN OZAUKEE COUNTY (7.06 MI)	HP	OZAUKEE COUNTY
	699	REPLACEMENT OF THE CTH A BRIDGE OVER SAUK CREEK IN OZAUKEE COUNTY (P45-0014)	HP	
	321	PROVISION OF COUNTYWIDE SPECIALIZED DEMAND-RESPONSIVE TRANSPORTATION SERVICES FOR ELDERLY & DISABLED PEOPLE AND OUT OF COUNTY TRANSPORTATION FOR THE ELDERLY AND DISABLED (SEC. 85.21)	TP	
	322	OPERATING ASSISTANCE FOR OZAUKEE COUNTY EXPRESS BUS AND SHARED-RIDE TAXI (FTA 5307 AND SEC 85.20)	TP	
	323	CAPITAL COSTS OF MAINTENANCE FOR THE OZAUKEE COUNTY EXPRESS BUS AND SHARED-RIDE TAXI SERVICE	TP	
	325	PURCHASE OF REPLACEMENT VEHICLES FOR THE OZAUKEE COUNTY SHARED-RIDE TAXI PROGRAM	TP	
	328	ELECTRONIC FAREBOX FOR FIVE EXPRESS BUSES FOR THE OZAUKEE COUNTY EXPRESS BUS	TP	
	329	AUTOMATED VEHICLE ANNUNCIATORS FOR OZAUKEE EXPRESS BUSES.	TP	
	336	REALIGNMENT OF OZAUKEE INTERURBAN TRAIL TO WEST SIDE OF WE ENERGIES SUBSTATION IN THE CITY OF MEQUON	EE	MEQUON (City)
	337	REPAIR OF THE HISTORIC DONGES BAY GORGE BRIDGE IN THE CITY OF MEQUON	EE	
	340	CONSTRUCTION OF TWO OFF-STREET SEGMENTS OF THE INTERURBAN TRAIL IN THE CITY OF PORT WASHINGTON: OAKLAND AVE TO PARK ST; CTH LL TO HIGHLAND RD	EE	PORT WASHINGTON (City)

Table B -3

**IMPLEMENTATION STATUS OF PROJECTS IN THE 2011 - 2014
TRANSPORTATION IMPROVEMENT PROGRAM FOR THE MILWAUKEE TRANSPORTATION
MANAGEMENT AREA -- WASHINGTON COUNTY 2013-2016**

STATUS	NO	PROJECT DESCRIPTION	TYPE	PROJECT SPONSOR
BEYOND TIP	345	RECONSTRUCTION OF THE USH 41 AND STH 60 INTERCHANGE IN WASHINGTON COUNTY	HP	STATE OF WISCONSIN
	347	REHABILITATION OF USH 45 FROM USH 41/45 SPLIT TO ONE MILE NORTH OF CTH D IN WASHINGTON COUNTY (13.96 MI)	HP	
	353	RECONSTRUCTION OF STH 33 FROM OAK RD TO EAST COUNTY LINE IN WASHINGTON COUNTY (4.0 MI)	HP	
	359	RESURFACING OF STH 60 FROM EAGLE DR IN WASHINGTON COUNTY TO STH 181 IN OZAUKEE COUNTY LINE (7.3 MI)	HP	
	361	RESURFACING OF STH 83 FROM STH 167 TO E MONROE AVE IN WASHINGTON COUNTY (3.91 MI)	HP	
	363	RESURFACING OF FOND DU LAC AVE (STH 145) FROM PILGRIM RD TO CTH P IN WASHINGTON COUNTY (5.72 MI)	HP	
	365	RESURFACING OF STH 145 (PILGRIM RD) FROM MEQUON RD TO FOND DU LAC AVE IN THE VILLAGE OF GERMANTOWN (0.4 MI)	HP	
	762	BRIDGE DECK OVERLAY OF THE BRIDGES ON USH 41 FROM THE WASHINGTON/WAUKESHA COUNTY LINE TO THE USH 41/45 SPLIT IN WASHINGTON COUNTY (6.56 MI)	HP	
COMPLETED	351	RECONSTRUCTION OF STH 33 FROM THE MILWAUKEE RIVER TO WISCONSIN ST IN THE CITY OF WEST BEND (0.10 MI)	HP	
	355	RECONSTRUCTION OF THE INTERSECTION OF STH 60 AND KETTLE MORaine RD IN THE CITY OF HARTFORD	HP	
	356	RECONSTRUCTION OF INTERSECTION AT STH 60 AND CTH G IN WASHINGTON COUNTY	HP	
	358	CORRIDOR STUDY OF STH 60 FROM USH 45 TO STH 181 IN WASHINGTON & OZAUKEE COUNTY (9.07 MI)	HP	
	362	RESURFACING OF STH 144 FROM THE CITY OF WEST BEND NORTH CITY LIMIT TO THE NORTH WASHINGTON COUNTY LINE (8.44 MI)	HP	
	367	RESURFACING OF STH 167 FROM STH 145 IN WASHINGTON COUNTY TO STH 181 IN OZAUKEE COUNTY (4.70 MI)	HP	
	371	RECONSTRUCTION WITH ADDITIONAL TRAFFIC LANES OF STH 60 FROM USH 41 TO USH 45 IN WASHINGTON COUNTY (3.30 MI)	HI	
	372	BRIDGE REPLACEMENT ON CTH D OVER THE ROCK RIVER IN THE TOWN OF WAYNE	HP	WASHINGTON COUNTY
	373	RECONSTRUCTION OF CTH H FROM THE MILWAUKEE RIVER TO CTH XX AND CTH XX FROM CTH H TO THE MILWAUKEE RIVER IN WASHINGTON COUNTY	HP	
	374	RECONSTRUCTION OF CTH N FROM DODGE CO LINE TO AIRPORT DR IN WASHINGTON COUNTY (1.77 MI)	HP	
	375	RECONSTRUCTION OF CTH NN FROM CTH P TO THE COUNTY LINE IN WASHINGTON COUNTY	HP	
	382	ENHANCEMENT PROJECTS FOR WASHINGTON COUNTY PUBLIC TRANSPORTATION WHICH INCLUDES LANDSCAPING, LIGHTING, SIGNAGE, AND 2 BUS SHELTERS, WITH OTHER AMENITIES	TP	

Source: SEWRPC.

Table B -3

**IMPLEMENTATION STATUS OF PROJECTS IN THE 2011 - 2014
TRANSPORTATION IMPROVEMENT PROGRAM FOR THE MILWAUKEE TRANSPORTATION
MANAGEMENT AREA -- WASHINGTON COUNTY 2013-2016**

STATUS	NO	PROJECT DESCRIPTION	TYPE	PROJECT SPONSOR
COMPLETED	384	WASHINGTON COUNTY SHARED RIDE TAXI PROGRAM DISPATCH SOFTWARE GIS DATA	TP	WASHINGTON COUNTY
	385	LOCAL MARKETING FOR THE WASHINGTON COUNTY TRANSIT SYSTEM	TP	
	386	PURCHASE OF 8 ROUTE MATCH VEHICLE LICENSES IN WASHINGTON COUNTY	TP	
	387	WASHINGTON COUNTY SHARED-RIDE TAXI PROGRAM DISPATCH SOFTWARE LICENSES, MAINTENANCE, AND REPORTS	TP	
	388	CONSTRUCTION OF WASHINGTON COUNTY PARK AND RIDE LOT AT THE USH 41, USH 45, AND STH 145 INTERCHANGE IN THE VILLAGE OF RICHFIELD	EE	
	389	RECONDITIONING OF DONGES BAY RD FROM DIVISION RD TO STH 145 IN THE VILLAGE OF GERMANTOWN (2.13 MI)	HP	GERMANTOWN (Village)
	391	CAPITAL COSTS FOR THE CITY OF HARTFORD TRANSIT SYSTEM	TP	HARTFORD (City)
	392	REPLACEMENT OF N JOHNSON ST BRIDGE OVER RUBICON RIVER IN THE CITY OF HARTFORD (P-66-704)	OH	
	393	RENOVATION OF THE HARTFORD HERITAGE AUTO MUSEUM (PHASE II) TO IMPROVE THE FACILITY AND AUTO DISPLAYS AND EXPAND THE RAILROAD DISPLAYS IN THE CITY OF HARTFORD	EE	
	397	MOBILITY MANAGER POSITION TO PLAN AND COORDINATE TRANSPORTATION SERVICES	TP	WOW WORKFORCE DEVELOPMENT, INC.
	398	OPERATING FUNDS FOR KEYS TO WORK PROGRAM TO PROVIDE LOANS AND REPAIR ASSISTANCE FOR AUTOMOBILES TO LOW-INCOME FAMILIES TO ENSURE TRANSPORTATION TO WORK	OH	
	399	CAPITAL COSTS FOR KEYS-TO-WORK PROGRAM TO PROVIDE LOANS AND REPAIR ASSISTANCE FOR VEHICLES TO LOW-INCOME FAMILIES TO ENSURE TRANSPORTATION TO WORK IN WASHINGTON, OZAUKEE, AND WAUKESHA COUNTIES	OH	
	795	CAPITAL COSTS FOR KEYS-TO-WORK PROGRAM TO PROVIDE LOANS AND REPAIR ASSISTANCE FOR VEHICLES TO LOW-INCOME FAMILIES TO ENSURE TRANSPORTATION TO WORK IN WASHINGTON, OZAUKEE, AND WAUKESHA COUNTIES	OH	
DEFERRED	343	REHABILITATION OF USH 41 FROM THE USH 41/45 SPLIT TO THE DODGE COUNTY LINE (22.0 MI)	HP	STATE OF WISCONSIN
	720	CORRIDOR STUDY OF STH 144 FROM SKYLINE DR TO THE NORTH WASHINGTON COUNTY LINE (8.5 MI)	HP	
ON SCHEDULE	352	RESURFACING OF STH 33 (WASHINGTON ST) FROM TRENTON RD TO 4000' EAST OF OAK RD IN THE CITY OF WEST BEND (1.25 MI)	HP	
	376	RECONSTRUCTION OF CTH P FROM CTH PV TO CTH NN IN WASHINGTON COUNTY (2.0 MI)	HP	WASHINGTON COUNTY
UNDERWAY	342	RESURFACING AT VARIOUS LOCATIONS IN WASHINGTON, WAUKESHA, AND MILWAUKEE COUNTIES	HP	STATE OF WISCONSIN
	344	RECONSTRUCTION AND RECONFIGURATION OF THE USH 41 AND STH 144 INTERCHANGE IN WASHINGTON COUNTY	HP	
	346	STRUCTURAL REHABILITATION AND CONCRETE SURFACE REPAIRS ON TWO USH 41/45 STRUCTURES (B-66-0003 AND B-66-0016) IN WASHINGTON COUNTY	HP	

Source: SEWRPC.

Table B -3

**IMPLEMENTATION STATUS OF PROJECTS IN THE 2011 - 2014
TRANSPORTATION IMPROVEMENT PROGRAM FOR THE MILWAUKEE TRANSPORTATION
MANAGEMENT AREA -- WASHINGTON COUNTY 2013-2016**

STATUS	NO	PROJECT DESCRIPTION	TYPE	PROJECT SPONSOR
UNDERWAY	348	RESURFACING OF USH 45 (FOND DUD LAC AVE) FROM CTH B TO STH 28 IN WASHINGTON COUNTY (1.19 MI)	HP	STATE OF WISCONSIN
	349	RESURFACING OF STH 28 FROM USH 45 TO STH 144 IN WASHINGTON COUNTY (5.82 MI)	HP	
	350	REHABILITATION OF WASHINGTON ST (STH 33) FROM USH 41 TO CTH Z IN WASHINGTON COUNTY (4.80 MI)	HP	
	354	RESURFACING OF SUMNER ST (STH 60) FROM MAIN ST (STH 83) TO KETTLE MORaine RD IN THE CITY OF HARTFORD (3.10 MI)	HP	
	357	RECONSTRUCTION OF THE INTERSECTION OF MAIN ST (STH 60) AND CTH P IN THE VILLAGE OF JACKSON	HP	
	360	RECONSTRUCTION OF STH 83 FROM MONROE AVE TO SUMMER ST (STH 60) IN THE CITY OF HARTFORD	HP	
	364	RECONSTRUCTION OF THE INTERSECTION OF ORCHARD RD (STH 145) AND DONGES BAY ROAD IN THE VILLAGE OF GERMANTOWN	HP	
	366	RESURFACING OF STH 164 FROM CTH Q TO STH 60 IN WASHINGTON COUNTY (9.1 MI)	HP	
	368	RECONSTRUCTION OF THE INTERSECTION OF MEQUON RD (STH 167) AND COUNTRY AIRE DR IN THE VILLAGE OF GERMANTOWN	HP	
	369	PAVEMENT REPLACEMENT OF STH 175 FROM MAPLE AVE IN THE VILLAGE OF SLINGER TO THE WEST WASHINGTON COUNTY LINE IN WASHINGTON COUNTY (10.40 MI)	HP	
	370	RESURFACING OF STH 175 FROM MAPLE RD TO BEECHWOOD INDUSTRIAL CT AND POLK ST TO STH 60 IN WASHINGTON COUNTY (11.6 MI)	HP	
	761	RESURFACING OF USH 41 FROM WAUKESHA COUNTY LINE TO USH 41/45 SPLIT IN WASHINGTON COUNTY (6.56 MI)	HP	
	377	OPERATING ASSISTANCE FOR WASHINGTON COUNTY SHARED RIDE TAXI SERVICE (SEC 85.20 AND FTA 5307)	TP	WASHINGTON COUNTY
	378	OPERATING ASSISTANCE FOR WASHINGTON COUNTY COMMUTER EXPRESS BUS SERVICE (SEC 85.20 & 5307)	TP	
	379	WASHINGTON COUNTY SHARED-RIDE TAXI PROGRAM CAPITAL COSTS: 1 MINIVAN, 1 MEDIUM BUS, AND 3 MINIBUSES IN 2013; 2 MINIVANS AND 2 MINIBUSES IN 2014; 4 MINIBUSES IN 2015; 2 MINIVANS AND 2 MINIBUSES IN 2016.	TP	
	380	WASHINGTON COUNTY SHARED-RIDE TAXI DISPATCH SOFTWARE LICENSES AND OPERATING TECHNICAL MAINTENANCE SUPPORT	TP	
	381	PROVISION OF COUNTYWIDE SPECIALIZED DEMAND RESPONSIVE TRANSPORTATION SERVICES FOR THE ELDERLY AND DISABLED IN WASHINGTON COUNTY (SEC 85.21)	TP	
	383	ELDERLY/DISABLED TRANSPORTATION SEC 5310 CAPITAL ASSISTANCE PROGRAM WASHINGTON CO AND/OR VARIOUS WASHINGTON COUNTY PRIVATE, NON PROFIT ORGANIZATIONS	TP	
	390	OPERATING ASSISTANCE FOR CITY OF HARTFORD TRANSIT	TP	HARTFORD (City)
	394	DESIGN AND CONSTRUCTION OF A NEW PARK-RIDE LOT NORTH OF STH 60 AND WEST OF CTH P ALONG APPLE CREEK AND REMOVAL OF EXISTING PARK-RIDE LOT IN SE QUADRANT OF STH 60 AND CTH P	EE	JACKSON (Village)

Table B -3

**IMPLEMENTATION STATUS OF PROJECTS IN THE 2011 - 2014
TRANSPORTATION IMPROVEMENT PROGRAM FOR THE MILWAUKEE TRANSPORTATION
MANAGEMENT AREA -- WASHINGTON COUNTY 2013-2016**

STATUS	NO	PROJECT DESCRIPTION	TYPE	PROJECT SPONSOR
UNDERWAY	395	OPERATING ASSISTANCE FOR THE CITY OF WEST BEND SHARED-RIDE TAXI SYSTEM	TP	WEST BEND (City)
	396	CONSTRUCTION OF A PEDESTRIAN BRIDGE OVER THE MILWAUKEE RIVER AND VETERANS AVE IN THE CITY OF WEST BEND	EE	

Table B -4

**IMPLEMENTATION STATUS OF PROJECTS IN THE 2011 - 2014
TRANSPORTATION IMPROVEMENT PROGRAM FOR THE MILWAUKEE TRANSPORTATION
MANAGEMENT AREA -- WAUKESHA COUNTY 2013-2016**

STATUS	NO	PROJECT DESCRIPTION	TYPE	PROJECT SPONSOR
BEYOND TIP	418	RESURFACING OF STH 59/164 (EAST WAUKESHA BYPASS) FROM SUNSET DR TO ARCADIAN AVE IN WAUKESHA COUNTY (1.99 MI)	HP	STATE OF WISCONSIN
	421	RESURFACING OF STH 67 FROM 1000 FT NORTH OF STH 59 TO 200 FT SOUTH OF USH 18 IN WAUKESHA COUNTY (9.40 MI)	HP	
	422	RESURFACING AND INTERSECTION MODIFICATIONS OF STH 83 (HARTLAND RD) FROM THE VILLAGE OF CHENEQUA SOUTH LIMITS TO TOWN OF MERTON (3.34 MI)	HP	
COMPLETED	400	REHABILITATION OF THE IH 43 BRIDGES OVER MARTIN RD IN WAUKESHA COUNTY	HP	
	402	REHABILITATION OF IH 43 FROM STH 83 TO STH 164 IN WAUKESHA COUNTY (6.9 MI)	HP	
	403	CORRIDOR STUDY OF IH 94 FROM HUDSON (MINNESOTA BORDER) TO STH 67 IN WAUKESHA COUNTY	HP	
	404	MAINTENANCE (ROUT AND SEAL) OF IH 94 FROM WEST WAUKESHA COUNTY LINE TO CTH T IN WAUKESHA COUNTY (14.74 MI)	HP	
	407	RESURFACING OF IH-94 FROM STH 16 TO THE MILWAUKEE COUNTY LINE IN WAUKESHA COUNTY (10.10 MI)	HP	
	409	RESURFACING OF USH 18 (EB ST PAUL AVE & WB NORTH ST) FROM MORELAND BLVD TO MADISON ST IN THE CITY OF WAUKESHA (2.00 MI)	HP	
	412	RESURFACING OF USH 18 (MORELAND BLVD/BLEU MOUND RD) FROM IH-94 TO MOORLAND RD IN THE TOWN AND CITY OF BROOKFIELD (3.42 MI)	HP	
	414	RESURFACING OF USH 18 (BLEU MOUND RD) FROM MOORLAND RD TO 124TH ST IN THE CITY OF BROOKFIELD (2.0 MI)	HP	
	419	INTERSECTION MODIFICATION AT STH 59 (ARCADIAN AVE) AND STH 164 (LES PAUL PARKWAY) IN THE CITY OF WAUKESHA	HP	
	424	CORRIDOR WETLAND MITIGATION OF STH 83 FROM CTH NN TO STH 16 IN WAUKESHA COUNTY	HP	
	425	RECONSTRUCTION OF ROCHESTER ST (STH 83) AT INTERSECTIONS OF CTH LO AND CTH ES IN THE VILLAGE OF MUKWONAGO	HP	
	428	RESURFACING OF STH 145 (ORCHARD ROAD) FROM MAIN ST TO STH 167 IN THE VILLAGE OF GERMANTOWN (2.50 MI)	HP	
	431	CORRIDOR STUDY OF STH 190 FROM STH 16 TO BROOKFIELD RD IN WAUKESHA COUNTY (5.77 MI)	HP	
	721	RESURFACING OF IH 43 FROM STH 164 TO MOORLAND RD (CTH O) IN WAUKESHA COUNTY (6.28 MI)	HP	
	437	RECONSTRUCTION WITH ADDITIONAL LANES OF STH 83 FROM CTH NN TO STH 59 IN WAUKESHA COUNTY (6.10 MI)	HI	
	439	PAINTING AND FENCE REPLACEMENT ON THE MENOMONEE FALLS PEDESTRIAN BRIDGE OVER USH 41/45 IN WAUKESHA COUNTY	EE	
	451	RECONSTRUCTION OF MOORLAND RD (CTH O) FROM STH 59 AND HACKBERRY LANE IN THE CITY OF BROOKFIELD (0.34 MI)	HP	WAUKESHA COUNTY

Source: SEWRPC.

Table B -4

**IMPLEMENTATION STATUS OF PROJECTS IN THE 2011 - 2014
TRANSPORTATION IMPROVEMENT PROGRAM FOR THE MILWAUKEE TRANSPORTATION
MANAGEMENT AREA -- WAUKESHA COUNTY 2013-2016**

STATUS	NO	PROJECT DESCRIPTION	TYPE	PROJECT SPONSOR
COMPLETED	453	RECONSTRUCTION OF THE INTERSECTION OF CTH V (TOWN LINE RD) AND GOOD HOPE RD IN THE VILLAGE OF LANNON	HP	WAUKESHA COUNTY
	454	RECONSTRUCTION WITH TRAFFIC SIGNALS OF THE INTERSECTION OF CTH Y (RACINE AVE) AND WOODS RD IN THE CITY OF MUSKEGO	HP	
	457	RECONSTRUCTION WITH ADDITIONAL LANES OF SILVER SPRING DR (CTH VV) FROM JACKSON DR TO BETTE DR IN THE VILLAGE OF MENOMONEE FALLS (1.80 MI)	HI	
	465	RESURFACING OF CALHOUN RD FROM CAPITOL DR (STH 190) TO LISBON RD IN THE CITY OF BROOKFIELD (1.0 MI)	HP	BROOKFIELD (City)
	468	RECONSTRUCTION OF WATERTOWN PLANK RD FROM LEGION DR TO 124TH ST IN THE VILLAGE OF ELM GROVE (0.65 MI)	HP	ELM GROVE (Village)
	470	RECONSTRUCTION OF MILL RD FROM LILLY RD TO EAST WAUKESHA COUNTY LINE IN THE VILLAGE OF MENOMONEE FALLS (0.98 MI)	HP	MENOMONEE FALLS (Village)
	474	RECONDITION OF S 124TH ST FROM GRANGE AVE AND COLD SPRING RD (1.86 MI)	HP	NEW BERLIN (City)
	477	REPLACEMENT OF THE MILL ST BRIDGE OVER THE ASHIPUN RIVER IN THE TOWN OF OCONOMOWOC (P-67-0021)	OH	OCONOMOWOC (Town)
	483	RECONSTRUCTION OF GRAND AVE FROM W NEWHALL AVE TO THE RAILROAD SOUTH OF WILLIAMS ST IN THE CITY OF WAUKESHA (0.4 MI)	HP	WAUKESHA (City)
	484	RESURFACING OF GRANDVIEW BLVD FROM MACARTHUR RD TO HOWARD ST IN THE CITY OF WAUKESHA (0.30 MI)	HP	
	485	RESURFACING OF GRANDVIEW BLVD FROM CAMBRIDGE DR TO MADISON ST IN THE CITY OF WAUKESHA (0.60 MI)	HP	
	487	RESURFACING OF MACARTHUR RD FROM 150 FEET WEST OF BURRIE LN TO ST PAUL AVE IN THE CITY OF WAUKESHA (0.60 MI)	HP	
	488	RESURFACING OF MICHIGAN AVE FROM MANCHESTER DR TO GREENMEADOW DR IN THE CITY OF WAUKESHA (0.20 MI)	HP	
	505	UPGRADE OF THE AUTOMATED HVAC SYSTEM SOFTWARE AND CONTROLS FOR WAUKESHA METRO TRANSIT SYSTEM	TP	
	507	PRESSURE WASHER ON TRAILER FOR WAUKESHA METRO TRANSIT SYSTEM	TP	
	510	REPLACEMENT OF SHOP HOSE REELS FOR CITY OF WAUKESHA METRO SYSTEM	TP	
	511	REPLACE WASH LANE DOOR FOR WAUKESHA METRO TRANSIT SYSTEM	TP	
	514	REPLACE EXTERIOR METAL DOORS AT BADGER DRIVE FACILITY	TP	
	732	MOBILITY MANAGER POSITION TO PLAN AND COORDINATE TRANSPORTATION SERVICES FOR LOW-INCOME AND DISABLED PERSONS IN WAUKESHA COUNTY	TP	INTERFAITH SENIOR PROGRAMS
	811	MOBILITY MANAGER POSITION TO PLAN AND COORDINATE TRANSPORTATION SERVICES IN WAUKESHA COUNTY: 2012	TP	

Source: SEWRPC.

Table B -4

**IMPLEMENTATION STATUS OF PROJECTS IN THE 2011 - 2014
TRANSPORTATION IMPROVEMENT PROGRAM FOR THE MILWAUKEE TRANSPORTATION
MANAGEMENT AREA -- WAUKESHA COUNTY 2013-2016**

STATUS	NO	PROJECT DESCRIPTION	TYPE	PROJECT SPONSOR
COMPLETED	520	CAPITAL COSTS FOR WORK-N-WHEELS VEHICLE LOAN PROGRAM FOR LOW-INCOME PERSONS IN WAUKESHA AND JEFFERSON COUNTIES	OH	COMMUNITY ACTION COALITION
	521	OPERATING COSTS FOR WORK-N-WHEELS VEHICLE LOAN PROGRAM FOR LOW-INCOME PERSONS IN WAUKESHA AND JEFFERSON COUNTIES	OH	
DEFERRED	702	CORRIDOR STUDY OF STH 67 FROM STH 59 TO IH 94 IN WAUKESHA COUNTY (13.82 MI)	HP	STATE OF WISCONSIN
	458	RECONSTRUCTION WITH ADDITIONAL LANES OF SILVER SPRING DR (CTH VV) FROM CTH Y (LANNON RD) TO JACKSON DR IN THE VILLAGE OF MENOMONEE FALLS (1.50 MI)	HI	WAUKESHA COUNTY
	464	WIDEN AND PAVE THE BUGLINE TRAIL LOCATED IN MENOMONEE FALLS, LANNON, SUSSEX, LISBON AND MERTON PROVIDING AN IMPROVED SURFACE, INCREASING ACCESSIBILITY, AND YEAR-ROUND AVAILABILITY (14.00 MI)	EE	
	480	REHABILITATION OF CLINTON ST FROM WISCONSIN AVE TO BROADWAY IN THE CITY OF WAUKESHA (0.20 MI)	HP	WAUKESHA (City)
	491	RESURFACING OF UNIVERSITY DRIVE FROM 150 FEET SOUTH OF GLENDON WAY TO NORTHVIEW RD IN THE CITY OF WAUKESHA (0.60 MI)	HP	
	492	RECONSTRUCTION WITH ADDITIONAL LANES OF MEADOWBROOK RD (WEST WAUKESHA BYPASS) FROM NORTHVIEW RD TO ROLLING RIDGE DR IN THE CITY OF WAUKESHA (0.53 MI)	HI	
	496	REPLACEMENT OF 35 FOOT BUSES FOR WAUKESHA METRO TRANSIT (6 IN 2013, 7 IN 2016)	TP	
	498	BUS ENGINE AND TRANSMISSION REBUILDS FOR WAUKESHA METRO TRANSIT: 4 IN 2014, 3 IN 2015	TP	
DROPPED	408	RESURFACING OF IH 94 FROM ONE-HALF MILE WEST OF CTH P TO ONE HALF MILE EAST OF CTH P IN WAUKESHA COUNTY (2.43 MI)	HP	STATE OF WISCONSIN
	413	RECONSTRUCTION OF THE INTERSECTION OF BLUEMOUND RD (USH 18) AND EXECUTIVE DR IN THE CITY OF BROOKFIELD	HP	
	459	OPERATING ASSISTANCE FOR WAUKESHA COUNTY TRANSIT SERVICE: 2009-2012	TP	WAUKESHA COUNTY
	463	ENHANCEMENT PROJECTS FOR WAUKESHA COUNTY TRANSIT WHICH MAY INCLUDE ENHANCED ACCESS FOR PERSONS WITH DISABILITIES OR BICYCLISTS AND PEDESTRIANS, LANDSCAPING, PUBLIC ART, OR HISTORIC PRESERVATION	TP	
	466	RESURFACING OF SUNNY SLOPE RD FROM GREENFIELD AVE (STH 59) TO BLUEMOUND RD IN THE CITY OF BROOKFIELD (1.3 MI)	HP	BROOKFIELD (City)
	467	RECONSTRUCTION WITH ADDITIONAL LANES OF CALHOUN RD FROM NORTH AVE (CTH M) TO CAPITOL DR (STH 190) IN THE CITY OF BROOKFIELD (2.0 MI)	HI	
	478	CONSTRUCTION OF A BICYCLE/PEDESTRIAN PATH ON CTH J FROM CTH M TO GREEN RD IN THE CITY OF PEWAUKEE (1.20 MI)	EE	PEWAUKEE (City)
	486	RECONSTRUCTION OF MACARTHUR RD FROM BURRIE LANE TO COMANCHE LANE IN THE CITY OF WAUKESHA (0.55 MI)	HP	WAUKESHA (City)
	501	CONSTRUCTION OF A WALKWAY FROM THE WAUKESHA METRO TRANSIT CENTER TO THE RIVERWALK IN THE CITY OF WAUKESHA	TP	
	512	PURCHASE OF ADP HARDWARE: REPLACE COMPUTERS AND PRINTERS	TP	

Source: SEWRPC.

Table B -4

**IMPLEMENTATION STATUS OF PROJECTS IN THE 2011 - 2014
TRANSPORTATION IMPROVEMENT PROGRAM FOR THE MILWAUKEE TRANSPORTATION
MANAGEMENT AREA -- WAUKESHA COUNTY 2013-2016**

STATUS	NO	PROJECT DESCRIPTION	TYPE	PROJECT SPONSOR
DROPPED	519	RE-ROUTE THE NEW BERLIN BIKE TRAIL CROSSING ALONG STH 164 NORTH OF PEARL ST IN THE CITY OF WAUKESHA	EE	WAUKESHA (City)
ON SCHEDULE	423	RECONSTRUCTION OF THE STH 83 AND STH 16 INTERCHANGE TO ACCOMMODATE THE WIDENING OF STH 83 IN WAUKESHA COUNTY	HP	STATE OF WISCONSIN
	778	BRIDGE REHABILITATION OF THE OVERPASS BRIDGES OF IH 94 AT ELM GROVE RD (B67-0055) AND SUNNYSLOPE RD (B67-0054) IN WAUKESHA COUNTY	HP	
	442	RECONSTRUCTION OF CTH C FROM MILL ST TO OAKWOOD DR IN THE CITY OF DELAFIELD (0.5 MI)	HP	WAUKESHA COUNTY
	443	REPLACEMENT OF CTH CW BRIDGE OVER ASHIPUN RIVER IN THE TOWN OF OCONOMOWOC (P-67-0046)	HP	
	447	RECONDITIONING OF REDFORD BLVD (CTH F) FROM BUSSE RD TO CAPITOL DR (STH 190) IN THE CITY OF PEWAUKEE (2.80 MI).	HP	
	481	RECONSTRUCTION OF S EAST AVE FROM WABASH AVE TO COLLEGE AVE (0.48 MI)	HP	WAUKESHA (City)
	489	RECONSTRUCTION OF NORTHVIEW RD FROM MEADOWBROOK RD TO PEBBLE VALLEY RD IN THE CITY OF WAUKESHA (1.35 MI)	HP	
	490	RECONSTRUCTION OF W ST PAUL AVE FROM WISCONSIN AVE/ W NORTH ST TO MADISON ST IN THE CITY OF WAUKESHA (0.25 MI)	HP	
	504	REPLACEMENT OF FLOOR SCRUBBER FOR WAUKESHA METRO TRANSIT SYSTEM	TP	
UNDERWAY	401	REHABILITATION OF IH 43 AND STH 164 INTERCHANGE IN WAUKESHA COUNTY	HP	STATE OF WISCONSIN
	405	REPLACEMENT OF IH-94 BRIDGES AT DOUSMAN RD AND GOLDEN LAKE RD (CTH BB) IN WAUKESHA COUNTY (B-67-0081; B-67-0082; B-67-0079; AND B-67-0080)	HP	
	406	CONSTRUCTION OF A PARK AND RIDE LOT OF IH-94 AT CTH P IN WAUKESHA COUNTY	HP	
	410	RESURFACING OF USH 18 (MORELAND BLVD) FROM NORTH ST TO MANHATTAN DR IN THE CITY OF WAUKESHA	HP	
	411	RESURFACING OF USH 18 (MORELAND BLVD) FROM MANHATTAN DR TO IH-94 IN THE CITY OF WAUKESHA AND TOWN OF BROOKFIELD (1.8 MI)	HP	
	415	REHABILITATION OF STH 16 BRIDGES FROM IH-94 TO STH 67	HP	
	417	RESURFACING OF STH 59 FROM OAKRIDGE DR TO CTH X IN WAUKESHA COUNTY (6.68 MI)	HP	
	420	REHABILITATION OF THE NORTHBOUND AND SOUTHBOUND STH 67 BRIDGE OVER IH-94 IN WAUKESHA COUNTY (B-67-0188)	HP	
	426	RECONSTRUCTION OF THE INTERSECTION OF NORTHWEST HIGHWAY (STH 83) AND WOLF RUN IN THE VILLAGE OF MUKWONAGO	HP	
	427	RESURFACING OF STH 100 (MAIN ST) FROM USH 41/45 TO 124TH ST IN MENOMONEE FALLS (1.25 MI)	HP	

Source: SEWRPC.

Table B -4

**IMPLEMENTATION STATUS OF PROJECTS IN THE 2011 - 2014
TRANSPORTATION IMPROVEMENT PROGRAM FOR THE MILWAUKEE TRANSPORTATION
MANAGEMENT AREA -- WAUKESHA COUNTY 2013-2016**

STATUS	NO	PROJECT DESCRIPTION	TYPE	PROJECT SPONSOR
UNDERWAY	429	REHABILITATION OF STH 164 FROM IH-43 TO EDGEWOOD AVE AND PAVEMENT REPLACEMENT FROM EDGEWOOD AVE TO HENNEBERRY AVE IN WAUKESHA COUNTY (2.80 MI)	HP	STATE OF WISCONSIN
	430	DRAINAGE IMPROVEMENT AND NEW CULVERT ON STH 164 (BIG BEND DR) 1.2 MILE SOUTH OF THE VILLAGE OF BIG BEND	HP	
	432	RESURFACING OF STH 190 FROM STH 16 TO STH 74 IN THE VILLAGE AND CITY OF PEWAUKEE (2.23 MI)	HP	
	433	RESURFACING OF STH 190 FROM STH 74 TO BROOKFIELD RD IN WAUKESHA COUNTY	HP	
	438	GEOMETRIC IMPROVEMENTS AND INSTALLATION OF SIGNALS AT MAIN ST AND PILGRIM RD INTERSECTION AND RECONSTRUCTION OF PILGRIM RD FROM CLEVELAND AVE TO MEGAL DR IN WAUKESHA COUNTY	HP	
	763	RESURFACING OF USH 41 FROM THE MILWAUKEE COUNTY LINE TO THE WASHINGTON COUNTY LINE IN WAUKESHA COUNTY (3.66 MI)	HP	
	764	DECK REPLACEMENT OF THE PILGRIM RD BRIDGES (B67-0035 & B67-0198)	HP	
	434	CONSTRUCTION OF THE WAUKESHA BYPASS WITH ADDITIONAL LANES FROM SUMMIT AVE TO GENESEE RD IN THE CITY AND TOWN OF WAUKESHA (3.80 MI)	HI	
	435	RECONSTRUCTION WITH ADDITIONAL LANES OF SUMMIT AVE (STH 67) FROM CTH DR (DELAFIELD RD) TO SUMMIT AVE IN THE CITY OF OCONOMOWOC (2.49 MI)	HI	
	436	RECONSTRUCTION WITH ADDITIONAL LANES OF STH 83 FROM PERKINS RD TO GLACIER PASS (NORTH OF USH 18) IN THE VILLAGE OF WALES AND THE TOWN OF GENESEE (2.76 MI)	HI	
	440	CONSTRUCTION OF AN UNDERPASS FOR THE GLACIAL DRUMLIN STATE TRAIL AT CTH TT IN THE TOWN OF WAUKESHA	EE	WISCONSIN DNR
	441	RESURFACING OF VARIOUS COUNTY TRUNK HIGHWAYS IN WAUKESHA COUNTY (69.00 MI)	HP	WAUKESHA COUNTY
	445	RECONSTRUCTION OF CTH E BRIDGE OVER THE OCONOMOWOC RIVER IN THE TOWN OF MERTON	HP	
	452	REPLACEMENT OF THE CTH P (SAWYER RD) BRIDGE OVER THE BARK RIVER IN THE TOWN OF SUMMIT (B-67-0959)	HP	
	455	RECONSTRUCTION OF WEST WAUKESHA BYPASS WITH ADDITIONAL LANES FROM USH 18 TO NORTHVIEW RD IN THE TOWN AND CITY OF WAUKESHA (5.30 MI)	HI	
	456	RECONSTRUCTION WITH ADDITIONAL LANES OF JANESVILLE RD (CTH L) FROM RACINE AVE (CTH Y) TO MOORLAND RD (CTH O) IN THE CITY OF MUSKEGO (2.30 MI)	HI	
	460	CAPITAL COSTS OF THIRD PARTY CONTRACTING FOR WAUKESHA COUNTY TRANSIT SERVICE	TP	
	461	PROVIDE USER-SIDE SUBSIDY ADVANCE RESERVATION AND ELDERLY/DEMAND RESPONSIVE TRANSPORTATION SERVICES FOR ELDERLY & DISABLED PERSONS IN WAUKESHA COUNTY (SEC 85.21)	TP	
	462	ENHANCEMENT PROJECTS FOR WAUKESHA COUNTY TRANSIT WHICH MAY INCLUDE ENHANCED ACCESS FOR PERSONS WITH DISABILITIES OR BICYCLISTS AND PEDESTRIANS, LANDSCAPING, PUBLIC ART, OR HISTORIC PRESERVATION	TP	
	796	SAFETY IMPROVEMENTS AT THE INTERSECTIONS OF CTH JJ AND CTH J, AND CTH SR IN THE CITY OF PEWAUKEE	HS	

Source: SEWRPC.

Table B -4

**IMPLEMENTATION STATUS OF PROJECTS IN THE 2011 - 2014
TRANSPORTATION IMPROVEMENT PROGRAM FOR THE MILWAUKEE TRANSPORTATION
MANAGEMENT AREA -- WAUKESHA COUNTY 2013-2016**

STATUS	NO	PROJECT DESCRIPTION	TYPE	PROJECT SPONSOR
UNDERWAY	469	PAVEMENT REPLACEMENT OF HARTBROOK DR FROM CTH E TO CTH KC IN THE VILLAGE OF HARTLAND (0.6 MI)	HP	HARTLAND (Village)
	471	RECONSTRUCTION OF PILGRIM RD FROM 300 FT SOUTH OF MAIN ST TO USH 41/45 AND THE CONSTRUCTION OF MEGAL CT FROM PILGRIM RD TO CUL DE SAC IN THE VILLAGE OF MENOMONEE FALLS (0.40 MI)	HP	MENOMONEE FALLS (Village)
	472	RECONSTRUCTION OF COFFEE RD FROM W NATIONAL AVE TO S CALHOUN RD IN THE CITY OF NEW BERLIN (1.32 MI)	HP	NEW BERLIN (City)
	473	RECONSTRUCTION OF W LINCOLN AVE FROM S CALHOUN RD AND S MOORLAND RD (CTH O) (1.0 MI)	HP	
	475	PAVEMENT REPLACEMENT OF SUMMIT AVE FROM 2ND ST TO THACKERY TRAIL IN THE CITY OF OCONOMOWOC (1.3 MI)	HP	OCONOMOWOC (City)
	476	RESURFACING OF W LAKE DR FROM CTH P TO ROAD B IN THE TOWN OF OCONOMOWOC (0.95 MI)	HP	OCONOMOWOC (Town)
	479	CONSTRUCTION OF A BICYCLE/PEDESTRIAN PATH ON CTH J FROM CTH M TO GREEN RD IN THE CITY OF PEWAUKEE	EE	PEWAUKEE (City)
	482	RECONSTRUCTION OF S EAST AVE FROM SUNSET DR TO WABASH AVE (0.53 MI)	HP	WAUKESHA (City)
	801	ADDITIONAL RAIL SPUR LOCATED AT WELDALL MANUFACTURING FOR ECONOMIC DEVELOPMENT AND JOB CREATION IN THE CITY OF WAUKESHA	HP	
	493	OPERATING ASSISTANCE FOR THE WAUKESHA METRO AND WAUKESHA COUNTY TRANSIT SYSTEMS	TP	
	494	CAPITAL MAINTENANCE FOR WAUKESHA METRO TRANSIT	TP	
	495	AUTOMATED DATA PROCESSING SOFTWARE UPGRADES FOR WAUKESHA METRO TRANSIT (UPGRADE MAINTENANCE SOFTWARE)	TP	
	497	REPLACE AND UPGRADE DOWNTOWN TRANSIT CENTER CAMERA SYSTEM.	TP	
	499	TIRE LEASE FOR THE WAUKESHA METRO TRANSIT SYSTEM	TP	
	500	ENHANCEMENT PROJECTS FOR WAUKESHA METRO TRANSIT WHICH MAY INCLUDE ENHANCED ACCESS FOR PERSONS WITH DISABILITIES OR BICYCLISTS AND PEDESTRIANS, LANDSCAPING, PUBLIC ART, OR HISTORIC PRESERVATION	TP	
	503	REPLACEMENT OF ADP HARDWARE (ID CARD PRINTING SYSTEM) FOR WAUKESHA METRO TRANSIT SYSTEM	TP	
	509	REPLACE OFFICE CARPET, CEILING TILES, AND WALLCOVERINGS FOR BUILDINGS AT WAUKESHA METRO SYSTEM	TP	
	513	HVAC UPGRADES FOR BUILDINGS AT WAUKESHA METRO TRANSIT	TP	
	515	REPLACEMENT OF INCANDESCENT TRAFFIC SIGNALS WITH L.E.D. SIGNAL HEADS AT VARIOUS LOCATIONS IN THE CITY OF WAUKESHA	HS	
	516	INSTALL PEDESTRIAN COUNTDOWN TIMERS AT 2 CONNECTING HIGHWAY INTERSECTIONS IN THE CITY OF WAUKESHA	HS	

Source: SEWRPC.

Table B -4

**IMPLEMENTATION STATUS OF PROJECTS IN THE 2011 - 2014
TRANSPORTATION IMPROVEMENT PROGRAM FOR THE MILWAUKEE TRANSPORTATION
MANAGEMENT AREA -- WAUKESHA COUNTY 2013-2016**

STATUS	NO	PROJECT DESCRIPTION	TYPE	PROJECT SPONSOR
UNDERWAY	517	INSTALL PEDESTRIAN COUNTDOWN TIMERS AT 18 LOCAL INTERSECTIONS IN THE CITY OF WAUKESHA	HS	WAUKESHA (City)
	518	INSTALLATION OF TRAFFIC SIGNAL INTERCONNECTION SYSTEM IN THE CENTRAL BUSINESS DISTRICT IN THE CITY OF WAUKESHA	EE	

Table B -5

**IMPLEMENTATION STATUS OF PROJECTS IN THE 2011 - 2014
TRANSPORTATION IMPROVEMENT PROGRAM FOR THE KENOSHA, RACINE, WALWORTH
TRANSPORTATION MANAGEMENT AREA -- KENOSHA COUNTY 2013-2016**

STATUS	NO	PROJECT DESCRIPTION	TYPE	PROJECT SPONSOR
BEYOND TIP	522	RECONSTRUCTION OF USH 45 FROM STH 50 TO STH 11 IN KENOSHA AND RACINE COUNTIES (7.80 MI)	HP	STATE OF WISCONSIN
	525	RESURFACING OF STH 31 (GREEN BAY RD) FROM STH 50 TO CTH S IN THE CITY OF KENOSHA (2.59 MI)	HP	
	526	RESURFACING OF STH 32 FROM 50TH ST TO 7TH AVE IN THE CITY OF KENOSHA	HP	
	531	RESURFACING OF 52ND ST (STH 158) FROM STH 31 TO 6TH AVE IN THE CITY OF KENOSHA (3.21 MI)	HP	
	533	RECONSTRUCTION OF STH 158 (52ND ST) FROM IH 94 TO 95TH AVE IN KENOSHA COUNTY (1.51 MI)	HP	
	535	RECONSTRUCTION OF STH 165 (104TH ST) FROM STH 31 TO STH 32 IN THE VILLAGE OF PLEASANT PRAIRIE (3.50 MI)	HP	
	537	RECONSTRUCTION OF STH 165 (104TH ST) FROM IH-94 TO STH 31 IN THE VILLAGE OF PLEASANT PRAIRIE (3.70 MI)	HP	
	539	RECONSTRUCTION WITH ADDITIONAL LANES OF STH 158 (52ND ST) FROM 95TH AVE TO STH 31 IN THE CITY OF KENOSHA	HI	
COMPLETED	527	CORRIDOR STUDY OF STH 50 FROM USH 12 TO IH 94 IN KENOSHA AND WALWORTH COUNTIES (24.25 MI)	HP	
	529	RESURFACING OF STH 50 (75TH ST) FROM IH 94 TO 43RD AVE IN THE CITY OF KENOSHA (4.45 MI)	HP	
	534	RECONSTRUCTION OF STH 165 (104TH ST) INTERSECTIONS OF CTH ML AND CTH EZ IN THE VILLAGE OF PLEASANT PRAIRIE	HP	
	802	IMPROVEMENTS TO REST AREA 26--HVAC REPLACEMENT, ROOF REPLACEMENT, AND RESTROOM UPGRADE--ON IH-94 IN KENOSHA COUNTY	HP	
	541	INSTALLATION OF FLASHING LIGHTS AND GATES AT THE 113TH STREET AT-GRADE CROSSING OF THE CANADIAN PACIFIC RAILROAD TRACKS IN THE VILLAGE OF PLEASANT PRAIRIE	TP	
	542	INSTALLATION OF MONITORING EQUIPMENT FOR GRADE CROSSING WARNING DEVICES AT 21 RAIL CROSSINGS IN KENOSHA, MILWAUKEE, AND RACINE COUNTIES	HS	
	543	RECONSTRUCTION OF THE CP RAILROAD (SOO LINE) CROSSING AT CTH E (12TH ST) IN KENOSHA COUNTY	HS	
	546	RECONSTRUCTION WITH ADDITIONAL LANES OF CTH K (60TH ST) FROM STH 31 TO THE UP RAILWAY IN KENOSHA COUNTY (0.63 MI)	HI	KENOSHA COUNTY
	548	MOBILITY MANAGER POSITION TO PLAN AND COORDINATE TRANSPORTATION SERVICES FOR DISABLED PERSONS IN KENOSHA COUNTY	TP	
	812	MOBILITY MANAGER POSITION TO PLAN AND COORDINATE TRANSPORTATION SERVICES IN KENOSHA COUNTY: 2012	TP	
	549	DEVELOPMENT OF A COMPREHENSIVE BICYCLE PLAN FOR KENOSHA COUNTY	EE	
	552	CONSTRUCTION OF 39TH AVE FROM 18TH ST TO 24TH ST IN THE CITY OF KENOSHA (0.76 MI)	HE	KENOSHA (City)

Source: SEWRPC.

Table B -5

**IMPLEMENTATION STATUS OF PROJECTS IN THE 2011 - 2014
TRANSPORTATION IMPROVEMENT PROGRAM FOR THE KENOSHA, RACINE, WALWORTH
TRANSPORTATION MANAGEMENT AREA -- KENOSHA COUNTY 2013-2016**

STATUS	NO	PROJECT DESCRIPTION	TYPE	PROJECT SPONSOR
COMPLETED	554	PROVIDE IMPROVED BUS STOP SIGNS, TRASH CONTAINERS, BUS STOP IMPROVEMENTS, AND PASSENGER INFORMATION TUBES/KIOSKS THROUGHOUT THE KENOSHA TRANSIT SERVICE AREA	TP	KENOSHA (City)
	557	REHABILITATION OF THE METRA TRAIN STATION BUILDING IN THE CITY OF KENOSHA	TP	
	749	PURCHASE OF 7 NEW GILLING BUSES TO REPLACE EXISTING BUSES FOR KENOSHA AREA TRANSIT	TP	
	558	RECONSTRUCTION AND EXPANSION OF THE METRA TRAIN STATION PLATFORM IN THE CITY OF KENOSHA	TI	
	562	RECONSTRUCTION OF 14TH AVE FROM 25TH ST TO 31ST ST IN THE CITY OF KENOSHA (0.3 MI)	OH	
	565	CONSTRUCTION OF A BICYCLE TRAIL FROM 35TH ST TO 45TH ST INCLUDING A BRIDGE OVER WASHINGTON RD IN THE CITY OF KENOSHA	EE	
	570	CAPITOL COSTS FOR VEHICLE REPAIR AND MOBILITY MANAGER POSITION TO PLAN AND COORDINATE TRANSPORTATION SERVICES FOR LOW-INCOME PERSONS IN KENOSHA, RACINE, AND WALWORTH COUNTIES	TP	KENOSHA ACHIEVEMENT CENTER, INC.
	571	OPERATING COSTS FOR SHUTTLE SERVICE, SHORT TERM/WORK TRAINING, JUMP START TRANS SERVICES, BIKE LOAN PROG, AND SHORT-TERM INSURANCE ASSIST FOR LOW-INCOME PERSONS IN KENOSHA, RACINE, AND WALWORTH COUNTIES	TP	
	788	CAPITAL COSTS FOR VEHICLE REPAIR LOANS AND MOBILITY MANAGER POSITION TO PLAN AND COORDINATE TRANSPORTATION SERVICES FOR LOW-INCOME PERSONS IN KENOSHA, RACINE, AND WALWORTH COUNTIES: 2012	TP	
	789	OPERATING COSTS FOR SHUTTLE SERVICE, SHORT-TERM WORK TRAINING, AND JUMP START TRANS SERVICES FOR LOW-INCOME PERSONS IN KENOSHA, RACINE, AND WALWORTH COUNTIES: 2012	TP	
DEFERRED	703	CORRIDOR STUDY OF USH 45 FROM STATE LINE TO STH 50 IN KENOSHA COUNTY (5.47 MI)	HP	STATE OF WISCONSIN
	704	CORRIDOR STUDY OF STH 31 FROM STATE LINE TO RACINE COUNTY LINE IN KENOSHA COUNTY (12.33 MI)	HP	
	545	RECONSTRUCTION WITH ADDITIONAL LANES OF CTH K (60TH ST) FROM CTH H (88TH AVE) TO UP RAILROAD IN KENOSHA COUNTY (0.92 MI)	HI	KENOSHA COUNTY
	551	CONSTRUCTION OF A PARK-RIDE LOT AT STH 165 AND CTH H IN KENOSHA COUNTY	EE	
	560	EXPANSION OF ELECTRIC STREETCAR SERVICE IN THE CITY OF KENOSHA	TE	KENOSHA (City)
	567	RECONSTRUCTION OF 93RD ST FROM 63RD AVE TO SPRINGBROOK RD IN THE VILLAGE OF PLEASANT PRAIRIE (2.1 MI)	HP	PLEASANT PRAIRIE (Village)
	568	RECONSTRUCTION OF 116TH ST FROM 39TH AVE TO SHERIDAN RD (STH 32) IN THE VILLAGE OF PLEASANT PRAIRIE (1.6 MI)	HP	
DROPPED	528	RECONSTRUCTION OF STH 50 (75TH ST) AND 77TH AVE INTERCHANGE IN THE CITY OF KENOSHA (0.6 MI)	HP	STATE OF WISCONSIN
	544	CONSTRUCTION OF NEW CHAPIN PARK AND RIDE LOT AT I-94 AND CTH S IN KENOSHA COUNTY	EE	
ON SCHEDULE	538	RECONSTRUCTION WITH ADDITIONAL TRAFFIC LANES OF STH 50 (75TH ST) FROM IH 94 TO 43RD AVE IN THE CITY OF KENOSHA AND VILLAGE OF PLEASANT PRAIRIE (4.45 MI)	HI	

Source: SEWRPC.

Table B -5

**IMPLEMENTATION STATUS OF PROJECTS IN THE 2011 - 2014
TRANSPORTATION IMPROVEMENT PROGRAM FOR THE KENOSHA, RACINE, WALWORTH
TRANSPORTATION MANAGEMENT AREA -- KENOSHA COUNTY 2013-2016**

STATUS	NO	PROJECT DESCRIPTION	TYPE	PROJECT SPONSOR
UNDERWAY	523	RECONSTRUCTION OF THE INTERSECTION OF USH 45 AND CTH K IN THE VILLAGE OF BRISTOL AND TOWN OF PARIS	HP	STATE OF WISCONSIN
	524	RESURFACING OF USH 45 FROM THE ILLINOIS STATE LINE TO STH 50 IN KENOSHA COUNTY (5.50 MI)	HP	
	530	RESURFACING OF STH 50 (75TH STREET) FROM 256TH AVENUE TO 236TH AVENUE IN THE VILLAGE OF PADDOCK LAKE	HP	
	532	RECONSTRUCTION OF 52ND ST (STH 158) FROM STH 31 TO 6TH AVE IN THE CITY OF KENOSHA (3.21 MI)	HP	
	536	RESURFACING OF STH 165 (104TH ST) FROM IH 94 TO STH 31 IN THE VILLAGE OF PLEASANT PRAIRIE (3.1 MI)	HP	
	797	RESURFACING OF THE PLEASANT PRAIRIE WELCOME CENTER IN THE VILLAGE OF PLEASANT PRAIRIE	HP	
	540	ELDERLY/DISABLED TRANSPORTATION SEC 5310 KENOSHA ACHIEVEMENT CENTER, 1 MINI-VAN, 1 MINI-BUS, ALL ACCESSIBLE	TP	
	705	REPLACEMENT OF CTH E BRIDGE OVER PIKE RIVER IN KENOSHA COUNTY (B30-0670)	HP	KENOSHA COUNTY
	765	RECONSTRUCTION OF CTH C FROM CTH KD TO CTH W IN THE TOWN OF RANDALL AND VILLAGE OF TWIN LAKES (1.77 MI)	HP	
	766	RECONSTRUCTION OF CTH W FROM CTH F TO CTH FR IN THE TOWN OF SALEM (1.55 MI)	HP	
	547	PROVISION OF SPECIALIZED DEMAND RESPONSIVE TRANSPORTATION SERVICES FOR ELDERLY/DISABLED IN NON-URBANIZED KENOSHA COUNTY (SEC 85.21)	TP	
	550	WIDEN SHOULDERS TO ACCOMMODATE THE INSTALLATION OF BIKE LANES ON CTH H FROM STH 50 TO THE ILLINOIS STATE LINE IN KENOSHA COUNTY (5.0 MI)	EE	
	553	OPERATING ASSISTANCE FOR THE CITY OF KENOSHA TRANSIT SYSTEM	TP	KENOSHA (City)
	555	PURCHASE OF 20 REPLACEMENT BUSES FOR THE CITY OF KENOSHA TRANSIT SYSTEM (5 BUSES PER YEAR)	TP	
	556	REPLACEMENT OF THE RADIO SYSTEM AT THE CITY OF KENOSHA TRANSIT FACILITY	TP	
	559	ENGINEERING AND DESIGN FOR THE EXPANSION OF STREETCAR SERVICE IN THE CITY OF KENOSHA	TE	
	561	EXPANSION OF ELECTRIC STREETCAR SYSTEM IN THE CITY OF KENOSHA-DOWNTOWN LINE EXTENSION	TE	
	563	CONSTRUCTION OF OFF-ROAD BICYCLE PATHS (1.4 MI) AND 17.9 MILES OF ON-ROAD BICYCLE ROUTES AT VARIOUS LOCATIONS IN THE CITY OF KENOSHA	EE	
	564	CONSTRUCTION OF NEW SECTIONS OF A 10-FT WIDTH ASPHALT BICYCLE ROUTE INCLUDING A TRANSIT CENTER SECTION AND A NASH PARK-INDIAN TRAILS SECTION (9.83 MI)	EE	
	566	CONSTRUCTION OF A MULTI-USE PATH ALONG STH 83 FROM THE CENTRAL HIGH SCHOOL WEST ENTRANCE TO STH 50 IN THE VILLAGE OF PADDOCK LAKE (0.47 MI)	EE	PADDOCK LAKE (Village)

Source: SEWRPC.

Table B -5

**IMPLEMENTATION STATUS OF PROJECTS IN THE 2011 - 2014
TRANSPORTATION IMPROVEMENT PROGRAM FOR THE KENOSHA, RACINE, WALWORTH
TRANSPORTATION MANAGEMENT AREA -- KENOSHA COUNTY 2013-2016**

STATUS	NO	PROJECT DESCRIPTION	TYPE	PROJECT SPONSOR
UNDERWAY	767	RECONSTRUCTION OF 39TH AVE FROM STH 165 TO 97TH ST IN THE VILLAGE OF PLEASANT PRAIRIE (0.60 MI)	HP	PLEASANT PRAIRIE (Village)

Table B -6

**IMPLEMENTATION STATUS OF PROJECTS IN THE 2011 - 2014
TRANSPORTATION IMPROVEMENT PROGRAM FOR THE KENOSHA, RACINE, WALWORTH
TRANSPORTATION MANAGEMENT AREA -- RACINE COUNTY 2013-2016**

STATUS	NO	PROJECT DESCRIPTION	TYPE	PROJECT SPONSOR
BEYOND TIP	574	RESURFACING OF STH 11 FROM CTH C TO 71ST ST IN THE VILLAGE OF UNION GROVE (2.37 MI)	HP	STATE OF WISCONSIN
	576	RECONSTRUCTION OF STH 11 FROM 92ND ST TO STH 31 (3.95 MI)	HP	
	577	RESURFACING OF DURAND AVE (STH 11) FROM STH 31 TO KENTUCKY AVE IN THE CITY OF RACINE (1.3 MI)	HP	
	578	RECONSTRUCTION OF STH 11 (DURAND AVENUE) FROM KENTUCKY AVENUE TO KEARNEY AVENUE IN THE CITY OF RACINE	HP	
	579	RECONSTRUCTION OF STH 11 (DURAND AVENUE) FROM KEARNEY AVENUE TO STH 32 IN THE CITY OF RACINE	HP	
	580	CORRIDOR STUDY OF STH 20 FROM USH 12 TO STH 31 IN RACINE AND WALWORTH COUNTY (38.15 MI)	HP	
	583	RECONSTRUCTION OF STH 20 (WASHINGTON AVENUE) FROM ROOSEVELT AVENUE TO LATHROP AVENUE IN THE CITY OF RACINE	HP	
	584	RECONSTRUCTION OF STH 20 FROM LATHROP AVE TO WEST BLVD IN THE CITY OF RACINE (0.49 MI)	HP	
	585	RECONSTRUCTION OF STH 20 FROM WEST BLVD TO MARQUETTE ST IN THE CITY OF RACINE (1.64)	HP	
	589	RESURFACING OF STH 36 FROM STH 20 TO CTH Y IN RACINE COUNTY (5.95 MI)	HP	
	592	RESURFACING OF STH 83 FROM STH 20 TO IH-43 IN RACINE, WALWORTH, AND WAUKESHA COUNTIES (5.93 MI)	HP	
	593	RESURFACING OF STH 142 (BUSHNELL RD) FROM BURLINGTON CITY LIMITS TO KENOSHA CO LINE AND REMOVAL OF BRIDGE AT FORMER CPR RIGHT OF WAY (B-51-0018)	HP	
	746	RESURFACING OF GREEN BAY RD (STH 31) FROM STH 20 TO CTH MM IN THE VILLAGE OF MT. PLEASANT (1.6 MI)	HP	
	596	RECONSTRUCTION WITH ADDITIONAL LANES OF STH 32 FROM FIVE MILE RD TO STH 31 IN THE VILLAGE OF CALEDONIA (1.30 MI)	HI	
	597	RECONSTRUCTION OF THE INTERSECTION OF STH 20 AND HONEY CREEK RD IN RACINE COUNTY	HS	
	611	RECONSTRUCTION OF OHIO ST FROM STH 20 (WASHINGTON AVE) TO KINZIE AVE IN THE CITY OF RACINE	HP	RACINE (City)
COMPLETED	573	RESURFACING OF STH 11 FROM WALWORTH COUNTY LINE TO KENDALL ST IN THE CITY OF BURLINGTON (1.32 MI)	HP	STATE OF WISCONSIN
	586	RECONSTRUCTION OF STH 20 (7TH ST) FROM MARQUETTE ST TO MAIN ST IN THE CITY OF RACINE (0.60 MI)	HP	
	587	RECONDITION OF DOUGLAS AVE (STH 32) FROM GOULD ST TO 3 MILE RD IN THE CITY OF RACINE (1.58 MI)	HP	
	591	REHABILITATION OF STH 75 (256TH ST) FROM STH 50 IN KENOSHA COUNTY TO STH 11 IN RACINE COUNTY (8.25 MI)	HP	

Source: SEWRPC.

Table B -6

**IMPLEMENTATION STATUS OF PROJECTS IN THE 2011 - 2014
TRANSPORTATION IMPROVEMENT PROGRAM FOR THE KENOSHA, RACINE, WALWORTH
TRANSPORTATION MANAGEMENT AREA -- RACINE COUNTY 2013-2016**

STATUS	NO	PROJECT DESCRIPTION	TYPE	PROJECT SPONSOR
COMPLETED	722	ROADWAY MAINTENANCE OF STH 36 (MILWAUKEE AVE) FROM STH 20 TO CTH Y IN RACINE COUNTY (5.95 MI)	HP	STATE OF WISCONSIN
	723	ROADWAY MAINTENANCE OF STH 83 FROM STH 20 TO IH 43 IN RACINE, WALWORTH, AND WAUKESHA COUNTIES (5.93 MI)	HP	
	599	RECONSTRUCTION OF THE CP RAILROAD (SOO LINE) CROSSING AT CTH KR (1ST ST) IN THE VILLAGE OF MOUNT PLEASANT	HS	
	709	REPLACEMENT OF THE CTH D BRIDGE OVER THE FOX RIVER IN RACINE COUNTY (B51-0578)	HP	RACINE COUNTY
	733	MOBILITY MANAGER POSITION TO PLAN AND COORDINATE TRANSPORTATION SERVICES FOR LOW-INCOME AND DISABLED PERSONS IN RACINE COUNTY	TP	
	734	OPERATING ASSISTANCE FOR THE RACINE COUNTY SHUTTLE SERVICE	TP	
	813	MOBILITY MANAGER POSITION TO PLAN AND COORDINATE TRANSPORTATION SERVICES IN RACINE COUNTY: 2012	TP	
	603	CONSTRUCTION OF THE RACINE/STURTEVANT BICYCLE/PEDESTRIAN TRAIL FROM THE AMTRAK STATION TO THE CPR CORRIDOR IN THE VILLAGE OF STURTEVANT	EE	
	604	CONSTRUCTION OF THE RACINE/STURTEVANT BICYCLE/PEDESTRIAN TRAIL ON THE FORMER CP ROW FROM STH 31 TO WILLOW RD IN RACINE COUNTY: PHASE IB	EE	
	605	CONSTRUCTION OF THE RACINE/STURTEVANT BICYCLE/PEDESTRIAN TRAIL FROM WILLOW RD TO THE AMTRAK STATION IN THE VILLAGE OF STURTEVANT: PHASE II (1.25 MI)	EE	
	616	PURCHASE 14 35' LOW FLOOR GILLIG BUSES TO REPLACE EXISTING 1997 NOVA BUSES FOR THE CITY OF RACINE	TP	RACINE (City)
	618	PURCHASE OF THREE (3) BUSES TO REPLACE FOUR 1988 - TMC MODEL BUSES FOR THE CITY OF RACINE TRANSIT SYSTEM	TP	
	619	PURCHASE OF SIX (6) BUSES TO REPLACE THREE 1997 NOVABUSES FOR THE CITY OF RACINE TRANSIT SYSTEM: 3 IN 2009 AND 3 IN 2010	TP	
	624	REPAIR AND REPLACE ROOF AT TRANSIT CENTER FOR THE CITY OF RACINE TRANSIT SYSTEM	TP	
	628	REPAIR AND REPLACE ROOF AT BUS SERVICES GARAGE FOR THE CITY OF RACINE TRANSIT SYSTEM	TP	
	629	PURCHASE OF 35 GFI CARD READERS FOR THE CITY OF RACINE TRANSIT SYSTEM	TP	
	630	PURCHASE OF A GFI PROBE UNIT FOR THE CITY OF RACINE TRANSIT SYSTEM	TP	
	631	PURCHASE OF A PLOW TRUCK FOR THE CITY OF RACINE TRANSIT SYSTEM	TP	
	632	UPGRADE OF CONTINENTAL TRANSIT MASTER SOFTWARE FOR THE CITY OF RACINE TRANSIT SYSTEM	TP	
	635	PURCHASE OF 5 DESTINATION SIGNS FOR TRANSIT CENTER FOR THE CITY OF RACINE TRANSIT SYSTEM	TP	

Source: SEWRPC.

Table B -6

**IMPLEMENTATION STATUS OF PROJECTS IN THE 2011 - 2014
TRANSPORTATION IMPROVEMENT PROGRAM FOR THE KENOSHA, RACINE, WALWORTH
TRANSPORTATION MANAGEMENT AREA -- RACINE COUNTY 2013-2016**

STATUS	NO	PROJECT DESCRIPTION	TYPE	PROJECT SPONSOR
COMPLETED	636	PURCHASE OF 5 AUTOMATIC GARAGE DOOR OPENERS FOR THE CITY OF RACINE TRANSIT SYSTEM	TP	RACINE (City)
	637	PURCHASE OF TICKET/PASS VENDING MACHINE FOR THE CITY OF RACINE TRANSIT SYSTEM	TP	
	638	PURCHASE OF A CASH COUNTING EQUIPMENT FOR THE CITY OF RACINE TRANSIT SYSTEM	TP	
	639	LED LIGHT CONVERSION FOR TRANSIT CENTER FOR THE CITY OF RACINE TRANSIT SYSTEM	TP	
	640	PURCHASE OF THREE (3) BUSES TO REPLACE THREE 1997 NOVABUSES FOR THE CITY OF RACINE TRANSIT SYSTEM	TP	
	641	PURCHASE OF A REPLACEMENT TRUCK FOR THE CITY OF RACINE TRANSIT SYSTEM	TP	
	642	CONSTRUCTION OF UP TO 17 NEW SHELTERS WITH INFORMATION BOARDS AND THE ADDITION OF INFORMATION BOARDS ON UP TO 14 EXISTING SHELTERS FOR THE CITY OF RACINE TRANSIT SYSTEM	TP	
	768	RADIO SYSTEM UPGRADE FOR THE CITY OF RACINE TRANSIT SYSTEM	TP	
	769	REPAIR/REPLACE BUS SHELTERS FOR THE CITY OF RACINE TRANSIT SYSTEM	TP	
	644	INSTALLATION OF BIKE RACKS FOR 33 BELLE URBAN SYSTEM BUSES	EE	
	645	PURCHASE AND OPERATION OF A RIDE SHARE VAN TO PROVIDE TRANSPORTATION FOR UNEMPLOYED LOW INCOME PERSONS TO JOB HIRE LOCATIONS	EE	
	648	SIGNAL INTERCONNECTION AND OPTIMIZATION OF MULTIPLE TRAFFIC SIGNALS SOUTH OF SIXTH ST IN THE CITY OF RACINE	EE	
	649	SIGNAL INTERCONNECTION AND OPTIMIZATION OF MULTIPLE TRAFFIC SIGNALS NORTH OF SIXTH ST IN THE CITY OF RACINE	EE	
	650	STREETSCAPING OF 7TH ST FROM MARQUETTE ST TO MAIN ST IN THE CITY OF RACINE	EE	
DEFERRED	706	CORRIDOR STUDY OF STH 11 FROM CTH W TO IH 94 IN RACINE COUNTY (16.33 MI)	HP	STATE OF WISCONSIN
	707	CORRIDOR STUDY OF STH 11 FROM CTH H TO STH 31 AND STH 31 FROM STH 11 TO STH 38 IN RACINE COUNTY (7.2 MI)	HP	
	595	SURFACE REPAIR ON THE CANADIAN PACIFIC RAILROAD - HIGH-SPEED RAIL AT CTH C IN THE VILLAGE OF STURTEVANT	HS	
	620	PURCHASE REPLACEMENT PORTABLE STEAM CLEANER FOR MAINTENANCE USE REPLACES 2002 PURCHASED MODEL FOR THE CITY OF RACINE TRANSIT SYSTEM	TP	RACINE (City)
	622	REPLACEMENT OF MAINTENANCE AND SERVICE GARAGE EQUIPMENT FOR THE CITY OF RACINE TRANSIT SYSTEM	TP	
	626	REPLACE SUPERVISORY VAN FOR THE CITY OF RACINE TRANSIT SYSTEM	TP	

Source: SEWRPC.

Table B -6

**IMPLEMENTATION STATUS OF PROJECTS IN THE 2011 - 2014
TRANSPORTATION IMPROVEMENT PROGRAM FOR THE KENOSHA, RACINE, WALWORTH
TRANSPORTATION MANAGEMENT AREA -- RACINE COUNTY 2013-2016**

STATUS	NO	PROJECT DESCRIPTION	TYPE	PROJECT SPONSOR
DEFERRED	627	REPLACE ASPHALT PAVING FOR THE CITY OF RACINE TRANSIT SYSTEM	TP	RACINE (City)
DROPPED	606	CONSTRUCTION OF THE RACINE/STURTEVANT BICYCLE/PEDESTRIAN TRAIL FROM CTH H TO THE CP RAIL WEST OF IH-94 IN RACINE COUNTY: PHASE III (2.40 MI)	EE	RACINE COUNTY
	614	OPERATING ASSISTANCE FOR THE WISCONSIN COACH LINES KENOSHA/RACINE/MILWAUKEE INTERCITY BUS SERVICE	TP	RACINE (City)
	615	PROVISION OF DEMAND-RESPONSIVE TRANSPORTATION SERVICE FOR ELDERLY AND DISABLED IN THE RACINE URBANIZED AREA	TP	
	623	MAINTENANCE AND SERVICE GARAGE IMPROVEMENTS FOR THE CITY OF RACINE TRANSIT SYSTEM	TP	
	633	PURCHASE OF MAINTENANCE AREA VACUUM SYSTEM FOR THE CITY OF RACINE TRANSIT SYSTEM	TP	
	643	CONSTRUCTION OF WALKER SITE BICYCLE/PEDESTRIAN PATH ALONG MAIN ST BRIDGE TO LAKE MICHIGAN PATH (0.28 MI)	EE	
	646	CONSTRUCTION OF A NEW SEGMENT OF THE LAKE MICHIGAN PATHWAY PROJECT FROM AUGUSTA ST TO MELVIN AVE IN THE CITY OF RACINE	EE	
	651	DEVELOPMENT OF A SAFE ROUTES TO SCHOOL PLAN FOR RAYMOND SCHOOL DISTRICT NO. 14 IN THE TOWN OF RAYMOND	HS	RAYMOND (Town)
ON SCHEDULE	625	REPLACE CAMERAS ON BUSES AND UPGRADE SOFTWARE FOR THE CITY OF RACINE TRANSIT SYSTEM	TP	RACINE (City)
	634	PURCHASE OF SCHEDULING SOFTWARE FOR THE CITY OF RACINE TRANSIT SYSTEM	TP	
UNDERWAY	572	RECONSTRUCTION OF USH 45 FROM 7TH AVE TO STH 20 IN RACINE COUNTY (3.5 MI)	HP	STATE OF WISCONSIN
	575	REPLACEMENT OF THE UP RAILWAY BRIDGE OVER STH 11 (DURAND AVE) AT EAST LIMITS OF THE VILLAGE OF STURTEVANT (B-51-0644)	HP	
	582	RECONSTRUCTION OF MAIN ST/1ST ST (STH 20) FROM NORTHWEST HIGHWAY (STH 83) TO MILWAUKEE AVE (STH 36) IN THE VILLAGE OF WATERFORD (2.1 MI)	HP	
	590	RECONSTRUCTION OF NORTHWESTERN AVE (STH 38) FROM GOLF AVE TO MEMORIAL DR IN THE CITY OF RACINE (1.30 MI)	HP	
	594	RECONSTRUCTION OF STH 164 (BIG BEND RD) FROM STH 36 TO THE RACINE/WAUKESHA COUNTY LINE (5.00 MI)	HP	
	735	RECONSTRUCTION AND REALIGNMENT WITH ADDITIONAL TRAFFIC LANES OF STH 38 FROM CTH K TO OAKWOOD RD IN RACINE AND MILWAUKEE COUNTIES (8.90 MILES)	HI	
	600	RECONSTRUCTION WITH ADDITIONAL LANES OF CTH C FROM AIRLINE RD TO SUNNYSLOPE DR IN THE VILLAGE OF MOUNT PLEASANT (0.7 MI)	HI	RACINE COUNTY
	601	PROVISION OF SPECIALIZED DEMAND RESPONSIVE TRANSPORTATION SERVICES FOR ELDERLY & DISABLED PEOPLE IN RURAL RACINE COUNTY (SEC 85.21)	TP	
	602	DESIGN AND CONSTRUCTION OF MRK TRAIL EXTENSION AND BRIDGE FROM 6 MILE RD TO 7 MILE RD AND OVER UPRR (0.70 MI)	EE	

Source: SEWRPC.

Table B -6

**IMPLEMENTATION STATUS OF PROJECTS IN THE 2011 - 2014
TRANSPORTATION IMPROVEMENT PROGRAM FOR THE KENOSHA, RACINE, WALWORTH
TRANSPORTATION MANAGEMENT AREA -- RACINE COUNTY 2013-2016**

STATUS	NO	PROJECT DESCRIPTION	TYPE	PROJECT SPONSOR
UNDERWAY	607	CONSTRUCTION OF A BICYCLE/PEDESTRIAN FACILITY ON BROWNS LAKE DR (CTH W) FROM STH 11 TO BEAR ARBOR DR IN THE CITY OF BURLINGTON (0.90 MI)	EE	BURLINGTON (City)
	608	CONSTRUCTION OF A 10 FT WIDE ASPHALT TRAIL FROM MARINER DR TO STH 20, PAVING OF AN EXISTING PATH FROM STH 20 TO PIKE RIVER PATHWAY, AND INSTALL OF BIKE LANES ON OAKES RD AND ON SOUTHERN FRONTAGE RD	EE	MOUNT PLEASANT (Village)
	609	REPLACEMENT OF MALCHINE RD BRIDGE OVER WIND LAKE DRAINAGE CANAL IN TOWN OF NORWAY (B-51-11)	OH	NORWAY (Town)
	610	RECONSTRUCTION OF OHIO ST FROM 16TH ST TO STH 20 (WASHINGTON AVE) IN THE CITY OF RACINE	HP	RACINE (City)
	612	LOCAL MARKETING FOR THE BELLE URBAN SYSTEM IN THE CITY OF RACINE	TP	
	613	OPERATING ASSISTANCE FOR THE CITY OF RACINE TRANSIT SYSTEM	TP	
	621	REPLACEMENT OF BUS FUELING SYSTEM PUMPS AND METERS AT THE CITY TRANSIT GARAGE	TP	
	647	CONSTRUCTION OF NEW SEGMENT OF THE LAKE MICHIGAN PATHWAY PROJECT FROM AUGUSTA ST TO MELVIN AVE AND DEKOVEN AVE TO 24TH ST IN THE CITY OF RACINE	EE	
	652	ADDITION OF SIGNAGE, EDUCATIONAL ACTIVITIES, ENFORCEMENT AT SIX SCHOOLS IN THE VILLAGE OF WATERFORD THROUGH SAFE ROUTES TO SCHOOL	HS	WATERFORD (Village)

Table B -7

**IMPLEMENTATION STATUS OF PROJECTS IN THE 2011 - 2014
TRANSPORTATION IMPROVEMENT PROGRAM FOR THE KENOSHA, RACINE, WALWORTH
TRANSPORTATION MANAGEMENT AREA -- WALWORTH COUNTY 2013-2016**

STATUS	NO	PROJECT DESCRIPTION	TYPE	PROJECT SPONSOR
BEYOND TIP	653	REHABILITATION OF IH 43 FROM ROCK COUNTY LINE TO USH 12 IN WALWORTH COUNTY (15.5 MI)	HP	STATE OF WISCONSIN
	655	RESURFACING OF USH 12 FROM STH 20 TO STH 12/STH 67 SPLIT IN WALWORTH COUNTY (7.40 MI)	HP	
	660	RECONSTRUCTION OF USH 14 FROM CTH K TO SOUTH OF IH 43 IN WALWORTH COUNTY (2.78 MI)	HP	
	663	RECONSTRUCTION OF STH 11 FROM IH 43 TO STH 120 IN WALWORTH COUNTY (5.0 MI)	HP	
	664	REHABILITATION OF STH 11 FROM STH 120 TO CTH DD IN WALWORTH COUNTY (3.71 MI)	HP	
	665	RECONSTRUCTION OF STH 20 FROM THOMAS DR TO HONEY CREEK RD IN WALWORTH COUNTY (5.89 MI)	HP	
	666	RECONSTRUCTION OF STH 20 FROM STH 67 TO TOWNLINE RD IN WALWORTH COUNTY (9.34 MI)	HP	
	672	RESURFACING OF STH 59 (ELKHORN RD) FROM COX RD TO NEWCOMB ST IN THE CITY OF WHITEWATER (1.20 MI)	HP	
	674	RECONSTRUCTION OF INTERSECTION AT STH 59 (MILWAUKEE ST) AND NEWCOMB ST IN THE CITY OF WHITEWATER	HP	
	676	PREVENTIVE MAINTENANCE OF STH 67 FROM USH 14 TO SALT BOX RD IN WALWORTH COUNTY (7.55MI)	HP	
	678	RECONSTRUCTION OF STH 120 FROM USH 12 TO MADAUS ST IN THE CITY OF LAKE GENEVA (0.61 MI)	HP	
	726	RESURFACING OF STH 67 (ELKHORN RD) FROM NORTH LAKESHORE DR TO GLENWOOD DR IN WALWORTH COUNTY (2.15 MI)	HP	
	806	RESURFACING OF STH 120 FROM MADAUS RD TO STH 36 IN WALWORTH COUNTY (1.7 MI)	HP	
COMPLETED	656	PREVENTIVE MAINTENANCE ALONG USH 12 FROM STH 20 TO USH 12/STH 67 SPLIT IN WALWORTH COUNTY (7.40 MI)	HP	
	667	RESURFACING OF STH 36 FROM STH 120 TO WESTRIDGE AVE IN RACINE AND WALWORTH COUNTIES (6.57 MI)	HP	
	669	CORRIDOR STUDY OF STH 50 FROM IH 43 TO STH 67 IN WALWORTH COUNTY (4.78 MI)	HP	
	673	RECONSTRUCTION OF THE INTERSECTION OF STH 59 EB WITH SB OLD STH 89 IN THE CITY OF WHITEWATER	HP	
	725	ROADWAY MAINTENANCE OF STH 11 FROM STH 120 TO CTH DD IN WALWORTH COUNTY (4.20 MI)	HP	
	681	REPLACEMENT OF CTH X BRIDGE OVER LITTLE TURTLE CREEK IN THE TOWN OF SHARON (B-64-661)	HP	WALWORTH COUNTY
	682	REPLACEMENT OF CTH X BRIDGE OVER WSOR IN THE TOWN OF DARIEN (B-64-13)	HP	

Source: SEWRPC.

Table B -7

**IMPLEMENTATION STATUS OF PROJECTS IN THE 2011 - 2014
TRANSPORTATION IMPROVEMENT PROGRAM FOR THE KENOSHA, RACINE, WALWORTH
TRANSPORTATION MANAGEMENT AREA -- WALWORTH COUNTY 2013-2016**

STATUS	NO	PROJECT DESCRIPTION	TYPE	PROJECT SPONSOR
COMPLETED	685	REPLACEMENT OF PARK DR BRIDGE OVER LADD CREEK IN THE TOWN OF GENEVA (P-64-0910)	OH	GENEVA (Town)
	686	REPLACEMENT OF MOHAWK RD BRIDGE OVER THE EAST CROSSING OF NIPPERSINK CREEK (P-64-904)	OH	LINN (Town)
	687	REPLACEMENT OF SPRING VALLEY RD BRIDGE OVER SAND CREEK IN THE TOWN OF LYONS (P-64-920)	OH	LYONS (Town)
	688	RECONSTRUCTION OF MILWAUKEE ST FROM WISCONSIN ST TO NEWCOMB ST IN THE CITY OF WHITEWATER (0.49 MI)	HP	WHITEWATER (City) (PART)
	690	INTERSECTION IMPROVEMENTS AT THE INTERSECTION OF MAIN ST AND WHITON ST IN THE CITY OF WHITEWATER	HS	
	691	RESTORATION OF THE HISTORIC TRAIN DEPOT'S INTERIOR AND EXTERIOR FEATURES IN THE CITY OF WHITEWATER.	EE	
	694	DEVELOPMENT OF A BICYCLE AND PEDESTRIAN MASTER PLAN FOR THE CITY OF WHITEWATER	EE	
DEFERRED	710	CORRIDOR STUDY OF USH 12 FROM STH 59 IN THE CITY OF WHITEWATER TO STH 67 IN THE CITY OF ELKHORN (14.73 MI)	HP	STATE OF WISCONSIN
DROPPED	670	RECONSTRUCTION OF STH 50 FROM STH 67 EAST TO GENEVA ST IN THE TOWN OF GENEVA (1.70 MI)	HP	
	680	REPLACEMENT OF CTH DD BRIDGE OVER SUGAR CREEK IN THE TOWN OF SPRING PRAIRIE (B-64-6)	HP	WALWORTH COUNTY
	693	CONSTRUCTION OF MULTI-USE TRAIL FROM THE CITY OF WHITEWATER LIMITS TO WILLIS RAY RD IN THE CITY OF WHITEWATER	EE	WHITEWATER (City) (PART)
ON SCHEDULE	804	PAVEMENT REHABILITATION AND BUILDING RENOVATIONS OF REST AREAS 35 AND 36 ON IH-43 IN WALWORTH COUNTY	HP	STATE OF WISCONSIN
	712	REPLACEMENT OF THE SHERIDAN SPRINGS RD BRIDGE OVER WHITE RIVER IN THE TOWN OF LYONS (P64-0074)	OH	LYONS (Town)
UNDERWAY	657	RESURFACING OF USH 12 FROM STH 50 TO STH 67 AND BRIDGE REHABILITATION OF THE USH 12 AND STH 50 INTERCHANGE (B64-0028 & 29), AND BRIDGE REPLACEMENT OF CTH NN OVERPASS (B64-0035 & 36) IN WALWORTH COUNTY (10.40 MI)	HP	STATE OF WISCONSIN
	658	RECONSTRUCTION OF THE INTERSECTION OF USH 12 AND CTH A IN THE TOWN OF SUGAR CREEK	HP	
	659	RECONSTRUCTION OF USH 14 FROM SOUTH OF IH 43 TO STH 11 IN WALWORTH COUNTY (3.74 MI)	HP	
	661	RECONSTRUCTION OF USH 14 FROM ILLINOIS STATE LINE TO SOUTH OF CTH K IN WALWORTH COUNTY (7.72 MI)	HP	
	662	REHABILITATION OF STH 11 FROM USH 14/STH 89 TO TURTLE CREEK DR IN THE CITY OF DELAVAN IN WALWORTH COUNTY	HP	
	668	RESURFACING OF STH 50 (7TH ST AND GENEVA ST) FROM WISCONSIN ST TO WRIGHT ST IN THE CITY OF DELEVAN (0.85 MI)	HP	
	671	RESURFACING OF STH 50 FROM GENEVA ST IN THE VILLAGE OF WILLIAMS BAY TO FOREST DR IN THE CITY OF LAKE GENEVA (3.5 MI)	HP	

Source: SEWRPC.

Table B -7

**IMPLEMENTATION STATUS OF PROJECTS IN THE 2011 - 2014
TRANSPORTATION IMPROVEMENT PROGRAM FOR THE KENOSHA, RACINE, WALWORTH
TRANSPORTATION MANAGEMENT AREA -- WALWORTH COUNTY 2013-2016**

STATUS	NO	PROJECT DESCRIPTION	TYPE	PROJECT SPONSOR
UNDERWAY	675	RESURFACING OF STH 67 FROM 1000' N OF STH 50 TO COMMERCE DR IN WALWORTH COUNTY (3.93 MI)	HP	STATE OF WISCONSIN
	724	ROADWAY MAINTENANCE OF STH 11 FROM IH 43 TO STH 120 IN WALWORTH COUNTY (5.07 MI)	HP	
	805	CRACK REPAIR AND SEALING ALONG USH 12 FROM STH 50 TO STH 67 IN WALWORTH COUNTY (10.58 MI)	HP	
	679	RECONSTRUCTION WITH ADDITIONAL LANES OF STH 50 FROM NORTH SHORE DR TO STH 67 IN WALWORTH COUNTY (4.20 MI)	HI	
	683	PROVISION OF COUNTYWIDE SPECIALIZED DEMAND-RESPONSIVE TRANSPORTATION SERVICES FOR ELDERLY & DISABLED PEOPLE IN WALWORTH COUNTY (SEC 85.21)	TP	WALWORTH COUNTY
	684	ELDERLY/DISABLED TRANSPORTATION SEC 5310 VIP SERVICES - ELKHORN, 2 BUSES, 1 MINI-VAN ALL ACCESSIBLE	TP	
	711	REHABILITATION OF THE BORG RD BRIDGE OVER THE SWAN CREEK IN THE CITY OF DELAVAN (P64-0084)	OH	DELAVAN (City)
	689	OPERATING ASSISTANCE FOR THE CITY OF WHITEWATER TAXI BASED TRANSIT SYSTEM (SEC 85.20 & 5311)	TP	WHITEWATER (City) (PART)
	692	CONSTRUCTION OF THE WATERS EDGE SOUTH TRAIL FROM SOUTHERN EDGE OF WHITEWATER OVER HWY 12: PHASE II.	EE	

(This page intentionally left blank)

APPENDIX C

ASSESSMENT OF CONFORMITY OF YEAR 2035 REGIONAL TRANSPORTATION PLAN AND 2013-2016 TRANSPORTATION IMPROVEMENT PROGRAM FOR THE 1997 AND 2008 EIGHT-HOUR OZONE AND 2006 24-HOUR FINE PARTICULATE (PM_{2.5}) NATIONAL AMBIENT AIR QUALITY STANDARDS (NAAQS)

Federal regulations require a conformity determination of the regional transportation plan and improvement program for Southeastern Wisconsin with respect to the applicable State of Wisconsin air maintenance plans or interim emissions analyses. The conformity determination for the regional transportation plan and improvement program requires a finding that travel and emission forecasts for the years 2015, 2020, 2022, 2025, and 2035 under the regional transportation plan and improvement program for the six-county ozone maintenance area (Kenosha, Milwaukee, Ozaukee, Racine, Washington, and Waukesha Counties), the three county PM_{2.5} nonattainment area (Milwaukee, Racine, and Waukesha Counties), and the Wisconsin portion of the Chicago-Naperville, IL-IN-WI, ozone nonattainment area (Kenosha County east of IH 94) do not exceed the applicable emission budgets in the State maintenance plans or applicable interim emission/tests when emission budgets are not applicable.

On October 18, 2012, U.S. Department of Transportation Federal Highway and Transit Administrations, determined that the year 2035 regional transportation plan and 2013-2016 transportation improvement program are in conformity with the 1997 eight-hour NAAQS and the maintenance plan for air quality for the six-county Southeastern Wisconsin maintenance area, the 2008 eight-hour ozone NAAQS and interim emissions analyses for the Wisconsin portion of the Chicago-Naperville, IL-IN-WI marginal nonattainment area, and the 2006 24-hour PM_{2.5} NAAQS and interim emissions analyses and the proposed redesignation request and maintenance plan for the Southeastern Wisconsin three-county PM_{2.5} nonattainment area. The basis for the determination is fully documented in SEWRPC Memorandum Report No. 205 entitled: *Assessment of Conformity of the Year 2035 Regional Transportation Plan and the Year 2013-2016 Transportation Improvement Program for the 1997 and 2008 Eight-Hour Ozone and 2006 24-Hour Fine Particulate (PM_{2.5}) National Ambient Air Quality Standards.*

(This page intentionally left blank)

APPENDIX D

ASSESSMENT OF AVAILABLE FUNDING FOR THE 2013 through 2016 TRANSPORTATION IMPROVEMENT PROGRAM

The 2013 through 2016 Transportation Improvement Program (TIP) project costs are compared in Table D-1 to estimates of available Federal and State funding. The estimate of available funding is based upon authorized Federal funding levels and historic State and local funding levels. The estimate of costs utilized project sponsor estimated costs provided in constant year 2013 dollars, and adjusts those costs by an annual inflation rate of 2.8 percent to provide an estimate of year of expenditure dollars. The results of this comparison generally indicate that adequate funding is available to implement the TIP.

There are a few instances where programmed funding appears to exceed estimated available funding. With respect to Surface Transportation Program-Milwaukee Urbanized Area (STP-M) funds, Congestion Mitigation/Air Quality (CMAQ) funds, and Federal Transit Administration Section 5307 funds, programmed funding appears to exceed available funding, but this is because projects selected and programmed in a previous TIP have not yet been completed and remain programmed in this TIP, but do not require additional funding. Well-established procedures, in particular, exist to select and program CMAQ and STP-M projects consistent with estimated available funding.

With respect to Federal Highway Administration Surface Transportation Program-Other and National Highway System funding, and State highway funding, programmed funding does exceed historic Region shares of Statewide funding levels, but this may be expected during the reconstruction of the Southeastern Wisconsin freeway system, which began with the completed Marquette Interchange reconstruction project, and is continuing with the reconstruction of IH 94 between the Mitchell Interchange and the Illinois state line and the Zoo Interchange reconstruction programmed in this TIP. In addition, the State has programmed the rehabilitation of the Hoan Bridge (IH 794) between the Lake Interchange to Car ferry Drive in 2013 and the reconstruction of the Lake Interchange in 2015 to be funded entirely with State funds.

The Moving Ahead for Progress in the 21st Century Act (MAP-21), enacted in July 2012, extends the Federal-aid highway and transit program funding from the previous authorization bill (SAFETEA-LU), and its extensions, for the remainder of the year 2012 and through the years 2013 and 2014. MAP-21 maintains highway and transit funding levels for years 2013 and 2014 at year 2012 levels plus a minor adjustment for inflation. In addition, MAP-21 consolidates and restructures the current highway and transit funding programs from SAFETEA-LU. These changes in the Federal-aid highway and transit program funding were made effective October 1, 2012—during the preparation of the new TIP. However, the Federal Highway Administration (FHWA) and Federal Transit Administration (FTA) are currently transitioning the administration of the funding programs to the MAP-21 structure. In addition, SAFETEA-LU program eligibility was retained within the condensed structure of the MAP-21 funding programs and historic highway and transit funding from SAFETEA-LU are essentially maintained in MAP-21. Thus, FHWA and FTA has advised Commission staff that the 2013-2016 TIP, and the evaluation of the assessment of available funds, can reflect project programming based on the previous SAFETEA-LU funding programs and levels. Table D-2 indicates how SAFETEA-LU funding programmed in the 2013-2016 TIP relates to MAP-21 revenue programs while the transition in the administration of the funding programs is underway.

Table D-1
ASSESSMENT OF AVAILABLE FUNDING FOR THE
2013 through 2016 TRANSPORTATION IMPROVEMENT PROGRAM

Funding Source		Programmed Expenditures (\$1,000,000) ^a				Estimated Funding Available (\$1,000,000) ^b			
Agency	Program	2013	2014	2015	2016	2013	2014	2015	2016
Federal Highway Administration	Interstate Highway Maintenance	75	87	19	31	116	119	122	126
	Interstate Highway Combination/ Substitution	48	0	0	0	48	0	0	0
	National Highway System	133	137	122	139	197	203	209	215
	Bridge Replacement	1	6	5	2	27	28	28	29
	Surface Transportation Program- Milwaukee Urbanized Area	18	30	19	1	22	22	23	23
	Surface Transportation Program- Other	42	74	82	55	140	144	148	152
	Surface Transportation Program- Enhancement	4	4	0	0	10	10	10	11
	Surface Transportation Program- Safety	6	10	6	3	32	33	33	34
	Congestion Mitigation/Air Quality	39	11	3	0	12	12	12	13
	High Priority Projects Program	0	1	0	0	0	1	0	0
	Safe Routes to School	0	0	0	0	3	3	3	3
Federal Transit Administration	Section 5307—Kenosha/Racine/ West Bend Urbanized Areas	6	6	5	5	5	5	5	5
	Section 5307—Milwaukee Urbanized Area	28	25	24	25	21	22	22	23
	Section 5309—State of Good Repair	0	0	0	0	-- ^c	-- ^c	-- ^c	-- ^c
	Section 5309—Other	2	0	0	0	2 ^c	-- ^c	-- ^c	-- ^c
	Section 5310	1	<0.5	0	0	2	2	2	2
	Section 5311	<0.5	<0.5	<0.5	<0.5	13	13	14	14
	Section 5316 – Job-Access Reverse Commute (JARC)	0	0	0	0	2	2	2	2
	Section 5317 – New Freedom (NF)	0	0	0	0	2	2	2	2
State of Wisconsin	Highway	473	461	304	134	285	285	285	285
	Transit	74	86	79	83	79	89 ^d	79	79
County and Local	Kenosha	9	3	4	13	8	8	8	8
	Milwaukee	56	40	46	46	88	88	88	88
	Ozaukee	5	2	2	2	5	5	5	5
	Racine	3	4	3	7	18	18	18	18
	Walworth	0	2	0	0	9	9	9	9
	Washington	8	5	2	2	13	13	13	13
	Waukesha	17	15	16	13	31	31	31	31

^a Inflation was applied to 2014, 2015 and 2016 estimates of programmed expenditures at a rate of 2.8 percent.

^b For Federal highway funds the 2013, 2014, 2015 and 2016 estimates of available funding assume that the currently authorized funding levels would be maintained with an inflation rate of 2.8 percent applied to the years 2014, 2015, and 2016. The Federal highway funding levels, with the exception of Surface Transportation Program-Milwaukee Urbanized funds and Congestion Mitigation/Air Quality funds, are statewide funding levels and Southeastern Wisconsin has generally received 30 to 40 percent of that funding. For Federal transit funds, the 2013, 2014, 2015, and 2016 available funding estimates are based upon appropriated 2012 levels. The available funding shown, with the exception of the urbanized area Section 5307 funding levels are statewide funding levels. It may generally be expected that Southeastern Wisconsin transit systems would receive about 9 to 10 percent of FTA Section 5310, 3 to 4 percent of FTA Section 5311 funding levels, and 60 to 70 percent of statewide FTA Section 5316 and FTA Section 5317 funding levels. For State funds, the estimate of available funding is based on historic funding levels that are generally received by the Region. Local funds are based on historic funding levels within each county in Southeastern Wisconsin.

^c Additional available FTA Section 5309 funding will be shown in Table D-1 as such funding is approved for projects in Southeastern Wisconsin by the Federal Transit Administration.

^d About \$9.6 million of the available State transit funds is for the rehabilitation of the train shed and platforms at the Milwaukee Intermodal Passenger Station.

Source: SEWRPC.

Table D-2

COMPARISON OF FEDERAL AID HIGHWAY AND TRANSIT FUNDING PROGRAMS UNDER THE MOVING AHEAD FOR PROGRESS IN THE 21ST CENTURY ACT (MAP-21) AND THE SAFE, ACCOUNTABLE, FLEXIBLE, EFFICIENT TRANSPORTATION EQUITY ACT: A LEGACY FOR USERS (SAFETEA-LU)

Federal Aid Highway Programs

MAP-21	SAFETEA-LU
National Highway Performance Program (NHPP)	National Highway System (NHS), Interstate Highway Maintenance (IH-M), and Bridge (BRF - On NHS)
Surface Transportation Program (STP)	Surface Transportation Program (STP) and Bridge (BRF - Not on NHS)
Congestion Mitigation and Air Quality Improvement Program (CMAQ)	Congestion Mitigation and Air Quality Improvement Program (CMAQ)
Highway Safety Improvement Program (HSIP)	Highway Safety Improvement Program (HSIP) and High Risk Rural Roads
Railway Highway Grade Crossing	Railway Highway Grade Crossing
Transportation Alternatives (TA)	Transportation Enhancements (STP-E), Safe Routes to School (SRTS), and Recreational Trails

Federal Aid Transit Programs

MAP-21	SAFETEA-LU
Urbanized Area Formula Grants (Section 5307)	Urbanized Area Formula Grants (Section 5307) and Job Access & Reverse Commute Program (Section 5316 - Part)
Enhanced Mobility of Seniors and Individuals with Disabilities (Section 5310)	Elderly & Persons with Disabilities Program (Section 5310) and New Freedom Program (Section 5317)
Rural Area Formula Grants (Section 5311)	Nonurbanized Area Formula Program (Section 5311) and Job Access & Reverse Commute Program (Section 5316 - Part)
State of Good Repair Grants (Section 5337)	Fixed Guideway Modernization (Section 5309 - Part)
Bus and Bus Facilities Program (Section 5339)	Bus and Bus-Related Equipment and Facilities, including the State of Good Repair Bus Initiative (Section 5309 - Part)
Fixed Guideway Capital Investment Grants (Section 5309)	New Starts & Small Starts Programs (Section 5309 - Part)

(This page intentionally left blank)

APPENDIX E

Advisory Committee Memberships

ADVISORY COMMITTEE ON TRANSPORTATION SYSTEM PLANNING AND PROGRAMMING FOR THE KENOSHA URBANIZED AREA

Kenneth R. Yunker, Secretary	Executive Director, SEWRPC
Sandra K. Beaupré	Director, Bureau of Planning, Division of Transportation Investment Management, Wisconsin Department of Transportation
Shelly Billingsley	Director, Engineering Division, Public Works Department, City of Kenosha
Tom Dieckelman.....	President, Wisconsin Coach Lines, Inc.
Ron Iwen	Director, Department of Transportation, City of Kenosha
Dewayne J. Johnson.....	Director, Southeast Region, Wisconsin Department of Transportation
Jeffery B. Labahn	Director, Department of City Development, City of Kenosha
Michael M. Lemens	Director, Department of Public Works, City of Kenosha
Peter T. McMullen	Program and Planning Analyst, Bureau of Air Management, Wisconsin Department of Natural Resources
Cheryl L. Newton.....	Environmental Protection Specialist, U.S. Environmental Protection Agency, Region V
George Poirier	Wisconsin Division Administrator, Federal Highway Administration, U.S. Department of Transportation
Marisol Simon	Regional Administrator, Federal Transit Administration, U.S. Department of Transportation
Gary Sipsma	Director, Division of Highways, and Highway Commissioner, Department of Public Works, Kenosha County
Michael Spence	Village Engineer, Village of Pleasant Prairie

ADVISORY COMMITTEE ON TRANSPORTATION SYSTEM PLANNING AND
PROGRAMMING FOR THE MILWAUKEE URBANIZED AREA

Voting Members

Brian Dranzik, Chairman Director of Transit Affairs,
Department of Transportation, Milwaukee County
Chris Abele..... Milwaukee County Executive
John M. Bennett City Engineer, City of Franklin
Scott Brandmeier..... Director of Public Works and Village Engineer,
Village of Fox Point
Frank Busalacchi..... Director, Department of Transportation, Milwaukee County
Allison M. Bussler Director, Department of Public Works, Waukesha County
Marina Dimitrijevic..... County Board of Supervisors Chairwoman, Milwaukee County
Robert R. Dreblow Highway Commissioner, Ozaukee County Highway Department
Jennifer Gonda Senior Legislative Fiscal Manager, Intergovernmental Relations Division,
City of Milwaukee
Lloyd Grant, Jr. Managing Director, Milwaukee County Transit System
Thomas M. Grisa Director, Department of Public Works, City of Brookfield
Robert C. Johnson..... Director, Waukesha Metro Transit
Ghassan Korban Commissioner, Department of Public Works, City of Milwaukee
Michael G. Lewis..... City Engineer, City of West Allis
Michael J. Maierle..... Manager of Long-Range Planning,
Department of City Development,
City of Milwaukee
Michael J. Martin Director, Department of Public Works, Village of Hales Corners
Jeffrey S. Polenske City Engineer, City of Milwaukee
William Porter Director, Department of Public Works, City of Wauwatosa
Vacancy City of Milwaukee

Milwaukee Urbanized Area - continued

Nonvoting Technical Staff Members

Kenneth R. Yunker, Secretary	Executive Director, SEWRPC
Sandra K. Beaupré	Director, Bureau of Planning, Division of Transportation Investment Management, Wisconsin Department of Transportation
Tom Dieckelman.....	President, Wisconsin Coach Lines, Inc.
Dewayne J. Johnson.....	Director, Southeast Region, Wisconsin Department of Transportation
Peter T. McMullen	Program and Planning Analyst, Bureau of Air Management, Wisconsin Department of Natural Resources
George Poirier	Wisconsin Division Administrator, Federal Highway Administration, U.S. Department of Transportation
Marisol Simon.....	Regional Administrator, Federal Transit Administration, U.S. Department of Transportation

ADVISORY COMMITTEE ON TRANSPORTATION SYSTEM PLANNING AND
PROGRAMMING FOR THE RACINE URBANIZED AREA

Julie Anderson, Chair..... Director, Department of Public Works,
Racine County
Kenneth R. Yunker, SecretaryExecutive Director, SEWRPC
Sandra K. BeaupréDirector, Bureau of Planning,
Division of Transportation Investment Management,
Wisconsin Department of Transportation
William D. Bensman.....President, Village of Wind Point
Tom Dieckelman..... President, Wisconsin Coach Lines, Inc.
Michael A. Hayek Village Engineer, Village of Caledonia
Kristin Holmberg-Wright President, Village of North Bay
Mark C. Janiuk Village Administrator, Village of Sturtevant
Dewayne J. Johnson.....Director, Southeast Region,
Wisconsin Department of Transportation
Peter T. McMullenProgram and Planning Analyst,
Bureau of Air Management,
Wisconsin Department of Natural Resources
Cheryl L. Newton..... Environmental Protection Specialist,
U.S. Environmental Protection Agency, Region V
George Poirier Wisconsin Division Administrator,
Federal Highway Administration,
U.S. Department of Transportation
William Sasse..... Director of Engineering, Village of Mount Pleasant
Marisol Simon Regional Administrator,
Federal Transit Administration,
U.S. Department of Transportation
Albert Stanek.....Parking and Transit Systems Manager, City of Racine
Audrey Viau Village President, Village of Elmwood Park
Mark Yehlen..... Commissioner of Public Works and City Engineer,
City of Racine

ADVISORY COMMITTEE ON TRANSPORTATION SYSTEM PLANNING AND
PROGRAMMING FOR THE ROUND LAKE BEACH-McHENRY-GRAYSLAKE,
IL-WI URBANIZED AREA (WISCONSIN PORTION)

Kenneth R. Yunker, Secretary	Executive Director, SEWRPC
Jeff Albrecht.....	President, Village of Silver Lake
Sandra K. Beaupré	Director, Bureau of Planning, Division of Transportation Investment Management, Wisconsin Department of Transportation
David Devito	Chairman, Town of Brighton
Mike Farrell.....	President, Village of Bristol
William M. Glembocki	Chairman, Town of Wheatland
Marlene Goodson.....	President, Village of Paddock Lake
Dewayne J. Johnson.....	Director, Southeast Region, Wisconsin Department of Transportation
Peter T. McMullen	Program and Planning Analyst, Bureau of Air Management, Wisconsin Department of Natural Resources
Cheryl L. Newton.....	Environmental Protection Specialist, U.S. Environmental Protection Agency, Region V
George Poirier	Wisconsin Division Administrator, Federal Highway Administration, U.S. Department of Transportation
Marisol Simon.....	Regional Administrator, Federal Transit Administration, U.S. Department of Transportation
Gary Sipsma	Director, Division of Highways, and Highway Commissioner, Department of Public Works, Kenosha County
Howard K. Skinner	President, Village of Twin Lakes
Robert Stoll	Chairman, Town of Randall
Diann Tesar	Chairman, Town of Salem

(This page intentionally left blank)

APPENDIX F

PROJECTED 2013 THROUGH 2016 OPERATIONS AND PLANNING INFORMATION,
CAPITAL PROJECT JUSTIFICATIONS AND FINANCIAL CAPACITY ANALYSES
FOR PUBLIC TRANSIT OPERATORS IN SOUTHEASTERN WISCONSIN

PUBLIC TRANSIT OPERATOR REPORT: 2013-2016

I.	2013 Projected Operating Budget	\$	6,668,707	Total Operating Budget
				Total Federal Operating Assistance
				Total State Operating Assistance
				Total Local Operating Assistance
				Total Farebox and Other Revenue

Basic Transit System: ^a	\$	6,668,707
------------------------------------	----	-----------

	<u>Weekdays</u>	<u>Saturdays</u>	<u>Sundays</u>	<u>Holidays</u>
Number of Routes	8	5	1	0
Total Route Miles	3056.4	495.4	52	0
(both directions)				
Headway Range.....	36.3	4	0	0
(average)				
Vehicle Hours	25	7.5	7.5	0
(average)				
Vehicles in Service.....	60	60	60	60
Operating Budget	\$ 5,002,021	\$ 812,395	\$ 854,291	\$
(average)				

Specialized Service for Elderly and Handicapped:	\$	262,153	Total Operating Budget
--	----	---------	------------------------

The City of Kenosha partners with the Kenosha County Division of Aging and Disability Services to provide paratransit service to individuals unable to use the fixed-route system due to a disabling condition. The City and County contract with the Kenosha Achievement Center to handle the operations of paratransit service. Riders must complete an application signed by their physician and submit it to Kenosha Area Transit to be reviewed. The transportation coordinator either approves or denies the applicant based on eligibility determinations. Hours of service are reflective of fixed-route service and run Monday-Friday 5:55am to 7:35pm, Saturday 9:00am-4:00pm, and Sunday in accordance with seasonal streetcar hours. The level of service is door-to-door, meaning drivers assist riders out of and into the first door of their residences and destinations. Fares are \$3 one-way and \$2 one-way on Sundays within the streetcar paratransit boundaries. Riders may pay with cash or purchase a 10-ride punch card. Medicaid riders can have their medical trips paid for by Medicaid. Average daily ridership is increasing at 82 riders per day Monday-Friday, only 5-10 trips on Saturdays, and currently no trips on Sundays.

No new or restructured services are planned for 2013.

Table F-1 (continued)

V. 2013 Projected Planning for New or Restructured Transit Services:

Planning for expansion of the electric streetcar line will begin in 2012 and will likely continue into 2013. Approximately \$10 million in CMAQ money will be available to expand the streetcar beyond the downtown circulator line. Planning efforts will be undertaken to determine the most effective and efficient route for the expansion.

^aExcludes school-day bus service and streetcar operations.

Table F-2**PUBLIC TRANSIT OPERATOR CAPITAL PROJECT JUSTIFICATION: FY 2013-2016**Transit System Name: Kenosha Area Transit System

TIP Project Number	Fiscal Year (FY)	Description	Justification
402	2013	Payment of existing expenses for garage construction (\$500,000)	\$500,000 remains to be paid on construction of new bus garage
403	2013 2014 2015 2016	Purchase of 20 replacement buses for the City of Kenosha transit system (5 buses per year) (\$2,738,300, \$2,875,200, \$3,019,000, \$3,170,000)	Replacement of aging rolling stock
404	2013	Replacement and upgrade of the radio system to narrow banding at the City of Kenosha transit facility (\$9,000)	Radio system is reaching end of useful life and upgrade is necessary to improve communication with drivers
406	2013 2014	Expansion of electric streetcar service in the City of Kenosha (\$4,630,500, \$4,862,000)	Growing ridership and increased development in downtown Kenosha have led to a demand for streetcar expansion
407	2013	Expansion of electric streetcar service in the City of Kenosha – downtown line expansion preliminary engineering (\$10,257,800)	Growing ridership and increased development in downtown Kenosha have led to a demand for streetcar expansion

Table F-3

FINANCIAL CAPACITY ANALYSIS BACKGROUND DATA FOR THE KENOSHA AERA TRANSIT SYSTEM: 2008-2017

Data Element	Actual/Estimated					Projected				
	2008	2009	2010	2011	2012	2013	2014	2015	2016	2017
Operating Expenses ^a	\$ 8,269,903	\$ 7,292,981	\$ 6,708,227	\$ 6,845,863	\$ 6,474,473	\$ 6,668,707	\$ 6,868,768	\$ 7,074,831	\$ 7,287,076	\$ 7,505,689
Operating Revenues										
o Passenger Revenue	\$ 1,126,140	\$ 1,175,400	\$ 1,203,864	\$ 1,281,490	\$ 1,389,075	\$ 1,430,747	\$ 1,473,670	\$ 1,517,880	\$ 1,563,416	\$ 1,610,319
o Other Revenue	123,589	84,160	96,405	82,950	31,500	32,445	33,418	34,421	35,454	36,517
Total	\$ 1,249,729	\$ 1,259,560	\$ 1,300,269	\$ 1,364,440	\$ 1,420,575	\$ 1,463,192	\$ 1,507,088	\$ 1,552,301	\$ 1,598,870	\$ 1,646,836
Operating Assistance	--	--	--	--	--	--	--	--	--	--
Sources of Operating Assistance Funds										
o Federal Funds										
1) FTA Section 5307	\$ 2,062,644	\$ 2,414,096	\$ 2,314,318	\$ 2,239,723	\$ 2,306,915	\$ 2,376,122	\$ 2,447,406	\$ 2,520,828	\$ 2,596,453	\$ 2,674,346
2) FTA Section 3037	--	--	--	--	--	--	--	--	--	--
3) CMAQ	--	--	--	--	--	--	--	--	--	--
4) Other	--	--	--	--	--	--	--	--	--	--
Subtotal	\$ 2,062,644	\$ 2,414,096	\$ 2,314,318	\$ 2,239,723	\$ 2,306,915	\$ 2,376,122	\$ 2,447,406	\$ 2,520,828	\$ 2,596,453	\$ 2,674,346
o State Funds										
1) WisDOT Section 85.20	\$ 1,888,083	\$ 1,848,726	\$ 1,662,213	\$ 1,933,074	\$ 1,270,531	\$ 1,308,647	\$ 1,347,906	\$ 1,388,344	\$ 1,429,994	\$ 1,472,894
2) WisDOT Section 85.24	--	--	--	--	--	--	--	--	--	--
3) Other	--	--	--	--	--	--	--	--	--	--
Subtotal	\$ 1,888,083	\$ 1,848,726	\$ 1,662,213	\$ 1,933,074	\$ 1,270,531	\$ 1,308,647	\$ 1,347,906	\$ 1,388,344	\$ 1,429,994	\$ 1,472,894
o Local Funds										
1) Property Taxes	\$ 1,842,078	\$ 1,819,118	\$ 1,426,584	\$ 1,673,992	\$ 1,519,344	\$ 1,564,924	\$ 1,611,872	\$ 1,660,228	\$ 1,710,035	\$ 1,761,336
2) Funds from Other Communities	7,800	7,400	7,392	--	--	--	--	--	--	--
3) Other	7,500	7,150	7,500	2,000	3,900	3,900	3,900	3,900	3,900	3,900
Subtotal	\$ 1,857,378	\$ 1,833,668	\$ 1,441,476	\$ 1,675,992	\$ 1,523,244	\$ 1,568,824	\$ 1,615,772	\$ 1,664,128	\$ 1,713,935	\$ 1,765,236
Total	\$ 5,808,105	\$ 6,096,490	\$ 5,418,007	\$ 5,848,789	\$ 5,100,690	\$ 5,253,593	\$ 5,411,084	\$ 5,573,300	\$ 5,740,382	\$ 5,912,476
Depreciation	\$ 1,227,369	\$ 1,381,955	\$ 1,589,801	\$ 1,423,414	\$ 1,466,116	\$ 1,539,422	\$ 1,616,393	\$ 1,697,213	\$ 1,782,073	\$ 1,871,177
Capital Project Expenditures										
o Bus Fleet Rehabilitation, Replacement, and Expansion	--	--	--	--	--	--	--	--	--	--
o Bus Facility Renovation, Replacement, and Expansion	--	--	--	--	--	--	--	--	--	--
o Fixed Guideway Fleet Rehabilitation and Expansion	--	--	--	--	--	\$ 2,015,600	\$ 2,116,400	--	--	--
o Fixed Guideway Facility Construction	--	--	--	--	--	\$ 6,030,500	\$ 486,200	--	--	--
o Other	--	--	\$ 526,500	--	--	\$ 509,000	--	\$ 184,600	\$ 1,768,900	\$ 2,321,700
Total	--	\$ 6,235,625	\$ 2,467,500	\$ 2,000,000	\$ 2,100,000	\$ 10,755,100	\$ 8,902,600	\$ 184,600	\$ 1,768,900	\$ 2,321,700
Sources of Capital Assistance Funds										
o Federal Funds										
1) FTA Section 5307	--	--	--	--	--	--	--	--	--	--
2) FTA Section 5309	--	4,988,500	--	--	--	5,224,400	3,889,600	1,684,600	1,768,900	1,857,360
3) FTA Section 3037	--	--	--	--	--	1,555,400	--	--	--	--
4) CMAQ	--	--	--	1,600,000	1,680,000	1,760,000	5,463,300	--	--	--
5) Other	--	10,000	2,467,500	--	--	--	--	--	--	--
Subtotal	\$ 21,280	\$ 4,998,500	\$ 2,467,500	\$ 1,600,000	\$ 1,680,000	\$ 8,539,800	\$ 9,352,900	\$ 9,633,487	\$ 9,922,492	\$ 10,220,166
o State Funds	--	--	--	--	--	--	--	--	--	--
o Local Funds										
1) Property Taxes	--	\$ 1,247,125	--	--	\$ 420,000	\$ 2,206,300	\$ 4,276,600	\$ 421,200	\$ 442,200	\$ 464,340
2) Bonding	--	--	--	--	--	--	--	--	--	--
3) Other	--	--	--	--	--	--	--	--	--	--
Subtotal	--	\$ 1,247,125	--	\$ 400,000	\$ 420,000	\$ 2,206,300	\$ 4,276,600	\$ 421,200	\$ 442,200	\$ 464,340
Total	\$ 21,280	\$ 6,245,625	\$ 2,467,500	\$ 2,000,000	\$ 2,100,000	\$ 10,746,100	\$ 13,629,500	\$ 10,054,687	\$ 10,364,692	\$ 10,684,506

Table F-3 (continued)

Data Element	Actual/Estimated					Projected				
	2008	2009	2010	2011	2012	2013	2014	2015	2016	2017
Total Operating Assistance and Capital Project Funds										
o Federal	\$ 2,083,924	\$ 7,412,596	\$ 4,781,818	\$ 3,839,723	\$ 3,986,915	\$ 10,915,922	\$ 11,800,306	\$ 12,154,315	\$ 12,518,944	\$ 12,894,513
o State	1,888,083	1,848,726	1,662,213	2,333,074	1,270,531	1,308,647	1,347,906	1,388,344	1,429,994	1,472,894
o Local	1,857,378	3,080,793	1,441,476	2,075,992	1,943,244	3,775,124	5,892,372	2,085,328	2,156,135	2,229,576
Total	\$ 5,829,385	\$ 12,342,115	\$ 7,885,507	\$ 8,248,789	\$ 7,200,690	\$ 15,999,693	\$ 19,040,584	\$ 15,627,987	\$ 16,105,073	\$ 16,596,983
Non-Financial Operating Data										
o Revenue Passengers	1,790,813	1,692,000	1,654,300	1,689,000	1,894,212	1,951,038	2,009,570	2,069,857	2,131,952	2,195,911
o Unlinked Passenger Trips	1,613,982	1,408,462	1,401,013	1,417,701	1,722,312	1,773,981	1,827,201	1,882,017	1,938,477	1,996,632
o Passenger Miles	1,020,287	1,029,463	1,032,194	983,256	885,996	912,576	939,953	968,152	997,196	1,027,112
o Revenue Vehicle Miles	1,058,806	1,060,000	1,047,500	1,059,000	962,100	990,963	1,020,692	1,051,313	1,082,852	1,115,338
o Revenue Vehicle Hours	73,172	73,200	72,100	73,200	66,500	68,495	70,550	72,666	74,846	77,092
o Buses Operated in Peak Service	48	48	48	48	46	46	46	46	46	46
o Buses in Active Fleet	56	56	56	56	56	56	56	56	56	56
o Total Employees	59	59	59	57	52	52	52	54	54	56

^a Excluding depreciation.

Source: Kenosha Area Transit System and SEWRPC.

Table F-4

CHANGE IN BASIC FINANCIAL CAPACITY ANALYSIS INDICATORS FOR THE KENOSHA AREA TRANSIT SYSTEM: 2008-2017

Data Element	Actual/Estimated					Projected				
	2008	2009	2010	2011	2012	2013	2014	2015	2016	2017
Operating Expenses ^a										
o Change in Total Operating Expenses										
1) Absolute Amount	-\$73,400	-\$976,922	-\$584,754	\$137,636	-\$371,390	\$194,234	\$200,061	\$206,063	\$212,245	\$218,612
2) Percentage Change	-1.3	-11.8	-8.0	2.1	-5.4	3.0	3.0	3.0	3.0	3.0
o Total Cost per Revenue Vehicle Mile										
1) Absolute Amount	\$7.81	\$6.88	\$6.40	\$6.46	\$6.73	\$6.73	\$6.73	\$6.73	\$6.73	\$6.73
2) Percentage Change	10.5	-11.9	-6.9	0.9	4.1	--	--	--	--	--
o Cost per Revenue Vehicle Hour										
1) Absolute Amount	\$69.60	\$99.63	\$93.04	\$93.52	\$97.36	\$97.36	\$97.36	\$97.36	\$97.36	\$97.36
2) Percentage Change	0.5	43.1	-6.6	0.5	4.1	--	--	--	--	--
o Cost per Revenue Passenger										
1) Absolute Amount	\$3.73	\$4.31	\$4.06	\$4.05	\$3.42	\$3.42	\$3.42	\$3.42	\$3.42	\$3.42
2) Percentage Change	-0.6	15.6	-5.9	--	-15.7	--	--	--	--	--
o Cost per Passenger Mile										
1) Absolute Amount	\$0.92	\$7.08	\$6.50	\$6.96	\$7.31	\$7.31	\$7.31	\$7.31	\$7.31	\$7.31
2) Percentage Change	-1.0	670.0	-8.3	7.1	5.0	--	--	--	--	--
Operating Revenues										
o Percentage Change in										
1) Passenger Revenue	6.6	4.4	2.4	6.4	8.4	3.0	3.0	3.0	3.0	3.0
2) Total Revenue	2.2	0.8	3.2	4.9	4.1	3.0	3.0	3.0	3.0	3.0
o Average Revenue per Revenue Passenger										
1) Absolute Amount	\$0.63	\$0.74	\$0.79	\$0.81	\$0.75	\$0.75	\$0.75	\$0.75	\$0.75	\$0.75
2) Percentage Change	2.9	18.2	5.6	2.8	-7.2	--	--	--	--	--
o Percent of Operating Expenses Recovered from Operating Revenues										
1) Absolute Amount	16.9	17.3	19.4	19.9	21.9	21.9	21.9	21.9	21.9	21.9
2) Percentage Change	3.6	2.2	12.2	2.8	10.1	--	--	--	--	--
Operating Assistance Funds										
o Change in Total Operating Assistance										
1) Absolute Amount	-\$94,000	--	--	--	--	--	--	--	--	--
2) Percentage Change	-2.0	--	--	--	--	--	--	--	--	--
o Operating Assistance per Revenue Passenger										
1) Absolute Amount	\$3.10	--	--	--	--	--	--	--	--	--
2) Percentage Change	-1.3	-100.0	--	--	--	--	--	--	--	--
o Operating Assistance per Passenger Mile										
1) Absolute Amount	\$0.77	--	--	--	--	--	--	--	--	--
2) Percentage Change	-1.6	-100.0	--	--	--	--	--	--	--	--
o Percentage Change in										
1) Federal Operating Assistance Funds	-7.2	17.0	-4.1	-3.2	3.0	3.0	3.0	3.0	3.0	3.0
2) State Operating Assistance Funds	5.5	-2.1	-10.1	16.3	-34.3	3.0	3.0	3.0	3.0	3.0
3) Local Operating Assistance Funds	-3.9	-1.3	-21.4	16.3	-9.1	3.0	3.0	3.0	3.0	3.0
Capital Expenditures and Assistance Funds										
o Change in Total Capital Expenditures										
1) Absolute Amount	\$2,204,400	\$6,224,345	-\$3,778,125	-\$467,500	\$100,000	\$8,646,100	\$2,883,400	-\$3,574,813	\$310,005	\$319,815
2) Percentage Change	745.7	29,249.7	-60.5	-18.9	5.0	411.7	26.8	-26.2	3.1	3.1
o Percentage Change in										
1) Federal Capital Assistance Funds	636.4	23,389.2	-50.6	-35.2	5.0	408.3	9.5	3.0	3.0	3.0
2) State Capital Assistance Funds	--	--	--	--	--	--	--	--	--	--
3) Local Capital Assistance Funds	1,983.3	--	-100.0	--	5.0	425.3	93.8	-90.2	5.0	5.0

Table F-4 (continued)

Data Element	Actual/Estimated					Projected				
	2008	2009	2010	2011	2012	2013	2014	2015	2016	2017
Total Operating and Capital Assistance Funds										
o Change in Total Assistance										
1) Absolute Amount	2,110,400	6,512,730	-4,456,608	363,282	-1,048,099	8,799,004	3,040,891	-3,412,597	477,087	491,909
2) Percentage Change	41.9	111.7	-36.1	4.6	-12.7	122.2	19.0	-17.9	3.1	3.1
o Percentage Change in										
1) Federal Assistance	75.0	255.7	-35.5	-19.7	3.8	173.8	8.1	3.0	3.0	3.0
2) State Assistance	5.5	-2.1	-10.1	40.4	-45.5	3.0	3.0	3.0	3.0	3.0
3) Local Assistance	33.4	65.9	-53.2	44.0	-6.4	94.3	56.1	-64.6	3.4	3.4
Non-Financial Operating Data										
o Change in Revenue Passengers										
1) Absolute Amount	-10,500	-98,813	-37,700	34,700	205,212	56,826	58,531	60,287	62,096	63,959
2) Percentage Change	-0.7	-5.5	-2.2	2.1	12.1	3.0	3.0	3.0	3.0	3.0
o Change in Revenue Vehicle Miles										
1) Absolute Amount	-126,900	1,194	-12,500	11,500	-96,900	28,863	29,729	30,621	31,539	32,486
2) Percentage Change	-10.7	0.1	-1.2	1.1	-9.2	3.0	3.0	3.0	3.0	3.0
o Change in Revenue Vehicle Hours										
1) Absolute Amount	-1,500	28	-1,100	1,100	-6,700	1,995	2,055	2,116	2,180	2,245
2) Percentage Change	-1.8	--	-1.5	1.5	-9.2	3.0	3.0	3.0	3.0	3.0
o Change in Buses in Active Fleet										
Source: Kenosha Area Transit System and SEWRPC	--	--	--	--	--	--	--	--	--	--
2) Percentage Change	--	--	--	--	--	--	--	--	--	--
o Change in Total Employees										
1) Absolute Amount	1	0	--	-2	-5	--	--	2	--	2
2) Percentage Change	1.3	0.7	--	-3.4	-8.8	--	--	3.8	--	3.7

^a Excluding depreciation.

Source: Kenosha Area Transit System and SEWRPC.

Table F-5

PUBLIC TRANSIT OPERATOR REPORT: 2013-2016

Transit System Name: Western Kenosha County Transit

I.	2013 Projected Operating Budget	\$	632,178	Total Operating Budget
			0	Total Federal Operating Assistance
			440,248	Total State Operating Assistance
			171,025	Total Local Operating Assistance
			20,905	Total Farebox and Other Revenue

II. 2013 Projected Operation Characteristics:

Basic Transit System: ^a	\$	632,178		
	<u>Weekdays</u>	<u>Saturdays</u>	<u>Sundays</u>	<u>Holidays</u>
Number of Routes	3	0	0	0
Total Route Miles	793	0	0	0
(both directions)				
Headway Range	60 min.	0	0	0
(average)				
Vehicle Hours	12.8	0	0	0
(average)				
Vehicles in Service	5	0	0	0
Operating Budget	\$ 632,178	\$ 0	\$ 0	\$ 0
(average)				

III. 2013 Projected Operating Characteristics:

Specialized Service for
Elderly and Handicapped: \$ 86,565 Total Operating Budget

Door-to-door service is available with 24-hour advance reservation for riders who cannot access a stop and need more specialized service. Hours of operation are 5:45am to 7:15pm Monday through Friday. Fares are \$3 and at this time only cash is accepted. The average daily ridership for 2011 was 2.1.

IV. 2013 Projected Implementation of New or Restructured Transit Services

No new services or restructuring are projected for 2013.

V. 2013 Projected Planning for New or Restructured Transit Services:

Planning for adding/removing stops is projected to take place in 2013. Funding receipts will determine the level of service provided and an analysis of stops will take place using ridership statistics, demographics of the area, demand anticipated at new stops, and responses from rider surveys issued in summer of 2012.

^aExcludes school-day bus service and streetcar operations.

Table F-6

PUBLIC TRANSIT OPERATOR CAPITAL PROJECT JUSTIFICATION: FY 2013-2016

Transit System Name: Western Kenosha County Transit

TIP Project Number	Fiscal Year (FY)	Description	Justification
398	2013 2015	Purchase one bus biannually in 2013 and 2015 to replace aging fleet (\$52,700, \$54,300)	Western Kenosha County Transit buses are beginning to reach their peak usefulness and will need to be replaced in order to prevent bus breakdowns and repairs

Table F-7

FINANCIAL CAPACITY ANALYSIS BACKGROUND DATA FOR WESTERN KENOSHA COUNTY TRANSIT: 2008-2017

Data Element	Actual/Estimated					Projected				
	2008	2009	2010	2011	2012	2013	2014	2015	2016	2017
Operating Expenses ^a	--	--	--	--	--	--	--	--	--	--
Operating Revenues										
o Passenger Revenue	\$9,161	\$10,775	\$12,992	\$15,190	\$16,943	\$17,451	\$17,975	\$18,514	\$19,069	\$19,642
o Prior Year Revenue	--	--	--	--	--	--	--	--	--	--
o Other Revenue	--	--	--	--	--	--	--	--	--	--
Subtotal	\$9,161	\$10,775	\$12,992	\$15,190	\$16,943	\$17,451	\$17,975	\$18,514	\$19,069	\$19,642
Operating Assistance	--	--	--	--	--	--	--	--	--	--
Sources of Operating Assistance										
o Federal Funds										
1) FTA Section 5307	--	--	--	--	--	--	--	--	--	--
2) FTA Section 3037	--	--	--	--	--	--	--	--	--	--
3) CMAQ	--	--	--	--	--	--	--	--	--	--
4) Other	--	--	--	--	--	--	--	--	--	--
Subtotal	--	--	--	--	--	--	--	--	--	--
o State Funds										
1) WisDOT Section 85.20 (Operating Assistance)	--	--	--	--	--	--	--	--	--	--
2) WisDOT Section 85.24 (TDM)	--	--	--	--	--	--	--	--	--	--
3) Other	\$468,932	\$531,085	\$554,101	\$491,931	\$553,215	\$569,811	\$586,905	\$604,513	\$622,648	\$641,328
Subtotal	\$468,932	\$531,085	\$554,101	\$491,931	\$553,215	\$569,811	\$586,905	\$604,513	\$622,648	\$641,328
o Local Funds										
1) Property Taxes	\$21,693	\$21,857	\$37,756	\$28,716	\$37,390	\$38,512	\$39,667	\$40,857	\$42,083	\$43,345
2) Funds from Other Communities	--	--	--	--	--	--	--	--	--	--
3) Other	\$10,000	--	--	--	--	--	--	--	--	--
Subtotal	\$31,693	\$21,857	\$37,756	\$28,716	\$37,390	\$38,512	\$39,667	\$40,857	\$42,083	\$43,345
Total	\$500,625	\$552,942	\$591,857	\$520,647	\$590,605	\$608,323	\$626,572	\$645,370	\$664,731	\$684,673
Depreciation	--	--	--	--	--	--	--	--	--	--
Capital Project Expenditures										
o Bus Fleet Rehabilitation, Replacement, and Expansion	--	--	--	\$92,100	--	\$52,678	--	\$54,259	--	\$55,886
o Bus Facility Renovation, Replacement, and Expansion	--	--	--	--	--	--	--	--	--	--
o Fixed Guideway Fleet Rehabilitation and Expansion	--	--	--	--	--	--	--	--	--	--
o Fixed Guideway Facility Construction	--	--	--	--	--	--	--	--	--	--
o Other	--	--	--	--	--	--	--	--	--	--
Total	--	--	--	\$92,100	--	\$52,678	--	\$54,259	--	\$55,886
Sources of Capital Project Funding										
o Federal Funds										
1) FTA Section 5307	--	--	--	--	--	--	--	--	--	--
2) FTA Section 5309	--	--	--	--	--	--	--	--	--	--
3) FTA Section 3037	--	--	--	--	--	--	--	--	--	--
4) CMAQ	--	--	--	--	--	--	--	--	--	--
5) Other	--	\$248,900	--	--	--	--	--	--	--	--
Subtotal	--	\$248,900	--	--	--	--	--	--	--	--
o State Funds	--	--	--	--	--	\$42,142	--	\$43,407	--	\$44,709
o Local Funds										
1) Property Taxes	--	--	--	--	--	\$10,536	--	\$10,852	--	\$11,177
2) Bonding	--	--	--	--	--	--	--	--	--	--
3) Other	--	--	--	--	--	--	--	--	--	--
Subtotal	--	--	--	--	--	\$10,536	--	\$10,852	--	\$11,177
Total	--	\$248,900	--	--	--	\$52,678	--	\$54,259	--	\$55,886

Table F-7 (continued)

Data Element	Actual/Estimated					Projected				
	2008	2009	2010	2011	2012	2013	2014	2015	2016	2017
Total Operating Assistance and Capital Project Funds										
o Federal	--	\$248,900	--	--	--	--	--	--	--	--
o State	\$468,932	\$531,085	\$554,101	\$491,931	\$553,215	\$611,953	\$586,905	\$647,920	\$622,648	\$686,037
o Local	\$31,693	\$21,857	\$37,756	\$28,716	\$37,390	\$91,190	\$39,667	\$95,116	\$42,083	\$99,231
Total	\$500,625	\$801,842	\$591,857	\$520,647	\$590,605	\$703,143	\$626,572	\$743,036	\$664,731	\$785,268
Non-Financial Operating Data										
o Revenue Passengers	6,338	10,093	14,379	15,391	17,616	18,144	18,689	19,249	19,827	20,422
o Unlinked Passenger Trips	5,839	9,423	13,947	14,794	16,911	17,419	17,941	18,479	19,034	19,605
o Passenger Miles	190,366	227,388	285,482	238,069	245,211	252,567	260,144	267,949	275,987	284,267
o Revenue Vehicle Miles	190,366	227,388	285,482	238,069	245,211	252,567	260,144	267,949	275,987	284,267
o Revenue Vehicle Hours	9,776	11,232	14,434	12,039	12,400	12,772	13,155	13,550	13,957	14,375
o Buses Operated in Peak Service	3	3	3	3	3	3	3	3	3	3
o Buses in Active Fleet	5	5	5	5	5	5	5	5	5	5
o Total Employees	7	12	12	10	10	10	12	12	13	13

^a Excluding depreciation.

Source: Kenosha County and SEWRPC.

Table F-8

CHANGE IN BASIC FINANCIAL CAPACITY ANALYSIS INDICATORS FOR WESTERN KENOSHA COUNTY TRANSIT: 2008-2017

[illegible]

Table F-8 (continued)

Data Element	Actual/Estimated					Projected				
	2008	2009	2010	2011	2012	2013	2014	2015	2016	2017
Total Operating and Capital Assistance Funds										
o Change in Total Assistance										
1) Absolute Amount	--	301,217	-209,985	-71,209	69,958	112,538	-76,571	116,464	-78,305	120,537
2) Percentage Change	--	60.2	-26.2	-12.0	13.4	19.1	-10.9	18.6	-10.5	18.1
o Percentage Change in										
1) Federal Assistance	--	--	-100.0	--	--	--	--	--	--	--
2) State Assistance	--	13.3	4.3	-11.2	12.5	10.6	-4.1	10.4	-3.9	10.2
3) Local Assistance	--	-31.0	72.7	-23.9	30.2	143.9	-56.5	139.8	-55.8	135.8
Non-Financial Operating Data										
o Change in Revenue Passengers										
1) Absolute Amount	--	3,755	4,286	1,012	2,225	528	544	561	577	595
2) Percentage Change	--	59.2	42.5	7.0	14.5	3.0	3.0	3.0	3.0	3.0
o Change in Revenue Vehicle Miles										
1) Absolute Amount	--	37,022	58,094	-47,413	7,142	7,356	7,577	7,804	8,038	8,280
2) Percentage Change	--	19.4	25.5	-16.6	3.0	3.0	3.0	3.0	3.0	3.0
o Change in Revenue Vehicle Hours										
1) Absolute Amount	--	1,456	3,202	-2,395	361	372	383	395	407	419
2) Percentage Change	--	14.9	28.5	-16.6	3.0	3.0	3.0	3.0	3.0	3.0
o Change in Buses in Active Fleet										
1) Absolute Amount	--	--	--	--	--	--	--	--	--	--
2) Percentage Change	--	--	--	--	--	--	--	--	--	--
o Change in Total Employees										
1) Absolute Amount	--	--	--	--	--	--	--	--	--	--
2) Percentage Change	--	--	--	--	--	--	--	--	--	--

^a Excluding depreciation.

Source: Kenosha County and SEWRPC.

Table F-9

PUBLIC TRANSIT OPERATOR REPORT: 2013-2016Transit System Name: Milwaukee County Transit System

I.	2013 Projected Operating Budget	\$	164,025,000	Total Operating Budget	
			29,300,000	Total Federal Operating Assistance	
			65,600,000	Total State Operating Assistance	
			19,125,000	Total Local Operating Assistance	
			50,000,000	Total Farebox and Other Revenue	

II.	2013 Projected Operation Characteristics:				
	Basic Transit System:	\$	136,500,000		
		<u>Weekdays</u>	<u>Saturdays</u>	<u>Sundays</u>	<u>Holidays</u>
	Number of Routes	56	33	32	32
	Total Route Miles				
	(both directions)	52,091	31,841	28,367	28,367
	Headway Range.....				
	(average)	20-23 min.	26-30 min.	26-33 min.	26-33 min.
	Vehicle Hours				
	(average)	4196	2504	2160	2160
	Vehicles in Service	326	151	135	135
	Operating Budget	\$ 432,100	\$ 257,900	\$ 222,400	\$ 222,400
	(average)				

III. 2013 Projected Operating Characteristics:

Specialized Service for
Elderly and Handicapped: \$ 19,000,000 Total Operating Budget

The Transit Plus Program subsidizes the cost of personal transportation for individuals designated as disabled under the Americans with Disabilities Act. The program is designed to approximate mass transit for individuals who are unable to utilize the fixed-route service of MCTS. Private van and taxi companies are contracted to provide all paratransit service.

No constraints are placed on the nature of trip or number of trips taken. Service hours approximate the hours of fixed-route service. With few exceptions, the service area is Milwaukee County. All trips must originate and terminate within the service area. Milwaukee County subsidizes each one-way trip. The individual taking the trip is required to make an initial co-pay, currently \$4.00. Per ADA, the client co-pay may not exceed twice the standard adult bus fare (currently \$2.25). In 2013, it is estimated that 680,000 trips will be taken at a total program cost of approximately \$19 million.

IV. 2013 Projected Implementation of New or Restructured Transit Services

There are no new or significantly restructured transit services planned for 2013.

V. 2013 Projected Planning for New or Restructured Transit Services:

During 2013, planning work related to an ongoing transit service review/planning process will be performed. The emphasis of this activity is on measuring the productivity and ridership changes of existing route segments

Table F-10**PUBLIC TRANSIT OPERATOR CAPITAL PROJECT JUSTIFICATION: FY 2013-2016**Transit System Name: Milwaukee County Transit System

TIP Project Number	Fiscal Year (FY)	Description	Justification
95	2013 2014 2015 2016	Capitalized cost of contracting for paratransit operations (\$2,312,500, \$2,312,500, \$2,312,500, \$2,312,500)	Eligible operating expenses for Milwaukee County's paratransit program
96	2013 2014 2015 2016	Capitalization of vehicle maintenance costs (\$20,125,000, \$20,125,000, \$20,125,000, \$20,125,000)	FTA allows vehicle maintenance costs to be considered an eligible capital project
97	2013	Real Time Information Software (\$300,000)	The software allows data from the vehicle location system used by MCTS dispatchers to be made available to the public via computers and smart phones
98	2013	Replace Underground Storage Tanks at MCTS Fleet Maintenance (\$275,000)	Upgrades are needed due to age of system and new code requirements
99	2013	Replace Roof Flashing at Fleet Maintenance Building (\$120,000)	There are roof leaks as a result of the current flashing in disrepair
100	2013	Replace Parking Lot at Fiebrantz Garage (\$100,000)	Lot is in poor condition and is in need of replacement
106	2013 2014 2015 2016	Support, service and maintenance equipment (\$270,000, \$600,000, \$600,000, \$600,000)	See Attachment A
107	2013 2014 2015 2016	Tire leasing services for MCTS (\$490,000, \$500,000, \$520,000, \$540,000)	Annual cost of tire leasing services – proven to be more cost effective than purchasing tires
109	2013	Replace Bus Vacuum System at Fiebrantz Garage (\$250,000)	Current system is 30 years old and has reached the end of its useful life
110	2013	Replace Bus Wash System at Fiebrantz Garage (\$415,000)	Current system is 30 years old and has reached the end of its useful life
112	2013	Facade Repairs at Fond du Lac Garage (\$260,000)	Work is needed to prevent damage to the facility
113	2013	Replace Fire Alarm System at Fond du Lac Garage Complex (\$235,000)	A facility assessment report has determined that this system is in critical need of repair
114	2013	Replace Bus Wash System at Fond du Lac Garage (\$1,000,000)	Current system is 30 years old and has reached the end of its useful life

Table F-10 (continued)

117	2013	Replace Bus Wash System at Kinnickinnic Garage (\$750,000)	Current system is over 30 years old and has reached the end of its useful life
118	2013	Replace HVAC System at Kinnickinnic Garage (\$500,000)	Current system is over 30 years old and has reached the end of its useful life
119	2013	Replace Bus Vacuum System at Kinnickinnic Garage (\$750,000)	Current system is over 30 years old and has reached the end of its useful life

Attachment A

Milwaukee County Transit System Support, Service and Maintenance Equipment

Heavy Duty Parts Washer (5) – (\$55,000)

The current heavy duty parts washers are in need of constant repair. Replacement parts are considered obsolete and no longer available. The parts washers will replace the parts washers currently used by the Unit Repair and Mechanical Repair departments. The parts washer is used on a daily basis and is considered an essential piece of equipment.

Salter/Snowplow Truck – (\$95,000)

The current vehicles, purchased in 1984, have extensive rust and have reached the end of their useful life. Replacement parts are difficult to find due to model age.

Floor Sweeper/Scrubber (2) – (\$120,000)

The current floor sweeper/scrubbers are eleven years old and have reached the end of the useful life. The sweeper/scrubbers are in need of constant repair, and it is expected that the rate of repair requirements will increase. The sweeper/scrubbers have required numerous repairs over the last couple of years by both MCTS staff and outside contractors. The dump hoppers have extensive corrosion and should be replaced.

Table F-11

FINANCIAL CAPACITY ANALYSIS BACKGROUND DATA FOR THE MILWAUKEE COUNTY TRANSIT SYSTEM: 2008-2017

Data Element	Actual/Estimated					Projected				
	2008	2009	2010	2011	2012	2013	2014	2015	2016	2017
Operating Expenses ^a	\$140,922,393	\$141,753,102	\$135,947,079	\$138,344,577	\$140,785,630	\$142,762,325	\$142,762,325	\$142,762,325	\$142,762,325	\$142,762,325
Operating Revenues										
o Passenger Revenue	\$45,257,369	\$41,202,815	\$41,133,204	\$41,963,709	\$41,370,128	\$41,625,000	\$41,625,000	\$41,625,000	\$41,625,000	\$41,625,000
o School District Revenue										
o Other Revenue	\$3,049,540	\$3,028,954	\$5,140,755	\$4,124,229	\$3,440,000	\$3,400,000	\$3,400,000	\$3,400,000	\$3,400,000	\$3,400,000
Subtotal	\$48,306,909	\$44,231,769	\$46,273,959	\$46,087,938	\$44,810,128	\$45,025,000	\$45,025,000	\$45,025,000	\$45,025,000	\$45,025,000
Public Funding Requirement	\$92,615,484	\$97,521,333	\$89,673,120	\$92,256,639	\$95,975,502	\$97,737,325	\$97,737,325	\$97,737,325	\$97,737,325	\$97,737,325
Sources of Operating Funding										
o Federal Funds										
1) FTA Section 5307	\$19,360,292	\$19,538,508	\$17,395,928	\$16,544,517	\$25,174,435	\$27,445,800	\$27,445,800	\$27,445,800	\$27,445,800	\$27,445,800
2) FTA Section 3037										
3) CMAQ	\$865,049	\$614,287	\$0	\$0	\$0	\$0	\$0	\$0	\$0	\$0
4) Other	--	--	--	--	--	--	--	--	--	--
Subtotal	\$20,225,341	\$20,152,795	\$17,395,928	\$16,544,517	\$25,174,435	\$27,445,800	\$27,445,800	\$27,445,800	\$27,445,800	\$27,445,800
o State Funds										
1) WisDOT Section 85.20 (Operating Assistance)	\$55,407,478	\$56,252,200	\$56,484,000	\$58,837,600	\$53,063,900	\$53,926,200	\$53,926,200	\$53,926,200	\$53,926,200	\$53,926,200
2) WisDOT Section 85.24 (TDM)										
3) Other	\$1,251,567	\$1,102,069	\$1,800,489	\$1,103,193	\$2,325,000	\$875,000	\$875,000	\$875,000	\$875,000	\$875,000
Subtotal	\$56,659,045	\$57,354,269	\$58,284,489	\$59,940,793	\$55,388,900	\$54,801,200	\$54,801,200	\$54,801,200	\$54,801,200	\$54,801,200
o Local Funds										
1) Property Taxes	\$15,442,859	\$19,878,607	\$15,782,882	\$18,339,186	\$17,063,667	\$17,777,201	\$17,777,201	\$17,777,201	\$17,777,201	\$17,777,201
2) Funds from Other Communities	\$37,500	\$37,500	\$37,500	\$37,500	\$37,500	\$37,500	\$37,500	\$37,500	\$37,500	\$37,500
3) Other	\$250,742	\$98,162	\$386,457	\$79,598	\$100,000	\$100,000	\$100,000	\$100,000	\$100,000	\$100,000
Subtotal	\$15,731,101	\$20,014,269	\$16,206,839	\$18,456,284	\$17,201,167	\$17,914,701	\$17,914,701	\$17,914,701	\$17,914,701	\$17,914,701
Total	\$92,615,487	\$97,521,333	\$91,887,256	\$94,941,594	\$97,764,502	\$100,161,701	\$100,161,701	\$100,161,701	\$100,161,701	\$100,161,701
Depreciation	\$3,508,039	\$2,150,946	\$2,214,136	\$2,684,590	\$1,789,000	\$2,424,376	\$2,424,376	\$2,424,376	\$2,424,376	\$2,424,376
Capital Project Expenditures										
o Bus Fleet Rehabilitation, Replacement, and Expansion	--	--	\$33,000,000	\$12,801,600	\$20,000,000	\$20,000,000	\$10,000,000	--	--	--
o Bus Facility Renovation, Replacement, and Expansion	\$900,000	\$1,270,000	\$1,825,000	\$1,060,000	--	\$1,000,000	\$1,000,000	\$1,000,000	\$1,000,000	\$1,000,000
o Fixed Guideway Fleet Rehabilitation and Expansion	--	--	--	--	--	--	--	--	--	--
o Fixed Guideway Facility Construction	--	--	--	--	--	--	--	--	--	--
o Other	--	\$1,060,000	--	--	--	--	--	--	--	--
Total	\$900,000	\$2,330,000	\$34,825,000	\$13,861,600	\$20,000,000	\$21,000,000	\$11,000,000	\$1,000,000	\$1,000,000	\$1,000,000
Sources of Capital Project Funding										
o Federal Funds										
1) FTA Section 5307	\$720,000	\$1,864,000	\$1,460,000	\$848,000	--	\$800,000	\$800,000	\$800,000	\$800,000	\$800,000
2) FTA Section 5309	--	--	--	--	--	--	\$8,300,000	--	--	--
3) FTA Section 3037	--	--	--	--	--	--	--	--	--	--
4) CMAQ	--	--	--	--	--	--	--	--	--	--
5) Other	--	--	\$30,000,000	\$10,241,280	\$17,000,000	\$17,000,000	--	--	--	--
Subtotal	\$720,000	\$1,864,000	\$31,460,000	\$11,089,280	\$17,000,000	\$17,800,000	\$9,100,000	\$800,000	\$800,000	\$800,000
o State Funds	--	--	--	--	--	--	--	--	--	--
o Local Funds										
1) Property Taxes	--	--	--	--	--	--	--	--	--	--
2) Bonding	\$180,000	\$466,000	\$3,365,000	\$2,772,320	\$3,000,000	\$3,200,000	\$1,900,000	\$200,000	\$200,000	\$200,000
3) Other	--	--	--	--	--	--	--	--	--	--
Subtotal	\$180,000	\$466,000	\$3,365,000	\$2,772,320	\$3,000,000	\$3,200,000	\$1,900,000	\$200,000	\$200,000	\$200,000
Total	\$900,000	\$2,330,000	\$34,825,000	\$13,861,600	\$20,000,000	\$21,000,000	\$11,000,000	\$1,000,000	\$1,000,000	\$1,000,000

Table F-11 (continued)

Data Element	Actual/Estimated					Projected				
	2008	2009	2010	2011	2012	2013	2014	2015	2016	2017
Total Operating Funding and Capital Project Funds										
o Federal	\$20,945,341	\$22,016,795	\$48,855,928	\$27,633,797	\$42,174,435	\$45,245,800	\$36,545,800	\$28,245,800	\$28,245,800	\$28,245,800
o State	\$56,659,045	\$57,354,269	\$58,284,489	\$59,940,793	\$55,388,900	\$54,801,200	\$54,801,200	\$54,801,200	\$54,801,200	\$54,801,200
o Local	\$15,911,101	\$20,480,269	\$19,571,839	\$21,228,604	\$20,201,167	\$21,114,701	\$19,814,701	\$18,114,701	\$18,114,701	\$18,114,701
Total	\$93,515,487	\$99,851,333	\$126,712,256	\$108,803,194	\$117,764,502	\$121,161,701	\$111,161,701	\$101,161,701	\$101,161,701	\$101,161,701
Non-Financial Operating Data										
o Revenue Passengers	43,165,472	39,405,363	37,534,911	38,075,651	37,216,700	37,500,000	37,500,000	37,500,000	37,500,000	37,500,000
o Unlinked Passenger Trips	50,689,603	46,767,776	44,011,757	42,190,927	40,938,370	41,250,000	41,250,000	41,250,000	41,250,000	41,250,000
o Passenger Miles	152,508,644	140,160,585	132,206,061	129,194,301	125,271,412	126,225,000	126,225,000	126,225,000	126,225,000	126,225,000
o Revenue Vehicle Miles	18,098,521	17,958,867	17,480,728	17,107,116	17,239,145	17,257,347	17,257,347	17,257,347	17,257,347	17,257,347
o Revenue Vehicle Hours	1,345,685	1,346,998	1,318,050	1,298,644	1,299,862	1,309,315	1,309,315	1,309,315	1,309,315	1,309,315
o Buses Operated in Peak Service	392	394	345	341	324	333	333	333	333	333
o Buses in Active Fleet	483	483	422	416	415	415	415	415	415	415
o Total Employees	1,122	1,144	1,072	1,054	1,043	1,043	1,043	1,043	1,043	1,043

^a Excluding depreciation.

Source: Milwaukee County Department of Public Works and SEWRPC.

Table F-12

CHANGE IN BASIC FINANCIAL CAPACITY ANALYSIS INDICATORS FOR THE MILWAUKEE COUNTY TRANSIT SYSTEM: 2008-2017

Data Element	Actual/Estimated					Projected				
	2008	2009	2010	2011	2012	2013	2014	2015	2016	2017
Operating Expenses ^a										
o Change in Total Operating Expenses										
1) Absolute Amount	\$4,497,320	\$830,709	-\$5,806,023	\$2,397,498	\$2,441,053	\$1,976,695	--	--	--	--
2) Percentage Change	3.3	0.6	-4.1	1.8	1.8	1.4	--	--	--	--
o Total Cost per Revenue Vehicle Mile										
1) Absolute Amount	\$7.79	\$7.89	\$7.78	\$8.09	\$8.17	\$8.27	\$8.27	\$8.27	\$8.27	\$8.27
2) Percentage Change	5.6	1.3	-1.5	4.0	1.0	1.3	--	--	--	--
o Cost per Revenue Vehicle Hour										
1) Absolute Amount	\$104.72	\$105.24	\$103.14	\$106.53	\$108.31	\$109.04	\$109.04	\$109.04	\$109.04	\$109.04
2) Percentage Change	5.7	0.5	-2.0	3.3	1.7	0.7	--	--	--	--
o Cost per Revenue Passenger										
1) Absolute Amount	\$3.26	\$3.60	\$3.62	\$3.63	\$3.78	\$3.81	\$3.81	\$3.81	\$3.81	\$3.81
2) Percentage Change	1.8	10.3	0.7	0.3	4.1	0.6	--	--	--	--
o Cost per Passenger Mile										
1) Absolute Amount	\$0.92	\$1.01	\$1.03	\$1.07	\$1.12	\$1.13	\$1.13	\$1.13	\$1.13	\$1.13
2) Percentage Change	-12.5	9.9	1.7	4.1	5.0	0.6	--	--	--	--
Operating Revenues										
o Percentage Change in										
1) Passenger Revenue	6.3	-9.0	-0.2	2.0	-1.4	0.6	--	--	--	--
2) Total Revenue	4.9	-8.4	4.6	-0.4	-2.8	0.5	--	--	--	--
o Average Revenue per Revenue Passenger										
1) Absolute Amount	\$1.12	\$1.12	\$1.23	\$1.21	\$1.20	\$1.20	\$1.20	\$1.20	\$1.20	\$1.20
2) Percentage Change	3.4	0.2	9.8	-1.8	-0.5	-0.3	--	--	--	--
o Percent of Operating Expenses Recovered from Operating Revenues										
1) Absolute Amount	34.3	31.2	34.0	33.3	31.8	31.5	31.5	31.5	31.5	31.5
2) Percentage Change	1.6	-9.0	9.1	-2.1	-4.5	-0.9	--	--	--	--
Operating Assistance Funds										
o Change in Total Operating Assistance										
1) Absolute Amount	\$2,224,440	\$4,905,849	-\$7,848,213	\$2,583,519	\$3,718,863	\$1,761,823	--	--	--	--
2) Percentage Change	2.5	5.3	-8.0	2.9	4.0	1.8	--	--	--	--
o Operating Assistance per Revenue Passenger										
1) Absolute Amount	\$2.15	\$2.47	\$2.39	\$2.42	\$2.58	\$2.61	\$2.61	\$2.61	\$2.61	\$2.61
2) Percentage Change	1.0	15.1	-3.5	1.4	6.4	1.1	--	--	--	--
o Operating Assistance per Passenger Mile										
1) Absolute Amount	\$0.61	\$0.70	\$0.68	\$0.71	\$0.77	\$0.77	\$0.77	\$0.77	\$0.77	\$0.77
2) Percentage Change	-13.2	14.1	-2.5	5.3	7.3	1.1	--	--	--	--
o Percentage Change in										
1) Federal Operating Assistance Funds	5.1	-0.4	-13.7	-4.9	52.2	9.0	--	--	--	--
2) State Operating Assistance Funds	9.3	1.2	1.6	2.8	-7.6	-1.1	--	--	--	--
3) Local Operating Assistance Funds	-18.5	27.2	-19.0	13.9	-6.8	4.1	--	--	--	--
Capital Expenditures and Assistance Funds										
o Change in Total Capital Expenditures										
1) Absolute Amount	-\$615,000	\$1,430,000	\$32,495,000	-\$20,963,400	\$6,138,400	\$1,000,000	-\$10,000,000	-\$10,000,000	--	--
2) Percentage Change	-40.6	158.9	1,394.6	-60.2	44.3	5.0	-47.6	--	--	--
o Percentage Change in										
1) Federal Capital Assistance Funds	-40.6	158.9	1,587.8	-64.8	53.3	4.7	-48.9	--	--	--
2) State Capital Assistance Funds	--	--	--	--	--	--	--	--	--	--
3) Local Capital Assistance Funds	-40.6	158.9	622.1	-17.6	8.2	6.7	-40.6	--	--	--

Table F-12 (continued)

Data Element	Actual/Estimated					Projected				
	2008	2009	2010	2011	2012	2013	2014	2015	2016	2017
Total Operating and Capital Assistance Funds										
o Change in Total Assistance										
1) Absolute Amount	1,609,443	6,335,846	26,860,923	-17,909,062	8,961,308	3,397,199	-10,000,000	-10,000,000	--	--
2) Percentage Change	1.8	6.8	26.9	-14.1	8.2	2.9	-8.3	-9.0	--	--
o Percentage Change in										
1) Federal Assistance	2.4	5.1	121.9	-43.4	52.6	7.3	-19.2	-22.7	--	--
2) State Assistance	9.3	1.2	1.6	2.8	-7.6	-1.1	--	--	--	--
3) Local Assistance	-18.9	28.7	-4.4	8.5	-4.8	4.5	-6.2	-8.6	--	--
Non-Financial Operating Data										
o Change in Revenue Passengers										
1) Absolute Amount	633,781	-3,760,109	-1,870,452	540,740	-858,951	283,300	--	--	--	--
2) Percentage Change	1.5	-8.7	-4.7	1.4	-2.3	0.8	--	--	--	--
o Change in Revenue Vehicle Miles										
1) Absolute Amount	-395,992	-139,654	-478,139	-373,612	132,029	18,202	--	--	--	--
2) Percentage Change	-2.1	-0.8	-2.7	-2.1	0.8	0.1	--	--	--	--
o Change in Revenue Vehicle Hours										
1) Absolute Amount	-31,077	1,313	-28,948	-19,406	1,218	9,453	--	--	--	--
2) Percentage Change	-2.3	0.1	-2.1	-1.5	0.1	0.7	--	--	--	--
o Change in Buses in Active Fleet										
1) Absolute Amount	--	--	-61	-6	-1	--	--	--	--	--
2) Percentage Change	--	--	-12.6	-1.4	-0.2	--	--	--	--	--
o Change in Total Employees										
1) Absolute Amount	-17	22	-72	-18	-11	--	--	--	--	--
2) Percentage Change	-1.5	2.0	-6.3	-1.7	-1.0	--	--	--	--	--

^a Excluding depreciation.

Source: Milwaukee County Department of Public Works and SEWRPC.

Table F-13

PUBLIC TRANSIT OPERATOR REPORT: 2013-2016

Transit System Name: Ozaukee County Transit System

I.	2013 Projected Operating Budget	\$	2,982,593	Total Operating Budget
				Total Federal Assistance
				Total State Assistance
				Total Local Assistance
				Total Farebox and Other Revenue

II. 2013 Projected Operation Characteristics:

Basic Transit System: Bus \$ 1,282,515

	<u>Weekdays</u>	<u>Saturdays</u>	<u>Sundays</u>	<u>Holidays</u>
Number of Routes	21			
Total Route Miles	41			
(both directions)				
Headway Range.....	N/A			
(average)				
Vehicle Hours	35			
(average)				
Vehicles in Service	5			
Operating Budget	\$ 5,009	\$	\$	\$
(average)				

III. 2013 Projected Operation Characteristics:

Basic Transit System: Taxi \$ 1,700,078

	<u>Weekdays</u>	<u>Saturdays</u>	<u>Sundays</u>	<u>Holidays</u>
Vehicle Miles	3,805	993	256	
(average)				
Vehicle Hours	194	54	17	
(average)				
Vehicles in Service				
Operating Budget	\$ 5,019	\$ 6,211	\$ 2,059	\$
(average)				

-continued-

Table F-13 (continued)

IV. 2013 Projected Operating Characteristics:

Specialized Service for
Elderly and Handicapped: \$ 1,700,078 Total Operating Budget

Our Shared-Ride Taxi that is open to the public is also our Specialized Service for Elderly and Handicapped. Average daily ridership is 200 per day.

Hours of Operation:

Monday — Friday 6:00 AM — 9:00 PM

Saturday 8:30 AM — 6:00 PM

Sunday 8:00 AM — 12 Noon

Taxi Fares:

Fares are based upon a one-way trip. Prepaid punch cards available upon request.

	1 Zone:	2 Zones:	3 Zones:	4 Zones:
Adult:	\$3.00	\$4.00	\$5.50	\$7.00
Students:	\$3.00	\$4.00	\$5.00	\$6.00
Seniors/Disabled:	\$2.50	\$3.50	\$4.25	\$5.50

One child age 5 and under rides FREE when accompanied by an adult.
Any additional children ride at the student rate.

V. 2013 Projected Implementation of New or Restructured Transit Services:

No new or restructured Transit Services are planned in 2013.

VI. 2013 Projected Planning for New or Restructured Transit Services:

No new or restructured Transit Services are planned in 2013.

Table F-14**PUBLIC TRANSIT OPERATOR CAPITAL PROJECT JUSTIFICATION: FY 2013-2016**Transit System Name: Ozaukee County Transit System

TIP Project Number	Fiscal Year (FY)	Description	Justification
236	2013 2014 2015 2016	Provision of Countywide Specialized Demand-Responsive Transportation Services for Elderly & Disabled People and out of county transportation for the elderly and disabled (Sec. 85.21) (\$234,975, \$237,325, \$239,698, \$242,095)	Project helps fund our Shared-Ride Taxi Service that provides 70% of its 79,000 plus rides each year to elderly & disabled.
237	2013 2014 2015 2016	Operating Assistance for Ozaukee County Express Bus and Shared-Ride Taxi (85.20) (\$2,982,600, \$3,042,200, \$3,104,000, \$3,165,100)	OCTS operates its Express Bus as a commuter service between Ozaukee County and downtown Milwaukee. Shared-Ride Taxi Service operates in all of Ozaukee County and provides rides to the general public.
238	2013 2014 2015 2016	Capital Cost of Maintenance for the Ozaukee County Express Bus and Shared-Ride Taxi (\$285,000, \$287,500, \$290,729, \$293,636)	Maintenance costs for Ozaukee County Bus Operations and Shared Ride Taxi Program.
239	2013 2014 2015 2016	Purchase of replacement vehicles for the Ozaukee County Shared-Ride Taxi Program (\$260,000, \$260,000, \$260,000, \$260,000)	Cycling in of new taxis each year to our inventory.
240	2013	Electronic Farebox for our five Express buses for the Ozaukee County Express (\$90,000)	OCTS will install electronic fareboxes in all five of our commuter buses. Farebox will accept cash, magnetic swipe cards, and/or RFID chip cards. Electronic farebox will county ever passenger boarding without any manual counts from operators.
241	2013	Automated Vehicle Annunciators for Ozaukee Express Buses (\$20,000)	The AVA's will include audio and visual location-based announcements inside the vehicle that consist of the next bus stop, the connecting route, the cross street, major landmarks, and an occasional customer service announcement. It will also make audio announcements outside the vehicle at the bus stop that describes the route. It will be ADA compliant.

Table F-15

FINANCIAL CAPACITY ANALYSIS BACKGROUND DATA FOR THE OZAUKEE COUNTY TRANSIT SYSTEM: 2008-2017

Data Element	Actual/Estimated					Projected				
	2008	2009	2010	2011	2012	2013	2014	2015	2016	2017
Operating Expenses ^a	\$2,704,574	\$2,502,115	\$2,567,079	\$2,663,895	\$2,924,111	\$2,982,593	\$3,042,245	\$3,103,090	\$3,165,152	\$3,228,455
Operating Revenues										
o Passenger Revenue	\$473,611	\$438,818	\$471,032	\$509,070	\$544,200	\$549,642	\$555,138	\$560,690	\$566,297	\$571,960
o Prior Year Revenue										
o Other Revenue	--	--	--	--	--	--	--	--	--	--
Subtotal	\$473,611	\$438,818	\$471,032	\$509,070	\$544,200	\$549,642	\$555,138	\$560,690	\$566,297	\$571,960
Operating Assistance	\$2,230,963	\$2,063,297	\$2,096,047	\$2,154,825	\$2,379,911	\$2,432,951	\$2,487,107	\$2,542,400	\$2,598,855	\$2,656,495
Sources of Operating Assistance										
o Federal Funds										
1) FTA Section 5307	\$158,860	\$197,860	\$203,751	\$221,020	\$238,960	\$228,000	\$230,280	\$232,583	\$234,909	\$237,258
2) FTA Section 3037										
3) CMAQ	\$86,468	\$54,141	\$32,848	\$33,934	\$40,000	\$40,000	\$40,000	\$40,000	\$40,000	\$40,000
4) Other	--	--	--	--	--	--	--	--	--	--
Subtotal	\$245,328	\$252,001	\$236,599	\$254,954	\$278,960	\$268,000	\$270,280	\$272,583	\$274,909	\$277,258
o State Funds										
1) WisDOT Section 85.20 (Operating Assistance)	\$1,106,845	\$934,517	\$974,405	\$1,007,095	\$1,100,906	\$1,111,915	\$1,123,034	\$1,134,265	\$1,145,607	\$1,157,063
2) WisDOT Section 85.24 (TDM)										
3) Other	\$171,570	\$168,773	\$172,461	\$185,763	\$186,119	\$187,690	\$189,567	\$191,463	\$193,377	\$195,311
Subtotal	\$1,278,415	\$1,103,290	\$1,146,866	\$1,192,858	\$1,287,025	\$1,299,605	\$1,312,601	\$1,325,727	\$1,338,984	\$1,352,374
o Local Funds										
1) Property Taxes	\$546,232	\$675,163	\$667,734	\$664,136	\$773,795	\$865,346	\$904,226	\$944,090	\$984,962	\$1,026,863
2) Funds from Other Communities	--	--	--	--	--	--	--	--	--	--
3) Other	\$160,988	\$32,843	--	--	--	--	--	--	--	--
Subtotal	\$707,220	\$708,006	\$667,734	\$664,136	\$773,795	\$865,346	\$904,226	\$944,090	\$984,962	\$1,026,863
Total	\$2,230,963	\$2,063,297	\$2,051,199	\$2,111,948	\$2,339,780	\$2,432,951	\$2,487,107	\$2,542,400	\$2,598,855	\$2,656,495
Depreciation	--	--	--	--	--	--	--	--	--	--
Capital Project Expenditures										
o Bus Fleet Rehabilitation, Replacement, and Expansion	\$104,215	\$241,458	\$202,045	\$148,692	\$40,000	\$260,000	\$260,000	\$260,000	\$260,000	\$260,000
o Bus Facility Renovation, Replacement, and Expansion	--	--	\$3,371	\$741,886	\$1,723,673	--	--	--	--	--
o Fixed Guideway Fleet Rehabilitation and Expansion	--	--	--	--	--	--	--	--	--	--
o Fixed Guideway Facility Construction	--	--	--	--	--	--	--	--	--	--
o Other	--	\$18,700	\$170,938	--	--	--	--	--	--	--
Total	\$104,215	\$260,158	\$376,354	\$890,578	\$1,763,673	\$260,000	\$260,000	\$260,000	\$260,000	\$260,000
Sources of Capital Project Funding										
o Federal Funds										
1) FTA Section 5307	\$66,698	\$231,492	\$375,848	\$595,426	\$1,418,938	\$218,400	\$208,000	\$208,000	\$208,000	\$208,000
2) FTA Section 5309	--	--	--	--	--	--	--	--	--	--
3) FTA Section 3037	--	--	--	--	--	--	--	--	--	--
4) CMAQ	--	--	--	--	--	--	--	--	--	--
5) Other	--	--	--	--	--	--	--	--	--	--
Subtotal	\$66,698	\$231,492	\$375,848	\$595,426	\$1,418,938	\$218,400	\$208,000	\$208,000	\$208,000	\$208,000
o State Funds	--	--	--	--	--	--	--	--	--	--
o Local Funds										
1) Property Taxes	\$37,517	\$28,666	\$506	\$295,152	\$344,735	\$41,600	\$52,000	\$52,000	\$52,000	\$52,000
2) Bonding	--	--	--	--	--	--	--	--	--	--
3) Other	--	--	--	--	--	--	--	--	--	--
Subtotal	\$37,517	\$28,666	\$506	\$295,152	\$344,735	\$41,600	\$52,000	\$52,000	\$52,000	\$52,000
Total	\$104,215	\$260,158	\$376,354	\$890,578	\$1,763,673	\$260,000	\$260,000	\$260,000	\$260,000	\$260,000

Table F-15 (continued)

Data Element	Actual/Estimated					Projected				
	2008	2009	2010	2011	2012	2013	2014	2015	2016	2017
Total Operating Assistance and Capital Project Funds										
o Federal	\$312,026	\$483,493	\$612,447	\$850,380	\$1,697,898	\$486,400	\$478,280	\$480,583	\$482,909	\$485,258
o State	\$1,278,415	\$1,103,290	\$1,146,866	\$1,192,858	\$1,287,025	\$1,299,605	\$1,312,601	\$1,325,727	\$1,338,984	\$1,352,374
o Local	\$744,737	\$736,672	\$668,240	\$959,288	\$1,118,530	\$906,946	\$956,226	\$996,090	\$1,036,962	\$1,078,863
Total	\$2,335,178	\$2,323,455	\$2,427,553	\$3,002,526	\$4,103,453	\$2,692,951	\$2,747,107	\$2,802,400	\$2,858,855	\$2,916,495
Non-Financial Operating Data - Bus & Taxi Service										
o Revenue Passengers	197,557	182,369	188,181	193,745	208,579	212,751	217,006	221,346	225,773	230,288
o Unlinked Passenger Trips	197,557	182,369	188,181	193,745	208,579	212,751	217,006	221,346	225,773	230,288
o Passenger Miles	3,365,495	2,985,486	3,066,283	2,940,786	3,095,072	3,156,973	3,220,113	3,284,515	3,350,205	3,417,210
o Revenue Vehicle Miles	942,381	927,105	967,833	990,047	1,087,676	1,109,430	1,131,618	1,154,250	1,177,335	1,200,882
o Revenue Vehicle Hours	46,521	50,183	51,280	52,563	56,843	57,980	59,139	60,322	61,529	62,759
o Buses Operated in Peak Service	5	5	5	5	5	5	5	5	5	5
o Buses in Active Fleet	5	5	5	5	5	5	5	5	5	5
o Total Employees	2	2	1	1	1	1	1	1	1	1

^a Excluding depreciation.

Source: Ozaukee County Transit Services and SEWRPC.

Table F-16

CHANGE IN BASIC FINANCIAL CAPACITY ANALYSIS INDICATORS FOR THE OZAUKEE COUNTY TRANSIT SYSTEM: 2008-2017

Data Element	Actual/Estimated					Projected				
	2008	2009	2010	2011	2012	2013	2014	2015	2016	2017
Operating Expenses ^a										
o Change in Total Operating Expenses										
1) Absolute Amount	\$330,965	-\$202,459	\$64,964	\$96,816	\$260,216	\$58,482	\$59,652	\$60,845	\$62,062	\$63,303
2) Percentage Change	13.9	-7.5	2.6	3.8	9.8	2.0	2.0	2.0	2.0	2.0
o Total Cost per Revenue Vehicle Mile										
1) Absolute Amount	\$2.60	\$2.70	\$2.65	\$2.69	\$2.69	\$2.69	\$2.69	\$2.69	\$2.69	\$2.69
2) Percentage Change	8.4	3.8	-1.7	1.4	-0.1	--	--	--	--	--
o Cost per Revenue Vehicle Hour										
1) Absolute Amount	\$51.61	\$49.86	\$50.06	\$50.68	\$51.44	\$51.44	\$51.44	\$51.44	\$51.44	\$51.44
2) Percentage Change	7.6	-3.4	0.4	1.2	1.5	--	--	--	--	--
o Cost per Revenue Passenger										
1) Absolute Amount	\$13.40	\$13.72	\$13.64	\$13.75	\$14.02	\$14.02	\$14.02	\$14.02	\$14.02	\$14.02
2) Percentage Change	5.5	2.4	-0.6	0.8	2.0	--	--	--	--	--
o Cost per Passenger Mile										
1) Absolute Amount	\$0.80	\$0.84	\$0.84	\$0.91	\$0.94	\$0.94	\$0.94	\$0.94	\$0.94	\$0.94
2) Percentage Change	3.1	4.8	-0.1	8.2	4.3	--	--	--	--	--
Operating Revenues										
o Percentage Change in										
1) Passenger Revenue	11.1	-7.3	7.3	8.1	6.9	1.0	1.0	1.0	1.0	1.0
2) Total Revenue	11.1	-7.3	7.3	8.1	6.9	1.0	1.0	1.0	1.0	1.0
o Average Revenue per Revenue Passenger										
1) Absolute Amount	\$2.35	\$2.41	\$2.50	\$2.63	\$2.61	\$2.58	\$2.56	\$2.53	\$2.51	\$2.48
2) Percentage Change	2.9	2.4	4.0	5.0	-0.7	-1.0	-1.0	-1.0	-1.0	-1.0
o Percent of Operating Expenses Recovered from Operating Revenues										
1) Absolute Amount	17.5	17.5	18.3	19.1	18.6	18.4	18.2	18.1	17.9	17.7
2) Percentage Change	-2.5	0.2	4.6	4.1	-2.6	-1.0	-1.0	-1.0	-1.0	-1.0
Operating Assistance Funds										
o Change in Total Operating Assistance										
1) Absolute Amount	\$283,467	-\$167,666	\$32,750	\$58,778	\$225,086	\$53,040	\$54,155	\$55,294	\$56,455	\$57,640
2) Percentage Change	14.6	-7.5	1.6	2.8	10.4	2.2	2.2	2.2	2.2	2.2
o Operating Assistance per Revenue Passenger										
1) Absolute Amount	\$11.05	\$11.31	\$11.14	\$11.12	\$11.41	\$11.44	\$11.46	\$11.49	\$11.51	\$11.54
2) Percentage Change	6.1	2.4	-1.6	-0.1	2.6	0.2	0.2	0.2	0.2	0.2
o Operating Assistance per Passenger Mile										
1) Absolute Amount	\$0.66	\$0.69	\$0.68	\$0.73	\$0.77	\$0.77	\$0.77	\$0.77	\$0.78	\$0.78
2) Percentage Change	3.6	4.7	-1.1	7.2	4.9	0.2	0.2	0.2	0.2	0.2
o Percentage Change in										
1) Federal Operating Assistance Funds	-31.9	2.7	-6.1	7.8	9.4	-3.9	0.9	0.9	0.9	0.9
2) State Operating Assistance Funds	9.1	-13.7	3.9	4.0	7.9	1.0	1.0	1.0	1.0	1.0
3) Local Operating Assistance Funds	70.2	0.1	-5.7	-0.5	16.5	11.8	4.5	4.4	4.3	4.3
Capital Expenditures and Assistance Funds										
o Change in Total Capital Expenditures										
1) Absolute Amount	-\$104,267	\$155,943	\$116,196	\$514,224	\$873,095	-\$1,503,673	--	--	--	--
2) Percentage Change	-50.0	149.6	44.7	136.6	98.0	-85.3	--	--	--	--
o Percentage Change in										
1) Federal Capital Assistance Funds	-60.4	247.1	62.4	58.4	138.3	-84.6	-4.8	--	--	--
2) State Capital Assistance Funds	--	--	--	--	--	--	--	--	--	--
3) Local Capital Assistance Funds	-6.1	-23.6	-98.2	58,230.4	16.8	-87.9	25.0	--	--	--

Table F-16 (continued)

Data Element	Actual/Estimated					Projected				
	2008	2009	2010	2011	2012	2013	2014	2015	2016	2017
Total Operating and Capital Assistance Funds										
o Change in Total Assistance										
1) Absolute Amount	197,200	-11,723	104,098	574,973	1,100,927	-1,410,502	54,155	55,294	56,455	57,640
2) Percentage Change	8.3	-0.5	4.5	23.7	36.7	-34.4	2.0	2.0	2.0	2.0
o Percentage Change in										
1) Federal Assistance	-41.0	55.0	26.7	38.8	99.7	-71.4	-1.7	0.5	0.5	0.5
2) State Assistance	9.1	-13.7	3.9	4.0	7.9	1.0	1.0	1.0	1.0	1.0
3) Local Assistance	63.5	-1.1	-9.3	43.6	16.6	-18.9	5.4	4.2	4.1	4.0
Non-Financial Operating Data										
o Change in Revenue Passengers										
1) Absolute Amount	14,900	-15,188	5,812	5,564	14,834	4,172	4,255	4,340	4,427	4,515
2) Percentage Change	8.0	-7.7	3.2	3.0	7.7	2.0	2.0	2.0	2.0	2.0
o Change in Revenue Vehicle Miles										
1) Absolute Amount	50,900	-15,276	40,728	22,214	97,629	21,754	22,189	22,632	23,085	23,547
2) Percentage Change	5.1	-1.6	4.4	2.3	9.9	2.0	2.0	2.0	2.0	2.0
o Change in Revenue Vehicle Hours										
1) Absolute Amount	2,900	3,662	1,097	1,283	4,280	1,137	1,160	1,183	1,206	1,231
2) Percentage Change	5.9	7.9	2.2	2.5	8.1	2.0	2.0	2.0	2.0	2.0
o Change in Buses in Active Fleet										
1) Absolute Amount	5	--	--	--	--	--	--	--	--	--
2) Percentage Change	20.0	--	--	--	--	--	--	--	--	--
o Change in Total Employees										
1) Absolute Amount	--	--	-1	--	--	--	--	--	--	--
2) Percentage Change	--	--	-50.0	--	--	--	--	--	--	--

^a Excluding depreciation.

Source: Ozaukee County Transit Services and SEWRPC.

Table F-17

PUBLIC TRANSIT OPERATOR REPORT: 2013-2016

Transit System Name: Belle Urban System – City of Racine

I.	2013 Projected Operating Budget	\$	8,713,300	Total Operating Budget
	<i>Includes paratransit and commuter bus</i>		2,538,263	Total Federal Operating Assistance
			2,184,630	Total State Operating Assistance
			2,056,059	Total Local Operating Assistance
			1,934,048	Total Farebox and Other Revenue

II. 2013 Projected Operation Characteristics: Belle Urban System

Basic Transit System:	\$	6,851,700		
	<u>Weekdays</u>	<u>Saturdays</u>	<u>Sundays</u>	<u>Holidays</u>
Number of Routes	9	7	5	0
Total Route Miles	927,759	98,592	46,868	
(both directions)				
Headway Range.....	45 min.	60 min.	60 min.	
(average)				
Vehicle Hours	70,013	9,062	3,963	
(average)				
Vehicles in Service	31	14	10	
Operating Budget	\$ 5,755,428	\$ 753,687	\$ 342,585	\$
(average)				

III. 2013 Projected Operating Characteristics:

Specialized Service for Elderly and Handicapped:	\$	761,300	Total Operating Budget
---	----	---------	------------------------

Paratransit provided per ADA requirements internally by Belle Urban with comparable service levels and hours. Fares are \$3.00. Average (weekday) daily ridership is 140.

IV. 2013 Projected Implementation of New or Restructured Transit Services

In 2013, we hope to restructure routes and schedules to eliminate pro-longed layovers during night and weekend service periods.

V. 2013 Projected Planning for New or Restructured Transit Services:

A five-year Transit Development Plan (TDP) is expected to be distributed in late 2012 or 2013. In addition, any route or scheduled changes are monitored after 6 months and 12 months to evaluate effectiveness and potentially revise

Table F-18**PUBLIC TRANSIT OPERATOR CAPITAL PROJECT JUSTIFICATION: FY 2013-2016**Transit System Name: Belle Urban System – City of Racine

TIP Project Number	Fiscal Year (FY)	Description	Justification
441	2013	Construction of satellite transfer center at the Racine Regency Mall (\$90,000)	Developing a specified area in the mall parking lot with 3 or 4 shelters, improved lighting and signage. This will improve access to the Mall as well as reduce congestion and reduces miles necessary required for mall transportation.
442	2014	Purchase 10 CNG Paratransit Vehicles to replace 7 existing gasoline vehicles (\$1,000,000)	We anticipate increased demand for our paratransit service going forward. In addition, replacing the gasoline vehicles with the CNG vehicles is a more cost effective solution. In addition, the CNG vehicles tend to last longer and require less maintenance than our current gasoline vehicles.
443	2013	Purchase replacement portable steam cleaner for maintenance use (\$20,000)	Replaces 2002 model that has met its useful life.
444	2015	Replacement of Bus Fueling System Pumps and Meters at the City of Racine Transit Garage (\$150,000)	The pumps and meters are aging. They need to be upgraded to meet current standards and ensure safety and efficiency.
445	2013	Replacement of maintenance and service garage equipment for the City of Racine Transit System (\$150,000)	Replace roof ventilators, replace wheel hoists, and brake lathe all have exceeded useful lives by over 5 years.
446	2013	Replace Cameras on Buses and Upgrade software for the City of Racine Transit System (\$110,000)	Cameras on older Gilligs and the associated software needs to be upgraded to ensure security for drivers and riders. Software and cameras will be upgraded to have higher resolution so that incidents can be appropriately analyzed.
447	2015	Replace Supervisory Van for the City of Racine Transit System (\$45,000)	The original van was purchased in 1993 and has far exceeded its useful life. The van allows the supervisors to effectively monitor the operations of the transit system.
448	2016	Replace Asphalt Paving for the City of Racine Transit System (\$400,000)	Asphalt was patched in 2010, however, due to the bus traffic at our main facility the asphalt is cracking, heaving, and may become dangerous.

Table F-19

FINANCIAL CAPACITY ANALYSIS BACKGROUND DATA FOR BELLE URBAN SYSTEM - CITY OF RACINE: 2008-2017

Data Element	Projected									
	2008	2009	2010	2011	2012	2013	2014	2015	2016	2017
Operating Expenses ^a	\$7,584,108	\$7,066,746	\$7,527,993	\$7,622,308	\$8,430,491	\$8,713,300	\$8,887,566	\$9,065,317	\$9,246,624	\$9,431,556
Operating Revenues										
o Passenger Revenue	\$1,126,692	\$1,103,796	\$1,227,922	\$1,227,781	\$1,834,583	\$1,870,252	\$1,888,955	\$1,907,844	\$1,926,923	\$1,946,192
o School District Revenue	\$256,111	\$292,945	\$282,401	\$247,084	--	--	--	--	--	--
o Other Revenue	\$61,568	\$8,846	\$67,537	\$167,611	\$75,846	\$63,796	\$64,434	\$65,078	\$65,729	\$66,387
Subtotal	\$1,444,371	\$1,405,587	\$1,577,860	\$1,642,476	\$1,910,429	\$1,934,048	\$1,953,389	\$1,972,922	\$1,992,652	\$2,012,579
Operating Assistance	\$6,139,737	\$5,661,159	\$5,950,133	\$5,979,832	\$6,520,062	\$6,779,252	\$6,934,177	\$7,092,395	\$7,253,972	\$7,418,977
Sources of Operating Assistance										
o Federal Funds										
1) FTA Section 5307	\$2,111,095	\$2,416,441	\$2,472,545	\$2,384,486	\$2,538,263	\$2,538,263	\$2,681,685	\$2,757,383	\$2,834,817	\$2,914,021
2) FTA Section 3037	--	--	--	--	--	--	--	--	--	--
3) CMAQ	\$74,265	\$85,385	\$104,047	\$110,255	\$80,000	\$80,000	\$80,000	\$80,000	\$80,000	\$80,000
4) Other	--	--	--	--	--	--	--	--	--	--
Subtotal	\$2,185,360	\$2,501,826	\$2,576,592	\$2,494,741	\$2,618,263	\$2,618,263	\$2,761,685	\$2,837,383	\$2,914,817	\$2,994,021
o State Funds										
1) WisDOT Section 85.20 (Operating Assistance)	\$1,937,691	\$1,850,522	\$1,813,897	\$1,878,431	\$2,121,001	\$2,184,630	\$2,206,476	\$2,228,541	\$2,250,826	\$2,273,335
2) WisDOT Section 85.24 (TDM)	--	--	--	--	--	--	--	--	--	--
3) Other	--	--	--	--	--	--	--	--	--	--
Subtotal	\$1,937,691	\$1,850,522	\$1,813,897	\$1,878,431	\$2,121,001	\$2,184,630	\$2,206,476	\$2,228,541	\$2,250,826	\$2,273,335
o Local Funds										
1) Property Taxes	\$1,097,445	\$1,103,409	\$1,096,413	\$1,100,000	\$1,099,223	\$1,151,882	\$1,129,868	\$1,178,482	\$1,228,329	\$1,279,435
2) Funds from Other Communities	\$448,660	\$354,382	\$310,934	\$267,840	\$260,007	\$262,607	\$267,859	\$273,216	\$278,681	\$284,254
3) Other	\$1,450	\$480	--	--	\$635,515	\$641,870	\$648,289	\$654,772	\$661,319	\$667,933
Subtotal	\$1,547,555	\$1,458,271	\$1,407,347	\$1,367,840	\$1,994,745	\$2,056,359	\$2,046,016	\$2,106,470	\$2,168,329	\$2,231,622
Total	\$5,670,606	\$5,810,619	\$5,797,836	\$5,741,012	\$6,734,009	\$6,859,252	\$7,014,177	\$7,172,394	\$7,333,972	\$7,498,978
Depreciation	\$1,200,708	\$1,047,240	\$926,007	\$1,004,431	\$1,086,000	\$1,100,000	\$1,100,000	\$1,100,000	\$1,100,000	\$1,100,000
Capital Project Expenditures										
o Bus Fleet Rehabilitation, Replacement, and Expansion	\$125,031	\$1,521,861	\$251,179	\$2,142,319	\$1,217,485	\$5,981,600	\$160,000	\$1,045,000	--	\$1,500,000
o Bus Facility Renovation, Replacement, and Expansion	\$551,704	\$21,198	\$34,699	\$169,844	\$314,475	\$255,000	--	--	\$540,000	--
o Fixed Guideway Fleet Rehabilitation and Expansion	--	--	--	--	--	--	--	--	--	--
o Fixed Guideway Facility Construction	--	--	--	--	--	--	--	--	--	--
o Other	--	--	--	--	--	--	--	--	--	--
Total	\$676,735	\$1,543,059	\$285,878	\$2,312,163	\$1,531,960	\$6,236,600	\$160,000	\$1,045,000	\$540,000	\$1,500,000
Sources of Capital Project Funding										
o Federal Funds										
1) FTA Section 5307	--	--	--	--	--	--	--	--	--	--
2) FTA Section 5309	\$541,388	\$1,243,039	\$26,678	\$58,199	\$1,225,568	\$4,989,280	\$128,000	\$836,000	\$432,000	\$1,200,000
3) FTA Section 3037	--	--	--	--	--	--	--	--	--	--
4) CMAQ	--	--	--	--	--	--	--	--	--	--
5) Other	--	--	\$251,179	\$2,222,677	--	--	--	--	--	--
Subtotal	\$541,388	\$1,243,039	\$277,857	\$2,280,876	\$1,225,568	\$4,989,280	\$128,000	\$836,000	\$432,000	\$1,200,000
o State Funds	--	--	--	--	--	--	--	--	--	--
o Local Funds										
1) Property Taxes	--	--	--	--	--	--	--	--	--	--
2) Bonding	\$135,347	\$300,020	\$8,021	\$31,287	\$306,392	\$1,247,320	\$32,000	\$209,000	\$108,000	\$300,000
3) Other	--	--	--	--	--	--	--	--	--	--
Subtotal	\$135,347	\$300,020	\$8,021	\$31,287	\$306,392	\$1,247,320	\$32,000	\$209,000	\$108,000	\$300,000
Total	\$676,735	\$1,543,059	\$285,878	\$2,312,163	\$1,531,960	\$6,236,600	\$160,000	\$1,045,000	\$540,000	\$1,500,000

Table F-19 (continued)

Data Element	Projected									
	2008	2009	2010	2011	2012	2013	2014	2015	2016	2017
Total Operating Assistance and Capital Project Funds										
o Federal	\$2,726,748	\$3,744,865	\$2,854,449	\$4,775,617	\$3,843,831	\$7,607,543	\$2,889,685	\$3,673,383	\$3,346,817	\$4,194,021
o State	\$1,937,691	\$1,850,522	\$1,813,897	\$1,878,431	\$2,121,001	\$2,184,630	\$2,206,476	\$2,228,541	\$2,250,826	\$2,273,335
o Local	\$1,682,902	\$1,758,291	\$1,415,368	\$1,399,127	\$2,301,137	\$3,303,679	\$2,078,016	\$2,315,470	\$2,276,329	\$2,531,622
Total	\$6,347,341	\$7,353,678	\$6,083,714	\$8,053,175	\$8,265,969	\$13,095,852	\$7,174,177	\$8,217,394	\$7,873,972	\$8,998,978
Non-Financial Operating Data										
o Revenue Passengers	1,234,584	1,212,936	1,215,706	1,217,034	1,215,000	1,215,000	1,215,000	1,215,000	1,215,000	1,215,000
o Unlinked Passenger Trips	1,488,076	1,384,411	1,415,706	1,539,880	1,530,000	1,530,000	1,530,000	1,530,000	1,530,000	1,530,000
o Passenger Miles	5,280,266	4,914,659	4,944,917	4,928,988	4,920,750	4,920,750	4,920,750	4,920,750	4,920,750	4,920,750
o Revenue Vehicle Miles	1,160,421	1,142,125	1,131,025	1,120,211	1,275,548	1,275,000	1,275,000	1,275,000	1,275,000	1,275,000
o Revenue Vehicle Hours	88,651	87,322	86,877	87,999	87,513	88,000	88,000	88,000	88,000	88,000
o Buses Operated in Peak Service	26	28	28	28	28	28	28	28	28	28
o Buses in Active Fleet	35	35	35	35	35	35	35	35	35	35
o Total Employees	94	94	94	94	94	94	94	94	94	94

^a Excluding depreciation.

Source: City of Racine, Department of Transportation and SEWRPC.

Table F-20

CHANGE IN BASIC FINANCIAL CAPACITY ANALYSIS INDICATORS FOR THE BELLE URBAN SYSTEM - CITY OF RACINE: 2008-2017

Data Element	Actual/Estimated					Projected				
	2008	2009	2010	2011	2012	2013	2014	2015	2016	2017
Operating Expenses ^a										
o Change in Total Operating Expenses										
1) Absolute Amount	\$607,200	-\$517,362	\$461,247	\$94,315	\$808,183	\$282,809	\$174,266	\$177,751	\$181,307	\$184,932
2) Percentage Change	8.7	-6.8	6.5	1.3	10.6	3.4	2.0	2.0	2.0	2.0
o Total Cost per Revenue Vehicle Mile										
1) Absolute Amount	\$6.54	\$6.19	\$6.66	\$6.80	\$6.61	\$6.83	\$6.97	\$7.11	\$7.25	\$7.40
2) Percentage Change	1.7	-5.4	7.6	2.2	-2.9	3.4	2.0	2.0	2.0	2.0
o Cost per Revenue Vehicle Hour										
1) Absolute Amount	\$85.55	\$80.93	\$86.65	\$86.62	\$96.33	\$99.01	\$101.00	\$103.01	\$105.08	\$107.18
2) Percentage Change	4.5	-5.4	7.1	-	11.2	2.8	2.0	2.0	2.0	2.0
o Cost per Revenue Passenger										
1) Absolute Amount	\$6.14	\$5.83	\$6.19	\$6.26	\$6.94	\$7.17	\$7.31	\$7.46	\$7.61	\$7.76
2) Percentage Change	2.2	-5.1	6.3	1.1	10.8	3.4	2.0	2.0	2.0	2.0
o Cost per Passenger Mile										
1) Absolute Amount	\$1.44	\$1.44	\$1.52	\$1.55	\$1.71	\$1.77	\$1.81	\$1.84	\$1.88	\$1.92
2) Percentage Change	6.2	-0.1	5.9	1.6	10.8	3.4	2.0	2.0	2.0	2.0
Operating Revenues										
o Percentage Change in										
1) Passenger Revenue	0.8	-2.0	11.2	-	49.4	1.9	1.0	1.0	1.0	1.0
2) Total Revenue	4.5	-2.7	12.3	4.1	16.3	1.2	1.0	1.0	1.0	1.0
o Average Revenue per Revenue Passenger										
1) Absolute Amount	\$1.17	\$1.16	\$1.30	\$1.35	\$1.57	\$1.59	\$1.61	\$1.62	\$1.64	\$1.66
2) Percentage Change	-1.8	-1.0	12.0	4.0	16.5	1.2	1.0	1.0	1.0	1.0
o Percent of Operating Expenses Recovered from Operating Revenues										
1) Absolute Amount	19.0	19.9	21.0	21.5	22.7	22.2	22.0	21.8	21.6	21.3
2) Percentage Change	-3.9	4.7	5.4	2.8	5.2	-2.0	-1.0	-1.0	-1.0	-1.0
Operating Assistance Funds										
o Change in Total Operating Assistance										
1) Absolute Amount	\$545,438	-\$478,578	\$288,974	\$29,699	\$540,230	\$259,190	\$154,925	\$158,217	\$161,578	\$165,005
2) Percentage Change	9.7	-7.8	5.1	0.5	9.0	4.0	2.3	2.3	2.3	2.3
o Operating Assistance per Revenue Passenger										
1) Absolute Amount	\$4.97	\$4.67	\$4.89	\$4.91	\$5.37	\$5.58	\$5.71	\$5.84	\$5.97	\$6.11
2) Percentage Change	3.2	-6.1	4.9	0.4	9.2	4.0	2.3	2.3	2.3	2.3
o Operating Assistance per Passenger Mile										
1) Absolute Amount	\$1.16	\$1.15	\$1.20	\$1.21	\$1.33	\$1.38	\$1.41	\$1.44	\$1.47	\$1.51
2) Percentage Change	7.2	-0.7	4.5	0.8	9.2	4.0	2.3	2.3	2.3	2.3
o Percentage Change in										
1) Federal Operating Assistance Funds	-3.3	14.5	3.0	-3.2	5.0	-	5.5	2.7	2.7	2.7
2) State Operating Assistance Funds	10.5	-4.5	-2.0	3.6	12.9	3.0	1.0	1.0	1.0	1.0
3) Local Operating Assistance Funds	10.1	-5.8	-3.5	-2.8	45.8	3.1	-0.5	3.0	2.9	2.9
Capital Expenditures and Assistance Funds										
o Change in Total Capital Expenditures										
1) Absolute Amount	\$312,132	\$866,324	-\$1,257,181	\$2,026,285	-\$780,203	\$4,704,640	-\$6,076,600	\$885,000	-\$505,000	\$960,000
2) Percentage Change	85.6	128.0	-81.5	708.8	-33.7	307.1	-97.4	553.1	-48.3	177.8
o Percentage Change in										
1) Federal Capital Assistance Funds	95.9	129.6	-77.6	720.9	-46.3	307.1	-97.4	553.1	-48.3	177.8
2) State Capital Assistance Funds	-	-	-	-	-	-	-	-	-	-
3) Local Capital Assistance Funds	53.5	121.7	-97.3	290.1	879.3	307.1	-97.4	553.1	-48.3	177.8

Table F-20 (continued)

Data Element	Actual/Estimated					Projected				
	2008	2009	2010	2011	2012	2013	2014	2015	2016	2017
Total Operating and Capital Assistance Funds										
o Change in Total Assistance										
1) Absolute Amount	565,259	1,006,337	-1,269,964	1,969,461	212,794	4,829,883	-5,921,675	1,043,217	-343,422	1,125,006
2) Percentage Change	9.8	15.9	-17.3	32.4	2.6	58.4	-45.2	14.5	-4.2	14.3
o Percentage Change in										
1) Federal Assistance	7.5	37.3	-23.8	67.3	-19.5	97.9	-62.0	27.1	-8.9	25.3
2) State Assistance	10.5	-4.5	-2.0	3.6	12.9	3.0	1.0	1.0	1.0	1.0
3) Local Assistance	12.7	4.5	-19.5	-1.1	64.5	43.6	-37.1	11.4	-1.7	11.2
Non-Financial Operating Data										
o Change in Revenue Passengers										
1) Absolute Amount	74,095	-21,648	2,770	1,328	-2,034	--	--	--	--	--
2) Percentage Change	6.4	-1.8	0.2	0.1	-0.2	--	--	--	--	--
o Change in Revenue Vehicle Miles										
1) Absolute Amount	74,553	-18,296	-11,100	-10,814	155,337	-548	--	--	--	--
2) Percentage Change	6.9	-1.6	-1.0	-1.0	13.9	--	--	--	--	--
o Change in Revenue Vehicle Hours										
1) Absolute Amount	74,553	-1,329	-445	1,122	-486	487	--	--	--	--
2) Percentage Change	6.9	-1.5	-0.5	1.3	-0.6	0.6	--	--	--	--
o Change in Buses in Active Fleet										
1) Absolute Amount	3,409	--	--	--	--	--	--	--	--	--
2) Percentage Change	4.0	--	--	--	--	--	--	--	--	--
o Change in Total Employees										
1) Absolute Amount	--	--	--	--	--	--	--	--	--	--
2) Percentage Change	--	--	--	--	--	--	--	--	--	--

^a Excluding depreciation.

Source: City of Racine, Department of Transportation and SEWRPC.

Table F-21

PUBLIC TRANSIT OPERATOR REPORT: 2013-2016Transit System Name: Washington County Transit System

I.	2013 Projected Operating Budget	\$	3,494,029	Total Operating Budget
			650,000	Total Federal Operating Assistance
			1,201,835	Total State Operating Assistance
			802,394	Total Local Operating Assistance
			839,800	Total Farebox and Other Revenue

II. 2013 Projected Operation Characteristics:

Basic Transit System: Bus \$ 1,335,585

	<u>Weekdays</u>	<u>Saturdays</u>	<u>Sundays</u>	<u>Holidays</u>
Number of Routes	2			
Total Route Miles	164			
(both directions)				
Headway Range.....	20-120 min.			
(average)				
Vehicle Hours	62			
(average)				
Vehicles in Service	8			
Operating Budget	\$ 5,200	\$	\$	\$
(average)				

III. 2013 Projected Operation Characteristics:

Basic Transit System: Taxi \$ 2,212,847

	<u>Weekdays</u>	<u>Saturdays</u>	<u>Sundays</u>	<u>Holidays</u>
Vehicle Miles	4744	1761	726	
(average)				
Vehicle Hours	224	80	34	
(average)				
Vehicles in Service	24	10	6	
Operating Budget	\$ 4,800	\$	\$	\$
(average)				

-continued-

Table F-21 (continued)

IV. 2013 Projected Operating Characteristics:

Specialized Service for Elderly and Handicapped:	\$	255,972	Total Operating Budget
---	----	---------	------------------------

Service is provided by Specialized Transport Services, Inc., a division of Johnson Bus, an independent contractor. Specialized Service for the elderly and handicapped is part of the everyday shared ride taxi service. The specialized service provided is door through door. Hours are Monday through Saturday, 5 am to 10pm; Sunday, 8am to 4pm. Rates for the elderly and disabled are: 5 miles or less \$2.50; 5.1 to 10 miles \$3.50; 10.1 to 15 miles \$4.25; 15.1 to 20 miles \$5.00; and over 20 miles \$5.75. There are also discounted punch cards available: a \$20.00 punch card valued at \$25.00 and a \$10.00 card valued at \$12.00. Total daily ridership is about 350+ rides per day. In 2011, the service provided a total of 99,587 rides. There are 27 total vehicles in the fleet with about 24 vehicle used per day (Mon-Fri). Service is paid at \$28.36 per hour. There are about 220 vehicle hours Monday through Friday, about 73 vehicle hours on Saturday, and about 33 vehicle hours on Sunday.

V. 2013 Projected Implementation of New or Restructured Transit Services:

The Shared Ride Taxi service increases or decreases its vehicle hours daily as needed to meet the demand within the contract hours. There is increased demand for service at particular times of the day. There are currently no plans at this point to increase the contract service hours. There are also no current plans to increase service on the Washington County Commuter Express. The ZOO Interchange Project may have an effect on this in the upcoming years.

VI. 2013 Projected Planning for New or Restructured Transit Services:

The Washington County Transportation Coordination Committee formed back in 2009-2010 and usually meets quarterly. A Washington County Transportation Development Plan (TDP) has also been initiated with SEWRPC. There may be changes in the Cities of West Bend and Hartford Shared Ride Taxis that may or may not impact the County's Shared Ride Taxi Service. Federal funding changes are the cause for the possible changes.

Table F-22

PUBLIC TRANSIT OPERATOR CAPITAL PROJECT JUSTIFICATION: FY 2013-2016

Transit System Name: Washington County Transit System

TIP Project Number	Fiscal Year (FY)	Description	Justification
271	2013 2014 2015 2016	Washington County Shared Ride Taxi program capital costs: 1 minivan, 1 medium bus and 3 minibuses in 2013; 2 minivans and 2 minibuses in 2014; 4 minibuses in 2015; 2 minivans and 2 minibuses in 2016. (\$263,000, \$190,000, \$232,000, \$198,000)	Replacement of existing vehicles with several hundred thousand miles on them.
272	2013 2014 2015 2016	Washington County Shared Ride Taxi program dispatch operating support for software licenses, maintenance, and reports. (\$18,800, \$20,700, \$22,700, \$25,100)	This software helps maintain the efficiencies of the shared-ride taxi service.

Table F-23

FINANCIAL CAPACITY ANALYSIS BACKGROUND DATA FOR WASHINGTON COUNTY TRANSIT SYSTEM: 2008-2017

Data Element	Actual/Estimated					Projected				
	2008	2009	2010	2011	2012	2013	2014	2015	2016	2017
Operating Expenses ^a	\$3,311,836	\$3,298,196	\$3,164,957	\$3,383,614	\$3,445,080	\$3,494,029	\$3,586,791	\$3,690,984	\$3,787,538	--
Operating Revenues										
o Passenger Revenue	\$615,549	\$609,171	\$637,406	\$698,537	\$778,350	\$816,900	\$816,900	\$849,520	\$873,770	--
o Prior Year Revenue	\$23,785	\$5,436	-\$63,350	\$56,553	--	--	--	--	--	--
o Other Revenue	\$7,956	\$11,061	\$10,997	\$10,922	\$13,000	\$22,900	\$22,900	\$22,900	\$22,900	--
Subtotal	\$647,290	\$625,668	\$585,053	\$766,012	\$791,350	\$839,800	\$839,800	\$872,420	\$896,670	--
Operating Assistance	\$2,664,546	\$2,672,528	\$2,579,904	\$2,617,602	\$2,653,730	\$2,654,229	\$2,746,991	\$2,818,564	\$2,890,868	--
Sources of Operating Assistance										
o Federal Funds										
1) FTA Section 5307	\$355,620	\$564,148	\$559,618	\$612,777	\$640,163	\$650,000	\$650,000	\$650,000	\$650,000	--
2) FTA Section 3037	--	--	--	--	--	--	--	--	--	--
3) CMAQ	\$54,276	\$51,302	\$24,330	\$21,645	--	--	--	--	--	--
4) Other	--	--	--	--	--	--	--	--	--	--
Subtotal	\$409,896	\$615,450	\$583,948	\$634,422	\$640,163	\$650,000	\$650,000	\$650,000	\$650,000	--
o State Funds										
1) WisDOT Section 85.20 (Operating Assistance)	\$1,251,066	\$1,210,485	\$1,187,586	\$1,297,115	\$1,185,729	\$1,201,835	\$1,250,999	\$1,306,222	\$1,357,395	--
2) WisDOT Section 85.24 (TDM)	--	--	--	--	--	--	--	--	--	--
3) Other	\$235,697	\$240,754	\$247,142	\$255,746	\$255,972	\$256,000	\$256,000	\$257,000	\$257,000	--
Subtotal	\$1,486,763	\$1,451,239	\$1,434,728	\$1,552,861	\$1,441,701	\$1,457,835	\$1,506,999	\$1,563,222	\$1,614,395	--
o Local Funds										
1) Property Taxes	\$313,189	\$292,246	\$438,565	\$459,937	\$802,394	\$862,508	\$862,508	\$862,508	\$862,508	--
2) Funds from Other Communities	--	--	--	--	--	--	--	--	--	--
3) Other	--	--	--	--	--	--	--	--	--	--
Subtotal	\$313,189	\$292,246	\$438,565	\$459,937	\$802,394	\$862,508	\$862,508	\$862,508	\$862,508	--
Total	\$2,209,848	\$2,358,935	\$2,457,241	\$2,647,220	\$2,884,258	\$2,970,343	\$3,019,507	\$3,075,730	\$3,126,903	--
Depreciation	--	--	--	--	--	--	--	--	--	--
Capital Project Expenditures										
o Bus Fleet Rehabilitation, Replacement, and Expansion	\$270,396	\$306,045	\$408,560	\$160,000	\$201,000	\$263,000	\$190,000	\$232,000	\$212,000	--
o Bus Facility Renovation, Replacement, and Expansion	--	--	--	--	--	--	--	--	--	--
o Fixed Guideway Fleet Rehabilitation and Expansion	--	--	--	--	--	--	--	--	--	--
o Fixed Guideway Facility Construction	--	--	--	--	--	--	--	--	--	--
o Other	--	--	--	--	--	--	--	--	--	--
Total	\$270,396	\$306,045	\$408,560	\$160,000	\$201,000	\$263,000	\$190,000	\$232,000	\$212,000	--
Sources of Capital Project Funding										
o Federal Funds										
1) FTA Section 5307	\$222,336	\$306,045	\$408,560	\$128,000	--	--	--	--	--	--
2) FTA Section 5309	--	--	--	--	--	--	--	--	--	--
3) FTA Section 3037	--	--	--	--	--	--	--	--	--	--
4) CMAQ	--	--	--	--	--	--	--	--	--	--
5) Other	--	--	--	--	--	--	--	--	--	--
Subtotal	\$222,336	\$306,045	\$408,560	\$128,000	--	--	--	--	--	--
o State Funds	--	--	--	--	--	--	--	--	--	--
o Local Funds										
1) Property Taxes	\$54,079	--	--	\$32,000	--	--	--	--	--	--
2) Bonding	--	--	--	--	--	--	--	--	--	--
3) Other	--	--	--	--	\$201,000	\$263,000	\$190,000	\$232,000	\$212,000	--
Subtotal	\$54,079	--	--	\$32,000	\$201,000	\$263,000	\$190,000	\$232,000	\$212,000	--
Total	\$276,415	\$306,045	\$408,560	\$160,000	\$201,000	\$263,000	\$190,000	\$232,000	\$212,000	--

Table F-23 (continued)

Data Element	Actual/Estimated					Projected				
	2008	2009	2010	2011	2012	2013	2014	2015	2016	2017
Total Operating Assistance and Capital Project Funds										
o Federal	\$632,232	\$921,495	\$992,508	\$762,422	\$640,163	\$650,000	\$650,000	\$650,000	\$650,000	--
o State	\$1,486,763	\$1,451,239	\$1,434,728	\$1,552,861	\$1,441,701	\$1,457,835	\$1,506,999	\$1,563,222	\$1,614,395	--
o Local	\$367,268	\$292,246	\$438,565	\$491,937	\$802,394	\$862,508	\$862,508	\$862,508	\$862,508	--
Total	\$2,486,263	\$2,664,980	\$2,865,801	\$2,807,220	\$2,884,258	\$2,970,343	\$3,019,507	\$3,075,730	\$3,126,903	--
Non-Financial Operating Data										
o Revenue Passengers	208,613	195,828	205,681	227,138	236,968	239,337	241,700	244,100	246,500	-
o Unlinked Passenger Trips	209,386	196,509	205,681	227,138	236,968	239,337	241,700	244,100	246,500	-
o Passenger Miles	4,364,291	4,243,901	4,433,885	5,000,971	5,050,900	-	-	-	-	-
o Revenue Vehicle Miles	1,391,446	1,344,786	1,386,851	1,426,533	1,440,800	-	-	-	-	-
o Revenue Vehicle Hours	61,048	58,403	61,636	65,011	66,000	66,000	66,000	66,000	66,000	-
o Buses Operated in Peak Service	27	31	32	32	32	32	32	32	32	-
o Buses in Active Fleet	29	32	35	35	35	35	35	35	35	-
o Total Employees	1	1	1	1	1	1	1	1	1	-

^a Excluding depreciation.

Source: Washington County and SEWRPC.

Table F-24

CHANGE IN BASIC FINANCIAL CAPACITY ANALYSIS INDICATORS FOR WASHINGTON COUNTY TRANSIT SYSTEM: 2008-2017

Data Element	Actual/Estimated					Projected				
	2008	2009	2010	2011	2012	2013	2014	2015	2016	2017
Operating Expenses ^a										
o Change in Total Operating Expenses										
1) Absolute Amount	\$488,922	-\$13,640	-\$133,239	\$218,657	\$61,466	\$48,949	\$92,762	\$104,193	\$96,554	N/A
2) Percentage Change	17.3	-0.4	-4.0	6.9	1.8	1.4	2.7	2.9	2.6	N/A
o Total Cost per Revenue Vehicle Mile										
1) Absolute Amount	\$2.38	\$2.45	\$2.28	\$2.37	\$2.39	--	--	--	--	N/A
2) Percentage Change	8.9	3.0	-7.0	3.9	0.8	--	--	--	--	N/A
o Cost per Revenue Vehicle Hour										
1) Absolute Amount	\$54.25	\$56.47	\$51.35	\$52.05	\$52.20	\$52.94	\$54.35	\$55.92	\$57.39	N/A
2) Percentage Change	11.6	4.1	-9.1	1.4	0.3	1.4	2.7	2.9	2.6	N/A
o Cost per Revenue Passenger										
1) Absolute Amount	\$15.82	\$16.84	\$15.39	\$14.90	\$14.54	\$14.60	\$14.84	\$15.12	\$15.37	N/A
2) Percentage Change	6.4	6.5	-8.6	-3.2	-2.4	0.4	1.7	1.9	1.6	N/A
o Cost per Passenger Mile										
1) Absolute Amount	\$0.76	\$0.00	\$0.71	\$0.68	\$0.68	--	--	--	--	N/A
2) Percentage Change	--	--	--	-5.2	0.8	--	--	--	--	N/A
Operating Revenues										
o Percentage Change in										
1) Passenger Revenue	28.8	-1.0	4.6	9.6	11.4	5.0	--	4.0	2.9	N/A
2) Total Revenue	25.7	-3.3	-6.5	30.9	3.3	6.1	--	3.9	2.8	N/A
o Average Revenue per Revenue Passenger										
1) Absolute Amount	\$3.09	\$3.19	\$2.84	\$3.37	\$3.34	\$3.51	\$3.47	\$3.57	\$3.64	N/A
2) Percentage Change	14.0	3.4	-11.0	18.6	-1.0	5.1	-1.0	2.9	1.8	N/A
o Percent of Operating Expenses Recovered from Operating Revenues										
1) Absolute Amount	19.5	19.0	18.5	22.6	23.0	24.0	23.4	23.6	23.7	N/A
2) Percentage Change	7.1	-2.7	-2.6	22.5	1.5	4.6	-2.6	1.0	0.2	N/A
Operating Assistance Funds										
o Change in Total Operating Assistance										
1) Absolute Amount	\$356,562	\$7,982	-\$92,624	\$37,698	\$36,128	\$499	\$92,762	\$71,573	\$72,304	N/A
2) Percentage Change	15.4	0.3	-3.5	1.5	1.4	--	3.5	2.6	2.6	N/A
o Operating Assistance per Revenue Passenger										
1) Absolute Amount	\$12.73	\$13.65	\$12.54	\$11.52	\$11.20	\$11.09	\$11.37	\$11.55	\$11.73	N/A
2) Percentage Change	4.7	7.2	-8.1	-8.1	-2.8	-1.0	2.5	1.6	1.6	N/A
o Operating Assistance per Passenger Mile										
1) Absolute Amount	\$0.61	\$0.63	\$0.58	\$0.52	\$0.53	--	--	--	--	N/A
2) Percentage Change	--	3.2	-7.6	-10.0	0.4	--	--	--	--	N/A
o Percentage Change in										
1) Federal Operating Assistance Funds	11.6	50.1	-5.1	8.6	0.9	1.5	--	--	--	N/A
2) State Operating Assistance Funds	0.5	-2.4	-1.1	8.2	-7.2	1.1	3.4	3.7	3.3	N/A
3) Local Operating Assistance Funds	5.0	-6.7	50.1	4.9	74.5	7.5	--	--	--	N/A
Capital Expenditures and Assistance Funds										
o Change in Total Capital Expenditures										
1) Absolute Amount	\$73,245	\$29,630	\$102,515	-\$248,560	\$41,000	\$62,000	-\$73,000	\$42,000	-\$20,000	N/A
2) Percentage Change	36.1	10.7	33.5	-60.8	25.6	30.8	-27.8	22.1	-8.6	N/A
o Percentage Change in										
1) Federal Capital Assistance Funds	--	37.6	33.5	-68.7	-100.0	--	--	--	--	N/A
2) State Capital Assistance Funds	--	--	--	--	--	--	--	--	--	N/A
3) Local Capital Assistance Funds	N/A	N/A	N/A	--	--	--	--	--	--	N/A

Table F-24 (continued)

Data Element	Actual/Estimated					Projected				
	2008	2009	2010	2011	2012	2013	2014	2015	2016	2017
Total Operating and Capital Assistance Funds										
o Change in Total Assistance										
1) Absolute Amount	139,156	178,717	200,821	-58,581	77,038	86,085	49,164	56,223	51,173	N/A
2) Percentage Change	5.9	7.2	7.5	-2.0	2.7	3.0	1.7	1.9	1.7	N/A
o Percentage Change in										
1) Federal Assistance	18.5	45.8	7.7	-23.2	-16.0	1.5	--	--	--	N/A
2) State Assistance	0.5	-2.4	-1.1	8.2	-7.2	1.1	3.4	3.7	3.3	N/A
3) Local Assistance	9.7	-20.4	50.1	12.2	63.1	7.5	--	--	--	N/A
Non-Financial Operating Data										
o Change in Revenue Passengers										
1) Absolute Amount	19,483	-12,785	9,853	21,457	9,830	2,369	2,363	2,400	2,400	N/A
2) Percentage Change	10.3	-6.1	5.0	10.4	4.3	1.0	1.0	1.0	1.0	N/A
o Change in Revenue Vehicle Miles										
1) Absolute Amount	99,860	-46,660	42,065	39,682	14,267	-1,440,800	--	--	--	N/A
2) Percentage Change	7.7	-3.4	3.1	2.9	1.0	-100.0	--	--	--	N/A
o Change in Revenue Vehicle Hours										
1) Absolute Amount	2,957	-2,645	3,233	3,375	989	--	--	--	--	N/A
2) Percentage Change	5.1	-4.3	5.5	5.5	1.5	--	--	--	--	N/A
o Change in Buses in Active Fleet										
1) Absolute Amount	1	3	3	--	--	--	--	--	--	N/A
2) Percentage Change	3.4	10.3	9.4	--	--	--	--	--	--	N/A
o Change in Total Employees										
1) Absolute Amount	--	--	--	--	--	--	--	--	--	N/A
2) Percentage Change	--	--	--	--	--	--	--	--	--	N/A

^a Excluding depreciation.

Note: N/A indicates data was not available at time of publication of the 2013-2016 Transportation Improvement Program for Southeastern Wisconsin and will be provided by transit operator with grant application.

Source: Washington County and SEWRPC.

Table F-25

PUBLIC TRANSIT OPERATOR REPORT: 2013-2016

Transit System Name: Waukesha Metro Transit System/Waukesha County Transit System – City of Waukesha and Waukesha County

I.	2013 Projected Operating Budget	\$	9,541,284	Total Operating Budget
			1,047,024	Total Federal Operating Assistance
			4,226,244	Total State Operating Assistance
			2,203,0991	Total Local Operating Assistance
			1,963,825	Total Farebox and Other Revenue

II. 2013 Projected Operation Characteristics:

Basic Transit System:	\$				
		<u>Weekdays</u>	<u>Saturdays</u>	<u>Sundays</u>	<u>Holidays</u>
Number of Routes		17	10	6	1
Total Route Miles		n/a	n/a	n/a	n/a
(both directions)					
Headway Range.....		15-70	30-60	30-60	30
(average)					
Vehicle Hours		n/a	n/a	n/a	n/a
(average)					
Vehicles in Service		31	11	8	2
Operating Budget	\$	n/a	\$ n/a	\$ n/a	\$ n/a
(average)					

III. 2013 Projected Operating Characteristics:

Specialized Service for Elderly and Handicapped: \$ n/a Total Operating Budget

Waukesha Metrolift paratransit service operates under ADA guidelines. It is directly operated by Waukesha Metro Transit during the same hours as fixed route services. Fare is \$4.00. Average daily ridership = 100.

Waukesha County paratransit operates within 1 mile of either side of Route 901 during the same hours of operation as Route 901. It is operated by Transit Express. Fares are \$6.50-\$7.50.

IV. 2013 Projected Implementation of New or Restructured Transit Services:

Some restructured transit service is projected for 2013 if the City of Waukesha adopts the Transit Development Program currently being prepared by SEWRPC.

V. 2013 Projected Planning for New or Restructured Transit Services:

A TDP shall be prepared for Waukesha County Transit.

Table F-26**PUBLIC TRANSIT OPERATOR CAPITAL PROJECT JUSTIFICATION: FY 2013-2016**Transit System Name: City of Waukesha Metro Transit System and Waukesha County Transit System

TIP Project Number	Fiscal Year (FY)	Description	Justification
333	2013 2014 2015 2016	Capital cost of third party contracting for Waukesha County transit service (\$650,000, \$669,500, \$689,600, \$710,300)	Funds the depreciation of privately-owned assets under purchase of transit service contracts
335	2013 2014 2015 2016	Enhancement projects for Waukesha County transit service (\$5,000, \$5,000, \$5,000, \$5,000)	FTA requires 1% of Sec. 5307 capital grant funding to be used for transit enhancement projects
360	2013 2014 2015 2016	Capital cost of maintenance for Waukesha Metro Transit service (\$650,000, \$669,500, \$689,600, \$710,300)	This project is used to offset the operating budget, as eligible maintenance expenses can be “capitalized” with 80% federal funds
361	2014	ADP Software Upgrades (\$40,000)	Upgrade maintenance software
362	2013 2016	Replacement of 35 foot fixed route buses for Waukesha Metro Transit (6 in 2013, 7 in 2016) (\$2,460,000, \$3,136,000)	Replaces buses manufactured in 1998 and 2004 that have exceeded their useful life
364	2014 2015	Rehab Buses (\$200,000, \$150,000)	Replace engines and transmissions and refurbish buses purchased in 2007 and 2008
365	2013 2014 2015 2016	Tire lease for Waukesha Metro Transit (\$35,000, \$36,000, \$36,000, \$37,000)	The FTA allows for the capitalization of certain leases if it is more economical than a purchase. The transit system leases all of its tires
366	2013 2014 2015 2016	Enhancement projects for Waukesha Metro Transit service (\$5,000, \$5,000, \$5,000, \$5,000)	FTA requires 1% of Sec. 5307 capital grant funding to be used for transit enhancement projects
368	2013	Replace ADP Hardware (ID card printing system) (\$8,500)	Replace unit that has exceeded its useful life
369 370	2013 2014	Replace shop equipment (Floor scrubber in 2013 and A/C Reclaimer-Recycler in 2014) (\$12,000, \$10,000)	Unit will reclaim both R-22 and R-134. Current old unit only reclaims R-134. New floor scrubber replaces 17 year old unit
371	2013	Replace service van (\$25,000)	Replaces driver relief van purchased in 2003
374	2013	Skidsteer (\$85,000)	New unit to be used for snow plowing at bus stops and shelters

Table F-26 (continued)

372	2013	Rehab transit buildings	2013 project will refurbish office area at
373	2014	(\$40,000, \$40,000, \$40,000, \$30,000)	Badger Drive facility. A second 2013
375	2015		project will upgrade maintenance HVAC
376			systems at Badger Drive facility.
			2014 project will install a new natural gas
			generator at the Downtown Transit Center to
			replace a battery operated generator.
			2015 project will replace a 30 year old
			natural gas generator at Badger Drive facility

Table F-27

FINANCIAL CAPACITY ANALYSIS BACKGROUND DATA FOR THE CITY OF WAUKESHA TRANSIT SYSTEM: 2008-2017
FINANCIAL CAPACITY ANALYSIS BACKGROUND DATA FOR THE COUNTY OF WAUKESHA TRANSIT SYSTEM: 2008-2017

Data Element	Actual/Estimated					Projected				
	2008	2009	2010	2011	2012	2013	2014	2015	2016	2017
Operating Expenses ^a	\$9,392,578	\$8,977,662	\$9,503,340	\$10,069,044	\$9,354,200	\$9,541,284	\$9,732,110	\$9,926,752	\$10,125,287	\$10,327,793
Operating Revenues										
o Passenger Revenue	\$1,810,829	\$1,753,571	\$1,706,928	\$1,832,870	\$1,689,317	\$1,723,103	\$1,757,565	\$1,792,717	\$1,828,571	\$1,865,142
o School District Revenue	--	--	--	--	--	--	--	--	--	--
o Other Revenue	\$132,162	\$167,067	\$175,918	\$249,703	\$236,002	\$240,722	\$245,536	\$250,447	\$255,456	\$260,565
Total	\$1,942,991	\$1,920,638	\$1,882,847	\$2,082,573	\$1,925,319	\$1,963,825	\$2,003,102	\$2,043,164	\$2,084,027	\$2,125,708
Operating Assistance	\$7,449,587	\$7,057,024	\$7,620,493	\$7,986,472	\$7,428,881	\$7,577,459	\$7,729,008	\$7,883,588	\$8,041,260	\$8,202,085
Sources of Operating Assistance Funds										
o Federal Funds										
1) FTA Section 5307	\$1,001,043	\$1,026,763	\$1,036,289	\$924,658	\$955,190	\$974,294	\$993,780	\$1,013,655	\$1,033,928	\$1,054,607
2) FTA Section 3037	--	--	--	--	--	--	--	--	--	--
3) CMAQ	\$39,600	\$46,342	\$77,378	\$62,214	\$71,500	\$72,930	\$74,389	\$75,876	\$77,394	\$78,942
4) Other	--	--	--	--	--	--	--	--	--	--
Subtotal	\$1,040,643	\$1,073,105	\$1,113,666	\$986,872	\$1,026,690	\$1,047,224	\$1,068,168	\$1,089,532	\$1,111,322	\$1,133,549
o State Funds										
1) WisDOT Section 85.20	\$3,805,070	\$4,180,120	\$4,468,486	\$4,610,477	\$4,143,376	\$4,226,244	\$4,310,769	\$4,396,984	\$4,484,924	\$4,574,622
2) WisDOT Section 85.24	--	--	--	--	--	--	--	--	--	--
3) Other	\$417,058	--	--	\$312,859	--	--	--	--	--	--
Subtotal	\$4,222,128	\$4,180,120	\$4,468,486	\$4,923,337	\$4,143,376	\$4,226,244	\$4,310,769	\$4,396,984	\$4,484,924	\$4,574,622
o Local Funds										
1) Property Taxes	\$2,181,797	\$1,797,941	\$2,032,252	\$2,069,965	\$2,252,795	\$2,297,851	\$2,343,808	\$2,390,684	\$2,438,498	\$2,487,268
2) Funds from Other Communities	\$5,019	\$5,858	\$6,088	\$6,298	\$6,020	\$6,140	\$6,263	\$6,388	\$6,516	\$6,647
3) Other	--	--	--	--	--	--	--	--	--	--
Subtotal	\$2,186,816	\$1,803,799	\$2,038,341	\$2,076,263	\$2,258,815	\$2,303,991	\$2,350,071	\$2,397,073	\$2,445,014	\$2,493,914
Total	\$7,449,587	\$7,057,024	\$7,620,493	\$7,986,472	\$7,428,881	\$7,577,459	\$7,729,008	\$7,883,588	\$8,041,260	\$8,202,085
Depreciation	\$1,104,902	\$1,116,670	\$1,140,875	\$1,116,273	\$1,100,000	\$1,100,000	\$1,100,000	\$1,100,000	\$1,100,000	\$1,100,000
Capital Project Expenditures										
o Bus Fleet Rehabilitation, Replacement, and Expansion	\$520,000	\$898,191	--	\$154,000	\$1,742,000	\$2,460,000	\$200,000	\$150,000	\$3,136,000	--
o Bus Facility Renovation, Replacement, and Expansion	\$20,000	\$365,000	--	\$19,000	\$12,000	--	\$40,000	\$30,000	--	--
o Fixed Guideway Fleet Rehabilitation and Expansion	--	--	--	--	--	--	--	--	--	--
o Fixed Guideway Facility Construction	--	--	--	--	--	--	--	--	--	--
o Other	\$83,373	\$334,960	\$19,785	\$32,096	\$36,928	\$210,500	\$135,000	\$10,000	\$10,000	\$70,000
Total	\$623,373	\$1,598,151	\$19,785	\$205,096	\$1,790,928	\$2,670,500	\$375,000	\$190,000	\$3,146,000	\$70,000
Sources of Capital Assistance Funds										
o Federal Funds										
1) FTA Section 5307	\$82,698	\$1,574,111	\$15,828	\$40,877	\$39,142	\$100,400	\$16,000	\$8,000	\$8,000	\$8,000
2) FTA Section 5309	\$416,000	--	--	\$123,200	\$1,441,360	\$2,109,800	\$284,000	\$144,000	\$2,602,880	\$48,000
3) FTA Section 3037	--	--	--	--	--	--	--	--	--	--
4) CMAQ	--	--	--	--	--	--	--	--	--	--
5) Other	--	--	--	--	--	--	--	--	--	--
Subtotal	\$498,698	\$1,574,111	\$15,828	\$164,077	\$1,480,502	\$2,210,200	\$300,000	\$152,000	\$2,610,880	\$56,000
o State Funds	--	--	--	--	--	--	--	--	--	--
o Local Funds										
1) Property Taxes	\$20,675	\$24,040	\$3,957	\$41,019	\$39,786	\$42,100	\$75,000	\$38,000	\$2,000	\$14,000
2) Bonding	\$104,000	--	--	--	\$270,640	\$418,200	--	--	\$533,120	--
3) Other	--	--	--	--	--	--	--	--	--	--
Subtotal	\$124,675	\$24,040	\$3,957	\$41,019	\$310,426	\$460,300	\$75,000	\$38,000	\$535,120	\$14,000
Total	\$623,373	\$1,598,151	\$19,785	\$205,096	\$1,790,928	\$2,670,500	\$375,000	\$190,000	\$3,146,000	\$70,000

Table F-27 (continued)

Data Element	Actual/Estimated					Projected				
	2008	2009	2010	2011	2012	2013	2014	2015	2016	2017
Total Operating Assistance and Capital Project Funds										
o Federal	\$1,539,341	\$2,647,216	\$1,129,494	\$1,150,949	\$2,507,192	\$3,257,424	\$1,368,168	\$1,241,532	\$3,722,202	\$1,189,549
o State	\$4,222,128	\$4,180,120	\$4,468,486	\$4,923,337	\$4,143,376	\$4,226,244	\$4,310,769	\$4,396,984	\$4,484,924	\$4,574,622
o Local	\$2,311,491	\$1,827,839	\$2,042,298	\$2,117,282	\$2,569,241	\$2,764,291	\$2,425,071	\$2,435,073	\$2,980,134	\$2,507,914
Total	\$8,072,960	\$8,655,175	\$7,640,278	\$8,191,568	\$9,219,809	\$10,247,959	\$8,104,008	\$8,073,588	\$11,187,260	\$8,272,085
Non-Financial Operating Data										
o Revenue Passengers - City Service	680,221	627,095	606,442	620,290	632,696	639,023	645,413	651,867	658,386	664,970
o Revenue Passengers - County Service	603,254	480,067	471,103	500,189	510,193	515,295	520,448	525,652	530,909	536,218
o Unlinked Passenger Trips - City Service	842,314	765,352	736,832	760,064	775,265	783,018	790,848	798,757	806,744	814,812
o Unlinked Passenger Trips - County Service	603,254	480,067	471,103	500,189	510,193	515,295	520,448	525,652	530,909	536,218
o Passenger Miles - City Service	2,896,437	2,524,738	2,530,525	2,591,372	2,643,200	2,669,632	2,696,328	2,723,292	2,750,524	2,778,030
o Passenger Miles - County Service	7,362,409	5,884,545	5,651,027	6,646,395	6,779,322	6,847,116	6,915,587	6,984,743	7,054,590	7,125,136
o Revenue Vehicle Miles - City Service	770,697	765,519	757,240	804,467	804,467	804,467	804,467	804,467	804,467	804,467
o Revenue Vehicle Miles - County Service	697,178	677,038	669,951	701,373	701,373	701,373	701,373	701,373	701,373	701,373
o Revenue Vehicle Hours - City Service	60,774	60,287	60,525	63,191	63,191	63,191	63,191	63,191	63,191	63,191
o Revenue Vehicle Hours - County Service	35,918	34,678	33,949	34,737	34,737	34,737	34,737	34,737	34,737	34,737
o Buses Operated in Peak Service - City Service	20	20	19	19	19	19	19	19	19	19
o Buses Operated in Peak Service - County Service	20	21	25	24	24	24	24	24	24	24
o Buses in Active Fleet	36	31	31	30	30	30	27	27	27	27
o Total Employees	59	60	60	60	60	60	60	60	60	60

^a Excluding depreciation.

Source: City of Waukesha Metro Transit and SEWRPC.

Table F-28

CHANGE IN BASIC FINANCIAL CAPACITY ANALYSIS INDICATORS FOR THE CITY OF WAUKESHA TRANSIT SYSTEM: 2008-2017
CHANGE IN BASIC FINANCIAL CAPACITY ANALYSIS INDICATORS FOR THE COUNTY OF WAUKESHA TRANSIT SYSTEM: 2008-2017

Data Element	Actual/Estimated					Projected				
	2008	2009	2010	2011	2012	2013	2014	2015	2016	2017
Operating Expenses ^a										
o Change in Total Operating Expenses										
1) Absolute Amount	\$580,828	-\$414,916	\$525,678	\$565,705	-\$714,844	\$187,084	\$190,826	\$194,642	\$198,535	\$202,506
2) Percentage Change	6.6	-4.4	5.9	6.0	-7.1	2.0	2.0	2.0	2.0	2.0
o Total Cost per Revenue Vehicle Mile										
1) Absolute Amount	\$15.57	\$18.70	\$20.17	\$20.13	\$18.33	\$18.52	\$18.70	\$18.88	\$19.07	\$19.26
2) Percentage Change	7.9	20.1	7.9	-0.2	-8.9	1.0	1.0	1.0	1.0	1.0
o Cost per Revenue Vehicle Hour										
1) Absolute Amount	\$3.24	\$3.56	\$3.76	\$3.89	\$3.54	\$3.57	\$3.61	\$3.65	\$3.68	\$3.72
2) Percentage Change	4.4	9.7	5.6	3.5	-8.9	1.0	1.0	1.0	1.0	1.0
o Cost per Revenue Passenger										
1) Absolute Amount	\$13.81	\$14.32	\$15.67	\$16.23	\$14.78	\$14.93	\$15.08	\$15.23	\$15.38	\$15.53
2) Percentage Change	2.1	3.7	9.5	3.6	-8.9	1.0	1.0	1.0	1.0	1.0
o Cost per Passenger Mile										
1) Absolute Amount	\$11.15	\$11.73	\$12.90	\$13.25	\$12.07	\$12.19	\$12.31	\$12.43	\$12.55	\$12.68
2) Percentage Change	1.3	5.2	10.0	2.7	-8.9	1.0	1.0	1.0	1.0	1.0
Operating Revenues										
o Percentage Change in										
1) Passenger Revenue	7.4	-3.2	-2.7	7.4	-7.8	2.0	2.0	2.0	2.0	2.0
2) Total Revenue	7.5	-1.2	-2.0	10.6	-7.6	2.0	2.0	2.0	2.0	2.0
o Average Revenue per Revenue Passenger										
1) Absolute Amount	\$2.86	\$3.06	\$3.10	\$3.36	\$3.04	\$3.07	\$3.10	\$3.13	\$3.17	\$3.20
2) Percentage Change	2.9	7.2	1.4	8.1	-9.4	1.0	1.0	1.0	1.0	1.0
o Percent of Operating Expenses Recovered from Operating Revenues										
1) Absolute Amount	20.7	21.4	19.8	20.7	20.6	20.6	20.6	20.6	20.6	20.6
2) Percentage Change	0.9	3.4	-7.4	4.4	-0.5	--	--	--	--	--
Operating Assistance Funds										
o Change in Total Operating Assistance										
1) Absolute Amount	\$445,269	-\$392,563	\$563,469	\$365,979	-\$557,591	\$148,578	\$151,549	\$154,580	\$157,672	\$160,825
2) Percentage Change	6.4	-5.3	8.0	4.8	-7.0	2.0	2.0	2.0	2.0	2.0
o Operating Assistance per Revenue Passenger										
1) Absolute Amount	\$10.95	\$11.25	\$12.57	\$12.88	\$11.74	\$11.86	\$11.98	\$12.09	\$12.21	\$12.33
2) Percentage Change	1.6	2.8	11.7	2.5	-8.8	1.0	1.0	1.0	1.0	1.0
o Operating Assistance per Passenger Mile										
1) Absolute Amount	\$8.84	\$9.22	\$10.34	\$10.51	\$9.58	\$9.68	\$9.77	\$9.87	\$9.97	\$10.07
2) Percentage Change	1.1	4.3	12.2	1.6	-8.8	1.0	1.0	1.0	1.0	1.0
o Percentage Change in										
1) Federal Operating Assistance Funds	10.8	3.1	3.8	-11.4	4.0	2.0	2.0	2.0	2.0	2.0
2) State Operating Assistance Funds	-1.0	-1.0	6.9	10.2	-15.8	2.0	2.0	2.0	2.0	2.0
3) Local Operating Assistance Funds	21.6	-17.5	13.0	1.9	8.8	2.0	2.0	2.0	2.0	2.0
Capital Expenditures and Assistance Funds										
o Change in Total Capital Expenditures										
1) Absolute Amount	\$480,427	\$974,778	-\$1,578,366	\$185,311	\$1,585,832	\$879,572	-\$2,295,500	-\$185,000	\$2,956,000	-\$3,076,000
2) Percentage Change	-43.5	156.4	-98.8	936.6	773.2	49.1	-86.0	-49.3	1,555.8	-97.8
o Percentage Change in										
1) Federal Capital Assistance Funds	-43.5	215.6	-99.0	936.6	802.3	49.3	-86.4	-49.3	1,617.7	-97.9
2) State Capital Assistance Funds	--	--	--	--	--	--	--	--	--	--
3) Local Capital Assistance Funds	-43.5	-80.7	-83.5	936.6	656.8	48.3	-83.7	-49.3	1,308.2	-97.4

Table F-28 (continued)

Data Element	Actual/Estimated					Projected				
	2008	2009	2010	2011	2012	2013	2014	2015	2016	2017
Total Operating and Capital Assistance Funds										
o Change in Total Assistance										
1) Absolute Amount	-35,158	582,215	-1,014,897	551,290	1,028,242	1,028,150	-2,143,951	-30,420	3,113,672	-2,915,175
2) Percentage Change	-0.4	7.2	-11.7	7.2	12.6	11.2	-20.9	-0.4	38.6	-26.1
o Percentage Change in										
1) Federal Assistance	-15.5	72.0	-57.3	1.9	117.8	29.9	-58.0	-9.3	199.8	-68.0
2) State Assistance	-1.0	-1.0	6.9	10.2	-15.8	2.0	2.0	2.0	2.0	2.0
3) Local Assistance	14.5	-20.9	11.7	3.7	21.3	7.6	-12.3	0.4	22.4	-15.8
Non-Financial Operating Data										
o Change in Revenue Passengers - City Service										
1) Absolute Amount	28,973	-53,126	-20,653	13,848	12,406	6,327	6,390	6,454	6,519	6,584
2) Percentage Change	4.4	-7.8	-3.3	2.3	2.0	1.0	1.0	1.0	1.0	1.0
o Change in Revenue Passengers - County Service										
1) Absolute Amount	-7,277	-123,187	-8,964	29,086	10,004	5,102	5,153	5,204	5,257	5,309
2) Percentage Change	-1.2	-20.4	-1.9	6.2	2.0	1.0	1.0	1.0	1.0	1.0
o Change in Revenue Vehicle Miles - City Service										
1) Absolute Amount	-10,830	-5,178	-8,279	47,227	--	--	--	--	--	--
2) Percentage Change	-1.4	-0.7	-1.1	6.2	--	--	--	--	--	--
o Change in Revenue Vehicle Miles - County Service										
1) Absolute Amount	-42,236	-20,140	-7,087	31,422	--	--	--	--	--	--
2) Percentage Change	-5.7	-2.9	-1.0	4.7	--	--	--	--	--	--
o Change in Revenue Vehicle Hours - City Service										
1) Absolute Amount	-562	-487	238	2,666	--	--	--	--	--	--
2) Percentage Change	-0.9	-0.8	0.4	4.4	--	--	--	--	--	--
o Change in Revenue Vehicle Hours - County Service										
1) Absolute Amount	-3,693	-1,240	-729	788	--	--	--	--	--	--
2) Percentage Change	-9.3	-3.5	-2.1	2.3	--	--	--	--	--	--
o Change in Buses in Active Fleet										
1) Absolute Amount	1	-5	--	-1	--	--	-3	--	--	--
2) Percentage Change	2.9	-13.9	--	-3.2	--	--	-10.0	--	--	--
o Change in Total Employees										
1) Absolute Amount	-5	1	--	--	--	--	--	--	--	--
2) Percentage Change	-7.8	1.7	--	--	--	--	--	--	--	--

^a Excluding depreciation.

Source: City of Waukesha Metro Transit and SEWRPC.

(This page intentionally left blank)

Appendix G

ASSESSMENT OF THE IMPACTS OF THE REGIONAL TRANSPORTATION IMPROVEMENT PROGRAM ON MINORITY AND LOW-INCOME POPULATIONS IN SOUTHEASTERN WISCONSIN

The regional transportation improvement program (TIP) lists the public transit, transportation systems and demand management, and arterial street and highway projects which each level and unit of government—State, county, and municipal—has programmed for implementation in Southeastern Wisconsin in the years 2013 through 2016.

Estimates of the magnitude and location of the minority and low-income populations in the Region may be obtained from data available from the most recent year 2010 decennial U.S. Census of Population. Based upon the year 2010 Census, the magnitude and location of minority populations in the Region are shown in Maps G-1 through G-6 and in Table G-1. The magnitude and location of the low-income population within Southeastern Wisconsin, based upon the 2008-2010 U.S. Census American Community Survey, is shown on Map G-7 and summarized in Table G-2. The low-income population was defined as families with income below federally-defined poverty levels.

The minority population utilizes public transit more than the white population of the Region, although the automobile is by far the dominant mode of travel for the minority population. The mode of travel reported in the year 2008-2010 U.S. Census American Community Survey for travel to and from work for minority and white populations of the Region is shown—as such information is available for the categories of race—on Table G-3. In Milwaukee County, between 3 and 13 percent of the minority population uses public transit to travel to and from work, with the highest proportion—13 percent—by the African-American population. Only about 4 percent of the white population uses public transit for work travel. However, in Milwaukee County, minority populations use the automobile for 82 to 89 percent of their travel to and from work. This compares to 88 percent of the white population. Data is not available for mode of travel for trips other than work within Southeastern Wisconsin by race and ethnicity. Data for all urban areas in the State of Wisconsin is available from the 2009 National Household travel survey and shows a similar pattern as for work trips in Southeastern Wisconsin. The Wisconsin urban area minority population utilizes public transit for more of its travel across all types of trips—8 percent—compared to the Wisconsin urban area white population—less than one percent. Automobile travel is the dominant mode of travel for all trips by both the Wisconsin urban area minority population—76 percent—and white population—86 percent, as is the case for Southeastern Wisconsin travel for work purposes. The minority population represents a greater proportion of total transit ridership than it does of total population, as shown in Table G-4.

The County-to-County commuting patterns of the minority and white populations in the Region are very similar, as shown in Table G-5.

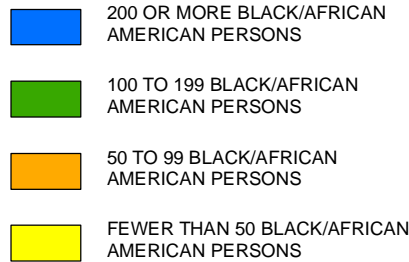
Figure G-1 displays the expenditures in the first year of the TIP by project category:

- Highway Preservation: Resurfacing, reconstruction, and other projects which result in little or no increase in the traffic-carrying capacity of the existing street system, but which are necessary to maintain existing capacity and structural adequacy of the arterial facility for which the project is proposed. These projects may also include modernization of the existing arterial facility by addressing safety and other concerns.
- Highway Improvement: Projects which involve roadway reconstruction, and include in the reconstruction an increase in the traffic carrying capacity of the existing arterial highway system, typically through the addition of traffic lanes.

Map G-1

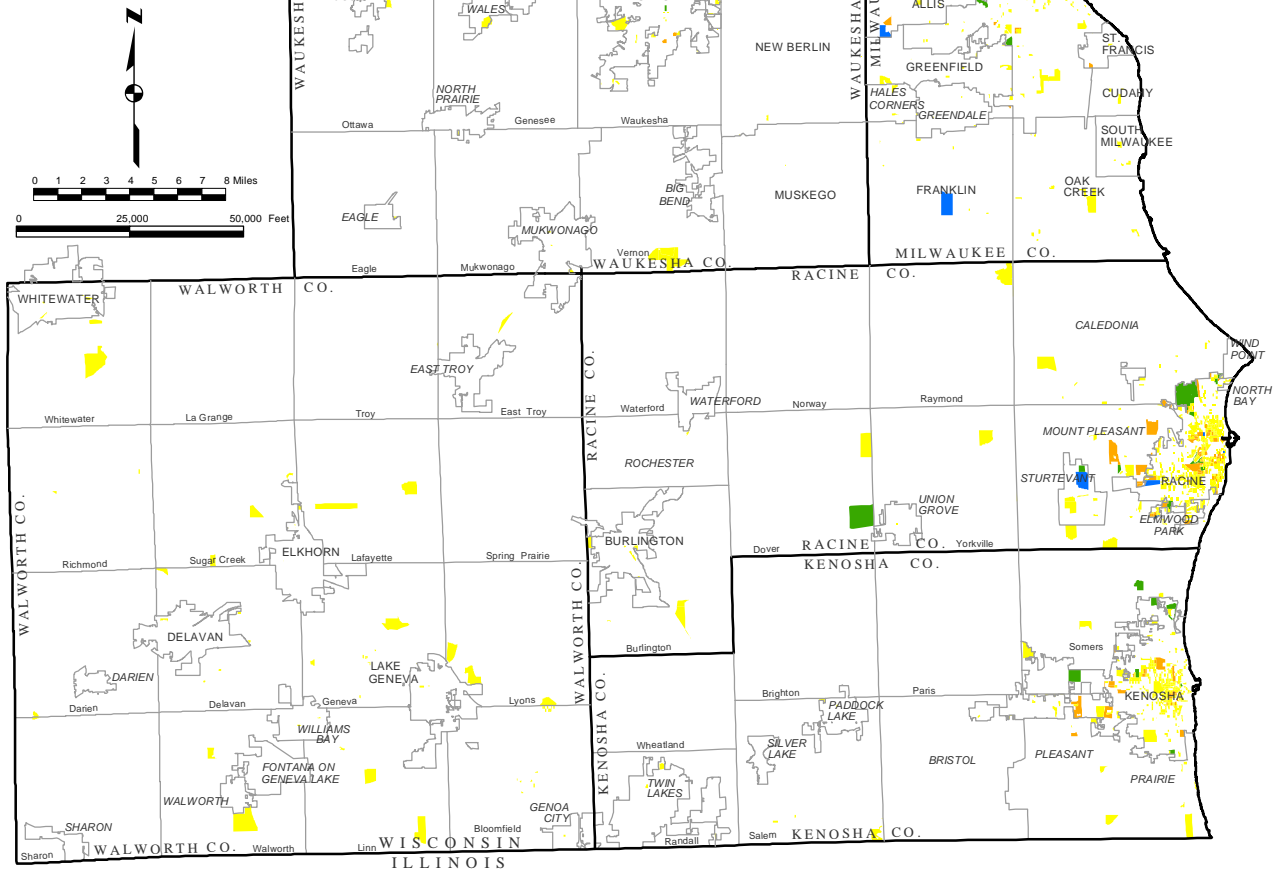
CONCENTRATIONS OF BLACK/AFRICAN AMERICAN PERSONS WITHIN SOUTHEASTERN WISCONSIN: 2010

CENSUS BLOCKS WHEREIN BLACK/AFRICAN AMERICAN POPULATION EXCEEDS THE AVERAGE REGIONAL PERCENTAGE OF 15.8 PERCENT OF PERSONS OF BLACK/AFRICAN AMERICAN RACE ALONE OR BLACK/AFRICAN AMERICAN AND ANOTHER RACE



NOTE:
AREAS IN WHITE ARE COMPRISED OF CENSUS BLOCKS WHEREIN THE BLACK/AFRICAN AMERICAN POPULATION IS LESS THAN OR EQUAL TO THE REGIONAL PERCENTAGE OF 15.8 PERCENT.

NOTE:
MINORITY CONCENTRATIONS IN THE CITY OF FRANKLIN IN MILWAUKEE COUNTY, THE VILLAGE OF STURTEVANT AND TOWN OF DOVER IN RACINE COUNTY, AND THE TOWN OF DELAFIELD IN WAUKESHA COUNTY ARE ATTRIBUTABLE TO CORRECTIONAL INSTITUTIONS IN THOSE LOCATIONS.

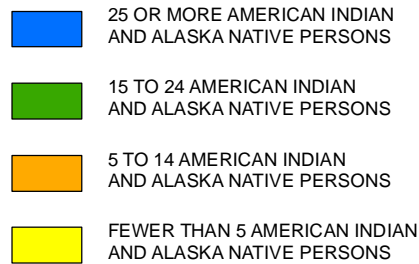


Source: U.S. Bureau of the Census and SEWRPC.

Map G-2

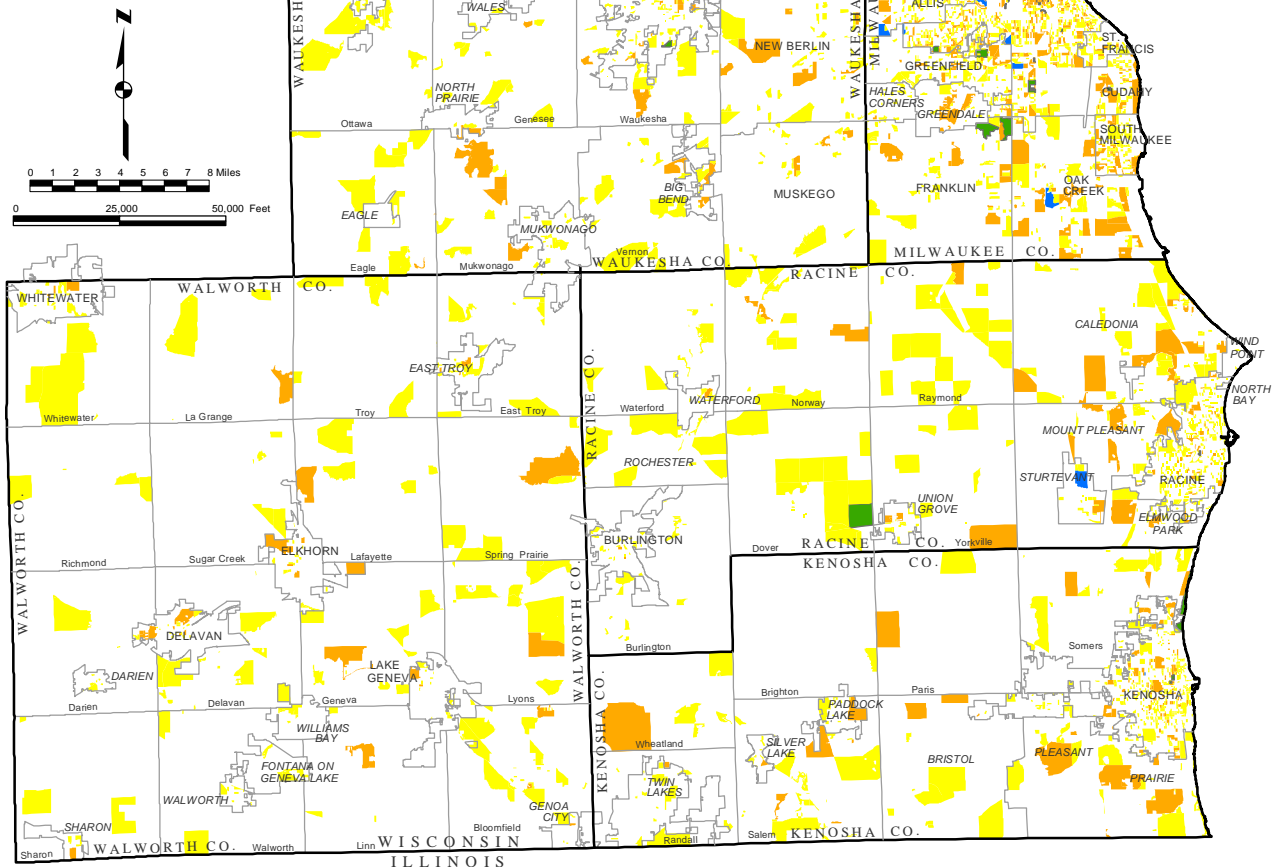
CONCENTRATIONS OF AMERICAN INDIAN AND ALASKA NATIVE PERSONS WITHIN SOUTHEASTERN WISCONSIN: 2010

CENSUS BLOCKS WHEREIN AMERICAN INDIAN AND ALASKA NATIVE POPULATION EXCEEDS THE AVERAGE REGIONAL PERCENTAGE OF 1.1 PERCENT OF PERSONS OF AMERICAN INDIAN/ ALASKA NATIVE RACE ALONE OR AMERICAN INDIAN/ ALASKA NATIVE AND ANOTHER RACE



NOTE: AREAS IN WHITE ARE COMPRISED OF CENSUS BLOCKS WHEREIN THE AMERICAN INDIAN AND ALASKA NATIVE POPULATION IS LESS THAN OR EQUAL TO THE REGIONAL PERCENTAGE OF 1.1 PERCENT.

NOTE: MINORITY CONCENTRATIONS IN THE THE VILLAGE OF STURTEVANT AND TOWN OF DOVER IN RACINE COUNTY ARE ATTRIBUTABLE TO CORRECTIONAL INSTITUTIONS IN THOSE LOCATIONS.

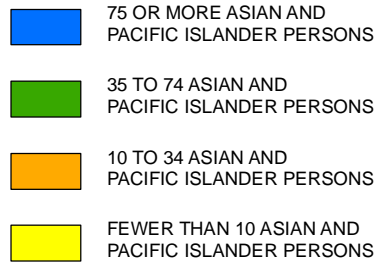


Source: U.S. Bureau of the Census and SEWRPC.

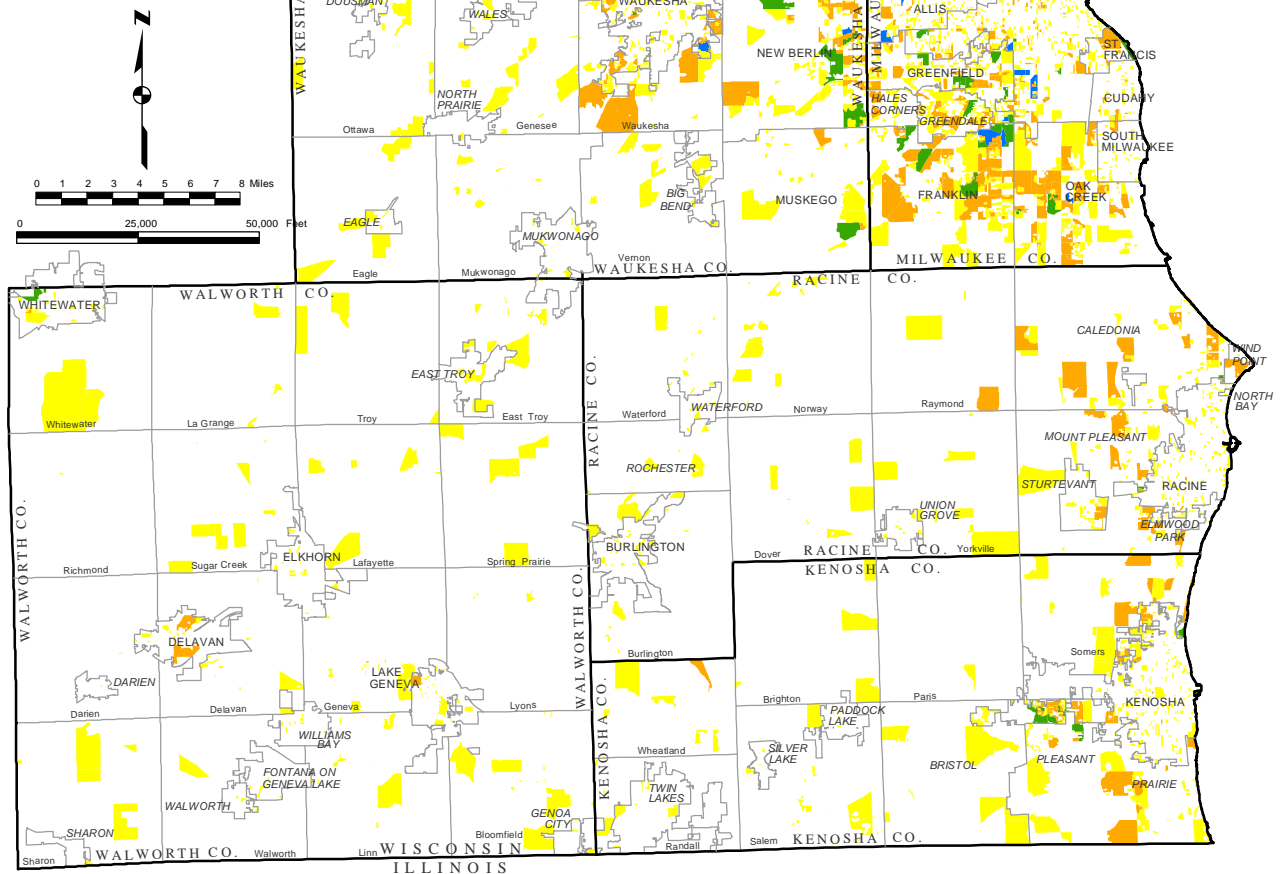
Map G-3

CONCENTRATIONS OF ASIAN AND PACIFIC ISLANDER PERSONS WITHIN SOUTHEASTERN WISCONSIN: 2010

CENSUS BLOCKS WHEREIN
ASIAN AND PACIFIC ISLANDER
POPULATION EXCEEDS THE AVERAGE
REGIONAL PERCENTAGE OF 3.1 PERCENT
OF PERSONS OF ASIAN/PACIFIC ISLANDER
RACE ALONE OR ASIAN/PACIFIC ISLANDER
AND ANOTHER RACE



NOTE:
AREAS IN WHITE ARE COMPRISED
OF CENSUS BLOCKS WHEREIN THE
ASIAN AND PACIFIC ISLANDER
POPULATION IS LESS THAN
OR EQUAL TO THE REGIONAL
PERCENTAGE OF 3.1 PERCENT.

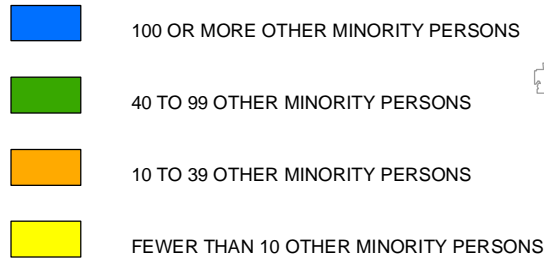


Source: U.S. Bureau of the Census and SEWRPC.

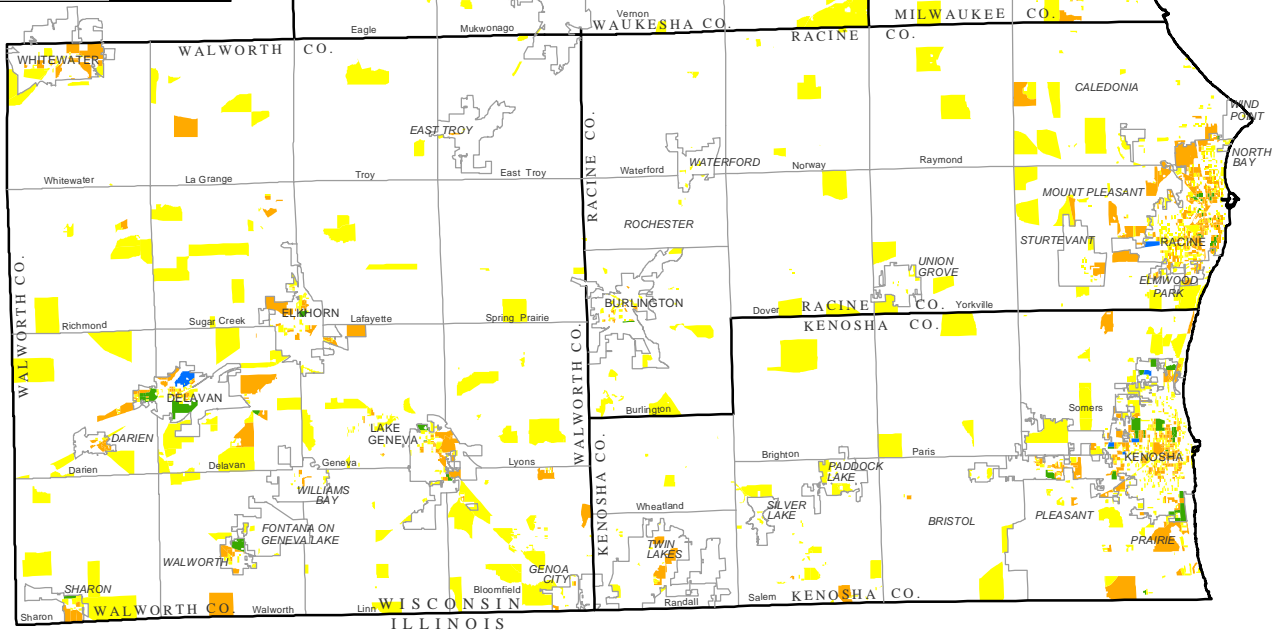
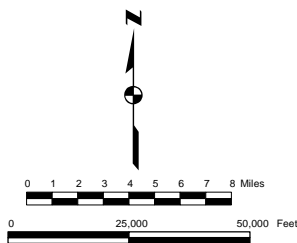
Map G-4

**CONCENTRATIONS OF
OTHER MINORITY PERSONS
WITHIN SOUTHEASTERN WISCONSIN: 2010**

CENSUS BLOCKS WHEREIN
OTHER MINORITY POPULATION
EXCEEDS THE AVERAGE REGIONAL
PERCENTAGE OF 4.5 PERCENT



NOTE:
AREAS IN WHITE ARE COMPRISED
OF CENSUS BLOCKS WHEREIN THE
OTHER MINORITY POPULATION IS
LESS THAN OR EQUAL TO THE
REGIONAL PERCENTAGE OF 4.5
PERCENT.

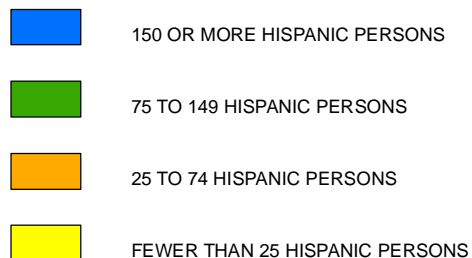


Source: U.S. Bureau of the Census and SEWRPC.

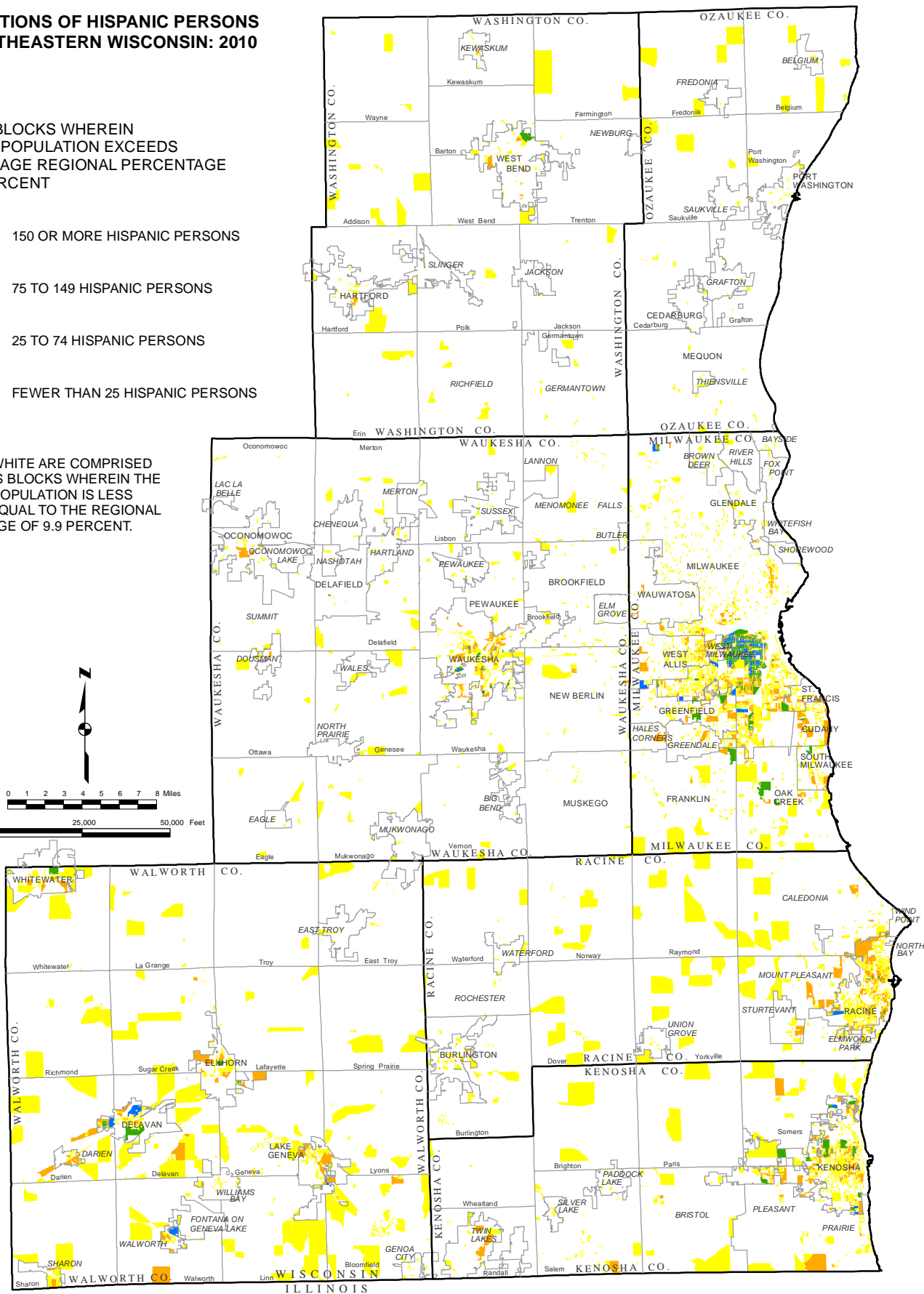
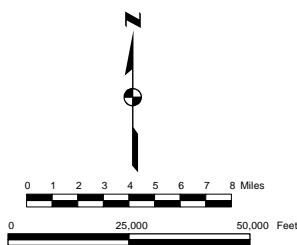
Map G-5

**CONCENTRATIONS OF HISPANIC PERSONS
WITHIN SOUTHEASTERN WISCONSIN: 2010**

CENSUS BLOCKS WHEREIN
HISPANIC POPULATION EXCEEDS
THE AVERAGE REGIONAL PERCENTAGE
OF 9.9 PERCENT



NOTE:
AREAS IN WHITE ARE COMPRISED
OF CENSUS BLOCKS WHEREIN THE
HISPANIC POPULATION IS LESS
THAN OR EQUAL TO THE REGIONAL
PERCENTAGE OF 9.9 PERCENT.



Source: U.S. Bureau of the Census and SEWRPC.

Map G-6

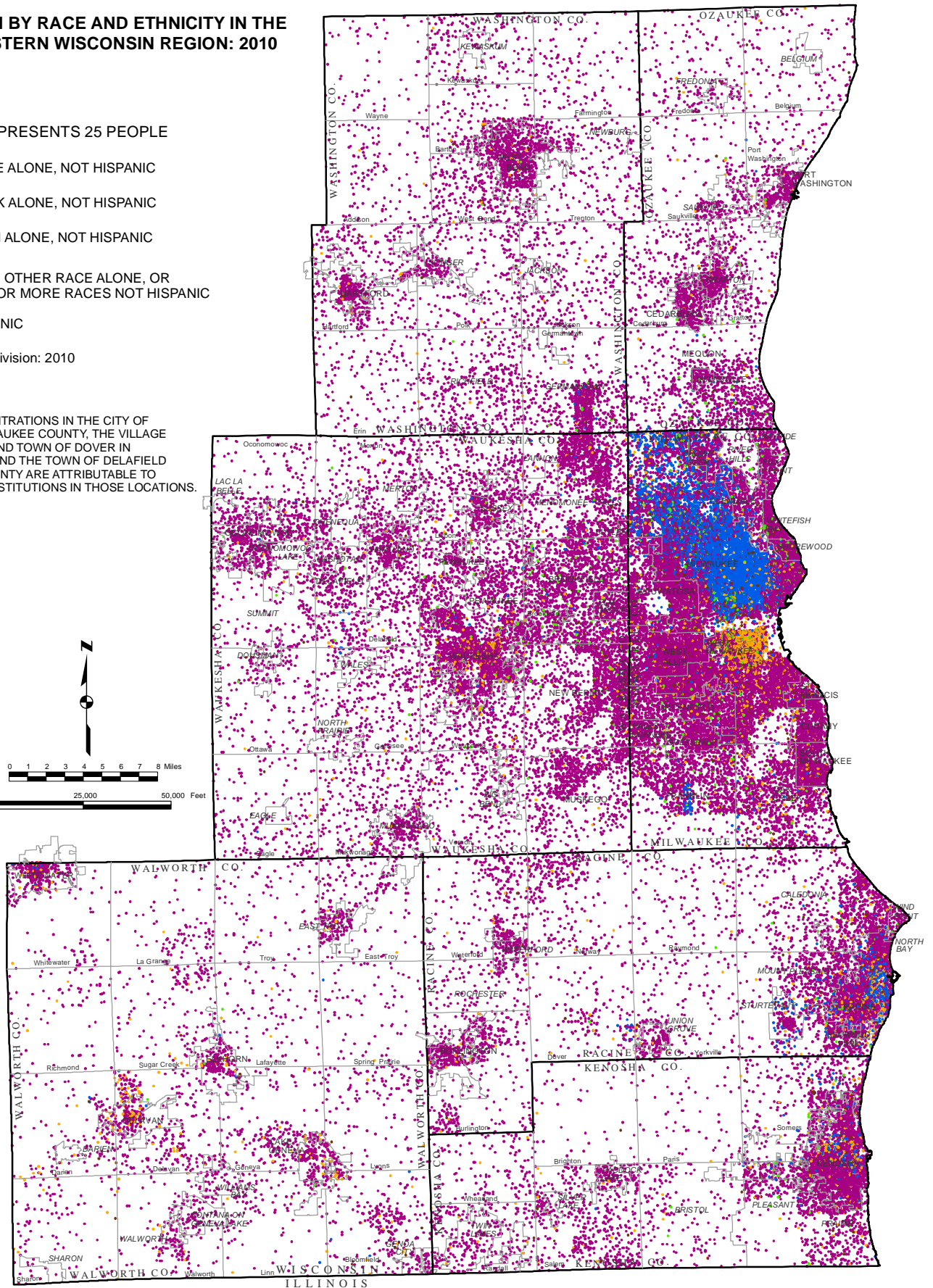
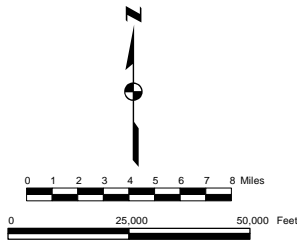
**POPULATION BY RACE AND ETHNICITY IN THE
SOUTHEASTERN WISCONSIN REGION: 2010**

1 DOT REPRESENTS 25 PEOPLE

- WHITE ALONE, NOT HISPANIC
- BLACK ALONE, NOT HISPANIC
- ASIAN ALONE, NOT HISPANIC
- SOME OTHER RACE ALONE, OR
TWO OR MORE RACES NOT HISPANIC
- HISPANIC

— Civil Division: 2010

NOTE:
MINORITY CONCENTRATIONS IN THE CITY OF
FRANKLIN IN MILWAUKEE COUNTY, THE VILLAGE
OF STURTEVANT AND TOWN OF DOVER IN
RACINE COUNTY, AND THE TOWN OF DELAFIELD
IN WAUKESHA COUNTY ARE ATTRIBUTABLE TO
CORRECTIONAL INSTITUTIONS IN THOSE LOCATIONS.



Source: U.S. Bureau of the Census and SEWRPC.

Table G-1

POPULATION BY RACE AND HISPANIC ETHNICITY IN THE REGION BY COUNTY: 2010

County	White alone, Non-Hispanic		Minority										Total Population
			Black/ African-American		American Indian and Alaska Native		Asian and Pacific Islander		Other Race		Hispanic		
	Number	Percent of Total	Number	Percent of Total	Number	Percent of Total	Number	Percent of Total	Number	Percent of Total	Number	Percent of Total	
Kenosha	129,892	78.0	13,336	8.0	1,849	1.1	3,549	2.1	9,160	5.5	19,592	11.8	166,426
Milwaukee	514,958	54.3	269,246	28.4	13,729	1.4	38,642	4.1	58,663	6.2	126,039	13.3	947,735
Ozaukee	80,689	93.4	1,518	1.8	467	0.5	1,957	2.3	597	0.7	1,956	2.3	86,395
Racine	145,414	74.4	24,471	12.5	1,806	0.9	2,898	1.5	11,363	5.8	22,546	11.5	195,408
Walworth	88,690	86.8	1,436	1.4	738	0.7	1,215	1.2	5,098	5.0	10,578	10.3	102,228
Washington	124,348	94.3	1,740	1.3	798	0.6	1,889	1.4	1,327	1.0	3,385	2.6	131,887
Waukesha	353,114	90.6	6,528	1.7	2,205	0.6	12,852	3.3	4,955	1.3	16,123	4.1	389,891
Region	1,437,105	71.1	318,275	15.8	21,592	1.1	63,002	3.1	91,163	4.5	200,219	9.9	2,019,970

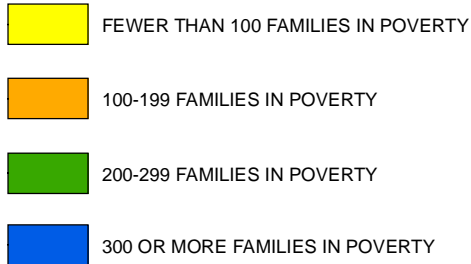
NOTE: As part of the 2010 Federal census, individuals could be reported as being of more than one race. In addition, persons of Hispanic ethnicity can be of any race or combination of races. The figures on this table indicate the number of persons reported as being white alone and non-Hispanic (non-minority) and those of a given minority race or Hispanic ethnicity (as indicated by the column heading), including those who were reported as that race exclusively and those who were reported as that race and one or more other races. Accordingly, the population figures by race and Hispanic ethnicity sum to more than the total population for each County and the Region.

Source: U.S. Bureau of the Census and SEWRPC.

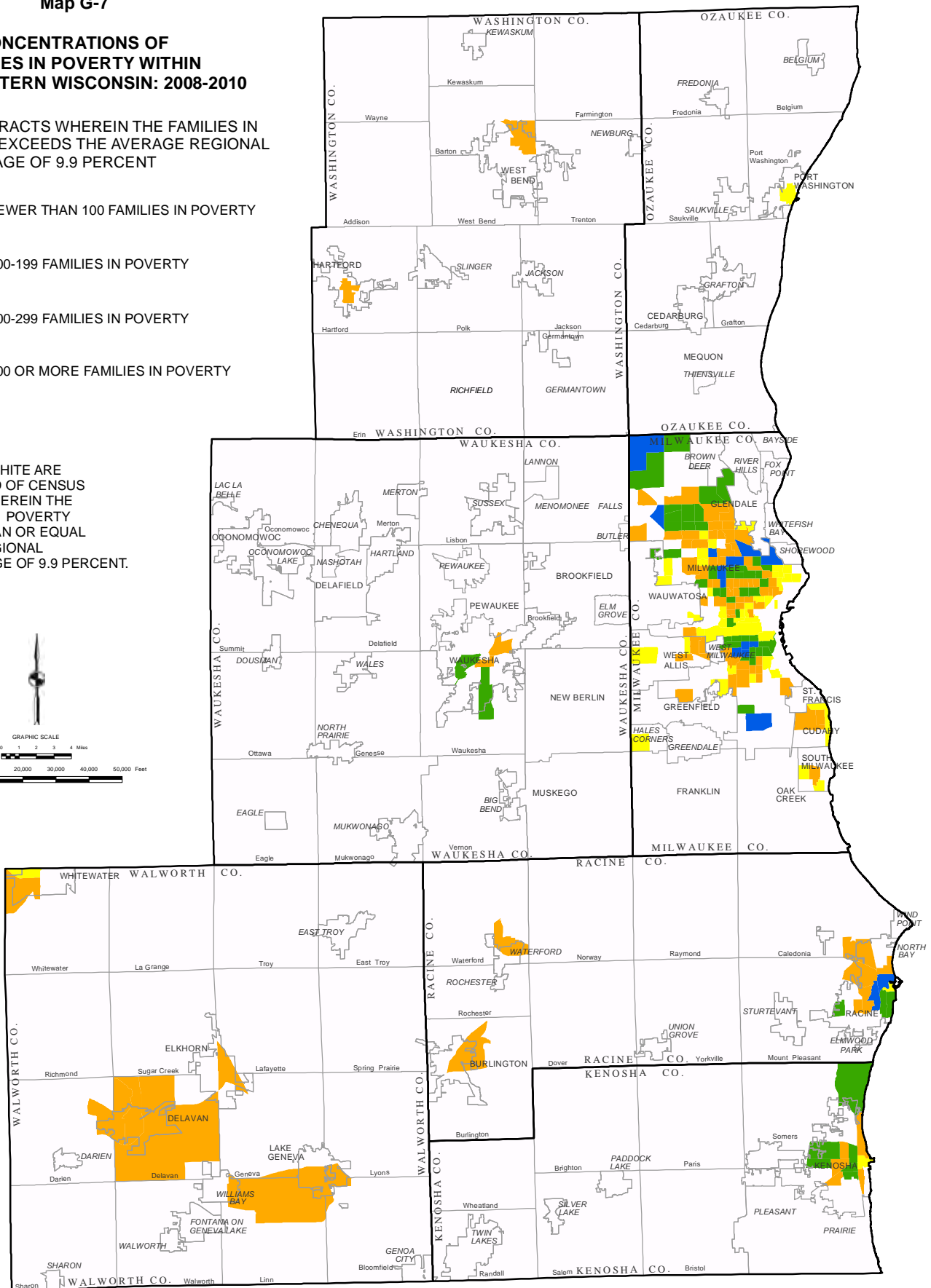

Map G-7

**CONCENTRATIONS OF
FAMILIES IN POVERTY WITHIN
SOUTHEASTERN WISCONSIN: 2008-2010**

CENSUS TRACTS WHEREIN THE FAMILIES IN
POVERTY EXCEEDS THE AVERAGE REGIONAL
PERCENTAGE OF 9.9 PERCENT



NOTE:
AREAS IN WHITE ARE
COMPRISED OF CENSUS
TRACTS WHEREIN THE
FAMILIES IN POVERTY
IS LESS THAN OR EQUAL
TO THE REGIONAL
PERCENTAGE OF 9.9 PERCENT.



Source: U.S. Bureau of the Census American Community Survey, and SEWRPC.

Table G-2

**FAMILIES WITH INCOME BELOW THE POVERTY
LEVEL IN THE REGION BY COUNTY: 2008-2010**

County	Total Families	Families with Income Below the Poverty Level	
		Number	Percent of Total Population
Kenosha	42,124	3,960	9.4
Milwaukee	217,434	34,211	15.7
Ozaukee	24,488	610	2.5
Racine	49,956	4,420	8.8
Walworth	26,753	2,116	7.9
Washington	37,577	1,264	3.4
Waukesha	109,727	3,674	3.3
Region	508,059	50,255	9.9

Source: U.S. Bureau of the Census American Community Survey, and SEWRPC.

**POVERTY THRESHOLDS BY SIZE OF FAMILY AND
NUMBER OF CHILDREN UNDER 18 YEARS OF AGE: 2010 AVERAGE**

Size of Family Unit	Related Children Under 18 Years								
	None	One	Two	Three	Four	Five	Six	Seven	Eight or More
One person (unrelated individual)									
Under 65 years	\$11,255	--	--	--	--	--	--	--	--
65 years and over	10,374	--	--	--	--	--	--	--	--
Two persons									
Householder under 65 years	14,484	\$14,910	--	--	--	--	--	--	--
Householder 65 years and over	13,076	14,854	--	--	--	--	--	--	--
Three persons	16,922	17,413	\$17,428	--	--	--	--	--	--
Four Persons	22,312	22,676	21,938	\$22,014	--	--	--	--	--
Five Persons	26,907	27,297	26,463	25,815	\$25,420	--	--	--	--
Six Persons	30,948	31,069	30,430	29,816	28,905	\$28,365	--	--	--
Seven Persons	35,608	35,832	35,065	34,532	33,536	32,374	\$31,101	--	--
Eight Persons	39,826	40,178	39,454	38,821	37,922	36,783	35,592	\$35,292	--
Nine Persons or more	47,908	48,141	47,502	46,964	46,080	44,867	43,766	43,497	\$41,820

Source: U.S. Census Transportation Planning Package based on 2006-2008 American Community Survey data, and SEWRPC.

Table G-3

**DISTRIBUTION OF EMPLOYED PERSONS BY COUNTY OF RESIDENCE,
RACE, AND MODE OF TRAVEL TO WORK: 2008-2010**

Race	Mode of Travel	County of Residence						
		Kenosha	Milwaukee	Ozaukee	Racine	Walworth	Washington	Waukesha
White alone, NonHispanic	Drive alone	85.2	79.7	83.8	86.5	80.7	85.8	86.5
	Carpool	8.2	8.4	6.2	7.0	8.5	7.3	6.6
	Bus	1.0	3.6	0.4	0.9	0.7	0.4	0.5
	Other	3.0	5.6	4.2	2.8	4.8	3.0	2.1
	Work at Home	2.6	2.7	5.4	2.8	5.3	3.5	4.3
	Total	100.0	100.0	100.0	100.0	100.0	100.0	100.0
Black or African American alone	Drive alone	84.0	69.6	N/A	70.8	N/A	N/A	71.6
	Carpool	6.4	12.5	N/A	17.9	N/A	N/A	16.2
	Bus	5.3	12.6	N/A	5.8	N/A	N/A	3.9
	Other	2.2	3.0	N/A	4.1	N/A	N/A	6.3
	Work at Home	2.1	2.3	N/A	1.4	N/A	N/A	2.0
	Total	100.0	100.0	N/A	100.0	N/A	N/A	100.0
Asian alone	Drive alone	N/A	75.4	N/A	N/A	N/A	N/A	83.0
	Carpool	N/A	14.4	N/A	N/A	N/A	N/A	12.3
	Bus	N/A	3.4	N/A	N/A	N/A	N/A	1.2
	Other	N/A	5.0	N/A	N/A	N/A	N/A	1.3
	Work at Home	N/A	1.8	N/A	N/A	N/A	N/A	2.2
	Total	N/A	100.0	N/A	N/A	N/A	N/A	100.0
Other race alone or two or more races	Drive alone	N/A	69.1	N/A	76.6	N/A	N/A	80.8
	Carpool	N/A	19.2	N/A	15.5	N/A	N/A	8.2
	Bus	N/A	6.2	N/A	1.1	N/A	N/A	0.6
	Other	N/A	4.0	N/A	6.8	N/A	N/A	5.5
	Work at Home	N/A	1.5	N/A	0.0	N/A	N/A	4.9
	Total	N/A	100.0	N/A	100.0	N/A	N/A	100.0
Hispanic	Drive alone	81.6	66.7	57.7	77.9	68.4	N/A	80.7
	Carpool	11.8	22.1	5.7	17.4	19.5	N/A	8.7
	Bus	1.7	5.8	1.5	1.5	0.6	N/A	3.1
	Other	1.6	3.9	25.0	2.9	9.8	N/A	2.4
	Work at Home	3.3	1.5	10.1	0.3	1.7	N/A	5.1
	Total	100.0	100.0	100.0	100.0	100.0	N/A	100.0

Source: U.S. Bureau of the Census American Community Survey, and SEWRPC.

Table G-4

**COMPARISON OF THE PERCENTAGES
OF MINORITY POPULATIONS AND MINORITY POPULATION TRANSIT RIDERSHIP
IN MILWAUKEE AND WAUKESHA COUNTIES, AND THE CITIES OF KENOSHA, RACINE, AND WAUKESHA**

Location of Transit Operations	Year 2000 Percent Minority Population	Year 2001 Percent Minority Transit Ridership
Milwaukee County.....	38	59
Waukesha County.....	6	12
City of Kenosha.....	21	30
City of Racine.....	37	52
City of Waukesha.....	13	22

Source: U.S. Census Bureau and SEWRPC

Table G-5

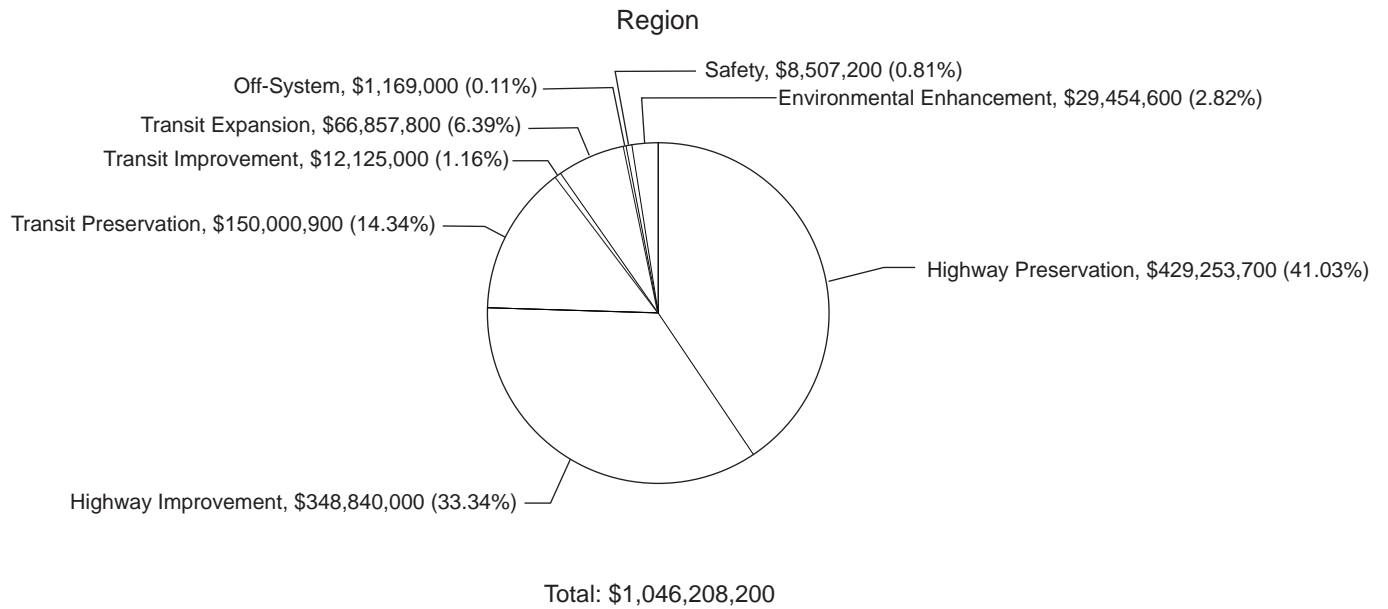
**PERCENTAGE DISTRIBUTION OF EMPLOYED REGION RESIDENTS
BY COUNTY OF RESIDENCE, COUNTY OF WORK, AND RACE: 2006-2008**

Race	County of Residence	County of Work								Total
		Kenosha	Milwaukee	Ozaukee	Racine	Walworth	Washington	Waukesha	Other	
Total Minority	Kenosha	59.3	4.2	0.0	6.7	0.0	0.0	0.6	29.2	100.0
	Milwaukee	0.2	84.5	2.0	0.7	0.1	1.1	10.3	1.1	100.0
	Ozaukee	0.2	39.7	51.9	0.0	0.0	1.1	4.6	2.5	100.0
	Racine	8.8	11.0	0.1	73.7	0.5	0.0	1.7	4.2	100.0
	Walworth	3.1	3.4	0.0	3.4	73.3	0.0	2.3	14.5	100.0
	Washington	0.0	27.3	11.2	0.0	0.0	41.4	19.0	1.1	100.0
	Waukesha	0.4	31.7	0.7	1.2	0.2	1.0	62.9	1.9	100.0
White	Kenosha	52.8	4.6	0.1	10.2	1.3	0.0	1.4	29.6	100.0
	Milwaukee	0.5	79.6	1.6	1.5	0.3	1.0	14.4	1.1	100.0
	Ozaukee	0.2	33.0	51.4	0.2	0.1	4.8	6.6	3.7	100.0
	Racine	7.1	17.9	0.1	63.7	1.8	0.2	6.1	3.1	100.0
	Walworth	2.9	5.9	0.0	3.9	61.6	0.1	7.8	17.8	100.0
	Washington	0.2	20.5	6.7	0.3	0.0	50.4	18.3	3.6	100.0
	Waukesha	0.3	30.7	0.9	0.9	0.8	1.7	62.1	2.6	100.0

Source: U.S. Census Transportation Planning Package based on 2006-2008 American Community Survey data, and SEWRPC.

Figure G-1

**DISTRIBUTION OF EXPENDITURES IN 2013 OF THE
2013 THROUGH 2016 TRANSPORTATION IMPROVEMENT PROGRAM BY PROJECT CATEGORY**



Note: For the year 2013, no expenditures are expected to be incurred for highway expansion projects.

- Highway Expansion: Projects which increase the capacity of the arterial highway system through development of new arterial streets or highways.
- Transit Preservation: Projects which are necessary to maintain the current quality and level of service on the existing transit system.
- Transit Improvement: Projects which improve the quality and level of service on the existing transit system.
- Transit Expansion: Projects which either expand the existing transit system or create new transit systems or subsystems.
- Highway Safety: Projects designed to improve or eliminate existing unsafe conditions, and are candidates for special federal safety program funding.
- Environmental Enhancement: Projects which do not affect highway system operation or capacity, and have the objective of encouraging alternative modes of travel, and reducing air, noise, or visual pollution.
- Highway Off-System: Projects on streets or highways which are not on the arterial street and highway system and are candidates for special federal funding.

Of the total \$1.05 billion in programmed expenditures in the year 2013 by local and State government, approximately \$778 million or 74 percent are for arterial street and highway system projects and \$229 million or 22 percent are for the public transit system. The bulk of the public transit expenditures, \$150 million or 66 percent, are for system preservation, or maintaining existing services. The remainder of public transit expenditures—\$12 million or 5 percent and \$69 million or 31 percent—is for transit system improvement (principally the three Milwaukee County express bus routes) and transit system expansion (principally the City of Milwaukee streetcar project), respectively. Map G-8 shows the existing routes and service areas for the public transit systems in Southeastern Wisconsin. The transit preservation activities programmed in the 2013-2016 TIP are intended to maintain the extent and level of service of these transit systems. Comparison of the existing transit systems to the locations of minority and low-income populations indicates that most, but not all, of the existing transit services serve the principal concentrations of minority and low-income populations of Southeastern Wisconsin. Map G-9 shows the programmed transit improvement and transit expansion projects for the years 2013 through 2016. The programmed transit system expansion projects consist of the City of Milwaukee and City of Kenosha streetcar projects. The streetcar projects are located near, but not within, areas of minority and low-income populations. The City of Milwaukee streetcar project is funded with Federal Highway Administration (FHWA) Interstate Cost Estimate (ICE) funds which were flexed to transit use, and the City of Kenosha streetcar project was funded with FHWA Congestion Mitigation and Air Quality Improvement program (CMAQ) funds which were flexed to transit use. The transit improvement projects involve three express bus routes for the Milwaukee County transit system initiated at the beginning of 2012. The operation of these express bus routes are being funded with FHWA CMAQ funds flexed to transit use for the years 2012 and 2013. These express bus routes are mostly located within minority and low-income populations, or provide access for these populations to major activity centers, such as the General Mitchell International Airport, the University of Wisconsin-Milwaukee campus, and the Bay Shore Shopping Center.

About 55 percent or \$429 million of the arterial highway system expenditures are for highway preservation (resurfacing and reconstruction). The remaining 45 percent or \$349 million are for highway improvement projects, typically involving the arterial reconstruction projects which include additional traffic lanes. About 87 percent or \$304 million of the programmed expenditures for highway improvement projects is programmed for two freeway reconstruction projects—the reconstruction of IH 94 in Kenosha, Racine, and Milwaukee Counties from the Wisconsin-Illinois Stateline to the Mitchell Interchange in Milwaukee County and the reconstruction of the Zoo Interchange. The implementation of

Map G-8

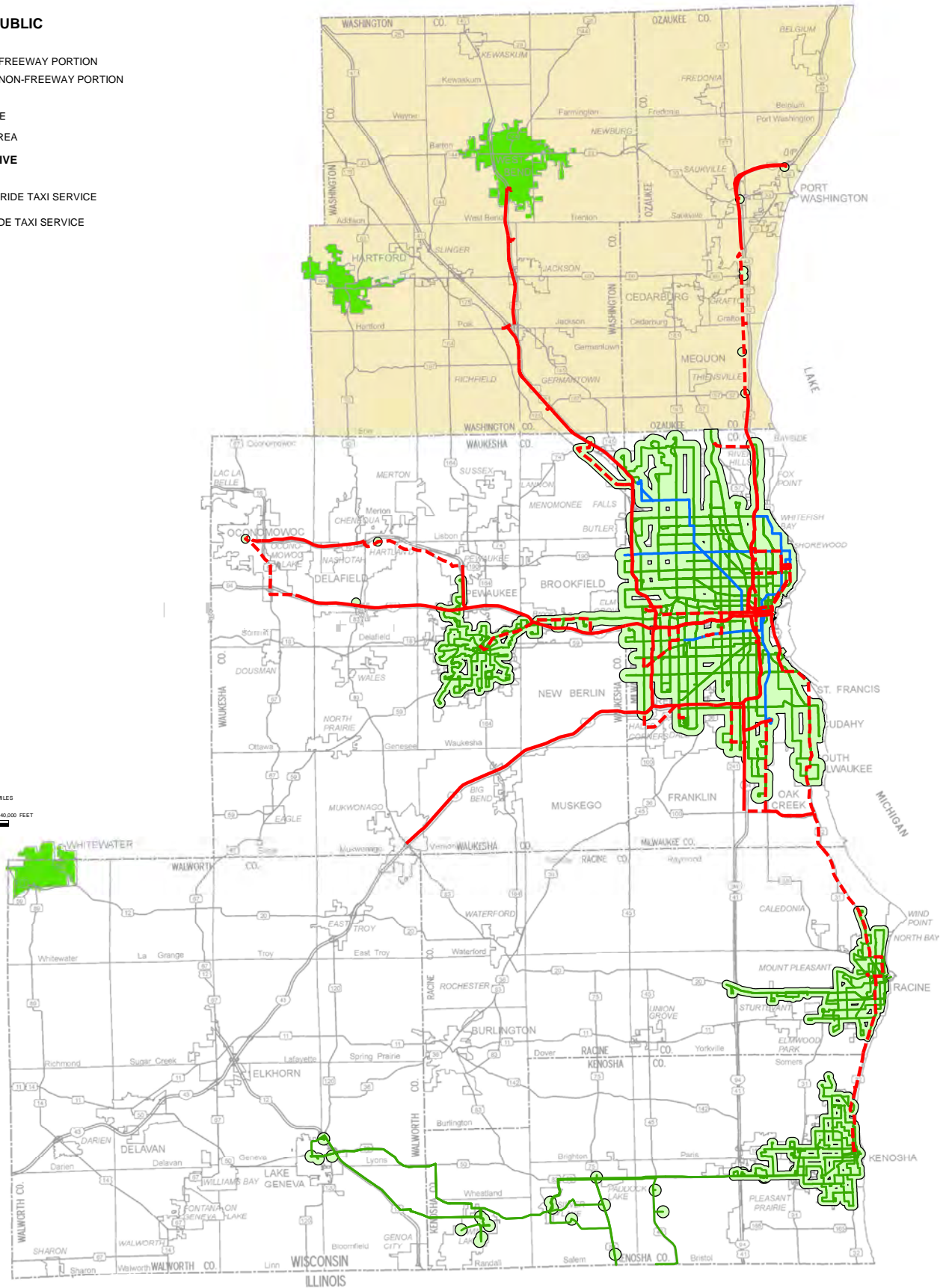
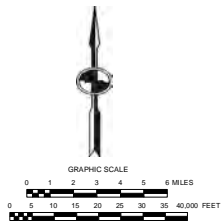
EXISTING PUBLIC TRANSIT SERVICE WITHIN THE SOUTHEASTERN WISCONSIN REGION: 2012

LOCAL FIXED-ROUTE PUBLIC TRANSIT SERVICE





- RAPID BUS ROUTE - FREEWAY PORTION
- - - RAPID BUS ROUTE - NON-FREWAY PORTION
- LOCAL BUS ROUTE
- EXPRESS BUS ROUTE
- TRANSIT SERVICE AREA

LOCAL DEMAND-RESPONSIVE PUBLIC TRANSIT SERVICE

- MUNICIPAL SHARED-RIDE TAXI SERVICE
- COUNTY SHARED-RIDE TAXI SERVICE



**COMPARISON OF LOCATION OF CONCENTRATIONS OF TOTAL MINORITY PERSONS
WITHIN SOUTHEASTERN WISCONSIN TO THE TRANSIT IMPROVEMENT AND
EXPANSION PROJECTS PROGRAMMED FOR THE YEARS 2013 THROUGH 2016**

 200 OR MORE MINORITY PERSONS
 100 TO 199 MINORITY PERSONS
 50 TO 99 MINORITY PERSONS
 FEWER THAN 50 MINORITY PERSONS

**TRANSIT IMPROVEMENT AND EXPANSION PROJECTS
PROGRAMMED WITHIN YEARS 2013, 2014, 2015, AND 2016**

— NEW STREETCAR ROUTE
— EXPRESS BUS ROUTE



highway improvement projects with rare exception occurs when an existing facility requires reconstruction and the reconstruction includes a widening for additional traffic lanes. The majority of the cost for these projects is for the reconstruction of the existing roadway, and the additional traffic lanes may only represent about 10 to 20 percent of the project. For example, while the reconstruction of IH 94 from the Wisconsin-Illinois Stateline to the Mitchell Interchange represents about \$76 million, or 22 percent, of the programmed expenditures in 2013 for highway improvement projects, only about 10 to 15 percent of the costs of the project are due to its widening from six to eight lanes as part of the reconstruction¹.

Map G-10 shows the arterial street and highway system preservation, improvement, and expansion projects programmed for the years 2013 through 2016. Comparison of the programmed projects to the locations of minority and low-income populations indicates that there is a balance of programmed highway projects, located within and outside areas of minority and low-income populations. Also, projects which would significantly improve and expand arterial system capacity—such as widening of existing arterials with additional traffic lanes and the construction of new arterials—which may require the acquisition of right-of-way are not predominately located in areas of minority and low-income populations.

Map G-11 shows the bicycle and pedestrian facility projects programmed for the years 2013 through 2016. Review of the programmed projects indicates that there is a balance of projects located within and outside areas of minority and low-income population.

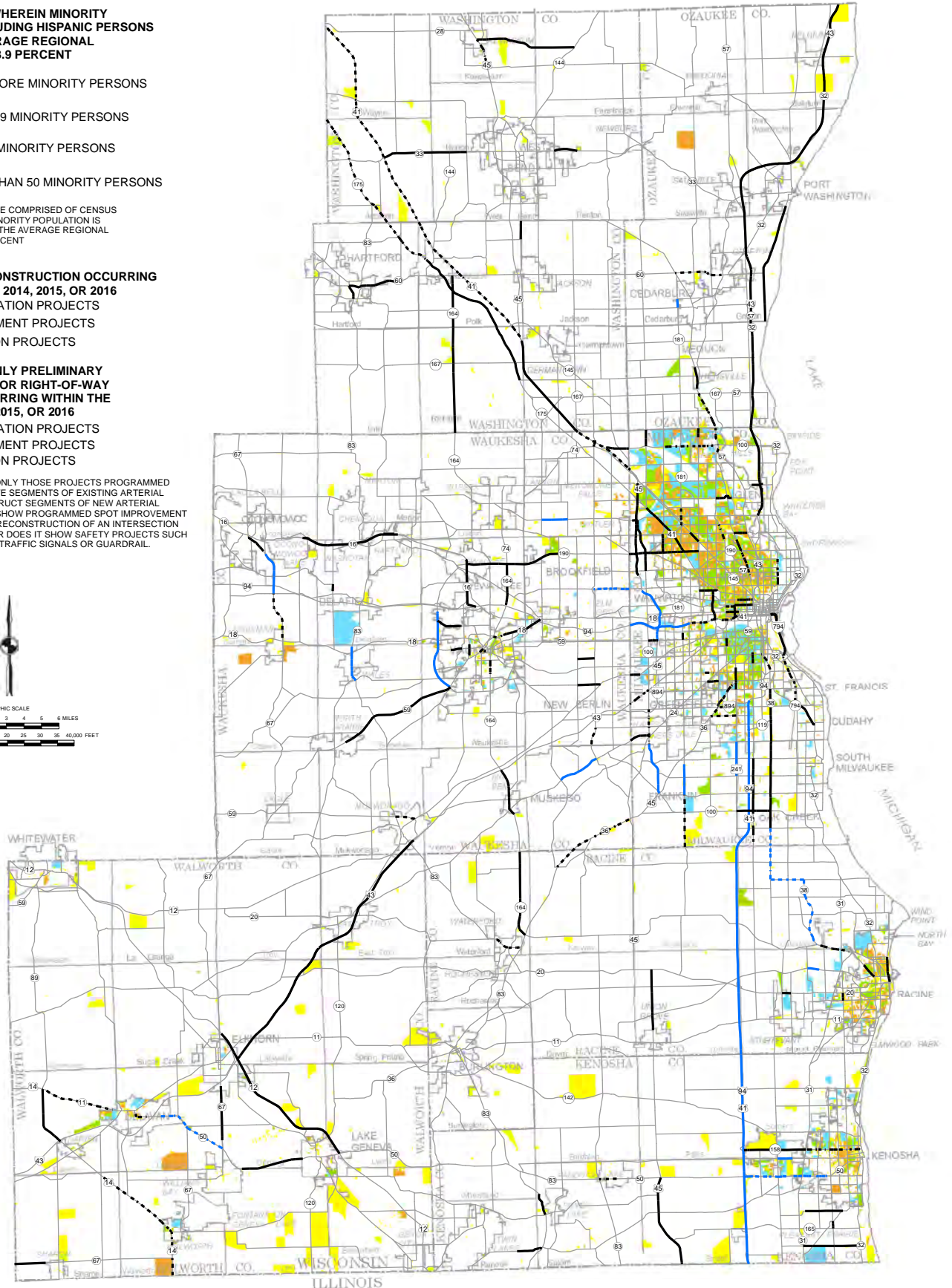
The programmed highway system expenditures of \$778 million in 2013 are capital projects. Arterial system annual operating and maintenance costs in 2013 would represent an estimated additional \$67 million. Public transit programmed expenditures of \$229 million include both capital and annual operating and maintenance costs. The programmed expenditures on public transit represent about 21 percent of total combined highway and transit expenditures when arterial system operating costs are included with capital costs. The 21 percent expenditure on public transit in 2013 substantially exceeds the percentage of travel—two percent—in the Region made on public transit, as well as the percentage of travel in the Region made by minority populations on public transit.

The year 2035 regional transportation plan was completed in 2006. A review of the plan, including an assessment of its implementation to date, was completed in 2010. This assessment reviewed plan implementation over the first four years, or 14 percent, of the plan's 29 year planning period. The assessment concluded that implementation was lagging somewhat across all modes, but some implementation had taken place with respect to each mode. Between 2006 and 2010, about 5 percent of the plan recommended arterial street and highway capacity improvement and expansion was implemented and about 9 percent of the plan recommended off-street bicycle and path system expansion was implemented. With respect to public transit, about a 7.5 percent expansion of public transit was proposed by 2010, and a decline of about 9 percent in fixed route transit service had occurred along with a 25 percent increase in demand-responsive transit service. Since 2010, Milwaukee County initiated three express bus route lines at the beginning of 2012 for the Milwaukee County transit system with \$19.1 million in Federal CMAQ funds. In addition, the City of Milwaukee downtown streetcar line which had received \$54.9 million in Federal Highway Administration (FHWA) Interstate Cost Estimate (ICE) funds is in final engineering and design.

Funding availability has affected implementation of both highway and transit projects. When funding lags, the implications for highways differs from transit as highway expenditures are largely capital expenditures and transit expenditures are largely operating expenditures. The effect on highways is a

¹ Similar programmed funding patterns exist for the full four years of the 2013-2016 TIP. \$2.44 billion or 76 percent of the total \$3.19 billion of 2013-2016 programmed funding is for highways (of which \$1.07 billion or 44 percent is system preservation, and the remaining \$1.37 billion or 56 percent is system improvement). \$657 million or 21 percent of the 2013-2016 programmed funding is for transit (of which \$590 million or 90 percent is transit preservation, and the remaining \$67 million or 10 percent is transit expansion).

**COMPARISON OF LOCATION OF CONCENTRATIONS OF TOTAL MINORITY PERSONS
WITHIN SOUTHEASTERN WISCONSIN TO THE HIGHWAY PRESERVATION, IMPROVEMENT, AND EXPANSION
PROJECTS PROGRAMMED FOR THE YEARS 2013 THROUGH 2016**



Map G-11

COMPARISON OF LOCATION OF CONCENTRATIONS OF TOTAL MINORITY PERSONS WITHIN SOUTHEASTERN WISCONSIN TO THE BICYCLE AND PEDESTRIAN PRESERVATION, IMPROVEMENT, AND EXPANSION PROJECTS PROGRAMMED FOR THE YEARS 2013 THROUGH 2016

CENSUS BLOCKS WHEREIN MINORITY
POPULATION, INCLUDING HISPANIC PERSONS
EXCEEDS THE AVERAGE REGIONAL
PERCENTAGE OF 28.9 PERCENT

- 200 OR MORE MINORITY PERSONS
- 100 TO 199 MINORITY PERSONS
- 50 TO 99 MINORITY PERSONS
- FEWER THAN 50 MINORITY PERSONS

NOTE: AREAS IN WHITE ARE COMPRISED OF CENSUS
BLOCKS WHEREIN THE MINORITY POPULATION IS
LESS THAN OR EQUAL TO THE AVERAGE REGIONAL
PERCENTAGE OF 28.9 PERCENT

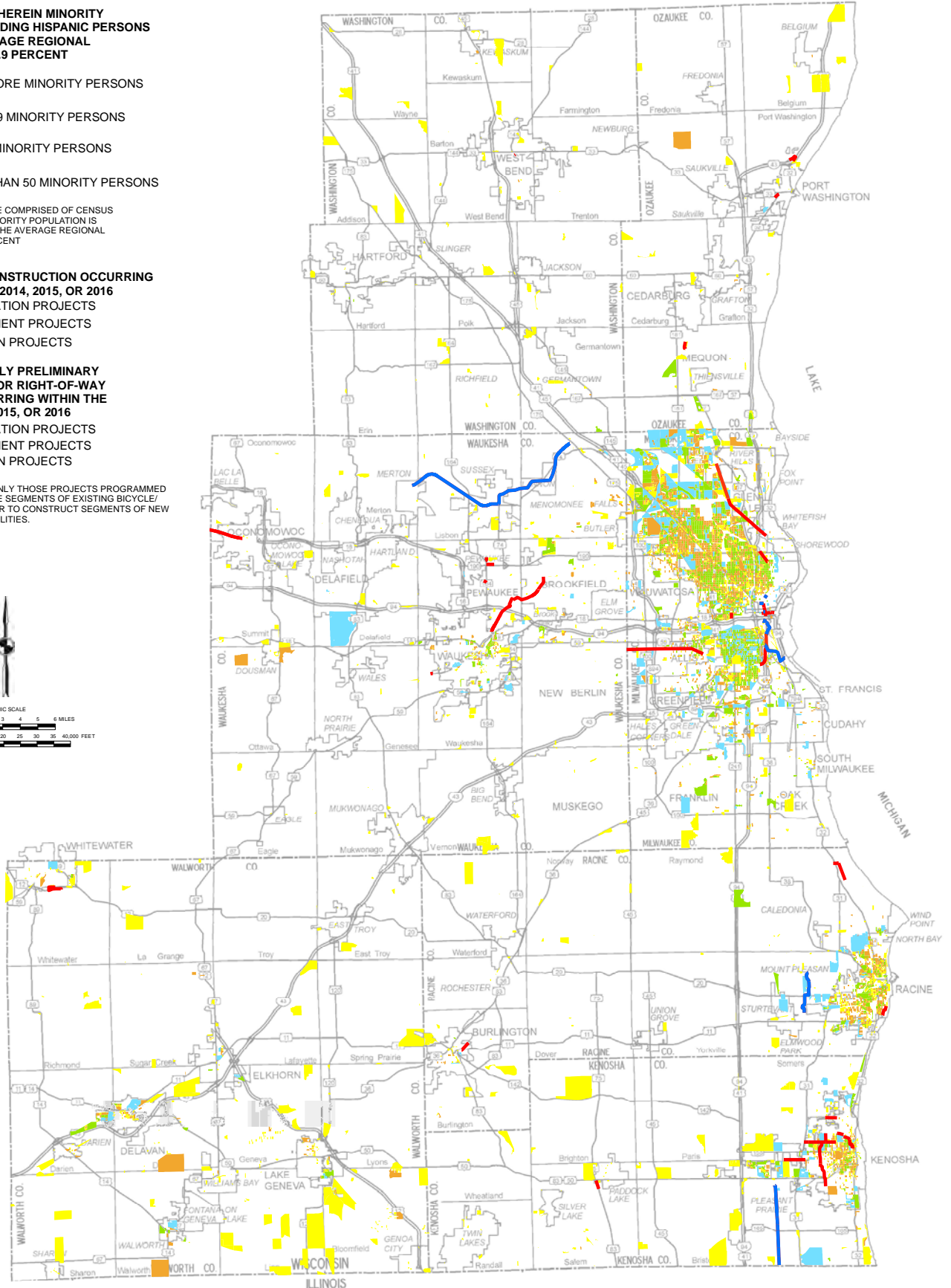

PROJECTS WITH CONSTRUCTION OCCURRING
IN THE YEARS 2013, 2014, 2015, OR 2016

- PRESERVATION PROJECTS
- IMPROVEMENT PROJECTS
- EXPANSION PROJECTS

PROJECTS WITH ONLY PRELIMINARY
ENGINEERING AND/OR RIGHT-OF-WAY
ACQUISITION OCCURRING WITHIN THE
YEARS 2013, 2014, 2015, OR 2016

- PRESERVATION PROJECTS
- IMPROVEMENT PROJECTS
- EXPANSION PROJECTS

NOTE: THIS MAP SHOWS ONLY THOSE PROJECTS PROGRAMMED
TO PRESERVE OR IMPROVE SEGMENTS OF EXISTING BICYCLE/
PEDESTRIAN FACILITIES, OR TO CONSTRUCT SEGMENTS OF NEW
BICYCLE/PEDESTRIAN FACILITIES.



deferral or delay in capital projects. The principal effect on transit is a lack of transit improvement and expansion, and reductions in transit service and passenger fare increases beyond the rate of inflation.

Transit operators in Southeastern Wisconsin are heavily dependent upon Federal and State operating funds, which typically represent about 70 to 80 percent of transit annual operating funding. Under Federal law, the use of Federal transit funds for operating funding is limited, particularly in the Milwaukee urbanized area. Transit operators are, and have been, making maximum use of all available Federal Transit Administration (FTA) funds for operating funding. While some Federal highway funds may be flexed, or transferred, to public transit, these funds are principally limited to capital funding. Transit operators have used FHWA funds flexed to transit use for capital projects, including FHWA CMAQ funds, FHWA Surface Transportation Program – Milwaukee Urbanized Area funds, and FHWA ICE funds. (The only FHWA funds which may be used for transit operating funding are CMAQ funds, and they may only be used for new or improved transit service and are limited to the first three years of such transit service). Making Federal highway funds available for operating funding, as well as increasing the level of Federal operating funding available for public transit, is dependent upon the actions of the U.S. Congress and President. With regards to State transit funding, the State Legislature and Governor establish the level of State funding available for public transit, and also establish whether regional transit authorities and dedicated local funding are permitted. State legislation for dedicated local funding was recently considered by the State Legislature and Governor, but was not enacted. Neither the Regional Planning Commission nor local government elected officials, the latter being the current operators of public transit, are enabled to make more Federal and State funding available for the operation of transit systems in Southeastern Wisconsin. While local government elected officials establish the level of local funding of public transit, as well as set the level of transit fares and establish improvement and expansion or reduction of transit service, their ability to replace Federal and State funds with local property taxes is limited by property tax levy caps established by the State.

* * *

APPENDIX H

SOUTHEASTERN WISCONSIN REGIONAL PLANNING COMMISSION SUMMARY OF RECORD OF PUBLIC INVOLVEMENT

A TRANSPORTATION IMPROVEMENT PROGRAM FOR SOUTHEASTERN WISCONSIN: 2013-2016

BACKGROUND AND CONTEXT

This appendix constitutes the formal record of public involvement in the preparation and review of the 2013 through 2016 transportation improvement program (TIP). The TIP was compiled by an interagency staff team drawn from the Wisconsin Department of Transportation, Southeast Region; the Milwaukee County Department of Public Works; the Milwaukee County Transit System; the City of Milwaukee; and the Regional Planning Commission. This staff team contacted local engineers, planners, and transit operators within the Region in an attempt to include all proposed State and local government transportation projects in the TIP. The TIP is reviewed by the Regional Planning Commission's Advisory Committees for Transportation System Planning and Programming for the Kenosha, Milwaukee, Racine, and Round Lake Beach urbanized areas. These committees are comprised of local elected and appointed officials and agency representatives responsible for transportation system improvement, operation, and maintenance within each urbanized area and also representatives of Federal and State transportation and environmental protection agencies. The TIP is reviewed by the Regional Planning Commission for consistency with the regional transportation system plan.

The public comment period on the draft TIP extended from August 15, 2012, through September 13, 2012. A public meeting was held on the draft TIP on August 29, 2012, during this comment period. Formal announcement of the public meeting was provided through paid notices appearing in the *Milwaukee Journal-Sentinel* on August 15, 2012, in the *Milwaukee Community Journal* on August 15, 2012, and in *El Conquistador* on August 17, 2012. A copy of these notices is included in Figure H-1 of this appendix.

Also, beginning on August 15, 2012, copies of the preliminary *Transportation Improvement Program for Southeastern Wisconsin: 2013-2016* were available from the Commission, and were posted on the Commission's website, and were also available for review at the Commission offices during normal business hours of 8:00 a.m. to 4:30 p.m., Monday through Friday. A summary description of the draft TIP, notice of the public meeting on the draft TIP, and opportunity to submit email comments were also available on the Commission's website. A copy of the webpage posted on the Commission's website for the draft TIP is included in Figure H-1 of this appendix. Comments on the transportation improvement program could be submitted by fax, electronically via electronic mail, or via the U.S. mail. Persons with special needs were encouraged to contact the Commission offices in advance so that appropriate arrangements to review a copy of the document could be made.

Since the TIP is consistent with, and serves as a stage of implementation of, the regional transportation plan, most of the projects in the TIP receive public involvement and comment as part of the regional transportation planning process. Many projects in the TIP also receive public involvement and comment as part of a local annual or State biennial budget, capital improvement program or program of projects, and preliminary engineering and environmental assessment processes.

No oral comments were made at the public meeting. Figure H-2 provides a summary of, and attendance record for, the public meeting. Figure H-3 provides a copy of the materials handed out at the public meeting and available at the Commission's office. During the public comment period, the Commission staff received two comments. Figure H-4 provides the written comment received on the draft TIP.

SUMMARY OF COMMENTS

Comments were received from Ms. Karyn Rotker of the American Civil Liberties Union of Wisconsin (ACLU) at the August 30, 2012, meeting of the Commission's Environmental Justice Task Force and from Mr. Jeffrey Gonyo, Steering Committee member of the Highway J Citizens Group, V.A. (HJCG) via a letter received by email. The letter received is provided in Figure H-4. A summary of the comments and a response to the comments is provided below:

- Comment (Karyn Rotker, ACLU): Appendix G in the report documenting the assessment of the impact of the TIP on minority and low-income populations should be revised to indicate that not all existing transit services directly serve the principal concentrations of minority and low-income populations within the Region, and that the Milwaukee streetcar project is not located within an area with minority and low-income populations.
 - Response: Appendix G will be revised to state that most, but not all, existing transit services serve the principal concentrations of minority and low-income populations of the Region, and the Milwaukee streetcar project is located near, but not within, areas of minority and low-income populations.
- Comment Jeffrey Gonyo, (HJCG): The "Open House" format of the August 29, 2012 Public Information meeting for the SEWRPC Draft Transportation Improvement Program for Southeastern Wisconsin: 2013-2-16 only permitted oral comments of citizens to be given in private to a court reporter and therefore is legally insufficient under applicable Federal statutory and case law.
 - Response: This comment includes reference to Federal case law (Highway J Citizens Group, et.al. v. USDOT, et.al., September 2009) in which the presiding Federal Judge found that WisDOT violated a requirement implicit in 23 USC 128a pertaining to the way in which a highway project public hearing was conducted. The Highway J Group comment assumes that the 23 USC 128a public hearing requirement also applies to the planning and programming functions of Federally recognized metropolitan planning organizations (MPOs) such as SEWRPC. It does not so apply. Indeed, while MPOs are required under Federal law to undertake extensive public participation efforts and to solicit—and respond to—public comments on plans, programs, and processes, Federal law does not explicitly require MPOs to hold public hearings. Hence, MPOs have great flexibility in meeting public participation requirements.

SEWRPC's format for the public meeting on the Draft 2013-2016 Transportation Improvement Program involved: 1) "open house" style opportunities for individuals to view materials and discuss proposals with staff; 2) an opportunity for individuals to write out and hand in comments about proposals; 3) an opportunity for individuals to dictate comments—either in public or private situations—to a court reporter; and 4) an opportunity to verbally convey comments to others in a "town hall" situation with a court reporter capturing such comments for the record. SEWRPC has found over the years that providing such a range of comment opportunities, all within a two-hour time period, best meets the range of expectations and preferences found in the general public's views of such matters and events.

- Comment: The “Wisconsin Department of Transportation (WisDOT) State Highway 164 “resurfacing” project referenced in SEWRPC’s TIP on pages A-39 (Table A-1, Fourth project listed) and B-25 (Table B-3, First project listed) violates two Federal Court “Decisions and Orders” issues in the Highway J Citizens Group, et.al. v. USDOT, et.al., case and therefore should be removed from this program.
 - Response: It is SEWRPC’s understanding that WisDOT, following the September 2009 court decision referenced above, made a decision not to cure the deficiencies found in that case attendant to the Record of Decision (ROD) and Final Environmental Impact Statement (FEIS) of the then proposed comprehensive and staged multi-year STH 164 preservation, improvement, and expansion project. Rather, WisDOT determined to undertake a new process attendant to a significantly scaled back STH 164 project that, based on SEWRPC’s categorized definitions set forth for many years in TIP documents, is “highway preservation” in nature, that is, involving little or no increase in traffic carrying capacity while addressing safety and other concerns in a highway modernization project. Whether or not WisDOT’s decision to move forward in this way violates any Federal court orders is not within the purview of SEWRPC to determine. Hence, SEWRPC has no basis to remove the project from the TIP.
- Comment: The “Wisconsin Department of Transportation (WisDOT) is refusing to consider other more cost-effective and community-friendly alternative which would both improve traffic safety on Highway 164 and not violate the two Highway J Citizens Group Federal Court Decisions and Orders—specifically, a uniform 45 MPH speed limit.
 - Response: It is not within the purview of SEWRPC to encroach on the responsibilities and duties of WisDOT in determining how best to address safety and related pavement and intersection concerns attendant to any project of this type. These concerns should be made directly to WisDOT.

Figure H-1

NOTICE OF PUBLIC MEETING AND REVIEW PERIOD

HAVE INPUT ON PROPOSED TRANSPORTATION PROJECTS FOR UPCOMING YEARS...

**PUBLIC INFORMATIONAL MEETING AND REVIEW PERIOD ON
SOUTHEASTERN WISCONSIN REGIONAL
TRANSPORTATION IMPROVEMENT PROGRAM: 2013-2016**

The draft *Transportation Improvement Program for Southeastern Wisconsin: 2013-2016* (TIP) is now available for review and comment through September 13, 2012. The TIP lists State and local public transit and roadway projects within Kenosha, Milwaukee, Ozaukee, Racine, Walworth, Washington, and Waukesha Counties proposed by State and local governments to use Federal Transit and Highway Administration funding over the next four years.

Copies of the draft TIP are available electronically at the Regional Planning Commission's website—www.sewrpc.org/tip—or from the Commission offices. Commission staff are available weekdays between 8:00 a.m. and 4:30 p.m. to meet with the public and to answer any questions concerning the TIP. Public comments are encouraged and invited.

A public informational meeting on the draft TIP will be held August 29, 2012. Staff will be available in an "open house" format from 4:30 p.m. to 6:30 p.m. to individually answer questions and provide information. Oral comment may be given to a court reporter during the meeting or written comments may be submitted. The public informational meeting will be held:

**Wednesday, August 29, 2012, 4:30 – 6:30 p.m.
Harbor Lights Room, Downtown Transit Center
909 East Michigan Street
Milwaukee, Wisconsin**

Persons with special needs are asked to contact the Commission offices (below) a minimum of 3 business days in advance so that appropriate arrangements can be made.

Written comments may also be provided following the public informational meeting via U.S. mail, fax or e-mail through September 13, 2012. Please contact:

**Southeastern Wisconsin Regional Planning Commission
P.O. Box 1607
W239 N1812 Rockwood Drive
Waukesha, Wisconsin 53187-1607
Phone: 262-547-6721
Fax: 262-547-1103
E-mail: TIP@sewrpc.org
Web Site: www.sewrpc.org/tip**

The public involvement activities and the length of public review and comment period described in this notice for the draft Transportation Improvement Program for Southeastern Wisconsin: 2013-2016 will satisfy the Federal Transit Administration public involvement requirements for the Program of Projects prepared by local transit operators.

Milwaukee Journal Sentinel

August 15, 2012

HAVE INPUT ON PROPOSED TRANSPORTATION PROJECTS FOR UPCOMING YEARS...

**PUBLIC INFORMATIONAL MEETING AND REVIEW PERIOD ON
SOUTHEASTERN WISCONSIN REGIONAL
TRANSPORTATION IMPROVEMENT PROGRAM: 2013-2016**

The draft *Transportation Improvement Program for Southeastern Wisconsin: 2013-2016* (TIP) is now available for review and comment through September 13, 2012. The TIP lists State and local public transit and roadway projects within Kenosha, Milwaukee, Ozaukee, Racine, Walworth, Washington, and Waukesha Counties proposed by State and local governments to use Federal Transit and Highway Administration funding over the next four years.

Copies of the draft TIP are available electronically at the Regional Planning Commission's website—www.sewrpc.org/tip—or from the Commission offices. Commission staff are available weekdays between 8:00 a.m. and 4:30 p.m. to meet with the public and to answer any questions concerning the TIP. Public comments are encouraged and invited.

A public informational meeting on the draft TIP will be held August 29, 2012. Staff will be available in an "open house" format from 4:30 p.m. to 6:30 p.m. to individually answer questions and provide information. Oral comment may be given to a court reporter during the meeting or written comments may be submitted. The public informational meeting will be held:

**Wednesday, August 29, 2012, 4:30 – 6:30 p.m.
Harbor Lights Room, Downtown Transit Center
909 East Michigan Street
Milwaukee, Wisconsin**

Persons with special needs are asked to contact the Commission offices (below) a minimum of 3 business days in advance so that appropriate arrangements can be made.

Written comments may also be provided following the public informational meeting via U.S. mail, fax or e-mail through September 13, 2012. Please contact:

**Southeastern Wisconsin Regional Planning Commission
P.O. Box 1607
W239 N1812 Rockwood Drive
Waukesha, Wisconsin 53187-1607
Phone: 262-547-6721
Fax: 262-547-1103
E-mail: TIP@sewrpc.org
Web Site: www.sewrpc.org/tip**

The public involvement activities and the length of public review and comment period described in this notice for the draft Transportation Improvement Program for Southeastern Wisconsin: 2013-2016 will satisfy the Federal Transit Administration public involvement requirements for the Program of Projects prepared by local transit operators.

Milwaukee Community Journal

August 15, 2012

Figure H-1 (continued)

HAVE INPUT ON PROPOSED TRANSPORTATION PROJECTS FOR UPCOMING YEARS...

**PUBLIC INFORMATIONAL MEETING AND REVIEW PERIOD ON
SOUTHEASTERN WISCONSIN REGIONAL
TRANSPORTATION IMPROVEMENT PROGRAM: 2013-2016**

The draft *Transportation Improvement Program for Southeastern Wisconsin: 2013-2016 (TIP)* is now available for review and comment through September 13, 2012. The TIP lists State and local public transit and roadway projects within Kenosha, Milwaukee, Ozaukee, Racine, Walworth, Washington, and Waukesha Counties proposed by State and local governments to use Federal Transit and Highway Administration funding over the next four years.

Copies of the draft TIP are available electronically at the Regional Planning Commission's website—www.sewrpc.org/tip—or from the Commission offices. Commission staff are available weekdays between 8:00 a.m. and 4:30 p.m. to meet with the public and to answer any questions concerning the TIP. Public comments are encouraged and invited.

A public informational meeting on the draft TIP will be held August 29, 2012. Staff will be available in an "open house" format from 4:30 p.m. to 6:30 p.m. to individually answer questions and provide information. Oral comment may be given to a court reporter during the meeting or written comments may be submitted. The public informational meeting will be held:

**Wednesday, August 29, 2012, 4:30 – 6:30 p.m.
Harbor Lights Room, Downtown Transit Center
909 East Michigan Street
Milwaukee, Wisconsin**

Persons with special needs are asked to contact the Commission offices (below) a minimum of 3 business days in advance so that appropriate arrangements can be made.

Written comments may also be provided following the public informational meeting via U.S. mail, fax or e-mail through September 13, 2012. Please contact:

**Southeastern Wisconsin Regional Planning Commission
P.O. Box 1607
W239 N1812 Rockwood Drive
Waukesha, Wisconsin 53187-1607
Phone: 262-547-6721
Fax: 262-547-1103
E-mail: TIP@sewrpc.org
Web Site: www.sewrpc.org/tip**

The public involvement activities and the length of public review and comment period described in this notice for the draft *Transportation Improvement Program for Southeastern Wisconsin: 2013-2016* will satisfy the Federal Transit Administration public involvement requirements for the Program of Projects prepared by local transit operators.

**DE SU OPINION EN LOS PROYECTOS DE TRANSPORTACIÓN
PROPUESTOS PARA AÑOS VENIDEROS
REUNIÓN DE INFORMACIÓN PÚBLICA Y PERIODO DE REVISIÓN EN
EL REGIONAL DEL SURESTE DE WISCONSIN
PROGRAMA DE MEJORAS A LA TRANSPORTACIÓN: 2013-2016**

El bosquejo del Programa de Mejoras para el Sureste de Wisconsin: 2013-2016 (TIP) está ahora disponible para revisión y comentarios hasta el 13 de septiembre de 2012. El TIP contiene una lista de proyectos públicos de tránsito y carretera dentro de los Condados Kenosha, Milwaukee, Ozaukee, Racine, Walworth, Washington y Waukesha propuestos por el Estado y gobiernos locales para el uso de fondos de la Administración Federal de Tránsito y Carretera para los próximos cuatro años.

Copias del bosquejo de TIP están disponibles electrónicamente en la página de la Internet de la Comisión Regional de Planeo – www.sewrpc.org/tip – o de las oficinas de la Comisión. Personal de la Comisión estarán disponibles durante los días de semana entre las 8:00 am y 4:30 pm para reunirse con el público y para contestar preguntas concernientes a TIP. El público es alentado e invitado.

Una reunión informativa pública sobre el bosquejo de TIP se llevará a cabo el 29 de agosto de 2012. EL personal estará disponible en formato de "casa abierta" de 4:30 p.m. a 6:30 p.m. para contestar preguntas individualmente y proveer información. Comentarios verbales podrán ser hechos a una reportera de la corte durante la reunión o comentarios escritos podrán ser sometidos. La reunión informativa pública se llevará a cabo el:

**Miércoles 29 de agosto de 2012, 4:30-6:30 p.m.
Harbor Lights room, Downtown Transit Center
90 East Michigan Street
Milwaukee, Wisconsin**

Se les pide a personas con necesidades especiales que se comuniquen con las oficinas de Comisión (abajo) con un mínimo de 3 días de avance para arreglos apropiados puedan ser hechos. Comentarios escritos pueden ser proveídos después de la reunión por medio de correo de los EEUU, fax o correo electrónico hasta el 13 de septiembre de 2012. Favor de comunicarse con:

**Southeastern Wisconsin Regional Planning Commission
P.O. Box 1607
W239 N1812 Rockwood Drive
Waukesha, Wisconsin 53187-1607
Phone: 262-547-6721
Fax: 262-547-1103
E-mail: TIP@sewrpc.org
Web Site: www.sewrpc.org/tip**

Las actividades con la participación del público y la duración de las revisiones públicas y periodo de comentarios descritos en esta nota para el bosquejo del Programa de Mejoras a la Transportación por el Sureste de Wisconsin: 2013-2016 va satisfacer los requerimientos de participación pública de la Administración Federal de Tránsito para los Programas de Proyectos preparados por operadores de tránsito locales.

Figure H-1 (continued)


[Home](#) [About Us](#)
 [SEARCH](#)
[Land Use](#) [Transportation](#) [Environment](#) [Parks & Open Spaces](#) [Housing](#) [Community Assistance](#) [Data & Resources](#)


2012 Certification Review of the SEWRPC Metropolitan Transportation Planning Process

Regional Transportation Improvement Program: 2011–2014

Draft Regional Transportation Improvement Program: 2013–2016

Congestion Management Process in Southeastern Wisconsin

Regional Transportation Operations Plan: 2012–2016

Interim Review and Update of the Year 2035 Regional Transportation Plan

2035 Regional Transportation Plan

Jurisdictional Highway Plans

New Origin and Destination Travel Survey in Southeastern Wisconsin

Transit Development Plans

Human Services Transportation Coordination

Public Participation in the Transportation Planning Process

Environmental Justice Task Force

Regional Airport System Plan

Other Transportation Project Websites

Transportation Data

Links and Document Downloads

MPO Designation, Geography, and Responsibilities

Lake Parkway Extension Study

Draft Regional Transportation Improvement Program: 2013–2016

The draft Transportation Improvement Program for Southeastern Wisconsin: 2013–2016 is now available for review and comment through September 13, 2012. The transportation improvement program (TIP) is a listing of all arterial highway, public transit, and other transportation improvement projects proposed to be carried out by State and local governments over the next four years (2013–2016) in the seven county Southeastern Wisconsin Region. The TIP indicates the transportation system improvement priorities of State and local governments in Southeastern Wisconsin by their programming of projects in each of the next four years. Transit, arterial highway, and other improvement projects proposed to be implemented in the next four years with Federal U.S. Department of Transportation funding should be included in this transportation improvement program.

The TIP was compiled by an interagency staff team drawn from the Wisconsin Department of Transportation, Southeast Region; the Milwaukee County Department of Public Works; the Milwaukee County Transit System; the City of Milwaukee; and the Regional Planning Commission. The TIP is reviewed by the Regional Planning Commission's Advisory Committees for Transportation System Planning and Programming for the Kenosha, Milwaukee, Racine, and Round Lake Beach–McHenry–Grayslake, Illinois–Wisconsin urbanized areas. These committees are comprised of local elected and appointed officials and agency representatives responsible for transportation system improvement, operation, and maintenance within each urbanized area. The TIP is also reviewed by the Regional Planning Commission for consistency with the regional transportation system plan.

The project-by-project listing of the 2013–2016 transportation improvement program includes for each project a brief description; estimated costs; estimated levels of Federal, state, and local funding; and the state or local unit of government sponsor responsible for project implementation. The 2013–2016 TIP contains 507 projects representing a total potential investment in transportation improvements and services of \$3.19 billion over the next four years. Of this total, \$1.24 billion, or about 39 percent, is proposed to be provided in Federal aids; \$1.63 billion, or about 51 percent, in state funds; and \$316 million, or about 10 percent, in local funds.

About 31 percent of the four year 2013–2016 TIP proposed expenditures, or about \$1.00 billion, are programmed in 2013, the first year of the TIP (as shown in the graphic below).


Program Materials

[Draft 2013–2016 Regional Transportation Improvement Program](#)
[Brochure \(English\)](#)

Committees

[Advisory Committee on Transportation System Planning and Programming for the Kenosha Urbanized Area](#)
[Advisory Committee on Transportation System Planning and Programming for the Milwaukee Urbanized Area](#)
[Advisory Committee on Transportation System Planning and Programming for the Racine Urbanized Area](#)
[Advisory Committee on Transportation System Planning and Programming for the Round Lake Beach–McHenry–Grayslake, IL–WI Urbanized Area \(Wisconsin Portion\)](#)

Figure H-1 (continued)

**DISTRIBUTION OF EXPENDITURES IN 2013 OF THE 2013 THROUGH 2016
TRANSPORTATION IMPROVEMENT PROGRAM BY PROJECT CATEGORY**


- A significant proportion of the 2013 financial resources are devoted to the preservation of existing transportation facilities and services – about \$546 million or 55 percent.
- The expenditures for highway improvements – widening existing arterials – are about \$349 million, or about 35 percent of total expenditures. (It should be noted that much of the cost of a highway improvement project is attendant to reconstruction of the existing highway facility. The cost of additional traffic lanes provided may only represent 10 to 20 percent of the total costs of a highway improvement project.)
- A significant portion of total financial resources is devoted to public transit projects, which account for about \$214 million or 21 percent of programmed funding. Public transit ridership represents about two percent of all person trips made on an average weekday in southeastern Wisconsin.
- Of the programmed funding for public transit, about \$147 million, or 69 percent, is programmed for preservation of existing services, and about \$67 million, or 31 percent, for service expansion.

Similar programmed funding patterns exist for the full four years of the 2013–2016 TIP.

To download a copy of the draft TIP click [here](#).

Prior to inclusion in the draft TIP, each proposed project was reviewed to ensure that the project is consistent with the recommendations of the Regional Transportation System Plan. The recommendations of the Regional Transportation System Plan are in a [Newsletter](#) produced by the Regional Planning Commission.

Public Informational Meeting and Comment Period

Public comments are encouraged and invited on the draft 2013–2016 TIP through September 13, 2012. A public informational meeting on the draft TIP will be held August 29, 2012. Staff will be available in an “open house” format from 4:30 p.m. to 6:30 p.m. to individually answer questions and provide information. Oral comment may be given to a court reporter during the meeting or written comments may be submitted. The public informational meeting will be held:

Wednesday, August 29, 2012, 4:30 – 6:30 p.m.

Harbor Lights Room, Downtown Transit Center

909 East Michigan Street

Milwaukee, Wisconsin

Persons with special needs are asked to contact the Commission offices (below) a minimum of 3 business days in advance so that appropriate arrangements can be made. To download a copy of the notice of public meeting announcement, click [here](#).

In addition, you are invited to comment on the draft 2013–2016 TIP by submitting your thoughts in the box below this paragraph and

completing the Contact Information form below. Be sure to press the “Submit” button to transmit your information directly to SEWRPC staff. Written comments may also be provided via U.S. mail, fax or e-mail through September 13, 2012.

Comment on the Plan
Contact Information

Please provide the following information prior to submitting your request:

First Name:*

Last Name:*

Email Address:*

Organization

Mailing Address:

City:*

State:*

Zip:

*Denotes a required field

Submit

Staff Contact Information

You may also contact Commission staff using the information below to submit a comment, obtain information about the transportation improvement program, or request a briefing:

E-Mail: t1p@sewrpc.org
 Phone: (262) 547-6721
 Fax: (262) 547-1103
 U.S. Mail: Southeastern Wisconsin Regional Planning
 Commission
 P.O. Box 1607
 Waukesha, WI 53187-1607

Site Links

Home
 About Us
 Staff Directory
 Employment Opportunities
 Land Use
 Transportation
 Environment
 Parks and Open Spaces
 Housing

Site Tools

Site Map
 Links

Translate This Page
Contact Us
**Southeastern Wisconsin Regional
Planning Commission**

W239 N1812 Rockwood Drive
 P.O. Box 1607
 Waukesha, WI 53187-1607

Monday – Friday
 8:00 a.m. – 4:30 p.m.

Phone: (262) 547-6721
 Fax: (262) 547-1103
 E-mail: sewrpc@sewrpc.org

Community
 Assistance
 Data & Resources

Select Language

Powered by Google Translate

Copyright © 2012 SEWRPC

This site is powered by the Northwoods
 Titan Content Management System

Figure H-2

SUMMARY AND ATTENDANCE RECORD, PUBLIC MEETING
WEDNESDAY, AUGUST 29, 2012

TRANSPORTATION IMPROVEMENT PROGRAM
FOR SOUTHEASTERN WISCONSIN: 2013-2016

4:30-6:30 p.m.

Milwaukee Downtown Transit Center
Harbor Lights Room
909 E. Michigan Street
Milwaukee, Wisconsin

The public meeting began at 4:30 p.m. and ended at 6:30 p.m. The meeting was held in an open house format, displaying information regarding and relevant to the *Transportation Improvement Program for Southeastern Wisconsin: 2013-2016*. Staff from the Southeastern Wisconsin Regional Planning Commission was available to discuss the transportation improvement program (TIP) and to answer questions from the public.

None of the attendees made an oral comment on the draft TIP.

ATTENDANCE RECORD

SEWRPC Staff

Steven Adams
Christopher T. Hiebert
Ryan W. Hoel
Xylia N. Rueda
Kenneth R. Yunker

Public Involvement and Outreach Manager
Chief Transportation Engineer
Principal Engineer
Planner
Executive Director

Attendees

Julie Cayo

Milwaukee Area Workforce Investment Board, Inc.

H-9 Figure H-3

SUMMARY MATERIALS AVAILABLE ON COMMISSION'S WEBSITE AND DISTRIBUTED AT PUBLIC MEETING

Public Informational Meeting for

DRAFT TRANSPORTATION IMPROVEMENT PROGRAM: 2013-2016

The public is encouraged to provide comment on the draft 2013-2016 transportation improvement program (TIP) for the Southeastern Wisconsin Region prepared by the Southeastern Wisconsin Regional Planning Commission (SEWRPC).



This flyer provides information on the draft 2013-2016 TIP.

Information on how to provide comment at, and following the meeting is given on the back of this flyer.



The 2013-2016 DRAFT TIP

- A listing of highway, public transit, and other transportation improvement projects. The projects listed are proposed to be carried out by State and local governments over the next four years (2013-2016) in the seven counties of Southeastern Wisconsin.
- Includes all projects to be funded with Federal transit and highway funding.
- Projects must be consistent with the regional transportation system plan. Information on the 2055 regional transportation plan can be found on the Commission's website (www.sewrpc.org).
- Projects in the TIP must be determined to be consistent with available funding (for example, a project for which funding is considered to not be available may not be included in the TIP).
- Projects with Federal funding programmed in the years 2013 and 2014 are eligible to be implemented with Federal funding in 2013.
- Developed in cooperation with the State and local transit operators, as well as the City of Milwaukee, Milwaukee County, Waukesha County, and local governments throughout Southeastern Wisconsin.

Reviewed and approved by the Commission's Advisory Committees on Regional Transportation Planning and Programming for the Kenosha, Milwaukee, Racine, and Round Lake Urbanized areas.

Proposed Total Year 2013-2016 Expenditures

Federal Funds	\$1.24 billion
State Funds	\$1.63 billion
Local	\$316 million
Total	\$3.19 billion

HAVE INPUT ON PROPOSED TRANSPORTATION PROJECTS FOR THE UPCOMING YEARS

3 WAYS TO PROVIDE COMMENT AT THE PUBLIC INFORMATIONAL MEETING:

Written comment can be handed to Commission staff at the meeting

Oral comment can be given to a court reporter in a town hall format

Oral comment can be given privately to a court reporter

For additional information or to provide written comment by mail, fax, or email following the meeting and by September 13, 2012, you may contact SEWRPC staff using the following information:

Email tip@sewrpc.org

Phone (262) 547-6721

Fax (262) 547-1103

U.S. Mail Southeastern Wisconsin
Regional Planning Commission

P.O. Box 1607

Waukesha, WI 53187-1607

\$1 BILLION PROGRAMMED IN YEAR 2013 OF 2013-2016 TIP

Of the \$1.0 billion programmed by State, County, and municipal governments for the year 2013 in the draft 2013-2016 TIP, 36 percent is from Federal funding sources, 54 percent is from State sources, and 10 percent is from local sources

The City of Milwaukee Downtown Streetcar project accounts for 85 percent, or \$56.6 million, of the programmed funds in 2013 for new transit service, or transit expansion.

Information on the project can be found at the following website:
<http://www.themilwaukeeestreetcar.com>

**21 percent of programmed funding
in 2013 is for public transit projects in
Southeastern Wisconsin**

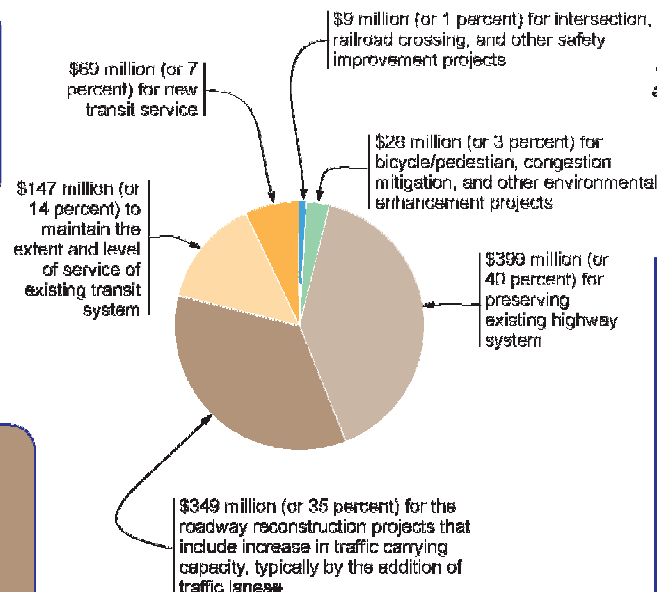


Together the IH 94 North-South Freeway Reconstruction Project in Milwaukee, Kenosha, and Racine Counties and the Zoo Interchange Reconstruction Projects account for about 87 percent, or \$304 million, of the roadway reconstruction projects that include an increase in traffic carrying capacity.

Information on these projects can be found at the following websites:

IH 94 N-S: <http://www.plan94.org>

Zoo Interchange: <http://projects511wi.gov/web/zoo-interchange-project>



*The majority of the cost of these projects is to replace the existing roadway, the rest (typically 10 to 20 percent) is for the addition of new traffic lanes.

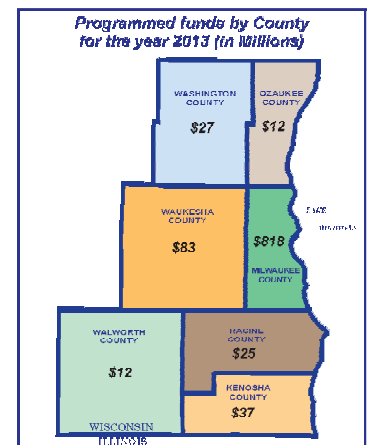


Figure H-3 (continued)

A DRAFT TRANSPORTATION IMPROVEMENT PROGRAM FOR SOUTHEASTERN WISCONSIN: 2013-2016



BROCHURE

August 2012

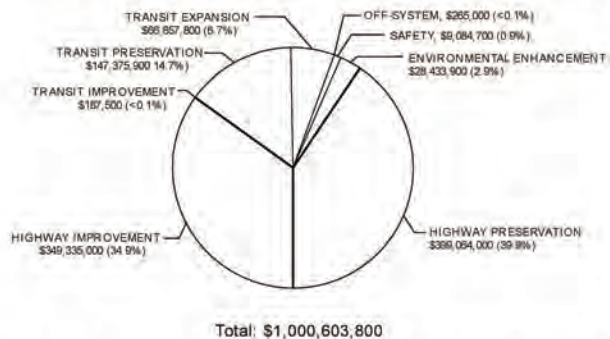
The transportation improvement program (TIP) is a listing of all arterial highway, public transit, and other transportation improvement projects proposed to be carried out by State and local governments over the next four years (2013-2016) in the seven-county Southeastern Wisconsin Region. The TIP indicates the transportation system improvement priorities of State and local governments in Southeastern Wisconsin by their programming of projects in each of the next four years. Federal regulations require that transit, arterial highway, and other improvement projects proposed to be implemented in the next four years with Federal U.S. Department of Transportation funding be included in this transportation improvement program if these projects are to be eligible for capital or operating Federal funding.

The TIP was compiled by an interagency staff team drawn from the Wisconsin Department of Transportation; the Milwaukee County Department of Public Works; the Milwaukee County Transit System; the City of Milwaukee; and the Regional Planning Commission. The TIP is reviewed by the Regional Planning Commission's Advisory Committees for Transportation System Planning and Programming for the Kenosha, Milwaukee, Racine, and Round Lake Beach urbanized areas. These committees are comprised of local elected and appointed officials and agency representatives responsible for transportation system improvement, operation, and maintenance within each urbanized area. The TIP is also reviewed by the Regional Planning Commission for consistency with the Regional Transportation System Plan.

The project-by-project listing of the 2013-2016 transportation improvement program includes for each project a brief description; estimated costs; estimated levels of Federal, State, and local funding; and the State or local unit of government sponsor responsible for project implementation. The 2013-2016 TIP contains 507 projects representing a total potential investment in transportation improvements and services of \$3.19 billion over the next four years. Of this total, \$1.24 billion, or about 39 percent, is proposed to be provided in Federal aids; \$1.63 billion, or about 51 percent, in state funds; and \$316 million, or about 10 percent, in local funds.

About 31 percent of the four-year 2013-2016 TIP proposed expenditures, or about \$1.00 billion, are programmed in 2013, the first year of the TIP (as shown in the graphic). A significant proportion of the 2013 financial resources are devoted to the preservation of existing transportation facilities and services—about \$546 million or 55 percent. The expenditure of funds for highway improvements—widening existing arterials—is about \$349 million, or about 35 percent of total expenditures. (It should be noted that much of the cost of a highway improvement project is attendant to reconstruction of the existing highway facility. The cost of additional traffic lanes provided may only represent 10 to 20 percent of the total costs of a highway improvement project.) A significant portion of total financial resources is devoted to public transit projects, which account for about \$214 million, or 21 percent of programmed funding. Public transit ridership represents about two percent of all person trips made on an average weekday in southeastern Wisconsin. Of the programmed funding for public transit, about \$147 million, or 69 percent is programmed for preservation of existing services, and about \$67 million, or 31 percent for service expansion.

DISTRIBUTION OF EXPENDITURES IN 2013 OF THE 2013 THROUGH 2016 TRANSPORTATION IMPROVEMENT PROGRAM BY PROJECT CATEGORY



Additional Information

An electronic version of the draft 2013-2016 transportation improvement program is available at www.sewrpc.org/tip.

For more information:

Kenneth R. Yunker, P.E.
Executive Director
Southeastern Wisconsin Regional Planning Commission
W239 N1812 Rockwood Drive
Waukesha, WI 53187-1607
(262) 547-6721
Fax: (262) 547-1103
kyunker@sewrpc.org

Comment related to the TIP should be received by September 13, 2012. To provide written comment on the transportation improvement program:

U.S. Mail: PO Box 1607, Waukesha, WI 53187-1607
E-mail: TIP@sewrpc.org
Fax: (262) 547-1103

H-11
Figure H-4

WRITTEN COMMENTS RECEIVED FROM PRIVATE CITIZENS



P.O. Box 152, Hubertus, WI 53033
Jeffrey M. Gonyo, Steering Committee Member
Phone: (262)-644-8334, E-Mail: jmgonyo164@core.com
September 12, 2012

Kenneth R. Yunker, P.E., Executive Director
Southeastern Wisconsin Regional Planning Commission (SEWRPC)
P.O. Box 1607
W239 N1812 Rockwood Drive
Waukesha, WI 53187-1607

RE: HJCG Official Public Comments on SEWRPC's Draft Transportation Improvement Program for Southeastern Wisconsin: 2013-2016. These public comments comprise a total of **216 pages** (including all of the supporting documents attached herein). Submitted to SEWRPC by e-mail at: TIP@sewrpc.org. Please **confirm** receipt of these comments.

Dear Mr. Yunker:

On behalf of the **HIGHWAY J CITIZENS GROUP, U.A. (HJCG)**,¹ I am submitting these **official public comments** on the SEWRPC Draft Transportation Improvement Program for Southeastern Wisconsin: 2013-2016 (hereinafter referred to as the "TIP") and am raising **strong objections and opposition** to this program for the reasons specified herein.

For many reasons, this TIP and its related public hearing process do **not** meet the strict requirements of the **National Environmental Policy Act (NEPA)**, **Clean Water Act (CWA)**, **Federal Aid Highways Act (FAHA)** and other applicable federal statutes, regulations and case law which govern these types of programs. This is especially true here where the road projects contained within this TIP will be receiving **federal funds** to construct them.² My objections to this TIP are specified in the following sections within these public comments.

¹ The HJCG is a grassroots citizens organization with **over 15,000 members statewide**. Since 1999, our organization's general mission has been to: 1) **Stop** unnecessary, fiscally-irresponsible and environmentally-damaging road expansion projects in our affected communities (focusing on those proposed projects located here in Southeastern Wisconsin), 2) **Protect** our groundwater quality, 3) **Promote** proper land use decisions, and 4) **Preserve** our overall "quality of life" in this beautiful Kettle Moraine area of Wisconsin.

² As explained herein, this TIP is **not** in compliance with the two **Highway J Citizens Group, U.A. et al. v. U.S. Department of Transportation, et al.** federal court decisions issued by the U.S. District Court for the Eastern District of Wisconsin on September 14, 2009 and March 23, 2010, respectively. Complete copies of these two federal court decisions are included in the supporting documents section of these public comments.

A. The "Open House" Format of the August 29, 2012 Public Information Meeting for the SEWRPC Draft Transportation Improvement Program for Southeastern Wisconsin: 2013-2016 Only Permitted Oral Comments of Citizens to be Given in Private to a Court Reporter and Therefore is Legally Insufficient Under Applicable Federal Statutory and Case Law.

In its published notice announcing the August 29, 2012 Public Information Meeting for the Transportation Improvement Program for Southeastern Wisconsin: 2013-2016 (held at the Harbor Lights Room, Downtown Transit Center, 909 East Michigan Street, Milwaukee, Wisconsin from 4:30 to 6:30 PM), SEWRPC states the following:

"A public informational meeting on the draft TIP will be held on August 29, 2012. Staff will be available in an **"open house" format** from 4:30 PM to 6:30 PM to **individually** answer questions and provide information. **Oral comments may be given to a court reporter during the meeting** or written comments may be submitted."

The TIP's "open house" public information meeting **violates Section 128 of the Federal Aid Highways Act (FAHA)** because oral public comments were only allowed to be given to court reporters in private where other attending citizens could not **hear** them.

In the **Highway J Citizens Group, et al. v. USDOT, et al.** case (September 14, 2009 decision), Judge Adelman held that "a public hearing must allow citizens an opportunity to express their views in front of agency representatives and other citizens." Such a "public hearing" requires, at the least, an opportunity for citizens to make their views **generally known** to the agency and the community. Such a public hearing forum must be **"accessible to or shared by all members of the community."**³

In the March 23, 2010 **Highway J** decision, Judge Adelman further stated the following:

"A public hearing is one at which a member of the public may present her views to agency representatives in front of the members of the community who attend the hearing. A member of the public speaking **privately** to an agency representative or a court reporter does **not** constitute a public hearing merely because some other members of the public might happen to be within hearing distance. Further, although members of the public who attend an open house can speak with each other as they walk around and view the exhibits on display, this does not provide them with the opportunity to make their views generally known to attendees. WisDOT's open house was held **over a seven-hour period**, FEIS at 9-1, and thus it is unlikely that a citizen could have spoken to all 312 attendees at once, as she could have if WisDOT had held a **real** public hearing."

³ Judge Adelman further said that merely because oral testimony given to a court reporter is transcribed and then made available to the public through an open records request is **NO SUBSTITUTE** for an opportunity to make one's views generally known through a forum that is "accessible to or shared by all members of the community." A public hearing provides a **direct link** between the citizen and his or her community, **not an indirect link** filtered through court reporters and open records requests. The same logic would **apply equally** to written testimony – the public must be allowed to **HEAR** or **READ** it when it is given at the public hearing.

With respect to the August 29, 2012 TIP public information meeting, the **multiple activities** going on at the same time in **several separate** areas over a period of **two hours** made it **virtually impossible** for the oral testimony given to be "accessible to or shared by all members of the community." Furthermore, the citizens who gave their oral testimony in private to a court reporter were **not** afforded an opportunity to hear their neighbors who were **simultaneously having multiple individual conversations** with SEWRPC officials in other parts of the large exhibit room (or in any other room).

Finally, the TIP public information meeting's **private method** of offering oral comments **fails to satisfy** FAHA (as interpreted in the **Highway J Citizens Group** case) because it did **not** include the speeches or oral presentations by SEWRPC officials which could be **heard** and **understood** by the attending public as a large group. In addition, SEWRPC officials did not transcribe any of their individual oral conversations with citizens so there is **no verbatim record** of them.

Thus, the "open house" format of SEWRPC's TIP public information meeting (held on August 29, 2012) and the private method of offering oral comments at this meeting **does not comply with the federal statutory requirements** for public hearings (as interpreted in the **Highway J Citizens Group** case – which is the **controlling** law in Wisconsin).

B. The Wisconsin Department of Transportation (WisDOT) State Highway 164 "Resurfacing" Project Referenced in SEWRPC's TIP on pages A-39 (Table A-1, Fourth Project Listed) and B-25 (Table B-3, First Project Listed) Violates Two Federal Court "Decisions and Orders" Issued in the Highway J Citizens Group, et al. v. USDOT, et al. case and Therefore Should Be Removed From This Program.

This road widening project is **ILLEGAL** under two U.S. District Court decisions issued in 2009 and 2010 which **completely stripped** the WisDOT of **any** legal authority to expand Highway 164 or acquire real estate for any such expansion. See: **Highway J Citizens Group, U.A., et al. v. USDOT, et al.**, 656 F.Supp.2d 868 (E.D.Wis. 2009) and **Highway J Citizens Group, U.A. et al. v. USDOT, et al.**, 2010 WL 1170572 (E.D.Wis. 2010).

In those two federal court decisions, U.S. District Judge Lynn Adelman **vacated** the Highway 164 Record of Decision (ROD) and Final Environmental Impact Statement (FEIS) **IN THEIR ENTIRETY** because the federal and state defendants (U.S. Department of Transportation, Federal Highway Administration, Wisconsin Department of Transportation and U.S. Army Corps of Engineers) **failed** to analyze **indirect effects, cumulative impacts** and **all reasonable alternatives** for this road expansion project. Furthermore, the WisDOT's **failure to hold formal public hearings** (in a "town hall type format" where everyone who speaks can **hear** everyone else's testimony as it is given) was found to be yet **another clear violation** of federal law according to Judge Adelman's two **precedent-setting** court orders.

A **significant part** of the WisDOT's overall expansion project identified and discussed in the **now vacated** ROD and FEIS was the "interim improvement" of Highway 164 in Washington County – the **very same project** which is listed in SEWRPC's TIP on **page A-39** (Table A-1, Fourth Project Listed) and again on **page B-25** (Table B-3, First Project

3

Listed). On these two tables, this so-called "resurfacing project" includes the following planned actions:

- **ACQUIRING** many acres of real estate **everywhere** along the entire Highway 164 corridor,
- **DESTROYING** homes, historic buildings, burial sites, and whole communities (like Pleasant Hill),
- **CLOSING** several local road intersections and **ELIMINATING** and/or **REROUTING** driveway entrances to homes, farms, schools and businesses along Highway 164,
- **INSTALLING** a dangerous roundabout with **non-stop** traffic near the Friess Lake School in Richfield,
- **FLATTENING** scenic hills and **CUTTING** trees, and
- **EXPANDING** the roadway width (both traffic lanes and clear zones) to accommodate **more trucks and cars at higher speeds** through residential neighborhoods.

It is for these reasons that the WisDOT plans to spend an enormous **\$16,550,000** for what is clearly a **"road expansion"** project (\$2,140,000 for real estate acquisition and \$14,410,000 for actual construction costs). Federal funds will pay for **80%** of the construction costs (\$11,528,000). Given the above-described characteristics, this WisDOT road expansion project is being **improperly labeled** as just a "resurfacing" of Highway 164 in SEWRPC's TIP (when, in fact, it is **much more**).

In his two federal court decisions, Judge Adelman was very clear. **NO EXPANSION OF ANY KIND** on Highway 164 can occur until the USDOT, FHWA, WisDOT and ACOE **fully correct the many deficiencies** found in the **vacated** ROD and FEIS for Highway 164. As of this date, these very serious deficiencies remain **uncorrected**, and the WisDOT is attempting to move forward with this road expansion project without preparing an Environmental Impact Statement (EIS) that would **fully and properly** analyze the **indirect effects, cumulative impacts** and **all reasonable alternatives** and without holding **formal public hearings** (in a "town hall type format" where everyone who speaks can **hear** everyone else's testimony as it is given).

Therefore, because of the WisDOT's **blatant refusal** to obey the two **binding** federal court orders issued in the **Highway J Citizens Group** case, the Highway 164 project listed on **pages A-39** (Table A-1) and **B-25** (Table B-3) must be **immediately removed** from SEWRPC's Transportation Improvement Program for Southeastern Wisconsin: 2013-2016.

C. The Wisconsin Department of Transportation (WisDOT) is Refusing to Consider Other More Cost-Effective and Community-Friendly Alternatives Which Would Both Improve Traffic Safety on Highway 164 and Not Violate the Two Highway J Citizens Group Federal Court Decisions and Orders – Specifically, a Uniform 45 MPH Speed Limit.

This **\$16.5 million** project is **UNNECESSARY** and a **HUGE WASTE** of our hard-earned tax dollars because a recent WisDOT study (prepared by Ken Voigt of Ayres Associates in 2007) concluded that Highway 164's traffic safety problems could be **solved** by immediately implementing a **uniform 45 mph speed limit** on this residential roadway **at**

4

Figure H-4 (continued)

a mere cost of \$6,000. A uniform 45 mph speed limit is the most cost-effective and community-friendly solution to improving traffic safety on Highway 164.

According to Washington County Sheriff's Department statistics obtained by WTMJ-TV Channel 4 News, when Highway 164's speed limit was temporarily reduced to 45 mph from July, 2000 thru November, 2000, the number of traffic accidents decreased by more than 76% compared to past years during that same time when the speed limit was 55 mph.

In August, 2007, WisDOT Southeast Regional Director Dewayne Johnson announced that, effective November 1, 2007, Highway 164's speed limit would be reduced to a uniform 45 mph in both Washington and Waukesha Counties. This official announcement was documented in several WisDOT e-mails and in both the Washington County Highway Commission and Traffic Safety Commission Meeting Minutes (copies of which are attached).

In April, 2008, the WisDOT reneged on this publicly-made commitment when they abruptly decided to keep Highway 164's speed limit set at a dangerously-high 55 mph, despite the fact that this previously-promised speed limit reduction to 45 mph had been supported by the Ayres Associates study, two Washington County Sheriffs, several state legislators, the Washington County Board of Supervisors and several local municipalities.

Within one year after the WisDOT's refusal to honor their previously-made commitment to reduce Highway 164's speed limit to a uniform 45 mph, six people tragically lost their lives in speed-related traffic accidents and many more were seriously injured. Because these traffic accidents were due to an inappropriately-high 55 mph speed limit, WTMJ-TV Channel 4's "Speedbusters" visited Highway 164 three times during 2008 and 2009. These very serious traffic accidents prompted five state legislators (State Senators Glenn Grothman and Ted Kanavas and State Representatives Pat Strachota, Don Pridemore and Dan Knodl) to send a joint letter to Governor Jim Doyle in April, 2009 demanding the immediate implementation of a uniform 45 mph speed limit on Highway 164.

On January 30, 2012, Washington County Supervisor Mark McCune (whose supervisory district includes part of Richfield) sent a letter to the WisDOT, Governor Scott Walker, the Village of Richfield and others telling them to immediately reduce Highway 164's speed limit to a uniform 45 mph. Supervisor McCune's position has been supported by an adopted county board resolution and two Washington County Sheriffs (previous and current).

The proposed building demolition and roadway realignments near the Pleasant Hill Road intersection in the Village of Richfield are totally unnecessary because the speed limit through this intersection simply could be reduced to either 25 mph or 30 mph which would eliminate all of the serious accidents at that location. On Highway 175, the WisDOT has reduced speeds to either 25 mph or 30 mph through downtown Richfield, Ackerville and Slinger to make this state highway safer in areas where buildings are located closer to the road. Why can't this same type of speed limit reduction be implemented on Highway 164 both at the Pleasant Hill Road intersection and by the Friess Lake School to improve traffic safety and protect the homes, historic buildings, businesses and children in those locations?

5

According to a September 25, 2006 letter written by Washington County Sheriff Dale Schmidt, simply reducing Highway 164's speed limit would greatly improve traffic safety at several dangerous intersections (such as Monches Road, Elmwood Road, Hubertus Road, Highway 167, Pleasant Hill Road, Pioneer Road and others). This would eliminate any reason to flatten scenic hills and expand the roadway width (which, if done, would encourage more high-speed traffic and trucks to race through our neighborhoods).

On both Highway 167 and Highway 175 (two nearby state highways that have development and traffic on them similar to that found on Highway 164), the WisDOT has reduced the maximum speed limit to 45 mph (from the previously posted 55 mph) with great success in reducing serious traffic accidents. Why is Highway 164 any different from either Highway 167 or 175? Could it be that the WisDOT actually wants to encourage more traffic accidents and higher traffic counts on Highway 164 to provide self-created justification for its unnecessary and costly \$16.5 million road expansion plans?

In its handout materials distributed at its February 9, 2012 Public Information Meeting in Richfield (copy attached here in the supporting documents section), the WisDOT claims that Highway 164 "has a crash rate that is 67% higher than the statewide average for rural, two-lane highways." However, in the same handout, the WisDOT also states that "construction of this project is currently scheduled for 2016." If, as the WisDOT claims, Highway 164 is so unsafe TODAY, then why is this unresponsive state agency refusing to do anything to make our roadway safer in 2012, 2013, 2014, 2015 or 2016 before the proposed construction would be completed? Wouldn't it make sense to immediately implement a uniform 45 mph speed limit TODAY, given that when it was implemented for five months back in 2000, the number of traffic accidents decreased by more than 76%?

Based upon past proven experience, this simple, low-cost safety solution would more than eliminate the 67% higher crash rate that the WisDOT claims is the reason for expanding Highway 164, and it would do it TODAY and not more than four years from now. However, the WisDOT government bureaucrats and their asphalt laying allies obviously do not want to make Highway 164 safer with a uniform 45 mph speed limit because to do so would substantially weaken their arguments for expanding this roadway.

Most recently, on July 21, 2012, a very serious accident occurred within a 55 mph zone of Highway 164 in Washington County at an intersection with no hills, no curves and with a ½ mile clear line of sight looking both northward and southward. No alcohol was involved in this accident which occurred near a 55 mph speed limit sign on Highway 164.

The impact of this two-vehicle crash was so intense that both "totaled" vehicles flipped over on their sides, and the occupants had to be extricated using the "Jaws of Life." The very serious injuries also required "Flight for Life" to transport one of the crash victims to the Milwaukee Medical Complex in Wauwatosa for emergency treatment. For more details, please see the graphic accident photographs included as part of the supporting documentation for these public comments.

No geometrical change or expansion of this section of roadway could have prevented this accident (it already has no hills, no curves and a perfectly clear line of sight) – the only problem here is that the speed limit was set too high. A uniform 45 mph speed limit either

6

could have greatly reduced the severity of the injuries or prevented this accident from occurring altogether.

By refusing to immediately implement a uniform 45 mph speed limit on Highway 164 (a highly-effective, low-cost safety solution that can be easily implemented today), the blood of these Highway 164 accident victims is on the hands of the WisDOT and several of its top officials (including WisDOT Secretary MARK GOTTLIEB). This blood also will be on SEWRPC's hands if the WisDOT's Highway 164 "resurfacing" project is not promptly removed from the TIP.

D. Conclusion.

For all of the aforementioned reasons, the Highway J Citizens Group, U.A. is voicing strong objections and opposition to the SEWRPC Draft Transportation Improvement Program for Southeastern Wisconsin: 2013-2016 (TIP).

First, the failure to hold proper public hearings in the "town hall" format (as required by both the Federal Aid to Highway Act and the two Highway J Citizens Group federal court decisions) renders the entire TIP invalid. The "open house" format which required oral comments to be given privately and individually to court reporters is a clear violation of this binding legal precedent in Wisconsin.

Second, the WisDOT's blatant refusal to obey the two binding federal court orders issued in the Highway J Citizens Group case with respect to its Highway 164 project (which involves a prohibited expansion of this roadway), requires that this illegal project be promptly removed from the TIP. Failure to do so could make SEWRPC a "co-conspirator" to this illegal road expansion activity (which now is listed as "underway" on page B-25, Table B-3 of the draft TIP). The TIP's gross misrepresentation of the WisDOT's planned Highway 164 expansion as a "resurfacing" project only exacerbates SEWRPC's culpability in this already very serious matter.

Finally, the WisDOT's refusal to consider other more cost-effective, community-friendly and legal alternatives to improve traffic safety on Highway 164 further demonstrates the immediate need to remove WisDOT's Highway 164 project from the TIP. Instead of wastefully spending \$16.5 million of our hard-earned tax money to illegally expand Highway 164 (which would exacerbate traffic safety problems), the immediate implementation of a uniform 45 mph speed limit would cost only \$6,000 and reduce traffic accidents by a statistically-proven 76% -- without violating the road expansion prohibitions contained within the two Highway J Citizens Group federal court decisions.

The over 15,000 members of the HIGHWAY J CITIZENS GROUP, U.A. (many of whom live on our near Highway 164 in both Washington and Waukesha Counties) are prepared to use "whatever legal means are available" to prevent this unnecessary, fiscally-irresponsible, highly-destructive and blatantly illegal road expansion project from moving forward. We have been battling the unresponsive WisDOT bureaucrats for over 13 years now and are prepared to continue this fight for another 13 years if necessary with zealous litigation.

7

Therefore, please hold the legally-required "town hall" type public hearings AND promptly remove the WisDOT's illegal Highway 164 project from the SEWRPC Draft Transportation Improvement Program for Southeastern Wisconsin: 2013-2016 (TIP). These actions are required by the two Highway J Citizens Group, et al. v. USDOT, et al. federal court decisions issued in 2009 and 2010 (which are binding legal precedent in Wisconsin).

If you have any questions or need further information about my public comments here, please contact me either at (262)-644-8334 or at the mailing address specified above. Thank you for your anticipated cooperation in this very important matter.

Sincerely,



Jeffrey M. Gonyo,
Steering Committee Member for the
Highway J Citizens Group, U.A.
Phone: (262)-644-8334
E-Mail: jmgonyo164@core.com

Enclosures (see complete list of all supporting documents on the following pages)

8

Figure H-4 (continued)

**COMPLETE LIST OF SUPPORTING DOCUMENTS SUBMITTED WITH
HJCG'S SEPTEMBER 12, 2012 PUBLIC COMMENTS ON SEWRPC'S
DRAFT TRANSPORTATION IMPROVEMENT PROGRAM: 2013-2016.**

1. August 29, 2012 Public Informational Meeting Notice on [SEWRPC's Draft Transportation Improvement Program for Southeastern Wisconsin: 2013-2016](#).
2. August, 2012 Brochure on [SEWRPC's Draft Transportation Improvement Program for Southeastern Wisconsin: 2013-2016](#).
3. Selected STH 164 Sections from [SEWRPC's Draft Transportation Improvement Program for Southeastern Wisconsin: 2013-2016](#).
4. March 9, 2012 HJCG Transmittal E-Mail to WisDOT's Emlynn Grisar and Christine Rawson and R.A. Smith National's Stephan Hoffmann [related to HJCG's public comments opposing WisDOT's STH 164 project referenced in SEWRPC's Draft Transportation Improvement Program for Southeastern Wisconsin: 2013-2016].
5. March 9, 2012 Highway J Citizens Group, U.A. [Jeffrey M. Gonyo's] completed public information meeting comment form opposing WisDOT's STH 164 project referenced in SEWRPC's Draft Transportation Improvement Program for Southeastern Wisconsin: 2013-2016 [submitted with 186 pages of supporting documents].
6. February 9, 2012 WisDOT Public Information Meeting Materials for WIS 164 Rehabilitation Project in Washington County -- ID# 2709-03-00 (the same project which is in the SEWRPC TIP).
7. February 9, 2012 Highway J Citizens Group, U.A. Handout at WisDOT Public Information Meeting in Village of Richfield.
8. February 3, 2012 [West Bend Daily News](#) article entitled, "Coming Through -- Highway 164 Project May Mean Razings."
9. February 8, 2012 [West Bend Daily News](#) article entitled, "Highway 164 Questions Leave Richfield Looking for Answers [Issues Raised on Environment, Speed Limits]."
10. February 10, 2012 [West Bend Daily News](#) article entitled, "DOT, Richfield on Collision Course Over Highway 164."
11. February 18, 2012 [Germantown Express News](#) article entitled, "Richfield Residents Fill Village Hall for Highway 164 Meeting."
12. February 15, 2012 [West Bend Daily News](#) [Jeff Gonyo's Letter] entitled, "Reduce Highway 164 Speed, Save Tax Money."
13. September 16, 2009 [West Bend Daily News](#) article entitled, "Judge Halts Highway 164 Widening."
14. September 21, 2009 [Lake Country Reporter](#) article entitled, "Highway 164 Rejections Could Be Far Reaching -- Project Violated Federal Laws Says Judge."
15. September 24, 2009 [Shepherd Express News](#) article entitled, "Judge Rules Against DOT's Plans for Waukesha and Washington Counties -- The Highway J/164 Expansion May Not Be Legal."
16. November 4, 2009 [Sussex Sun](#) article entitled, "Group Celebrates Highway 164 Decision."
17. September 14, 2009 [HJCG, et al. v. USDOT, et al.](#) federal court decision stopping Highway 164 expansion.
18. March 24, 2010 [Business Journal](#) article entitled, "Adelman Shoots Down Highway 164 Expansion."
19. March 27, 2010 [Sussex Express News](#) article entitled, "Federal Judge Rejects State Request, Highway 164 Plans Stalled."
20. April 4, 2010 [Hartford Times-Press](#) article entitled, "Road Blocked -- Judge's Ruling a Victory for Highway Expansion Foes."
21. March 23, 2010 [HJCG, et al. v. USDOT, et al.](#) federal court decision upholding stoppage of Highway 164 expansion.
22. October 26, 1999 State Senator Alberta Darling and State Representative Suzanne Jeskewitz letter to WisDOT supporting 45 mph speed limit on Highway 164.
23. April 10, 2000 State Senator Alberta Darling letter to WisDOT supporting 45 mph speed limit on Highway 164.
24. August 3, 2000 Town of Richfield letter to State Senator Alberta Darling supporting 45 mph speed limit on Highway 164.
25. August 3, 2000 Town of Richfield letter to State Representative Suzanne Jeskewitz supporting 45 mph speed limit on Highway 164.
26. October 19, 2000 State Representative Suzanne Jeskewitz letter to WisDOT supporting 45 mph speed limit on Highway 164.
27. November 18, 2004 relevant pages of Town of Richfield "Smart Growth" Comprehensive Plan Supporting 45 mph Speed Limit on Highway 164.
28. August 30, 2006 State Representative Pat Strachota letter to WisDOT supporting 45 mph speed limit on Highway 164.
29. December 15, 2005 State Representative Pat Strachota letter to WisDOT supporting 45 mph speed limit on Highway 164.
30. September 25, 2006 Washington County Sheriff Dale Schmidt letter to Highway J Citizens Group, U.A. supporting 45 mph speed limit on Highway 164.
31. October 12, 2006 Sheriff Brian Rahn's e-mail to WisDOT supporting 45 mph speed limit on Highway 164.
32. January 18, 2007 State Representatives Don Pridemore and Suzanne Jeskewitz joint legislative letter to WisDOT supporting 45 mph speed limit on Highway 164.
33. January 19, 2007 State Senator Ted Kanavas letter to WisDOT supporting 45 mph speed limit on Highway 164.

34. July 2, 2007 WisDOT e-mails praising Ayres Associates report supporting uniform 45 mph speed limit on Highway 164.
35. July 2, 2007 selected pages from Ayres Associates STH 164 Traffic Speed and Safety Study recommending immediate implementation of uniform 45 mph speed limit.
36. August 9, 2007 WisDOT e-mails announcing implementation of uniform 45 mph speed limit on Highway 164 to be effective on November 1, 2007.
37. September 4, 2007 Washington County Highway Committee Meeting Minutes reporting that Highway 164's speed limit is to be reduced to 45 mph effective on November 1, 2007.
38. November 23, 2007 WisDOT e-mails reporting on signpost installation in preparation for the 45 mph speed limit signs.
39. January 15, 2008 WisDOT e-mails reporting that 45 mph speed limit on Highway 164 to go into effect on February 1, 2008.
40. January 15, 2008 Washington County Sheriff Dale Schmidt e-mail to WisDOT confirming that 45 mph speed limit will go into effect on Highway 164 on February 1, 2008.
41. May 10, 2008 HJCG leaflet for citizens rally at Friess Lake School to support 45 mph speed limit on Highway 164.
42. May 10, 2008 HJCG citizens rally photographs at Friess Lake School supporting 45 mph.
43. May 10, 2008 HJCG citizens rally petitions signed by attending citizens who supported a 45 mph speed limit on Highway 164.
44. May 18, 2008 [Slinger Express News](#) article entitled, "Pridemore, Residents Seek Lower Speed Limit on Highway 164."
45. May 12, 2008 [West Bend Daily News](#) article entitled, "Speed Bump -- Residents Feel Duped by DOT's Decision to not Change Highway 164 Speed Limit."
46. August 31, 2008 [Hartford Times-Press](#) [State Representative Don Pridemore letter] entitled, "Local Legislator Questions WDOT Spending Tactics on Highway 164."
47. September 5, 2008 Highway 164 accident photos with captions [1 death in 55 mph speed zone].
48. September 15, 2008 Washington County Supervisor Mark McCune letter to Richfield Village Board supporting 45 mph speed limit on Highway 164.
49. September 16, 2008 Washington County Supervisor Don Berchem e-mail to Richfield Village Board supporting 45 mph speed limit on Highway 164.
50. September 29, 2008 Washington County Supervisor Don Berchem e-mail to State Senator Glenn Grothman and State Representative Pat Strachota supporting 45 mph speed limit on Highway 164.
51. October 23, 2008 [West Bend Daily News](#) [Al Wilhelmi letter] entitled, "Lower Speed Limit on Highway 164."
52. November 17, 2008 [WTMJ Channel 4 Speedbusters](#) News Story entitled, "Highway 164."
53. March 29, 2009 Highway J Citizens Group, U.A. leaflet with photographs of three accident victims killed in 55 mph zone of Highway 164.
54. April 1, 2009 [Hartford Times-Press](#) article entitled, "Families, Village Stricken with Grief."
55. April 18, 2009 [Hartford-Slinger Express News](#) article entitled, "Area Legislators Seek Lower Speed Limit on Highway 164."
56. April 9, 2009 Joint Legislative Letter [State Senators Glenn Grothman and Ted Kanavas and State Representatives Don Pridemore, Pat Strachota and Dan Knodl] to Governor Jim Doyle supporting 45 mph speed limit on Highway 164.
57. April 27, 2009 [WTMJ Channel 4 Speedbusters](#) News Story entitled, "Fixing Highway 164."
58. December 7, 2009 [WTMJ Channel 4 Speedbusters](#) News Story entitled, "Another Accident on Highway 164."
59. August 19, 2011 Highway 164 Accident Photos with Captions (occurring in 55 mph speed zone).
60. January 30, 2012 Washington County Supervisor Mark McCune letter to WisDOT, Governor Scott Walker, Village of Richfield and others supporting 45 mph speed limit on Highway 164.
61. July 21, 2012 Speed-Related Traffic Accident in 55 mph zone of STH 164 -- July 24, 2012 [West Bend Daily News](#) article entitled, "Rollover Crash Injures Two."
62. July 21, 2012 Speed-Related Traffic Accident in 55 mph zone of STH 164 -- accident photos with descriptive captions.