

A detailed map of Southeastern Wisconsin, showing a network of roads, highways, and rail lines. Major cities like Milwaukee, Waukesha, and Racine are visible. A prominent orange vertical band highlights a specific corridor. The map also delineates various watersheds, including the Root River, Fox River, and Des Plaines River. The title 'A TRANSPORTATION IMPROVEMENT PROGRAM FOR SOUTHEASTERN WISCONSIN: 2009-2012' is overlaid in large, bold, black letters.

# A TRANSPORTATION IMPROVEMENT PROGRAM FOR SOUTHEASTERN WISCONSIN: 2009-2012

**SOUTHEASTERN WISCONSIN  
REGIONAL PLANNING COMMISSION**

**KENOSHA COUNTY**

Anita M. Faraone  
Adelene Greene,  
Secretary  
Robert W. Pitts

**RACINE COUNTY**

Susan S. Greenfield  
Mary A. Kacmarcik  
Michael J. Miklasevich

**MILWAUKEE COUNTY**

William R. Drew,  
Treasurer  
Lee Holloway

**WALWORTH COUNTY**

Richard A. Hansen,  
Vice-Chairman  
Gregory L. Holden  
Nancy Russell

**OZAUKEE COUNTY**

Thomas H. Buestrin  
William E. Johnson  
Gus W. Wirth, Jr.

**WASHINGTON COUNTY**

John M. Jung  
Daniel S. Schmidt  
David L. Stroik,  
Chairman

**WAUKESHA COUNTY**

James T. Dwyer  
Anselmo Villarreal  
Paul G. Vrakas

**SOUTHEASTERN WISCONSIN REGIONAL  
PLANNING COMMISSION STAFF**

Kenneth R. Yunker, PE . . . . . Executive Director  
Nancy M. Anderson, AICP . . . . . Chief Community Assistance Planner  
Michael G. Hahn, PE, PH . . . . . Chief Environmental Engineer  
Christopher T. Hiebert, PE. . . . . Chief Transportation Engineer  
Elizabeth A. Larsen . . . . . Business Manager  
John G. McDougall . . . . . Geographic Information Systems Manager  
John R. Meland . . . . . Chief Economic Development Planner  
Dr. Donald M. Reed . . . . . Chief Biologist  
Kenneth J. Schlager, PE . . . . . Chief Telecommunications Engineer  
Donald P. Simon, RLS . . . . . Chief Planning Illustrator  
William J. Stauber . . . . . Chief Land Use Planner

**A TRANSPORTATION IMPROVEMENT PROGRAM FOR  
SOUTHEASTERN WISCONSIN: 2009-2012**

Prepared by the

Southeastern Wisconsin Regional Planning Commission  
W239 N1812 Rockwood Drive  
P. O. Box 1607  
Waukesha, Wisconsin 53187-1607

The preparation of this publication was financed in part through planning funds provided by the Wisconsin Department of Transportation and the U. S. Department of Transportation, Federal Highway and Federal Transit Administrations.

March 2009

(This page intentionally left blank)

## TABLE OF CONTENTS

### Page

Resolution of the Southeastern Wisconsin Regional Planning Commission Endorsing the Transportation Improvement Program.....	v
Introduction .....	1
Advisory Committee, Technical Staff, and Public Involvement in TIP Preparation.....	3
The Transportation Improvement Program and Regional Transportation Planning .....	4
The 2009 Through 2012 Transportation Improvement Program .....	4
Highway Preservation .....	9
Highway Improvement .....	9
Highway Expansion .....	9
Transit Preservation .....	9
Transit Improvement.....	9
Transit Expansion .....	9
Highway Safety .....	9
Environmental Enhancement .....	9
Highway Off-System .....	9
Status of Projects Identified Within the Annual Element of the 2007 Through 2010 Transportation Improvement Program .....	11
Summary .....	11

## List of Appendices

### Appendix

A	2009 Through 2012 Transportation Improvement Program for Southeastern Wisconsin.....	A-1
B	Implementation Status of Projects in the 2007 Through 2010 Transportation Improvement Program for Southeastern Wisconsin .....	B-1
C	Assessment of Conformity of the Year 2035 Regional Transportation Plan for Southeastern Wisconsin and 2009 Through 2012 Transportation Improvement Program for Southeastern Wisconsin With Respect to the State of Wisconsin Air Quality Implementation Plan.....	C-1
D	Assessment of Available Funding for the 2009 Through 2012 Transportation Improvement Program.....	D-1
E	Advisory Committee Memberships - Intergovernmental Coordinating and Advisory Committees on Transportation System Planning and Programming .....	E-1

## List of Appendices (continued)

<u>Appendix</u>	<u>Page</u>
F      Projected 2009 Through 2012 Operations and Planning Information, Capital Project Justifications and Financial Capacity Analysis for Public Transit Operators in Southeastern Wisconsin.....	F-1
G      Assessment of the Impacts of the Regional Transportation Improvement Program on Minority and Low-Income Populations in Southeastern Wisconsin.....	G-1
H      Summary of Record of Public Involvement: A Transportation Improvement Program for Southeastern Wisconsin: 2009-2012.....	H-1

## List of Figures

### Figure

1      Distribution of Expenditures in 2009 of the 2009 Through 2012 Transportation Improvement Program by Project Category.....	10
--	----

## List of Tables

### Table

1      Cost Summary of Projects Within the Four Years of 2009 Through 2012 Transportation Improvement Program.....	5
2      Cost Summary of Projects in the First Year of the Transportation Improvement Program—2009—by Federal Aid Program and Area .....	6
3      Cost Summary of FHWA-Funded Projects in the First Year of the Transportation Improvement Program—2009.....	7
4      Cost Summary of FTA-Funded Projects in the First Year of the Transportation Improvement Program—2009.....	8

## RESOLUTION NO. 2009-03

### **RESOLUTION OF THE SOUTHEASTERN WISCONSIN REGIONAL PLANNING COMMISSION ENDORING THE URBAN TRANSPORTATION PLANNING PROCESS IN SOUTHEASTERN WISCONSIN, THE ADOPTED YEAR 2035 REGIONAL TRANSPORTATION PLAN, AND THE 2009-2012 TRANSPORTATION IMPROVEMENT PROGRAM FOR SOUTHEASTERN WISCONSIN**

WHEREAS, the Southeastern Wisconsin Regional Planning Commission is charged with the responsibility of carrying out a long-range comprehensive planning program for the seven counties in the Southeastern Wisconsin Region and, as a part of that program, is presently engaged in a continuing, comprehensive, and cooperative areawide land use-transportation planning process pursuant to the provisions of the Federal Aid Highway Act of 1962 and the Federal Urban Mass Transportation Act of 1964, as amended; and

WHEREAS, the Southeastern Wisconsin Regional Planning Commission has been designated by the Governor of the State of Wisconsin as the official cooperative, comprehensive, continuing areawide transportation planning agency (Metropolitan Planning Organization, or MPO) under the rules and regulations promulgated by the U. S. Department of Transportation, Federal Highway Administration and Federal Transit Administration, with respect to the Kenosha, Milwaukee, Racine, and Wisconsin portion of the Round Lake Beach urbanized areas, such rules and regulations being found in the *Federal Register*, dated Wednesday, February 14, 2007; and

WHEREAS, the aforesaid rules and regulations promulgated by the U. S. Department of Transportation, Federal Highway Administration and Federal Transit Administration, require that the MPO shall develop and update a transportation improvement program (TIP) in cooperation with State and local officials, transit operators, and other affected agencies and individuals; and

WHEREAS, the Southeastern Wisconsin Regional Planning Commission has, in carrying out its responsibilities as the MPO, prepared, in full cooperation with all concerned State and local officials, transit operators, and other interested parties, a document entitled, *A Transportation Improvement Program for Southeastern Wisconsin: 2009-2012*; and

WHEREAS, the subject program identifies transportation improvements recommended for advancement during the period 2009-2012, provides for a staging of improvements over the period 2009-2012 consistent with the regional transportation system plan, includes estimates of costs and revenues for the period 2009-2012, and relates the improvements recommended in the program to the adopted transportation plan for the Region; and

WHEREAS, the transportation improvement program and the year 2035 regional transportation system plan have been determined to conform with both the eight hour ozone standard and to the existing State of Wisconsin implementation plan for the one hour ozone standard for the achievement of national air quality standards, as required by the Federal Clean Air Act Amendments of 1990; and

WHEREAS, the transportation improvement program was taken to public hearing on March 4, 2009, and the comments received are documented in Appendix H of the aforereferenced document;

NOW, THEREFORE, BE IT RESOLVED:

FIRST: That in accordance with 23 CFR 450.334(a), the Southeastern Wisconsin Regional Planning Commission hereby certifies that the regional transportation planning process is addressing the issues of the metropolitan planning area, and is being conducted in accordance with all applicable Federal laws, regulations, and requirements, including:

1. 23 U.S.C. 134 and 49 U.S.C. 5303, and this subpart;
2. In non-attainment and maintenance areas, Sections 174 and 176 (c) and (d) of the Clean Air Act as amended (42 U.S.C. 7504, 7506 (c) and (d)) and 40 CFR part 93;
3. Title VI of the Civil Rights Act of 1964, as amended (42 U.S.C. 2000d-1) and 49 CFR part 21;

RESOLUTION NO. 2009-03

4. 49 U.S.C. 5332, prohibiting discrimination on the basis of race, color creed, national origin, sex, or age in employment or business opportunity;
5. Sections 1101(b) of the SAFETEA-LU (Pub. L. 109-59) and 49 CFR Part 26 regarding the involvement of disadvantaged business enterprises in USDOT funded projects;
6. 23 CFR part 230, regarding the implementation of an equal employment opportunity program on Federal and Federal-aid highway construction contracts;
7. The provisions of the Americans with Disabilities Act of 1990 (42 U.S.C. 12101 *et seq.*) and 49 CFR Parts 27, 37, and 38;
8. The Older Americans Act, as amended (42 U.S.C. 6101), prohibiting discrimination on the basis of age in programs or activities receiving Federal financial assistance;
9. Section 324 of title 23 U.S.C. regarding the prohibition of discrimination based on gender; and
10. Section 504 of the Rehabilitation Act of 1973 (29 U.S.C. 794) and 49 CFR 27 regarding discrimination against individuals with disabilities.

SECOND: That the document entitled, *A Transportation Improvement Program for Southeastern Wisconsin: 2009-2012*, be, and hereby is, endorsed as the transportation improvement program for the seven-county Southeastern Wisconsin Region.

THIRD: That, in order to obviate the need to reconsider the transportation improvement program in the event that the air quality conformity findings for the new regional transportation system plan and the TIP lapse, a revised program of projects would then be comprised of the projects identified in Appendix A of the aforereferenced document identified as "Exempt," as well as those projects that have either: 1) completed the NEPA process at such time as the air quality conformity finding lapses, or 2) are identified in the Code of Federal Regulations (Table 3, 40 CFR 51.462).

FOURTH: That a true, correct, and exact copy of this resolution and the document entitled, *A Transportation Improvement Program for Southeastern Wisconsin: 2009-2012*, shall be forthwith transmitted through the Secretary of the Wisconsin Department of Transportation to the Governor, the Federal Transit Administration, and the Federal Highway Administration.

The foregoing resolution, upon motion duly made and seconded, was regularly adopted at the meeting of the Executive Committee of the Southeastern Wisconsin Regional Planning Commission held on the 17th day of March 2009, the vote being Ayes 7, Nays 0.



David L. Stroik, Chairman

ATTEST:



Kenneth R. Yunker, Deputy Secretary



# **A TRANSPORTATION IMPROVEMENT PROGRAM FOR SOUTHEASTERN WISCONSIN: 2009-2012**

## **INTRODUCTION**

This transportation improvement program (TIP) is the twenty-fifth such program prepared for the Southeastern Wisconsin Region. The TIP is a federally required listing of all arterial highway and public transit improvement projects proposed to be carried out by State and local governments over the next four years (2009-2012) in the seven-county Southeastern Wisconsin Region.

The TIP was developed under the guidance of the Southeastern Wisconsin Regional Planning Commission's Advisory Committees for Transportation System Planning and Programming in the Kenosha, Milwaukee, Racine and Round Lake Beach urbanized areas, and in close cooperation with municipal, county, and state transportation implementation agencies. The rosters of these committees are listed in Appendix E of this report. The TIP contains 676 projects within the Region for the four-year programming period of 2009 through 2012. The TIP represents a total potential investment in transportation improvements and services of \$3.28 billion. Of this total, \$1.51 billion, or about 46 percent, is proposed to be provided in federal aids; \$1.37 billion, or about 42 percent, in state funds; and \$398 million, or about 12 percent, in local monies.

The first two years of the four-year program are significant because a transportation system improvement project in the Region may be eligible for federal funding in 2009 if it is included in these first two years of the TIP. Proposed expenditures in the first year of the TIP—2009—total \$864 million.

The key elements of this TIP document are:

1. A project-by-project listing of the transportation improvement projects constituting the 2009-2012 transportation improvement program, including identification of the projects programmed for each of the four years of the TIP: 2009, 2010, 2011, and 2012. (Appendix A).

2. A list of the status of projects contained in the previous 2007-2010 TIP including an identification of projects which were completed or dropped from the TIP (Appendix B).
3. An assessment of conformity of the 2009-2012 transportation improvement program with the Wisconsin State Implementation Plan for air quality. (Appendix C).
4. An assessment of the ability of available funding to implement the 2009-2012 transportation improvement program (Appendix D).
5. A list of the membership of the Advisory Committees on Transportation System Planning and Programming (Appendix E).
6. A tabular description of projected 2009 operations of the five transit operators in the Region and a description of the financial capacity of the five transit operators in the Region (Appendix F).
7. An assessment of the impacts of the regional transportation improvement program on minority and low-income populations in southeastern Wisconsin (Appendix G).
8. A summary of the public comment received on the draft 2009-2012 transportation improvement program (Appendix H).
9. A project-by-project listing of projects that have the potential to be funded with Federal American Recovery and Reinvestment Act of 2009 funds (Appendix I).

Federal regulations require that transit and arterial highway improvement projects within the seven-county Southeastern Wisconsin Region be included in this transportation improvement program if these projects are to be eligible for capital or operating federal funding. The program should also include non-federally funded transit and arterial highway projects within the Region. Sufficient information should be given to identify each project; show estimated total costs and the estimated amounts of federal, state, and local funds proposed to be obligated during the program period against those costs; designate the proposed type of federal funds to be used by the project; and identify the state and local agencies responsible for carrying out each project. Federal regulations also require that the transportation improvement program be determined to be consistent with the adopted regional transportation system plan and be approved by the Regional Planning Commission as the metropolitan planning organization for the urbanized areas in southeastern Wisconsin. Approval by the Governor of the State of Wisconsin, or his designee, the Secretary of the Wisconsin Department of Transportation, is also required.

The transportation improvement program by definition indicates the transportation improvement priorities of State and local governments by their program of projects for implementation in each of the four years of the program. The transportation improvement program represents a stage of implementation of the regional transportation system plan. The TIP includes a demonstration that available funding sources are adequate to implement the TIP by comparing total TIP costs and revenues for the program period.

## **ADVISORY COMMITTEE, TECHNICAL STAFF, AND PUBLIC INVOLVEMENT IN TIP PREPARATION**

To assist in, and guide, the preparation of the transportation improvement program, the Regional Planning Commission has established advisory committees in each of the urbanized areas of the Region. These committees are made up of local elected officials and agency representatives responsible for transportation system improvement, operation, and maintenance within each urbanized area. The committees are charged with the responsibility of reviewing and approving the transportation improvement program as it is prepared annually for submission to the Commission and then to the state and federal governments. Rosters of the advisory committees are set forth in Appendix E.

The technical effort required to develop this transportation improvement program was provided by an interagency staff team composed of representatives of the Wisconsin Department of Transportation, Southeast Transportation Region; the Milwaukee County Department of Public Works; the Milwaukee County Transit System; the City of Milwaukee; and the Regional Planning Commission. This staff team was directly involved in preparing the transportation improvement program and contacted all local engineers, planners, and transit operators within the Region in an attempt to assure not only participation in, and understanding of, the program development process, but also to assure that all proposed State and local government transportation projects were included in the TIP.

There is public involvement attendant to each project in the TIP. The TIP is consistent with, and drawn from, the regional transportation plan and the Commission conducts extensive public involvement efforts as part of that plan. Also, each project as proposed by State or local government likely has had, or will have, public involvement as part of the preparation of preliminary engineering, environmental assessment, annual government budget, or capital improvement program. A public meeting was held on the TIP, and the formal record of that meeting and comments on the TIP is set forth in Appendix G. The Wisconsin Department of Transportation relies on the public involvement attendant to the TIP to satisfy Federal Transit Administration (FTA) program and planning requirements related to the FTA Section 5307 and Section 5309 funding programs.

## **THE TRANSPORTATION IMPROVEMENT PROGRAM AND REGIONAL TRANSPORTATION PLANNING**

Since 1961, the Regional Planning Commission has carried on the transportation system planning necessary to guide transportation improvement programming within the Region. The adopted regional transportation system plan for the year 2035 is documented in SEWRPC Planning Report No. 49, *A Regional Transportation System Plan for Southeastern Wisconsin: 2035*, and as well in SEWRPC Planning Report No. 48, *A Regional Land Use Plan for Southeastern Wisconsin: 2035*.

The long-range transportation plan element for the highway system recommends those arterial facilities which require preservation, those arterial facilities for which improvement is recommended, and those new arterial facilities which are proposed as system expansion. The long-range plan element for transit recommends those transit facilities and services which should be preserved, those transit facilities and services which are recommended to be improved, and those new transit facility and service extensions and expansions which are recommended to be implemented. The long-range plan element for transportation systems management recommends demand management actions to reduce traffic demand and traffic management actions to increase the capacity of the existing transportation system at low cost and disruption. The long-range plan element for bicycle and pedestrian facilities makes recommendations for bicycle accommodations on surface arterial streets and for off-street bicycle facilities.

## **THE 2009 THROUGH 2012 TRANSPORTATION IMPROVEMENT PROGRAM**

The total funds required to implement the projects contained within the first year—2009—of the TIP are \$863,723,700; and, federal funding sources would supply \$468,154,700; state sources, \$280,313,000; and local sources, the remaining \$115,256,000 (see Table 1). A more detailed program cost summary by federal aid program, area, and project category is presented in Tables 2 through 4.

Appendix A presents a project-by-project listing of the transportation improvement program. Sufficient information is provided to identify the type of project; the termini and length of the project; the estimated total cost and amount of federal, state, and local funds proposed to be obligated during the program year; and the proposed federal funding program; and the recipient or agency responsible for implementing the project. Table A-1 of Appendix A sets forth the transportation improvement program for the Milwaukee area, including Milwaukee, Ozaukee, Washington, and Waukesha Counties, one table for each county; and, Appendix Table A-2 for the Kenosha-Racine-Walworth area. Each table is structured to indicate the TIP projects listed by order of implementing agency and, for each implementing agency, in nine categories: highway system preservation, highway system improvement, highway system expansion, transit system preservation, transit system improvement, transit system expansion, highway safety, environmental enhancement, and off-system highway:

Table 1

**COST SUMMARY OF PROJECTS WITHIN THE FOUR YEARS  
OF 2009 THROUGH 2012 TRANSPORTATION IMPROVEMENT PROGRAM**

Milwaukee Area	2009	2010	2011	2012
Milwaukee County				
Federal	\$ 289,761,500	\$ 223,216,900	\$ 247,023,700	\$ 178,479,500
State	211,067,100	187,473,300	452,833,300	247,729,700
Local	62,398,400	59,523,200	61,480,300	56,026,800
Total	563,227,000	470,213,400	761,337,300	482,236,000
Ozaukee County				
Federal	18,297,900	6,562,400	7,481,500	134,400
State	3,061,400	8,689,800	1,219,000	147,000
Local	4,709,800	964,900	29,800	31,300
Total	26,069,100	16,217,100	8,730,300	312,700
Washington County				
Federal	24,831,900	10,276,600	8,498,100	32,452,300
State	10,828,400	7,234,600	6,628,400	12,800,200
Local	2,361,600	2,345,700	1,254,000	1,383,300
Total	38,021,900	19,856,900	16,380,500	46,635,800
Waukesha County				
Federal	30,863,300	60,166,600	56,799,200	53,597,800
State	16,748,300	40,898,300	18,297,300	13,098,200
Local	27,658,100	28,625,800	19,636,200	22,996,300
Total	75,269,700	129,690,700	94,732,700	89,692,300
Milwaukee Area – Subtotal				
Federal	363,754,600	300,222,500	319,802,500	264,664,000
State	241,705,200	244,296,000	478,978,000	273,775,100
Local	97,127,900	91,459,600	82,400,300	80,437,700
Total	\$ 702,587,700	\$ 635,978,100	\$ 881,180,800	\$ 618,876,800
Kenosha, Racine, Walworth Area	2009	2010	2011	2012
Kenosha County				
Federal	\$ 21,801,300	\$ 22,429,100	\$ 21,226,900	\$ 4,898,000
State	5,261,800	2,794,000	1,883,800	4,140,300
Local	12,517,000	8,305,000	6,835,000	2,872,600
Total	39,580,100	33,528,100	29,945,700	11,910,900
Racine County				
Federal	30,775,200	27,728,500	12,425,000	17,573,000
State	24,797,000	30,771,000	11,140,400	7,243,100
Local	5,211,200	3,741,200	2,259,900	2,795,100
Total	60,783,400	62,240,700	25,825,300	27,611,200
Walworth County				
Federal	51,823,600	30,970,200	6,061,400	8,023,400
State	8,549,000	5,637,000	28,531,400	4,725,100
Local	399,900	398,600	680,700	365,600
Total	60,772,500	37,005,800	35,273,500	13,114,100
Kenosha, Racine, Walworth Area - Subtotal				
Federal	104,400,100	81,127,800	39,713,300	30,494,400
State	38,607,800	39,202,000	41,555,600	16,108,500
Local	18,128,100	12,444,800	9,775,600	6,033,300
Total	\$ 161,136,000	\$ 132,774,600	\$ 91,044,500	\$ 52,636,200
Region Total	2009	2010	2011	2012
Federal	\$ 468,154,700	\$ 381,350,300	\$ 359,515,800	\$ 295,158,400
State	280,313,000	283,498,000	520,533,600	289,883,600
Local	115,256,000	103,904,400	92,175,900	86,471,000
Total	\$ 863,723,700	\$ 768,752,700	\$ 972,225,300	\$ 671,513,000

Source: SEWRPC.

Table 2

**COST SUMMARY OF PROJECTS IN FIRST YEAR OF THE TRANSPORTATION  
IMPROVEMENT PROGRAM—2009—BY FEDERAL AID PROGRAM AND AREA**

FTA Program	Milwaukee Area <sup>a</sup>	Kenosha, Racine, and Walworth Area <sup>b</sup>	Total
Section 5307	\$ 155,360,000	\$ 12,783,100	\$ 168,143,100
Section 5309	6,078,000	11,915,300	17,993,300
Section 5310	350,300	907,700	1,258,000
Section 5311	1,614,100	214,500	1,828,600
Section 5316	3,646,000	448,400	4,094,400
Section 5317	664,100	660,300	1,324,400
Subtotal FTA	\$ 167,712,500	\$ 26,929,300	\$ 194,641,800
FHWA Program	Milwaukee Area	Kenosha, Racine, and Walworth Area	Total
Other FHWA Funds	\$ 2,060,000	\$ -	\$ 2,060,000
NHS	32,867,800	16,770,500	49,638,300
IH-M	38,736,900	42,366,000	81,102,900
IH-Substitution	3,000,000	-	3,000,000
Bridge	17,436,900	674,000	18,110,900
STP-E	6,700,100	296,100	6,996,200
STP-M	35,351,800	-	35,351,800
STP-O	296,284,200	57,617,200	353,901,400
STP-S	11,620,700	5,568,000	17,188,700
CMAQ	34,579,500	6,036,600	40,616,100
Safe Routes To School	915,200	138,700	1,053,900
Subtotal FHWA	\$ 479,553,100	\$ 131,837,000	\$ 609,020,200
Total <sup>c</sup>	\$ 652,382,400	\$ 156,366,400	\$ 808,778,800

Note: Costs shown are total project costs including state and local match.

Source: SEWRPC.

<sup>a</sup> Includes Milwaukee, Ozaukee, Washington, and Waukesha Counties.

<sup>b</sup> Includes Kenosha, Racine, and Walworth Counties.

<sup>c</sup> Approximately \$5,116,800 from a combination of Federal funding sources are programmed in the Milwaukee Transportation Management Area.

Table 3

**COST SUMMARY OF FHWA-FUNDED PROJECTS IN THE FIRST YEAR OF THE  
TRANSPORTATION IMPROVEMENT PROGRAM—2009**

Project Category		Safety Programs	Congestion Mitigation/Air Quality	Interstate Highway Maintenance	National Highway System	Interstate Highway Completion/Substitution	Bridge	Surface Transportation Program				Other FHWA Funds	Total
								Milwaukee	Other	Safety	Transportation Enhancement		
Highway System Preservation	F	--	--	62,934,600	33,654,600	--	14,053,800	16,777,900	113,215,500	--	--	320,000	240,956,400
	L	--	--	10,083,200	12,710,700	--	2,733,300	4,644,500	50,956,700	--	--	80,000	81,208,400
	T	--	--	73,017,800	46,365,300	--	16,787,100	21,422,400	164,172,200	--	--	400,000	322,164,800
Highway System Improvement	F	--	--	--	1,562,400	--	--	9,211,700	77,789,600	--	--	--	88,563,700
	L	--	--	--	390,600	--	--	4,537,500	98,849,400	--	--	--	103,777,500
	T	--	--	--	1,953,000	--	--	13,749,200	176,639,000	--	--	--	192,341,200
Highway System Expansion	F	--	--	--	1,080,000	--	--	--	67,200	--	--	--	1,147,200
	L	--	--	--	120,000	--	--	--	12,973,000	--	--	--	13,093,000
	T	--	--	--	1,200,000	--	--	--	13,040,200	--	--	--	14,240,200
Transit System Preservation	F	--	5,746,400	6,468,100	--	--	--	40,000	40,000	--	--	--	12,294,500
	L	--	1,458,300	1,617,000	--	--	--	10,000	10,000	--	--	--	3,095,300
	T	--	7,204,700	8,085,100	--	--	--	50,000	50,000	--	--	--	15,389,800
Transit System Improvement	F	--	84,000	--	--	--	--	--	--	--	--	16,000	100,000
	L	--	21,000	--	--	--	--	--	--	--	--	4,000	25,000
	T	--	105,000	--	--	--	--	--	--	--	--	20,000	125,000
Transit System Expansion	F	--	8,816,900	--	--	2,550,000	--	--	--	--	--	--	11,366,900
	L	--	2,204,200	--	--	450,000	--	--	--	--	--	--	2,654,200
	T	--	11,021,100	--	--	3,000,000	--	--	--	--	--	--	14,021,100
Off-System	F	--	--	--	--	--	1,059,000	--	--	--	--	--	1,059,000
	L	--	--	--	--	--	264,800	--	--	--	--	--	264,800
	T	--	--	--	--	--	1,323,800	--	--	--	--	--	1,323,800
Safety	F	1,053,900	--	--	96,000	--	--	104,000	--	11,501,000	--	--	12,754,900
	L	--	--	--	24,000	--	--	26,000	--	5,687,700	--	--	5,737,700
	T	1,053,900	--	--	120,000	--	--	130,000	--	17,188,700	--	--	18,492,600
Environmental Enhancement	F	--	16,645,400	--	--	--	--	200	--	--	5,299,600	1,312,000	23,257,200
	L	--	5,639,900	--	--	--	--	--	--	--	1,696,600	328,000	7,664,500
	T	--	22,285,300	--	--	--	--	200	--	--	6,996,200	1,640,000	30,921,700
Total	F	1,053,900	31,292,700	69,402,700	36,393,000	2,550,000	15,112,800	26,133,800	191,112,300	11,501,000	5,299,600	1,648,000	391,499,800
	L	--	9,323,400	11,700,200	13,245,300	450,000	2,998,100	9,218,000	162,789,100	5,687,700	1,696,600	412,000	217,500,400
	T	1,053,900	40,616,100	81,102,900	49,638,300	3,000,000	18,110,900	35,351,800	353,901,400	17,188,700	6,996,200	2,060,000	609,020,200

Code: F = Federal; L = Local; T = Total

Note: Local match includes State funding.

Source: SEWRPC.

**Table 4**

**COST SUMMARY OF FTA-FUNDED PROJECTS IN THE FIRST YEAR OF THE  
TRANSPORTATION IMPROVEMENT PROGRAM—2009**

Project Category		Section 5307	Section 5309	Section 5310	Section 5311	Section 5316	Section 5317	Total
Transit System Preservation	F	\$ 51,400,900	\$ 13,655,500	\$ 1,007,300	\$ 626,700	\$ 1,816,500	\$ 1,053,600	\$ 69,560,500
	L	114,224,700	3,137,800	250,700	1,201,900	2,025,100	270,800	121,111,000
	T	165,625,600	16,793,300	1,258,000	1,828,600	3,841,600	1,324,400	190,671,500
Transit System Improvement	F	911,500	--	--	--	--	--	911,500
	L	106,000	--	--	--	--	--	106,000
	T	1,017,500	--	--	--	--	--	1,017,500
Transit System Expansion	F	1,040,000	960,000	--	--	--	--	2,000,000
	L	460,000	240,000	--	--	--	--	700,000
	T	1,500,000	1,200,000	--	--	--	--	2,700,000
Total <sup>a</sup>	F	53,352,400	14,615,500	1,007,300	626,700	1,942,900	1,053,600	72,598,400
	L	114,790,700	3,377,800	250,700	1,201,900	2,151,500	270,800	122,043,400
	T	\$ 168,143,100	\$ 17,993,300	\$ 1,258,000	\$ 1,828,600	\$ 4,094,400	\$ 1,324,400	\$ 194,641,800

Code: F = Federal; L = Local; T = Total

Note: Local match includes State funding.

Source: SEWRPC.

<sup>a</sup> Includes \$50,700 of Section 5316 funds and \$50,700 of local funds programmed to provide low interest loans to low-income families for automobile purchases to ensure transportation to work, and \$75,700 of Section 5316 funds and \$75,700 of local funds programmed to provide vehicle repair services for low-income and handicapped persons to ensure transportation to work.

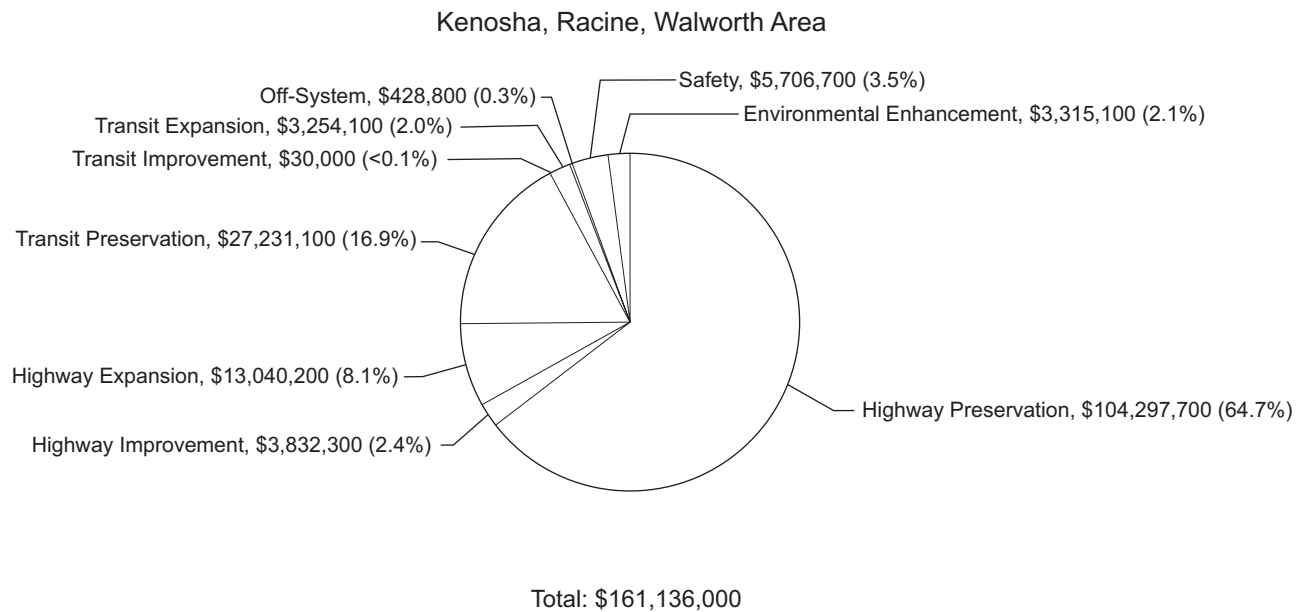
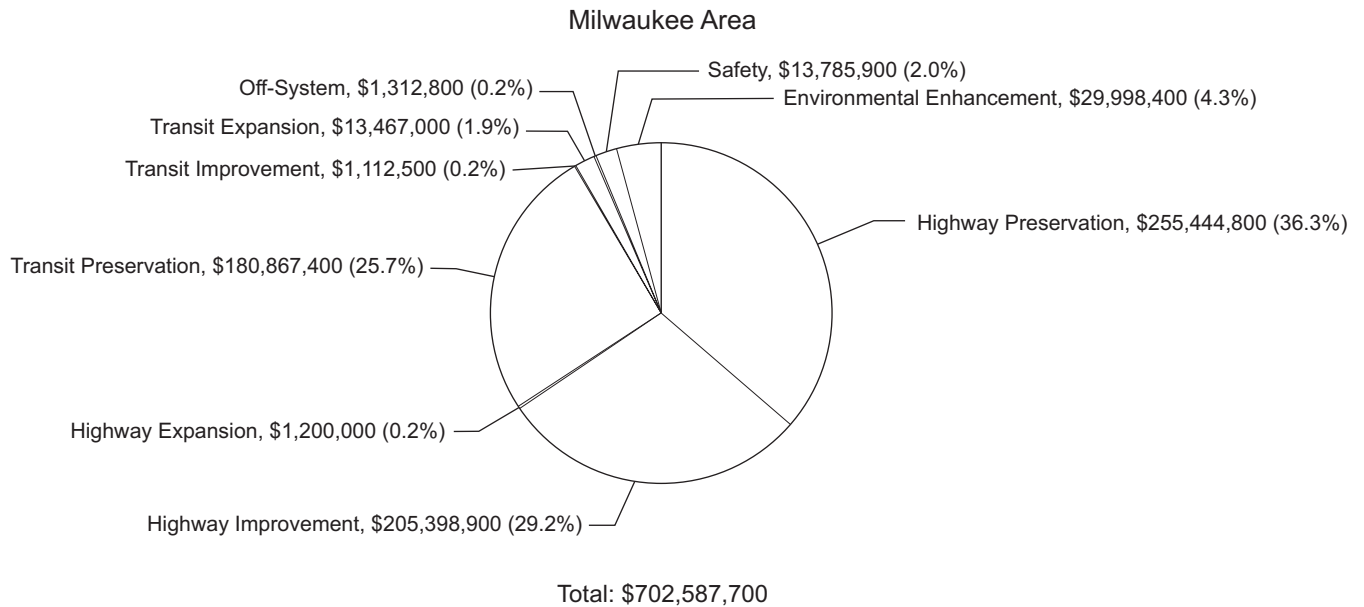


- Highway Preservation: Projects which result in little or no increase in the traffic-carrying capacity of the existing arterial street system, but which are necessary to maintain existing capacity and structural adequacy of the arterial facility for which the project is proposed.
- Highway Improvement: Projects which significantly increase the capacity of the existing arterial highway system, typically through the addition of traffic lanes.
- Highway Expansion: Projects which significantly increase the capacity of the arterial highway system through development of new arterial streets or highways.
- Transit Preservation: Projects which are necessary to maintain the current quality and level of service on the existing transit system.
- Transit Improvement: Projects which improve the quality and level of service on the existing transit system.
- Transit Expansion: Projects which either expand the existing transit system or create new transit systems or subsystems.
- Highway Safety: Projects designed to improve or eliminate existing unsafe conditions on the federal aid highway system as it currently exists, and are candidates for special federal safety program funding.
- Environmental Enhancement: Projects which, while materially reducing air, noise, or visual pollution, do not significantly affect highway system operation or capacity.
- Highway Off-System: Projects on streets or highways which are not on the arterial street and highway system and are candidates for special federal funding.

Figure 1 graphically presents the proposed expenditures in the first year of the TIP--2009--by each of the nine project categories for each of two areas, the Milwaukee Transportation Management Area including Milwaukee, Ozaukee, Washington, and Waukesha Counties, and the Kenosha, Racine, and Walworth Transportation Management Area including Kenosha, Racine, and Walworth Counties. Certain expenditure patterns are apparent from an examination of Figure 1. These include the following:

Figure 1

**DISTRIBUTION OF EXPENDITURES IN 2009 OF THE  
2009 THROUGH 2012 TRANSPORTATION IMPROVEMENT PROGRAM BY PROJECT CATEGORY**



Source: SEWRPC.

- A significant proportion of financial resources are to be devoted to the preservation of the existing transportation facilities and services--about 65.7 percent in the Region. This allocation of resources is especially notable when it is considered that virtually none of the funding for routine highway maintenance activities--snowplowing, ice control, grass cutting, power for street lighting, and litter pickup--is included in the TIP.
- The expenditure of funds for highway expansion is about \$14 million, or about 1.7 percent of total programmed expenditures in the Region. The expenditures for highway improvement are approximately \$209 million, or 24.2 percent of total expenditures. This compares to the \$360 million programmed for expenditures on highway preservation, or about 41.7 percent of total programmed expenditures.
- A significant proportion of total financial resources is devoted to public transit projects, which account for about 26.2 percent of the programmed resources. Of the total programmed resources for public transit, 92.1 percent is for preservation, and 0.5 percent and 7.4 percent for service improvement and service expansion, respectively.

## **STATUS OF PROJECTS IDENTIFIED WITHIN ANNUAL ELEMENT OF THE 2007 THROUGH 2010 TRANSPORTATION IMPROVEMENT PROGRAM**

Appendix B of the transportation improvement program reports on the status of projects contained within the 2007 through 2010 transportation improvement program. Projects will either have been completed; contained within this 2009 through 2012 transportation improvement program as part of the established sequence of project development (especially complex multi-stage projects); postponed from the 2007 through 2010 transportation improvement program and contained in the 2009 through 2012 transportation improvement program; or dropped from consideration or postponed beyond the time period covered by the 2009 through 2012 transportation improvement program.

## **SUMMARY**

This transportation improvement program sets forth, in tabular format in Appendix A, the list of projects for improving transportation facilities and services proposed for the years 2009 through 2012 by State and local governments within southeastern Wisconsin. All projects have been determined to be in conformance with the adopted regional transportation system plan.

\* \* \*

## APPENDICES

## APPENDIX A

### 2009 THROUGH 2012 TRANSPORTATION IMPROVEMENT PROGRAM FOR SOUTHEASTERN WISCONSIN

Appendix A is the list of projects constituting the transportation improvement program for the seven county Southeastern Wisconsin Region.

Table A-1: The TIP for the Milwaukee Transportation Management Area

Table A-2: The TIP for the Kenosha County, Racine County, and Walworth County Transportation Management Area

Table A-3: Projects Potentially Utilizing Federal American Recovery and Reinvestment Act of 2009 Funding not Currently Planned to Utilize Other Federal Funding Sources in 2009 through 2012

Within each table, projects are listed in order by implementing agency--The State of Wisconsin first, then the appropriate county in alphabetical order; and then by municipality in alphabetical order within county. The TIP projects of each implementing agency are arranged in order by the following project categories: highway preservation, highway improvement, highway expansion, transit preservation, transit improvement, transit expansion, highway safety, off-system highway improvement, and highway-related environmental enhancement.

An explanation of the abbreviations used in the Appendix follows:

#### Source of Funds (federal and state fund codes)

BRF	Bridge Replacement Funds
CMAQ	Congestion Mitigation and Air Quality Improvement Funds
COMB	Combination of FHWA and FTA Funds
FAI(4R)	Federal Aid Interstate Funds
FED REC	Federal American Recovery and Reinvestment Act of 2009 Funds
FRA	Federal Railroad Administration Funds
FTA 5303	FTA Section 5303 Funds--Metropolitan Planning Program
FTA 5309	FTA Section 5309 Funds--Capital Program
FTA 5307	FTA Section 5307 Funds--Urban Formula Program
FTA 5310	FTA Section 5310 Funds--Elderly and Persons with Disabilities Program
FTA 5311	FTA Section 5311 Funds--Nonurban Area Formula Program
FTA 5313/5314	FTA Section 5313/5314 Funds--State Planning and Research Program
FTA 5316	FTA Section 5316 Funds--Job Access and Reverse Commute
FTA 5317	FTA Section 5317 Funds--New Freedom Program
GCM	Gary, Chicago, Milwaukee Corridor Intelligent Transportation System Funds
IH-C/S	Interstate Highway - Completion or Substitution Funds
IH-M	Interstate Highway - Maintenance Funds
LRIP	Local Road Improvement Program
NHS	National Highway System Funds
OTHER FED	Federal funding programs not sponsored by FHWA or FTA (Economic Development Funds and Urban Development Action Grants are examples)
OTHER FHWA	FHWA funding program other than those listed (includes certain limited demonstration funds)
SIB	State Investment Bank Funds
SRTS	Safe Routes to School Funds
STP-E	Surface Transportation Program - Enhancement Funds
STP-M	Surface Transportation Program - Milwaukee Urbanized Area Funds
STP-O	Surface Transportation Program - Other Funds (Rural, other urban and urbanized areas, discretionary)
STP-S	Surface Transportation Program - Safety Funds

TEA                      Transportation Economic Assistance

Project No.

1                      Project number for project in 2009-2012 TIP  
(1)                      2007-2010 TIP project number for project contained in 2007-2010 TIP

Project Description

CTH                      County trunk highway  
IH                        Interstate highway  
STH                      State trunk highway  
M or MI                Miles

"C/" represents "City of"

"V/" represents "Village of"

"T/" represents "Town of"

Project Type

HP                      Highway Preservation  
HI                        Highway Improvement  
HE                        Highway Expansion  
TP                        Transit Preservation  
TI                        Transit Improvement  
TE                        Transit Expansion  
EE                        Environmental Enhancement  
HS                        Highway Safety  
OH                        Off Arterial Highway System

Cost

PE                        Preliminary engineering  
ROW                      Right-of-way  
CONST                   Construction  
OTHER                    Purchase and/or installation of equipment

Air Quality Status

EXEMPT                Project implementation is exempt from air quality conformity assessment. Such projects are considered to have no impact on air quality.

NON-EXEMPT        Project implementation requires air quality conformity assessment. However, project is  
AIR QUALITY        considered to have a minimal impact on air quality and does not need to be included in a  
NEUTRAL              regional emissions analysis supporting an air quality conformity assessment.

NON-EXEMPT        Project implementation requires air quality conformity assessment. Project is considered to  
have an impact on air quality and must be included in a regional emissions analysis supporting  
an air quality conformity assessment.

Economic Recovery Act

R                        Project indicated by the project sponsor as potentially being funded by the American Recovery  
and Reinvestment Act of 2009.

**TRANSPORTATION IMPROVEMENT PROGRAM FOR THE MILWAUKEE TRANSPORTATION MANAGEMENT AREA --  
MILWAUKEE COUNTY 2009-2012**

PROJECT SPONSOR	PROJECT			ESTIMATED COSTS (\$1,000)							AIR QUAL STAT	
	NO	DESCRIPTION / STATE ID	TYPE			2009	2010	2011	2012	Total		
STATE OF WISCONSIN	1  (2)	TECHNICAL & PLANNING SUPPORT FOR INTELLIGENT TRANSPORTATION SYSTEM DEVELOPMENT     8000150	HP	DETAIL COSTS	PE	1,000.0	1,000.0	1,000.0	1,000.0	4,000.0	EXEMPT	
					ROW	0.0	0.0	0.0	0.0	0.0		
					CONST	0.0	0.0	0.0	0.0	0.0		
					OTHER	0.0	0.0	0.0	0.0	0.0		
				TOTAL	1,000.0	1,000.0	1,000.0	1,000.0	4,000.0			
				SOURCE OF FUNDS	LOCAL	0.0	0.0	0.0	0.0	0.0		
STATE	1,000.0	1,000.0	1,000.0		1,000.0	4,000.0						
				DETAIL COSTS	PE	1,400.0	1,400.0	1,400.0	1,400.0	5,600.0	EXEMPT	
					ROW	0.0	0.0	0.0	0.0	0.0		
					CONST	0.0	0.0	0.0	0.0	0.0		
					OTHER	0.0	0.0	0.0	0.0	0.0		
				TOTAL	1,400.0	1,400.0	1,400.0	1,400.0	5,600.0			
				SOURCE OF FUNDS	LOCAL	0.0	0.0	0.0	0.0	0.0		
STATE	1,400.0	1,400.0	1,400.0		1,400.0	5,600.0						
				DETAIL COSTS	PE	0.0	0.0	0.0	0.0	0.0	EXEMPT	
					ROW	0.0	0.0	0.0	0.0	0.0		
					CONST	0.0	0.0	0.0	0.0	0.0		
					OTHER	625.0	625.0	625.0	625.0	2,500.0		
				TOTAL	625.0	625.0	625.0	625.0	2,500.0			
				SOURCE OF FUNDS STP-M	LOCAL	125.0	125.0	125.0	125.0	500.0		
STATE	0.0	0.0	0.0		0.0	0.0						
				DETAIL COSTS	FEDERAL	500.0	500.0	500.0	500.0	2,000.0	EXEMPT	
					TOTAL	625.0	625.0	625.0	625.0	2,500.0		
					SOURCE OF FUNDS COMB	LOCAL	237.5	237.5	237.5	237.5		950.0
						STATE	237.5	237.5	237.5	237.5		950.0
				FEDERAL	1,900.0	1,900.0	1,900.0	1,900.0	7,600.0			
				TOTAL	2,375.0	2,375.0	2,375.0	2,375.0	9,500.0			
				DETAIL COSTS	PE	0.0	0.0	0.0	0.0	0.0	EXEMPT	
					ROW	0.0	0.0	0.0	0.0	0.0		
					CONST	0.0	0.0	0.0	0.0	0.0		
					OTHER	2,375.0	2,375.0	2,375.0	2,375.0	9,500.0		
				TOTAL	2,375.0	2,375.0	2,375.0	2,375.0	9,500.0			
				SOURCE OF FUNDS STP-M	LOCAL	237.5	237.5	237.5	237.5	950.0		
STATE	237.5	237.5	237.5		237.5	950.0						
				DETAIL COSTS	FEDERAL	1,900.0	1,900.0	1,900.0	1,900.0	7,600.0	EXEMPT	
					TOTAL	2,375.0	2,375.0	2,375.0	2,375.0	9,500.0		
					SOURCE OF FUNDS STP-M	LOCAL	0.0	75.0	0.0	0.0		75.0
						STATE	0.0	75.0	0.0	0.0		75.0
				FEDERAL	0.0	600.0	0.0	0.0	600.0			
				TOTAL	0.0	750.0	0.0	0.0	750.0			
				DETAIL COSTS	PE	0.0	0.0	0.0	0.0	0.0	EXEMPT	
					ROW	0.0	0.0	0.0	0.0	0.0		
					CONST	0.0	0.0	0.0	0.0	0.0		
					OTHER	0.0	750.0	0.0	0.0	750.0		
				TOTAL	0.0	750.0	0.0	0.0	750.0			
				SOURCE OF FUNDS STP-M	LOCAL	0.0	75.0	0.0	0.0	75.0		
STATE	0.0	75.0	0.0		0.0	75.0						
				DETAIL COSTS	FEDERAL	0.0	600.0	0.0	0.0	600.0	EXEMPT	
					TOTAL	0.0	750.0	0.0	0.0	750.0		
					SOURCE OF FUNDS STP-M	LOCAL	0.0	75.0	0.0	0.0		75.0
						STATE	0.0	75.0	0.0	0.0		75.0
				FEDERAL	0.0	600.0	0.0	0.0	600.0			
				TOTAL	0.0	750.0	0.0	0.0	750.0			
				DETAIL COSTS	PE	500.0	500.0	500.0	500.0	2,000.0	EXEMPT	
					ROW	0.0	0.0	0.0	0.0	0.0		
					CONST	0.0	0.0	0.0	0.0	0.0		
					OTHER	0.0	0.0	0.0	0.0	0.0		
				TOTAL	500.0	500.0	500.0	500.0	2,000.0			
				SOURCE OF FUNDS	LOCAL	0.0	0.0	0.0	0.0	0.0		
STATE	500.0	500.0	500.0		500.0	2,000.0						
				DETAIL COSTS	FEDERAL	0.0	0.0	0.0	0.0	0.0	EXEMPT	
					TOTAL	500.0	500.0	500.0	500.0	2,000.0		
					SOURCE OF FUNDS	LOCAL	0.0	0.0	0.0	0.0		0.0
						STATE	500.0	500.0	500.0	500.0		2,000.0
				FEDERAL	0.0	0.0	0.0	0.0	0.0			
				TOTAL	500.0	500.0	500.0	500.0	2,000.0			
				DETAIL COSTS	PE	0.0	0.0	0.0	0.0	0.0	EXEMPT	
					ROW	0.0	0.0	0.0	0.0	0.0		
					CONST	1,000.0	1,000.0	1,000.0	1,000.0	4,000.0		
					OTHER	0.0	0.0	0.0	0.0	0.0		
				TOTAL	1,000.0	1,000.0	1,000.0	1,000.0	4,000.0			
				SOURCE OF FUNDS	LOCAL	0.0	0.0	0.0	0.0	0.0		
STATE	1,000.0	1,000.0	1,000.0		1,000.0	4,000.0						
				DETAIL COSTS	FEDERAL	0.0	0.0	0.0	0.0	0.0	EXEMPT	
					TOTAL	1,000.0	1,000.0	1,000.0	1,000.0	4,000.0		
					SOURCE OF FUNDS	LOCAL	0.0	0.0	0.0	0.0		0.0
						STATE	1,000.0	1,000.0	1,000.0	1,000.0		4,000.0
				FEDERAL	0.0	0.0	0.0	0.0	0.0			
				TOTAL	1,000.0	1,000.0	1,000.0	1,000.0	4,000.0			
				DETAIL COSTS	PE	0.0	0.0	0.0	0.0	0.0	EXEMPT	
					ROW	0.0	0.0	0.0	0.0	0.0		
					CONST	750.0	750.0	750.0	750.0	3,000.0		
					OTHER	0.0	0.0	0.0	0.0	0.0		
				TOTAL	750.0	750.0	750.0	750.0	3,000.0			
				SOURCE OF FUNDS	LOCAL	0.0	0.0	0.0	0.0	0.0		
STATE	750.0	750.0	750.0		750.0	3,000.0						
				DETAIL COSTS	FEDERAL	0.0	0.0	0.0	0.0	0.0	EXEMPT	
					TOTAL	750.0	750.0	750.0	750.0	3,000.0		
					SOURCE OF FUNDS	LOCAL	0.0	0.0	0.0	0.0		0.0
						STATE	750.0	750.0	750.0	750.0		3,000.0
				FEDERAL	0.0	0.0	0.0	0.0	0.0			
				TOTAL	750.0	750.0	750.0	750.0	3,000.0			

**TRANSPORTATION IMPROVEMENT PROGRAM FOR THE MILWAUKEE TRANSPORTATION MANAGEMENT AREA --  
MILWAUKEE COUNTY 2009-2012**

PROJECT SPONSOR	PROJECT			ESTIMATED COSTS (\$1,000)							AIR QUAL STAT
	NO	DESCRIPTION / STATE ID	TYPE			2009	2010	2011	2012	Total	
STATE OF WISCONSIN	9	PRELIMINARY DESIGN FOR PROJECTS THAT HAVE MINOR ENVIRONMENTAL ACTIONS (A PROJECT LIST IS AVAILABLE UPON REQUEST)  8009959	HP	DETAIL COSTS	PE	100.0	0.0	0.0	0.0	100.0	EXEMPT
					ROW	0.0	0.0	0.0	0.0	0.0	
					CONST	0.0	0.0	0.0	0.0	0.0	
					OTHER	0.0	0.0	0.0	0.0	0.0	
				TOTAL	100.0	0.0	0.0	0.0	100.0		
				SOURCE OF FUNDS STP-O	LOCAL	0.0	0.0	0.0	0.0	0.0	
					STATE	20.0	0.0	0.0	0.0	20.0	
					FEDERAL	80.0	0.0	0.0	0.0	80.0	
TOTAL	100.0	0.0	0.0		0.0	100.0					
	10	CULVERT RELINING AT VARIOUS LOCATIONS WITHIN SOUTHEASTERN WISCONSIN  80099551000-63-67	HP	DETAIL COSTS	PE	78.0	0.0	0.0	0.0	78.0	EXEMPT
					ROW	0.0	0.0	0.0	0.0	0.0	
					CONST	0.0	784.1	0.0	0.0	784.1	
					OTHER	0.0	0.0	0.0	0.0	0.0	
				TOTAL	78.0	784.1	0.0	0.0	862.1		
				SOURCE OF FUNDS STP-O	LOCAL	0.0	0.0	0.0	0.0	0.0	
					STATE	15.6	156.8	0.0	0.0	172.4	
					FEDERAL	62.4	627.3	0.0	0.0	689.7	
TOTAL	78.0	784.1	0.0		0.0	862.1					
	11 (25)	REHABILITATION OF ROADWAY AND BRIDGES ON IH-43 FROM SILVER SPRING DR TO THE NORTH MILWAUKEE COUNTY LINE (5.00 MILES)  80000861228-17-70	HP	DETAIL COSTS	PE	0.0	0.0	0.0	0.0	0.0	EXEMPT
					ROW	0.0	0.0	0.0	0.0	0.0	
					CONST	14,950.0	0.0	0.0	0.0	14,950.0	
					OTHER	0.0	0.0	0.0	0.0	0.0	
				TOTAL	14,950.0	0.0	0.0	0.0	14,950.0		
				SOURCE OF FUNDS STP-O	LOCAL	0.0	0.0	0.0	0.0	0.0	
					STATE	1,495.0	0.0	0.0	0.0	1,495.0	
					FEDERAL	13,455.0	0.0	0.0	0.0	13,455.0	
TOTAL	14,950.0	0.0	0.0		0.0	14,950.0					
	12	RESURFACING IH-43 FROM SILVER SPRING DR TO NORTH MILWAUKEE COUNTY LINE  80099511228-18-70	HP	DETAIL COSTS	PE	2,112.0	0.0	0.0	0.0	2,112.0	EXEMPT
					ROW	0.0	0.0	0.0	0.0	0.0	
					CONST	0.0	0.0	0.0	21,120.0	21,120.0	
					OTHER	0.0	0.0	0.0	0.0	0.0	
				TOTAL	2,112.0	0.0	0.0	21,120.0	23,232.0		
				SOURCE OF FUNDS IH-M	LOCAL	0.0	0.0	0.0	0.0	0.0	
					STATE	422.4	0.0	0.0	2,112.0	2,534.4	
					FEDERAL	1,689.6	0.0	0.0	19,008.0	20,697.6	
TOTAL	2,112.0	0.0	0.0		21,120.0	23,232.0					
	13	REHABILITATE STRUCTURES ON IH-94 (EASTBOUND AND WESTBOUND) FROM 27TH ST WEST TO THE MILWAUKEE COUNTY LINE (5.24 MILES)  80099571060-34-71	HP	DETAIL COSTS	PE	2,460.0	0.0	0.0	0.0	2,460.0	EXEMPT
					ROW	0.0	0.0	0.0	0.0	0.0	
					CONST	0.0	0.0	0.0	0.0	0.0	
					OTHER	0.0	0.0	0.0	0.0	0.0	
				TOTAL	2,460.0	0.0	0.0	0.0	2,460.0		
				SOURCE OF FUNDS NHS	LOCAL	0.0	0.0	0.0	0.0	0.0	
					STATE	492.0	0.0	0.0	0.0	492.0	
					FEDERAL	1,968.0	0.0	0.0	0.0	1,968.0	
TOTAL	2,460.0	0.0	0.0		0.0	2,460.0					
	14	REHABILITATION OF IH-94 (EASTBOUND AND WESTBOUND) FROM STH 100 TO S 27TH ST (STH 57) (6.20 MILES)  80099561060-34-70	HP	DETAIL COSTS	PE	2,050.0	0.0	0.0	0.0	2,050.0	EXEMPT
					ROW	0.0	0.0	0.0	0.0	0.0	
					CONST	0.0	0.0	0.0	0.0	0.0	
					OTHER	0.0	0.0	0.0	0.0	0.0	
				TOTAL	2,050.0	0.0	0.0	0.0	2,050.0		
				SOURCE OF FUNDS NHS	LOCAL	0.0	0.0	0.0	0.0	0.0	
					STATE	410.0	0.0	0.0	0.0	410.0	
					FEDERAL	1,640.0	0.0	0.0	0.0	1,640.0	
TOTAL	2,050.0	0.0	0.0		0.0	2,050.0					
	15 (27)	RECONSTRUCTION OF THE ZOO INTERCHANGE AND APPROACHES ON IH-94, IH 894 AND USH 45 IN MILWAUKEE COUNTY  80002051060-33-00	HP	DETAIL COSTS	PE	20,000.0	20,000.0	0.0	0.0	40,000.0	EXEMPT
					ROW	0.0	20,000.0	0.0	0.0	20,000.0	
					CONST	0.0	0.0	0.0	0.0	0.0	
					OTHER	0.0	0.0	0.0	0.0	0.0	
				TOTAL	20,000.0	40,000.0	0.0	0.0	60,000.0		
				SOURCE OF FUNDS IH-M	LOCAL	0.0	0.0	0.0	0.0	0.0	
					STATE	4,000.0	8,000.0	0.0	0.0	12,000.0	
					FEDERAL	16,000.0	32,000.0	0.0	0.0	48,000.0	
TOTAL	20,000.0	40,000.0	0.0		0.0	60,000.0					
	16 (29)	REHABILITATION OF THE HOAN BRIDGE ON IH-794 IN THE CITY OF MILWAUKEE  80000431300-08-70	HP	DETAIL COSTS	PE	100.0	0.0	0.0	100.0	200.0	EXEMPT
					ROW	0.0	0.0	0.0	0.0	0.0	
					CONST	0.0	0.0	0.0	0.0	0.0	
					OTHER	0.0	0.0	0.0	0.0	0.0	
				TOTAL	100.0	0.0	0.0	100.0	200.0		
				SOURCE OF FUNDS STP-O	LOCAL	0.0	0.0	0.0	0.0	0.0	
					STATE	20.0	0.0	0.0	20.0	40.0	
					FEDERAL	80.0	0.0	0.0	80.0	160.0	
TOTAL	100.0	0.0	0.0		100.0	200.0					



**TRANSPORTATION IMPROVEMENT PROGRAM FOR THE MILWAUKEE TRANSPORTATION MANAGEMENT AREA --  
MILWAUKEE COUNTY 2009-2012**

PROJECT SPONSOR	PROJECT			ESTIMATED COSTS (\$1,000)							AIR QUAL STAT																																																																																																																																																																																																																																																																																																																																																																																																						
	NO	DESCRIPTION / STATE ID	TYPE			2009	2010	2011	2012	Total																																																																																																																																																																																																																																																																																																																																																																																																							
STATE OF WISCONSIN	17	MAINTENANCE (ROUT AND SEAL) OF IH-894 FROM THE ZOO INTERCHANGE TO THE MITCHELL INTERCHANGE IN THE CITIES OF GREENFIELD AND MILWAUKEE (5.0 MILES)  80099611090-21-60	HP	DETAIL COSTS	PE	62.0	0.0	0.0	0.0	62.0	EXEMPT																																																																																																																																																																																																																																																																																																																																																																																																						
					ROW	0.0	0.0	0.0	0.0	0.0																																																																																																																																																																																																																																																																																																																																																																																																							
					CONST	0.0	627.3	0.0	0.0	627.3																																																																																																																																																																																																																																																																																																																																																																																																							
					OTHER	0.0	0.0	0.0	0.0	0.0																																																																																																																																																																																																																																																																																																																																																																																																							
					TOTAL	62.0	627.3	0.0	0.0	689.3																																																																																																																																																																																																																																																																																																																																																																																																							
				SOURCE OF FUNDS IH-M	LOCAL	0.0	0.0	0.0	0.0	0.0																																																																																																																																																																																																																																																																																																																																																																																																							
					STATE	12.4	62.7	0.0	0.0	75.1																																																																																																																																																																																																																																																																																																																																																																																																							
	18  (31)	REHABILITATION OF IH-894 BRIDGES OVER WEST FOREST HOME AVE (STH 24) IN THE CITY OF GREENFIELD  80001981100-19-70	HP	DETAIL COSTS	PE	0.0	0.0	0.0	0.0	0.0	EXEMPT																																																																																																																																																																																																																																																																																																																																																																																																						
					ROW	0.0	0.0	0.0	0.0	0.0																																																																																																																																																																																																																																																																																																																																																																																																							
					CONST	4,832.9	0.0	0.0	0.0	4,832.9																																																																																																																																																																																																																																																																																																																																																																																																							
					OTHER	0.0	0.0	0.0	0.0	0.0																																																																																																																																																																																																																																																																																																																																																																																																							
					TOTAL	4,832.9	0.0	0.0	0.0	4,832.9																																																																																																																																																																																																																																																																																																																																																																																																							
				SOURCE OF FUNDS NHS	LOCAL	0.0	0.0	0.0	0.0	0.0																																																																																																																																																																																																																																																																																																																																																																																																							
					STATE	966.6	0.0	0.0	0.0	966.6																																																																																																																																																																																																																																																																																																																																																																																																							
	19	RECONSTRUCTION OF THE IH 894 AND WEST LOOMIS RD (STH 36) INTERCHANGE  80098941090-27-70	HP	DETAIL COSTS	PE	400.0	0.0	0.0	0.0	400.0	EXEMPT																																																																																																																																																																																																																																																																																																																																																																																																						
					ROW	0.0	0.0	0.0	0.0	0.0																																																																																																																																																																																																																																																																																																																																																																																																							
					CONST	4,600.0	0.0	0.0	0.0	4,600.0																																																																																																																																																																																																																																																																																																																																																																																																							
					OTHER	0.0	0.0	0.0	0.0	0.0																																																																																																																																																																																																																																																																																																																																																																																																							
					TOTAL	5,000.0	0.0	0.0	0.0	5,000.0																																																																																																																																																																																																																																																																																																																																																																																																							
				SOURCE OF FUNDS IH-M	LOCAL	0.0	0.0	0.0	0.0	0.0																																																																																																																																																																																																																																																																																																																																																																																																							
					STATE	500.0	0.0	0.0	0.0	500.0																																																																																																																																																																																																																																																																																																																																																																																																							
	20  (33)	RECONSTRUCTION OF E STATE ST (USH 18) FROM N EDISON ST TO N PROSPECT AVE (STH 32) IN THE CITY OF MILWAUKEE (0.70 MILES)  80002982204-01-00	HP	DETAIL COSTS	PE	0.0	0.0	0.0	0.0	0.0	EXEMPT																																																																																																																																																																																																																																																																																																																																																																																																						
					ROW	0.0	0.0	0.0	0.0	0.0																																																																																																																																																																																																																																																																																																																																																																																																							
					CONST	1,414.5	0.0	0.0	0.0	1,414.5																																																																																																																																																																																																																																																																																																																																																																																																							
					OTHER	21.0	0.0	0.0	0.0	21.0																																																																																																																																																																																																																																																																																																																																																																																																							
					TOTAL	1,435.5	0.0	0.0	0.0	1,435.5																																																																																																																																																																																																																																																																																																																																																																																																							
				SOURCE OF FUNDS STP-O	LOCAL	56.6	0.0	0.0	0.0	56.6																																																																																																																																																																																																																																																																																																																																																																																																							
					STATE	230.3	0.0	0.0	0.0	230.3																																																																																																																																																																																																																																																																																																																																																																																																							
	21	RECONSTRUCT W BLUE MOUND RD (USH 18) FROM 124TH ST TO MAYFAIR RD (STH 100) IN THE CITY OF WAUWATOSA (2.03 MILES)  80099022210-07-71	HP	DETAIL COSTS	PE	600.0	0.0	0.0	0.0	600.0	EXEMPT																																																																																																																																																																																																																																																																																																																																																																																																						
					ROW	0.0	0.0	0.0	0.0	0.0																																																																																																																																																																																																																																																																																																																																																																																																							
					CONST	0.0	0.0	5,750.0	0.0	5,750.0																																																																																																																																																																																																																																																																																																																																																																																																							
					OTHER	0.0	0.0	0.0	0.0	0.0																																																																																																																																																																																																																																																																																																																																																																																																							
					TOTAL	600.0	0.0	5,750.0	0.0	6,350.0																																																																																																																																																																																																																																																																																																																																																																																																							
				SOURCE OF FUNDS STP-O	LOCAL	0.0	0.0	0.0	0.0	0.0																																																																																																																																																																																																																																																																																																																																																																																																							
					STATE	600.0	0.0	1,150.0	0.0	1,750.0																																																																																																																																																																																																																																																																																																																																																																																																							
	22  (35)	RESURFACING OF W BLUE MOUND RD (USH 18) FROM N MAYFAIR RD (STH 100) TO USH 45 IN THE CITY OF MILWAUKEE (0.70 MILES)  80000522200-12-01	HP	DETAIL COSTS	PE	0.0	0.0	0.0	0.0	0.0	EXEMPT																																																																																																																																																																																																																																																																																																																																																																																																						
					ROW	0.0	0.0	0.0	0.0	0.0																																																																																																																																																																																																																																																																																																																																																																																																							
					CONST	2,613.8	0.0	0.0	0.0	2,613.8																																																																																																																																																																																																																																																																																																																																																																																																							
					OTHER	5.7	0.0	0.0	0.0	5.7																																																																																																																																																																																																																																																																																																																																																																																																							
					TOTAL	2,619.5	0.0	0.0	0.0	2,619.5																																																																																																																																																																																																																																																																																																																																																																																																							
				SOURCE OF FUNDS STP-O	LOCAL	0.0	0.0	0.0	0.0	0.0																																																																																																																																																																																																																																																																																																																																																																																																							
					STATE	523.9	0.0	0.0	0.0	523.9																																																																																																																																																																																																																																																																																																																																																																																																							
	23  (714)	USH 41 INTERSTATE CONVERSION PLAN  80099761113-00-00	HP	DETAIL COSTS	PE	250.0	0.0	0.0	0.0	250.0	EXEMPT																																																																																																																																																																																																																																																																																																																																																																																																						
					ROW	0.0	0.0	0.0	0.0	0.0																																																																																																																																																																																																																																																																																																																																																																																																							
					CONST	0.0	0.0	0.0	0.0	0.0																																																																																																																																																																																																																																																																																																																																																																																																							
					OTHER	0.0	0.0	0.0	0.0	0.0																																																																																																																																																																																																																																																																																																																																																																																																							
					TOTAL	250.0	0.0	0.0	0.0	250.0																																																																																																																																																																																																																																																																																																																																																																																																							
				SOURCE OF FUNDS STP-O	LOCAL	0.0	0.0	0.0	0.0	0.0																																																																																																																																																																																																																																																																																																																																																																																																							
					STATE	50.0	0.0	0.0	0.0	50.0																																																																																																																																																																																																																																																																																																																																																																																																							
	24	RESURFACING OF W SILVER SPRING DR (CTH E) AND INTERCHANGES WITH USH 45 AND WITH USH 41 IN THE CITY OF MILWAUKEE (0.47 MILE)  80099152010-13-70	HP	DETAIL COSTS	PE	0.0	0.0	0.0	0.0	0.0	EXEMPT																																																																																																																																																																																																																																																																																																																																																																																																						
					ROW	0.0	0.0	0.0	0.0	0.0																																																																																																																																																																																																																																																																																																																																																																																																							
					CONST	724.5	0.0	0.0	0.0	724.5																																																																																																																																																																																																																																																																																																																																																																																																							
					OTHER	0.0	0.0	0.0	0.0	0.0																																																																																																																																																																																																																																																																																																																																																																																																							
					TOTAL	724.5	0.0	0.0	0.0	724.5																																																																																																																																																																																																																																																																																																																																																																																																							
				SOURCE OF FUNDS STP-O	LOCAL	0.0	0.0	0.0	0.0	0.0																																																																																																																																																																																																																																																																																																																																																																																																							
					STATE	144.9	0.0	0.0	0.0	144.9																																																																																																																																																																																																																																																																																																																																																																																																							

**TRANSPORTATION IMPROVEMENT PROGRAM FOR THE MILWAUKEE TRANSPORTATION MANAGEMENT AREA --  
MILWAUKEE COUNTY 2009-2012**

PROJECT SPONSOR	PROJECT			ESTIMATED COSTS (\$1,000)						AIR QUAL STAT
	NO	DESCRIPTION / STATE ID	TYPE		2009	2010	2011	2012	Total	
STATE OF WISCONSIN	25  (36)	REHABILITATION OF W APPLETON AVE (USH 41) FROM W CAPITOL DR (STH 190) TO USH 45 IN THE CITY OF MILWAUKEE (3.9 MILES)  8000185 2010-10-70	HP	DETAIL COSTS	PE	800.0	0.0	0.0	800.0	EXEMPT
					ROW	0.0	0.0	0.0	0.0	
					CONST	0.0	0.0	8,338.4	8,338.4	
					OTHER	0.0	0.0	0.0	0.0	
					TOTAL	800.0	0.0	8,338.4	9,138.4	
				SOURCE OF FUNDS STP-O	LOCAL	0.0	0.0	563.3	563.3	
					STATE	160.0	0.0	1,124.9	1,284.9	
					FEDERAL	640.0	0.0	6,650.2	7,290.2	
					TOTAL	800.0	0.0	8,338.4	9,138.4	
					TOTAL	800.0	0.0	8,338.4	9,138.4	
	26  (37)	REHABILITATION OF USH 41 FROM IH-94 TO LISBON AVE IN THE CITY OF MILWAUKEE (1.6 MILES)  8000184 1350-09-70	HP	DETAIL COSTS	PE	314.0	0.0	0.0	314.0	EXEMPT
					ROW	0.0	0.0	0.0	0.0	
					CONST	0.0	0.0	0.0	3,136.5	
					OTHER	0.0	0.0	0.0	0.0	
					TOTAL	314.0	0.0	0.0	3,136.5	
				SOURCE OF FUNDS STP-O	LOCAL	0.0	0.0	0.0	0.0	
					STATE	62.8	0.0	0.0	627.3	
					FEDERAL	251.2	0.0	0.0	2,509.2	
					TOTAL	314.0	0.0	0.0	3,136.5	
					TOTAL	314.0	0.0	0.0	3,136.5	
	27  (41)	REHABILITATION OF USH 45 FROM NORTH AVE TO GOOD HOPE RD (CTH PP) IN MILWAUKEE COUNTY (6.10 MILES)  8000183 1100-20-70	HP	DETAIL COSTS	PE	0.0	0.0	0.0	2,760.0	EXEMPT
					ROW	0.0	0.0	0.0	0.0	
					CONST	0.0	0.0	0.0	0.0	
					OTHER	0.0	0.0	0.0	0.0	
					TOTAL	0.0	0.0	0.0	2,760.0	
				SOURCE OF FUNDS NHS	LOCAL	0.0	0.0	0.0	0.0	
					STATE	0.0	0.0	0.0	552.0	
					FEDERAL	0.0	0.0	0.0	2,208.0	
					TOTAL	0.0	0.0	0.0	2,760.0	
					TOTAL	0.0	0.0	0.0	2,760.0	
	28 <sup>a</sup>  (39)	RECONSTRUCTION OF USH 45/STH 100 FROM W COLLEGE AVE TO 550 FT N OF EDGERTON AVE IN THE VILLAGE OF HALES CORNERS (1.65 MILES)  8000002 2040-11-70	HP	DETAIL COSTS	PE	2,000.0	0.0	0.0	2,000.0	EXEMPT
					ROW	0.0	0.0	0.0	0.0	
					CONST	0.0	0.0	0.0	0.0	
					OTHER	0.0	0.0	0.0	0.0	
					TOTAL	2,000.0	0.0	0.0	2,000.0	
				SOURCE OF FUNDS STP-O	LOCAL	0.0	0.0	0.0	0.0	
					STATE	400.0	0.0	0.0	400.0	
					FEDERAL	1,600.0	0.0	0.0	1,600.0	
					TOTAL	2,000.0	0.0	0.0	2,000.0	
					TOTAL	2,000.0	0.0	0.0	2,000.0	
	29  (42)	BRIDGE REPLACEMENTS ON USH 45/STH 100 OVER W RAWSON AVE (CTH BB) IN THE CITY OF FRANKLIN  8000104 2040-12-70	HP	DETAIL COSTS	PE	0.0	0.0	0.0	0.0	EXEMPT
					ROW	0.0	0.0	0.0	0.0	
					CONST	2,605.0	0.0	0.0	2,605.0	
					OTHER	0.0	0.0	0.0	0.0	
					TOTAL	2,605.0	0.0	0.0	2,605.0	
				SOURCE OF FUNDS NHS	LOCAL	0.0	0.0	0.0	0.0	
					STATE	521.0	0.0	0.0	521.0	
					FEDERAL	2,084.0	0.0	0.0	2,084.0	
					TOTAL	2,605.0	0.0	0.0	2,605.0	
					TOTAL	2,605.0	0.0	0.0	2,605.0	
	30	CORRIDOR STUDY OF USH 45/STH 100 FROM LAYTON AVE (CTH Y) TO PUETZ RD IN MILWAUKEE COUNTY (7.80 MILES)  8009891 2040-17-00	HP	DETAIL COSTS	PE	1,500.0	0.0	0.0	1,500.0	EXEMPT
					ROW	0.0	0.0	0.0	0.0	
					CONST	0.0	0.0	0.0	0.0	
					OTHER	0.0	0.0	0.0	0.0	
					TOTAL	1,500.0	0.0	0.0	1,500.0	
				SOURCE OF FUNDS STP-O	LOCAL	0.0	0.0	0.0	0.0	
					STATE	1,500.0	0.0	0.0	1,500.0	
					FEDERAL	0.0	0.0	0.0	0.0	
					TOTAL	1,500.0	0.0	0.0	1,500.0	
					TOTAL	1,500.0	0.0	0.0	1,500.0	
	31	RESURFACING OF JANESVILLE RD (STH 24) FROM W MILWAUKEE COUNTY LINE TO USH 45/STH 100 IN MILWAUKEE COUNTY (1.10 MILES)  8009907 2380-02-70	HP	DETAIL COSTS	PE	500.0	0.0	0.0	500.0	EXEMPT
					ROW	0.0	0.0	0.0	0.0	
					CONST	0.0	0.0	0.0	0.0	
					OTHER	0.0	0.0	0.0	0.0	
					TOTAL	500.0	0.0	0.0	500.0	
				SOURCE OF FUNDS STP-O	LOCAL	0.0	0.0	0.0	0.0	
					STATE	100.0	0.0	0.0	100.0	
					FEDERAL	400.0	0.0	0.0	400.0	
					TOTAL	500.0	0.0	0.0	500.0	
					TOTAL	500.0	0.0	0.0	500.0	
	32  (45)	REHABILITATION OF W FOREST HOME AVE (STH 24) FROM 108TH PL TO 45TH ST (3.80 MILES)  8000175 2120-14-70	HP	DETAIL COSTS	PE	0.0	0.0	0.0	0.0	EXEMPT
					ROW	0.0	0.0	0.0	0.0	
					CONST	9,200.0	0.0	0.0	9,200.0	
					OTHER	0.0	0.0	0.0	0.0	
					TOTAL	9,200.0	0.0	0.0	9,200.0	
				SOURCE OF FUNDS STP-O	LOCAL	393.3	0.0	0.0	393.3	
					STATE	1,446.7	0.0	0.0	1,446.7	
					FEDERAL	7,360.0	0.0	0.0	7,360.0	
					TOTAL	9,200.0	0.0	0.0	9,200.0	
					TOTAL	9,200.0	0.0	0.0	9,200.0	

**TRANSPORTATION IMPROVEMENT PROGRAM FOR THE MILWAUKEE TRANSPORTATION MANAGEMENT AREA --  
MILWAUKEE COUNTY 2009-2012**

PROJECT SPONSOR	PROJECT			ESTIMATED COSTS (\$1,000)						AIR QUAL STAT
	NO	DESCRIPTION / STATE ID	TYPE		2009	2010	2011	2012	Total	
STATE OF WISCONSIN	33  (46)	REPLACE THE W FOREST HOME AVE (STH 24) BRIDGE OVER THE KINNICKINNIC RIVER IN THE CITY OF MILWAUKEE  8009996 2120-13-70	HP	DETAIL COSTS	PE	0.0	0.0	0.0	0.0	EXEMPT
					ROW	0.0	0.0	0.0	0.0	
					CONST	1,831.0	0.0	0.0	0.0	
					OTHER	0.0	0.0	0.0	0.0	
				SOURCE OF FUNDS BRF	TOTAL	1,831.0	0.0	0.0	0.0	
					LOCAL	1.0	0.0	0.0	0.0	
					STATE	366.0	0.0	0.0	0.0	
					FEDERAL	1,464.0	0.0	0.0	0.0	
	34  (50)	RECONSTRUCTION OF W LOOMIS RD (STH 36) FROM S 51ST ST IN THE CITY OF GREENFIELD TO W FARDALE AVE IN THE CITY OF MILWAUKEE (2.00 MILES)  8000030 2240-14-00	HP	DETAIL COSTS	PE	1,100.0	0.0	0.0	0.0	EXEMPT
					ROW	0.0	0.0	0.0	0.0	
					CONST	0.0	0.0	0.0	0.0	
					OTHER	0.0	0.0	0.0	0.0	
				SOURCE OF FUNDS NHS	TOTAL	1,100.0	0.0	0.0	0.0	
					LOCAL	0.0	0.0	0.0	0.0	
					STATE	220.0	0.0	0.0	0.0	
					FEDERAL	880.0	0.0	0.0	0.0	
	35  (49)	RESURFACING OF W LOOMIS RD (STH 36) FROM S 51ST ST IN THE CITY OF GREENFIELD TO W FARDALE AVE IN THE CITY OF MILWAUKEE (2.30 MILES)  8009910 2240-14-60	HP	DETAIL COSTS	PE	400.0	0.0	0.0	0.0	EXEMPT
					ROW	0.0	0.0	0.0	0.0	
					CONST	0.0	4,000.0	0.0	0.0	
					OTHER	0.0	0.0	0.0	0.0	
				SOURCE OF FUNDS NHS	TOTAL	400.0	4,000.0	0.0	0.0	
					LOCAL	0.0	0.0	0.0	0.0	
					STATE	400.0	800.0	0.0	0.0	
					FEDERAL	0.0	3,200.0	0.0	0.0	
	36  (49)	REHABILITATION OF W LOOMIS RD (STH 36) FROM USH 45/STH 100 TO 51ST ST IN THE CITY OF FRANKLIN AND VILLAGE OF GREENDALE (5.30 MILES)  8000195 2240-16-70	HP	DETAIL COSTS	PE	700.0	0.0	0.0	0.0	EXEMPT
					ROW	0.0	0.0	0.0	0.0	
					CONST	0.0	7,237.5	0.0	0.0	
					OTHER	0.0	0.0	0.0	0.0	
				SOURCE OF FUNDS STP-O	TOTAL	700.0	7,237.5	0.0	0.0	
					LOCAL	0.0	0.0	0.0	0.0	
					STATE	140.0	1,447.5	0.0	0.0	
					FEDERAL	560.0	5,790.0	0.0	0.0	
	37  (51)	REHABILITATION OF S HOWELL AVE/S CHASE AVE (STH 38) FROM E OHIO AVE TO E HOWARD AVE IN THE CITY OF MILWAUKEE (0.70 MILES)  8000171 2060-03-00	HP	DETAIL COSTS	PE	0.0	0.0	0.0	0.0	EXEMPT
					ROW	0.0	0.0	0.0	0.0	
					CONST	4,079.5	0.0	0.0	0.0	
					OTHER	0.0	0.0	0.0	0.0	
				SOURCE OF FUNDS STP-O	TOTAL	4,079.5	0.0	0.0	0.0	
					LOCAL	368.4	0.0	0.0	0.0	
					STATE	355.4	0.0	0.0	0.0	
					FEDERAL	3,355.7	0.0	0.0	0.0	
	38  (52)	RESURFACING OF S HOWELL AVE (STH 38) FROM E HOWARD AVE TO W GRANGE AVE IN THE CITY OF MILWAUKEE (1.80 MILES)  8009912 2060-10-60	HP	DETAIL COSTS	PE	0.0	0.0	0.0	0.0	EXEMPT
					ROW	0.0	0.0	0.0	0.0	
					CONST	1,380.0	0.0	0.0	0.0	
					OTHER	0.0	0.0	0.0	0.0	
				SOURCE OF FUNDS STP-O	TOTAL	1,380.0	0.0	0.0	0.0	
					LOCAL	0.0	0.0	0.0	0.0	
					STATE	276.0	0.0	0.0	0.0	
					FEDERAL	1,104.0	0.0	0.0	0.0	
	39  (52)	REHABILITATION OF S HOWELL AVE (STH 38) FROM LAYTON AVE (CTH Y) TO W GRANGE AVE IN THE CITY OF MILWAUKEE (0.80 MILES)  8000172 2060-10-70	HP	DETAIL COSTS	PE	700.0	0.0	0.0	0.0	EXEMPT
					ROW	0.0	0.0	0.0	0.0	
					CONST	0.0	0.0	0.0	0.0	
					OTHER	0.0	0.0	0.0	0.0	
				SOURCE OF FUNDS STP-O	TOTAL	700.0	0.0	0.0	0.0	
					LOCAL	175.0	0.0	0.0	0.0	
					STATE	525.0	0.0	0.0	0.0	
					FEDERAL	0.0	0.0	0.0	0.0	
	40  (53)	REHABILITATION OF S HOWELL AVE (STH 38) FROM LAYTON AVE (CTH Y) TO E HOWARD AVE IN THE CITY OF MILWAUKEE (1.00 MILES)  8000173 2060-11-70	HP	DETAIL COSTS	PE	500.0	0.0	0.0	0.0	EXEMPT
					ROW	0.0	0.0	0.0	0.0	
					CONST	0.0	0.0	0.0	0.0	
					OTHER	0.0	0.0	100.0	0.0	
				SOURCE OF FUNDS STP-O	TOTAL	500.0	0.0	100.0	0.0	
					LOCAL	0.0	0.0	0.0	0.0	
					STATE	100.0	0.0	20.0	0.0	
					FEDERAL	400.0	0.0	80.0	0.0	

**TRANSPORTATION IMPROVEMENT PROGRAM FOR THE MILWAUKEE TRANSPORTATION MANAGEMENT AREA --  
MILWAUKEE COUNTY 2009-2012**

PROJECT SPONSOR	PROJECT			ESTIMATED COSTS (\$1,000)							AIR QUAL STAT
	NO	DESCRIPTION / STATE ID	TYPE			2009	2010	2011	2012	Total	
STATE OF WISCONSIN	41  (57)	REHABILITATION OF STH 57 FROM W BROWN DEER RD (STH 100) TO MEQUON RD (STH 57/167) IN THE VILLAGE OF BROWN DEER AND CITY OF MEQUON (3.30 MILES)  8000201									

**TRANSPORTATION IMPROVEMENT PROGRAM FOR THE MILWAUKEE TRANSPORTATION MANAGEMENT AREA --  
MILWAUKEE COUNTY 2009-2012**

PROJECT SPONSOR	PROJECT			ESTIMATED COSTS (\$1,000)							AIR QUAL STAT
	NO	DESCRIPTION / STATE ID	TYPE			2009	2010	2011	2012	Total	
STATE OF WISCONSIN	49	RESURFACING OF STH 100 FROM USH 41 TO 124TH ST IN MILWAUKEE COUNTY (1.25 MILES)  8009842	HP	DETAIL COSTS	PE	100.0	0.0	0.0	0.0	100.0	EXEMPT
					ROW	0.0	0.0	0.0	0.0	0.0	
					CONST	0.0	0.0	0.0	0.0	0.0	
					OTHER	0.0	0.0	0.0	0.0	0.0	
				TOTAL	100.0	0.0	0.0	0.0	100.0		
				SOURCE OF FUNDS STP-O	LOCAL	0.0	0.0	0.0	0.0	0.0	
					STATE	20.0	0.0	0.0	0.0	20.0	
					FEDERAL	80.0	0.0	0.0	0.0	80.0	
TOTAL	100.0	0.0	0.0		0.0	100.0					
(61)	REHABILITATION OF STH 100 (RYAN ROAD) FROM S 27TH ST (USH241) TO STH 38 IN THE CITY OF OAK CREEK (1.96 MILES)  80001692040-16-70	HP	DETAIL COSTS	PE	762.0	0.0	0.0	0.0	762.0	EXEMPT	
				ROW	1,020.0	0.0	0.0	0.0	1,020.0		
				CONST	0.0	0.0	0.0	6,613.3	6,613.3		
				OTHER	0.0	0.0	0.0	0.0	0.0		
			TOTAL	1,782.0	0.0	0.0	6,613.3	8,395.3			
			SOURCE OF FUNDS NHS	LOCAL	0.0	0.0	0.0	124.9	124.9		
				STATE	1,172.4	0.0	0.0	1,297.7	2,470.1		
				FEDERAL	609.6	0.0	0.0	5,190.7	5,800.3		
TOTAL	1,782.0	0.0		0.0	6,613.3	8,395.3					
(64)	REHABILITATION OF STH 100 FROM WATERTOWN PLANK RD TO BURLEIGH ST IN THE CITY OF WAUWATOSA (2.0 MILES)  80001822032-02-72	HP	DETAIL COSTS	PE	1,532.4	0.0	0.0	0.0	1,532.4	EXEMPT	
				ROW	0.0	0.0	0.0	0.0	0.0		
				CONST	0.0	0.0	15,323.8	0.0	15,323.8		
				OTHER	0.0	0.0	0.0	0.0	0.0		
			TOTAL	1,532.4	0.0	15,323.8	0.0	16,856.2			
			SOURCE OF FUNDS STP-O	LOCAL	0.0	0.0	0.0	0.0	0.0		
				STATE	306.5	0.0	3,064.8	0.0	3,371.3		
				FEDERAL	1,225.9	0.0	12,259.0	0.0	13,484.9		
TOTAL	1,532.4	0.0		15,323.8	0.0	16,856.2					
(695)	RECONSTRUCTION OF THE INTERSECTION OF W FOND DU LAC AVE (STH 145) FROM N 60TH ST TO W HAMPTON AVE IN THE CITY OF MILWAUKEE  80099771360-07-70	HP	DETAIL COSTS	PE	1,909.0	0.0	0.0	0.0	1,909.0	EXEMPT	
				ROW	0.0	0.0	0.0	0.0	0.0		
				CONST	0.0	0.0	0.0	0.0	0.0		
				OTHER	0.0	0.0	0.0	0.0	0.0		
			TOTAL	1,909.0	0.0	0.0	0.0	1,909.0			
			SOURCE OF FUNDS STP-O	LOCAL	477.2	0.0	0.0	0.0	477.2		
				STATE	0.0	0.0	0.0	0.0	0.0		
				FEDERAL	1,431.8	0.0	0.0	0.0	1,431.8		
TOTAL	1,909.0	0.0		0.0	0.0	1,909.0					
(684)	RECONSTRUCTION OF THE INTERSECTION OF STH 145 AND FOND DU LAC AVE IN THE CITY OF MILWAUKEE  80099781360-08-00	HP	DETAIL COSTS	PE	0.0	0.0	0.0	0.0	0.0	EXEMPT	
				ROW	0.0	0.0	0.0	0.0	0.0		
				CONST	460.0	0.0	0.0	0.0	460.0		
				OTHER	0.0	0.0	0.0	0.0	0.0		
			TOTAL	460.0	0.0	0.0	0.0	460.0			
			SOURCE OF FUNDS STP-O	LOCAL	0.0	0.0	0.0	0.0	0.0		
				STATE	92.0	0.0	0.0	0.0	92.0		
				FEDERAL	368.0	0.0	0.0	0.0	368.0		
TOTAL	460.0	0.0		0.0	0.0	460.0					
54	LANDSCAPING OF N 76TH ST (STH 181) FROM FLORIST AVE TO N MILWAUKEE COUNTY LINE IN THE CITY OF MILWAUKEE  80099382140-08-74	HP	DETAIL COSTS	PE	0.0	0.0	0.0	0.0	0.0	EXEMPT	
				ROW	0.0	0.0	0.0	0.0	0.0		
				CONST	114.2	0.0	0.0	0.0	114.2		
				OTHER	0.0	0.0	0.0	0.0	0.0		
			TOTAL	114.2	0.0	0.0	0.0	114.2			
			SOURCE OF FUNDS STP-O	LOCAL	0.0	0.0	0.0	0.0	0.0		
				STATE	22.8	0.0	0.0	0.0	22.8		
				FEDERAL	91.4	0.0	0.0	0.0	91.4		
TOTAL	114.2	0.0		0.0	0.0	114.2					
55	INSTALL LIGHTING ON N 76TH ST (STH 181) FROM CLINTON AVE TO N MILWAUKEE COUNTY LINE IN THE CITY OF MILWAUKEE  80099392140-08-93	HP	DETAIL COSTS	PE	0.0	0.0	0.0	0.0	0.0	EXEMPT	
				ROW	0.0	0.0	0.0	0.0	0.0		
				CONST	0.0	0.0	0.0	0.0	0.0		
				OTHER	625.2	0.0	0.0	0.0	625.2		
			TOTAL	625.2	0.0	0.0	0.0	625.2			
			SOURCE OF FUNDS STP-O	LOCAL	0.0	0.0	0.0	0.0	0.0		
				STATE	125.0	0.0	0.0	0.0	125.0		
				FEDERAL	500.2	0.0	0.0	0.0	500.2		
TOTAL	625.2	0.0		0.0	0.0	625.2					
56	RESURFACING AND BRIDGE REHABILITATION OF 76TH ST (STH 181) FROM GRANTOSA DR TO FLORIST AVE IN THE CITY OF MILWAUKEE (1.14 MILES)  80099402140-13-70	HP	DETAIL COSTS	PE	296.0	0.0	0.0	0.0	296.0	EXEMPT	
				ROW	0.0	0.0	0.0	0.0	0.0		
				CONST	0.0	0.0	0.0	2,957.8	2,957.8		
				OTHER	0.0	0.0	0.0	0.0	0.0		
			TOTAL	296.0	0.0	0.0	2,957.8	3,253.8			
			SOURCE OF FUNDS NHS	LOCAL	0.0	0.0	0.0	0.0	0.0		
				STATE	59.2	0.0	0.0	591.6	650.8		
				FEDERAL	236.8	0.0	0.0	2,366.2	2,603.0		
TOTAL	296.0	0.0		0.0	2,957.8	3,253.8					

**TRANSPORTATION IMPROVEMENT PROGRAM FOR THE MILWAUKEE TRANSPORTATION MANAGEMENT AREA --  
MILWAUKEE COUNTY 2009-2012**

PROJECT SPONSOR	PROJECT			ESTIMATED COSTS (\$1,000)						AIR QUAL STAT
	NO	DESCRIPTION / STATE ID	TYPE		2009	2010	2011	2012	Total	
STATE OF WISCONSIN	57 (67)	RECONSTRUCTION OF N 76TH ST (STH 181) FROM W CENTER ST TO W APPLETON AVE (USH 41) IN MILWAUKEE COUNTY (1.78 MILES)  8000051 2140-11-70	HP	DETAIL COSTS	PE	0.0	0.0	0.0	0.0	EXEMPT
					ROW	0.0	0.0	0.0	0.0	
					CONST	9,872.8	0.0	0.0	9,872.8	
					OTHER	209.1	0.0	0.0	209.1	
					TOTAL	10,081.9	0.0	0.0	10,081.9	
				SOURCE OF FUNDS STP-O	LOCAL	703.0	0.0	0.0	703.0	
					STATE	1,317.2	0.0	0.0	1,317.2	
					FEDERAL	8,061.7	0.0	0.0	8,061.7	
					TOTAL	10,081.9	0.0	0.0	10,081.9	
					TOTAL	10,081.9	0.0	0.0	10,081.9	
	58 (68)	REHABILITATION OF W CAPITOL DR (STH 190) FROM MILWAUKEE WEST CITY LIMITS TO N 60TH ST IN THE CITY OF MILWAUKEE (2.90 MILES)  8000190 2025-11-70	HP	DETAIL COSTS	PE	1,675.3	0.0	0.0	1,675.3	EXEMPT
					ROW	0.0	0.0	0.0	0.0	
					CONST	0.0	0.0	16,752.8	16,752.8	
					OTHER	0.0	0.0	0.0	0.0	
					TOTAL	1,675.3	0.0	16,752.8	18,428.1	
				SOURCE OF FUNDS STP-O	LOCAL	0.0	0.0	8.3	8.3	
					STATE	335.1	0.0	3,348.9	3,684.0	
					FEDERAL	1,340.2	0.0	13,395.6	14,735.8	
					TOTAL	1,675.3	0.0	16,752.8	18,428.1	
					TOTAL	1,675.3	0.0	16,752.8	18,428.1	
	59 (69)	REHABILITATION OF THE W CAPITOL DR (STH 190) BRIDGE OVER THE MENOMONEE RIVER IN THE CITY OF WAUWATOSA  8000178 2025-16-70	HP	DETAIL COSTS	PE	291.0	0.0	0.0	291.0	EXEMPT
					ROW	0.0	0.0	0.0	0.0	
					CONST	0.0	0.0	1,939.9	1,939.9	
					OTHER	0.0	0.0	0.0	0.0	
					TOTAL	291.0	0.0	1,939.9	2,230.9	
				SOURCE OF FUNDS STP-O	LOCAL	0.0	0.0	0.0	0.0	
					STATE	58.2	0.0	388.0	446.2	
					FEDERAL	232.8	0.0	1,551.9	1,784.7	
					TOTAL	291.0	0.0	1,939.9	2,230.9	
					TOTAL	291.0	0.0	1,939.9	2,230.9	
	60 (70)	RECONSTRUCTION OF CAPITOL DR (STH 190) FROM ESTABROOK DR TO LAKE DR (STH 32) IN THE VILLAGE OF SHOREWOOD (1.20 MILES)  8009994 2025-12-00	HP	DETAIL COSTS	PE	439.6	0.0	0.0	439.6	EXEMPT
					ROW	0.0	0.0	0.0	0.0	
					CONST	0.0	4,395.4	0.0	4,395.4	
					OTHER	0.0	0.0	0.0	0.0	
					TOTAL	439.6	4,395.4	0.0	4,835.0	
				SOURCE OF FUNDS NHS	LOCAL	0.0	231.0	0.0	231.0	
					STATE	87.9	663.8	0.0	751.7	
					FEDERAL	351.7	3,500.6	0.0	3,852.3	
					TOTAL	439.6	4,395.4	0.0	4,835.0	
					TOTAL	439.6	4,395.4	0.0	4,835.0	
	61 (71)	REHABILITATION OF S 27TH ST (STH 241) FROM HOWARD AVE TO OKLAHOMA AVE IN THE CITY OF MILWAUKEE (1.00 MILES)  8000197 2265-08-70	HP	DETAIL COSTS	PE	524.3	0.0	0.0	524.3	EXEMPT
					ROW	0.0	0.0	0.0	0.0	
					CONST	0.0	0.0	5,242.2	5,242.2	
					OTHER	0.0	0.0	0.0	0.0	
					TOTAL	524.3	0.0	5,242.2	5,766.5	
				SOURCE OF FUNDS STP-O	LOCAL	0.0	0.0	517.5	517.5	
					STATE	104.8	0.0	439.6	544.4	
					FEDERAL	419.5	0.0	4,285.1	4,704.6	
					TOTAL	524.3	0.0	5,242.2	5,766.5	
					TOTAL	524.3	0.0	5,242.2	5,766.5	
	62 (72)	RECONSTRUCTION OF THE INTERSECTION OF S 27TH ST (STH 241) AND W RAWSON AVE (CTH BB) IN THE CITY OF FRANKLIN (0.20 MILES)  8000136 2050-09-00	HP	DETAIL COSTS	PE	345.0	0.0	0.0	345.0	EXEMPT
					ROW	0.0	0.0	0.0	0.0	
					CONST	0.0	0.0	3,450.0	3,450.0	
					OTHER	0.0	0.0	0.0	0.0	
					TOTAL	345.0	0.0	3,450.0	3,795.0	
				SOURCE OF FUNDS STP-O	LOCAL	0.0	0.0	1,850.0	1,850.0	
					STATE	69.0	0.0	1,600.0	1,669.0	
					FEDERAL	276.0	0.0	0.0	276.0	
					TOTAL	345.0	0.0	3,450.0	3,795.0	
					TOTAL	345.0	0.0	3,450.0	3,795.0	
	63 (696)	REHABILITATION OF S 27TH ST (STH 241) FROM SOUTH MILWAUKEE COUNTY LINE TO W DREXEL AVE IN THE CITY OF OAK CREEK (4.0 MILES)  8009971 2265-13-70	HP	DETAIL COSTS	PE	0.0	0.0	0.0	0.0	EXEMPT
					ROW	0.0	0.0	0.0	0.0	
					CONST	4,917.0	0.0	0.0	4,917.0	
					OTHER	0.0	0.0	0.0	0.0	
					TOTAL	4,917.0	0.0	0.0	4,917.0	
				SOURCE OF FUNDS STP-O	LOCAL	0.0	0.0	0.0	0.0	
					STATE	983.4	0.0	0.0	983.4	
					FEDERAL	3,933.6	0.0	0.0	3,933.6	
					TOTAL	4,917.0	0.0	0.0	4,917.0	
					TOTAL	4,917.0	0.0	0.0	4,917.0	
	64 (697)	REHABILITATION OF 27TH ST (STH 241) FROM COLLEGE AVE (CTH ZZ) TO HOWARD AVE IN MILWAUKEE COUNTY (3.0 MILES)  8009963 2265-14-70	HP	DETAIL COSTS	PE	550.0	0.0	0.0	550.0	EXEMPT
					ROW	0.0	0.0	0.0	0.0	
					CONST	0.0	5,610.0	0.0	5,610.0	
					OTHER	0.0	0.0	0.0	0.0	
					TOTAL	550.0	5,610.0	0.0	6,160.0	
				SOURCE OF FUNDS STP-O	LOCAL	0.0	0.0	0.0	0.0	
					STATE	110.0	1,122.0	0.0	1,232.0	
					FEDERAL	440.0	4,488.0	0.0	4,928.0	
					TOTAL	550.0	5,610.0	0.0	6,160.0	
					TOTAL	550.0	5,610.0	0.0	6,160.0	

**TRANSPORTATION IMPROVEMENT PROGRAM FOR THE MILWAUKEE TRANSPORTATION MANAGEMENT AREA --  
MILWAUKEE COUNTY 2009-2012**

PROJECT SPONSOR	PROJECT			ESTIMATED COSTS (\$1,000)						AIR QUAL STAT
	NO	DESCRIPTION / STATE ID	TYPE		2009	2010	2011	2012	Total	
STATE OF WISCONSIN	65  (74)	BRIDGE REHABILITATION ON HAMPTON AVE (CTH EE) OVER USH 45 IN MILWAUKEE COUNTY  8000007 1100-18-70	HP	DETAIL COSTS	PE	0.0	0.0	0.0	0.0	EXEMPT
					ROW	0.0	0.0	0.0	0.0	
					CONST	1,269.8	0.0	0.0	0.0	
					OTHER	0.0	0.0	0.0	0.0	
				SOURCE OF FUNDS STP-O	TOTAL	1,269.8	0.0	0.0	1,269.8	
					LOCAL	0.0	0.0	0.0	0.0	
					STATE	253.9	0.0	0.0	253.9	
					FEDERAL	1,015.9	0.0	0.0	1,015.9	
	66  (75)	CORRIDOR STUDY - 27TH ST (USH 241) FROM COUNTY LINE TO COLLEGE AVE IN THE CITIES OF OAK CREEK AND FRANKLIN  8009905 2265-11-00	HP	DETAIL COSTS	PE	1,000.0	0.0	0.0	0.0	EXEMPT
					ROW	0.0	0.0	0.0	0.0	
					CONST	0.0	0.0	0.0	0.0	
					OTHER	0.0	0.0	0.0	0.0	
				SOURCE OF FUNDS STP-O	TOTAL	1,000.0	0.0	0.0	1,000.0	
					LOCAL	0.0	0.0	0.0	0.0	
					STATE	200.0	0.0	0.0	200.0	
					FEDERAL	800.0	0.0	0.0	800.0	
	67  (75)	RECONSTRUCTION WITH ADDITIONAL TRAFFIC LANES OF IH-94 FROM THE ILLINOIS STATE LINE TO THE MITCHELL INTERCHANGE IN MILWAUKEE, RACINE, AND KENOSHA COUNTIES (32.50 MILES)  8000076	HI	DETAIL COSTS	PE	27,010.0	0.0	2,163.0	0.0	NON-EXEMPT
					ROW	55,170.8	4,260.0	0.0	3,101.0	
					CONST	61,426.3	117,503.2	426,518.0	190,533.0	
					OTHER	13,542.9	16,841.0	0.0	3,630.0	
				SOURCE OF FUNDS STP-O	TOTAL	157,150.0	138,604.2	428,681.0	197,264.0	
					LOCAL	10.8	117.7	0.0	0.0	
					STATE	93,400.8	92,626.2	361,083.6	159,157.4	
					FEDERAL	63,738.4	45,860.3	67,597.4	38,106.6	
	68 <sup>b</sup>  (76)	RECONSTRUCTION WITH ADDITIONAL LANES OF USH 45/STH 100 FROM LOOMIS RD (STH 36) TO COLLEGE AVE (CTH ZZ) IN THE CITY OF FRANKLIN (2.98 MILES)  8000135 2040-14-00	HI	DETAIL COSTS	PE	0.0	1,329.0	0.0	0.0	NON-EXEMPT
					ROW	0.0	0.0	0.0	0.0	
					CONST	0.0	0.0	0.0	0.0	
					OTHER	0.0	0.0	0.0	0.0	
				SOURCE OF FUNDS NHS	TOTAL	0.0	1,329.0	0.0	1,329.0	
					LOCAL	0.0	0.0	0.0	0.0	
					STATE	0.0	265.8	0.0	265.8	
					FEDERAL	0.0	1,063.2	0.0	1,063.2	
	69  (77)	RECONSTRUCTION WITH ADDITIONAL LANES OF STH 100 (RYAN RD) FROM 60TH ST TO LOOMIS RD (STH 36) IN THE CITY OF FRANKLIN (3.51 MILES)  8000160 2040-15-01	HI	DETAIL COSTS	PE	1,453.0	0.0	0.0	0.0	NON-EXEMPT
					ROW	0.0	0.0	0.0	3,290.3	
					CONST	0.0	0.0	0.0	0.0	
					OTHER	0.0	0.0	0.0	0.0	
				SOURCE OF FUNDS NHS	TOTAL	1,453.0	0.0	0.0	3,290.3	
					LOCAL	0.0	0.0	0.0	0.0	
					STATE	290.6	0.0	0.0	658.1	
					FEDERAL	1,162.4	0.0	0.0	2,632.2	
	70  (748)	RECONSTRUCT WITH ADDITIONAL LANES OF 27TH ST (STH 241) FROM W DREXEL AVE TO COLLEGE AVE (CTH ZZ) IN THE CITIES OF FRANKLIN AND OAK CREEK (2.0 MILES)  8009941 2265-16-70	HI	DETAIL COSTS	PE	1,900.0	0.0	0.0	0.0	NON-EXEMPT
					ROW	0.0	1,000.0	0.0	0.0	
					CONST	0.0	0.0	0.0	0.0	
					OTHER	0.0	0.0	0.0	0.0	
				SOURCE OF FUNDS STP-O	TOTAL	1,900.0	1,000.0	0.0	2,900.0	
					LOCAL	0.0	0.0	0.0	0.0	
					STATE	380.0	1,000.0	0.0	1,380.0	
					FEDERAL	1,520.0	0.0	0.0	1,520.0	
	71  (79)	REHABILITATION OF TRAIN SHED AND PLATFORMS AT THE MILWAUKEE INTERMODAL PASSENGER STATION (AMTRAK STATION) AND STREETScape IMPROVEMENTS TO 5TH ST  8000080 1693-29-77	TP	DETAIL COSTS	PE	0.0	0.0	0.0	0.0	EXEMPT
					ROW	0.0	0.0	0.0	0.0	
					CONST	4,925.0	4,925.0	0.0	0.0	
					OTHER	0.0	0.0	0.0	0.0	
				SOURCE OF FUNDS CMAQ	TOTAL	4,925.0	4,925.0	0.0	9,850.0	
					LOCAL	0.0	0.0	0.0	0.0	
					STATE	985.0	985.0	0.0	1,970.0	
					FEDERAL	3,940.0	3,940.0	0.0	7,880.0	
	72  (748)	MARKETING AMTRAK'S HIAWATHA SERVICES FROM MILWAUKEE AND CHICAGO INCLUDING RADIO AND NEWSPAPER ADVERTISEMENTS IN MILWAUKEE AND CHICAGO-PHASE III  8009967 1693-33-03	TP	DETAIL COSTS	PE	0.0	0.0	0.0	0.0	EXEMPT
					ROW	0.0	0.0	0.0	0.0	
					CONST	0.0	0.0	0.0	0.0	
					OTHER	150.0	150.0	0.0	300.0	
				SOURCE OF FUNDS CMAQ	TOTAL	150.0	150.0	0.0	300.0	
					LOCAL	30.0	30.0	0.0	60.0	
					STATE	0.0	0.0	0.0	0.0	
					FEDERAL	120.0	120.0	0.0	240.0	

**TRANSPORTATION IMPROVEMENT PROGRAM FOR THE MILWAUKEE TRANSPORTATION MANAGEMENT AREA --  
MILWAUKEE COUNTY 2009-2012**

PROJECT SPONSOR	PROJECT			ESTIMATED COSTS (\$1,000)						AIR QUAL STAT
	NO	DESCRIPTION / STATE ID	TYPE		2009	2010	2011	2012	Total	
STATE OF WISCONSIN	73 (83)	CONTINUATION AND IMPROVED OPERATION OF THE "HIAWATHA" INTERCITY FROM MILWAUKEE TO CHICAGO  8000176 1693-33-05	TP	DETAIL COSTS	PE	0.0	0.0	0.0	0.0	EXEMPT
					ROW	0.0	0.0	0.0	0.0	
					CONST	0.0	0.0	0.0	0.0	
					OTHER	8,085.1	8,327.7	8,400.0	8,400.0	
					TOTAL	8,085.1	8,327.7	8,400.0	33,212.8	
				SOURCE OF FUNDS IH-M	LOCAL	0.0	0.0	0.0	0.0	
					STATE	1,617.0	1,665.5	1,680.0	6,642.5	
					FEDERAL	6,468.1	6,662.2	6,720.0	26,570.3	
					TOTAL	8,085.1	8,327.7	8,400.0	33,212.8	
					TOTAL	8,085.1	8,327.7	8,400.0	33,212.8	
	74 (80)	COMPREHENSIVE STUDY OF EXISTING AND FUTURE PARK AND RIDE LOT FACILITIES WITHIN SOUTHEASTERN WISCONSIN  8000162	TP	DETAIL COSTS	PE	50.0	0.0	0.0	0.0	EXEMPT
					ROW	0.0	0.0	0.0	0.0	
					CONST	0.0	0.0	0.0	0.0	
					OTHER	0.0	0.0	0.0	0.0	
					TOTAL	50.0	0.0	0.0	50.0	
				SOURCE OF FUNDS STP-O	LOCAL	0.0	0.0	0.0	0.0	
					STATE	10.0	0.0	0.0	10.0	
					FEDERAL	40.0	0.0	0.0	40.0	
					TOTAL	50.0	0.0	0.0	50.0	
					TOTAL	50.0	0.0	0.0	50.0	
	75 (81)	IMPROVEMENT OF SIGNAGE, BUS SHELTERS, LIGHTING AND OTHER USER AMENITIES AT VARIOUS PARK AND RIDE LOTS WITHIN SOUTHEASTERN WISCONSIN  8000061 1000-70-00	TP	DETAIL COSTS	PE	0.0	0.0	0.0	0.0	EXEMPT
					ROW	0.0	0.0	0.0	0.0	
					CONST	50.0	50.0	0.0	100.0	
					OTHER	0.0	0.0	0.0	0.0	
					TOTAL	50.0	50.0	0.0	100.0	
				SOURCE OF FUNDS STP-M	LOCAL	0.0	0.0	0.0	0.0	
					STATE	10.0	10.0	0.0	20.0	
					FEDERAL	40.0	40.0	0.0	80.0	
					TOTAL	50.0	50.0	0.0	100.0	
					TOTAL	50.0	50.0	0.0	100.0	
R	76 <sup>c</sup> (87)	CONSTRUCTION OF A DOUBLE TRACK FREIGHT BY-PASS AROUND THE MILWAUKEE INTERMODAL STATION THROUGH THE CP MUSKEGO YARDS.  8009878	TI	DETAIL COSTS	PE	0.0	0.0	0.0	0.0	EXEMPT
					ROW	0.0	0.0	0.0	0.0	
					CONST	25,800.0	0.0	0.0	25,800.0	
					OTHER	0.0	0.0	0.0	0.0	
					TOTAL	25,800.0	0.0	0.0	25,800.0	
				SOURCE OF FUNDS FRA	LOCAL	0.0	0.0	0.0	0.0	
					STATE	0.0	0.0	0.0	0.0	
					FEDERAL	25,800.0	0.0	0.0	25,800.0	
					TOTAL	25,800.0	0.0	0.0	25,800.0	
					TOTAL	25,800.0	0.0	0.0	25,800.0	
	77 (87)	INTERACTIVE INTERNET RIDESHARE PROJECT WITHIN SOUTHEASTERN WISCONSIN (GCM FFY 1995 ISTE EARMARK FUNDS)  8000037 1000-32-12	TI	DETAIL COSTS	PE	0.0	0.0	0.0	0.0	EXEMPT
					ROW	0.0	0.0	0.0	0.0	
					CONST	0.0	0.0	0.0	0.0	
					OTHER	20.0	10.0	2.0	32.0	
					TOTAL	20.0	10.0	2.0	32.0	
				SOURCE OF FUNDS GCM	LOCAL	0.0	0.0	0.0	0.0	
					STATE	4.0	2.0	0.4	6.4	
					FEDERAL	16.0	8.0	1.6	25.6	
					TOTAL	20.0	10.0	2.0	32.0	
					TOTAL	20.0	10.0	2.0	32.0	
	78	OCR RAILROAD SAFETY IMPROVEMENT PROJECTS IN SE REGION (LIST AVAILABLE UPON REQUEST)  8009962	HS	DETAIL COSTS	PE	0.0	0.0	0.0	0.0	EXEMPT
					ROW	0.0	0.0	0.0	0.0	
					CONST	1,500.0	1,500.0	1,500.0	6,000.0	
					OTHER	0.0	0.0	0.0	0.0	
					TOTAL	1,500.0	1,500.0	1,500.0	6,000.0	
				SOURCE OF FUNDS STP-S	LOCAL	0.0	0.0	0.0	0.0	
					STATE	525.0	525.0	525.0	2,100.0	
					FEDERAL	975.0	975.0	975.0	3,900.0	
					TOTAL	1,500.0	1,500.0	1,500.0	6,000.0	
					TOTAL	1,500.0	1,500.0	1,500.0	6,000.0	
	79	INSTALLATION OF OVERHEAD MASTARMS AT VARIOUS LOCATIONS IN THE CITY OF MILWAUKEE  8009953 2984-08-97	HS	DETAIL COSTS	PE	0.0	0.0	0.0	0.0	EXEMPT
					ROW	0.0	0.0	0.0	0.0	
					CONST	27.9	0.0	0.0	27.9	
					OTHER	0.0	0.0	0.0	0.0	
					TOTAL	27.9	0.0	0.0	27.9	
				SOURCE OF FUNDS STP-S	LOCAL	2.8	0.0	0.0	2.8	
					STATE	0.0	0.0	0.0	0.0	
					FEDERAL	25.1	0.0	0.0	25.1	
					TOTAL	27.9	0.0	0.0	27.9	
					TOTAL	27.9	0.0	0.0	27.9	
	80 (91)	CONSTRUCTION OF VARIOUS SMALL HAZARD ELIMINATION MEASURES WITHIN SOUTHEASTERN WISCONSIN  8000272	HS	DETAIL COSTS	PE	0.0	0.0	0.0	0.0	EXEMPT
					ROW	0.0	0.0	0.0	0.0	
					CONST	50.0	50.0	50.0	200.0	
					OTHER	0.0	0.0	0.0	0.0	
					TOTAL	50.0	50.0	50.0	200.0	
				SOURCE OF FUNDS STP-S	LOCAL	0.0	0.0	0.0	0.0	
					STATE	5.0	5.0	5.0	20.0	
					FEDERAL	45.0	45.0	45.0	180.0	
					TOTAL	50.0	50.0	50.0	200.0	
					TOTAL	50.0	50.0	50.0	200.0	



**TRANSPORTATION IMPROVEMENT PROGRAM FOR THE MILWAUKEE TRANSPORTATION MANAGEMENT AREA --  
MILWAUKEE COUNTY 2009-2012**

PROJECT SPONSOR	PROJECT			ESTIMATED COSTS (\$1,000)						AIR QUAL STAT
	NO	DESCRIPTION / STATE ID	TYPE		2009	2010	2011	2012	Total	
STATE OF WISCONSIN	81 (92)	IMPROVEMENT AND MODERNIZATION OF LIGHTING SYSTEMS ON VARIOUS INTERSTATE HIGHWAYS WITHIN SOUTHEASTERN WISCONSIN  8000218	HS	DETAIL COSTS	PE	0.0	0.0	0.0	0.0	EXEMPT
					ROW	0.0	0.0	0.0	0.0	
					CONST	500.0	500.0	500.0	500.0	
					OTHER	0.0	0.0	0.0	0.0	
				SOURCE OF FUNDS	TOTAL	500.0	500.0	500.0	500.0	
					LOCAL	0.0	0.0	0.0	0.0	
					STATE	500.0	500.0	500.0	500.0	
					FEDERAL	0.0	0.0	0.0	0.0	
	82 (93)	IMPROVEMENT OF HAZARDOUS LOCATIONS ALONG THE STATE HIGHWAY SYSTEM WITHIN SOUTHEASTERN WISCONSIN  8000167 0000-00-00	HS	DETAIL COSTS	PE	0.0	0.0	0.0	0.0	EXEMPT
					ROW	0.0	0.0	0.0	0.0	
					CONST	1,500.0	1,500.0	1,500.0	1,500.0	
					OTHER	0.0	0.0	0.0	0.0	
				SOURCE OF FUNDS STP-S	TOTAL	1,500.0	1,500.0	1,500.0	1,500.0	
					LOCAL	0.0	0.0	0.0	0.0	
					STATE	150.0	150.0	150.0	150.0	
					FEDERAL	1,350.0	1,350.0	1,350.0	1,350.0	
	83 (94)	RECONSTRUCTION OF THE INTERSECTION OF I-43 NB EXIT RAMP AT PORT WASHINGTON RD (CTH W) IN MILWAUKEE COUNTY  8009993 1228-19-00	HS	DETAIL COSTS	PE	75.0	0.0	0.0	75.0	EXEMPT
					ROW	80.0	0.0	0.0	80.0	
					CONST	0.0	690.2	0.0	690.2	
					OTHER	0.0	0.0	0.0	0.0	
				SOURCE OF FUNDS STP-S	TOTAL	155.0	690.2	0.0	845.2	
					LOCAL	0.0	0.0	0.0	0.0	
					STATE	15.5	212.7	0.0	228.2	
					FEDERAL	139.5	477.5	0.0	617.0	
	84	PURCHASE HOUSE FOR VISION CORNER AT THE INTERSECTION OF CHICAGO RD (STH 32) AND ELM RD IN THE CITY OF OAK CREEK  8009931 2350-23-20	HS	DETAIL COSTS	PE	0.0	0.0	0.0	0.0	EXEMPT
					ROW	500.0	0.0	0.0	500.0	
					CONST	0.0	0.0	0.0	0.0	
					OTHER	0.0	0.0	0.0	0.0	
				SOURCE OF FUNDS	TOTAL	500.0	0.0	0.0	500.0	
					LOCAL	0.0	0.0	0.0	0.0	
					STATE	500.0	0.0	0.0	500.0	
					FEDERAL	0.0	0.0	0.0	0.0	
	85	INTERSECTION MODIFICATION AT THE INTERSECTIONS OF STH 38 (HOWELL AVE) WITH S DREXEL AVE, RAWSON AVE, COLLEGE AVE, AND PUETZ RD IN THE CITIES OF FRANKLIN AND OAK CREEK  8009944 2060-14-70	HS	DETAIL COSTS	PE	193.8	0.0	0.0	193.8	EXEMPT
					ROW	0.0	0.0	0.0	0.0	
					CONST	0.0	1,937.8	0.0	1,937.8	
					OTHER	0.0	0.0	0.0	0.0	
				SOURCE OF FUNDS STP-S	TOTAL	193.8	1,937.8	0.0	2,131.6	
					LOCAL	0.0	0.0	0.0	0.0	
					STATE	19.4	1,037.8	0.0	1,057.2	
					FEDERAL	174.4	900.0	0.0	1,074.4	
	86	INTERSECTION IMPROVEMENTS ON 27TH ST (STH 241) AT VARIOUS INTERSECTIONS FROM W KK RIVER PARKWAY TO W HOWARD AVE IN THE CITY OF MILWAUKEE  8009942 2265-12-70	HS	DETAIL COSTS	PE	0.0	0.0	0.0	0.0	EXEMPT
					ROW	0.0	0.0	0.0	0.0	
					CONST	313.6	0.0	0.0	313.6	
					OTHER	60.0	0.0	0.0	60.0	
				SOURCE OF FUNDS STP-S	TOTAL	373.6	0.0	0.0	373.6	
					LOCAL	0.0	0.0	0.0	0.0	
					STATE	37.3	0.0	0.0	37.3	
					FEDERAL	336.3	0.0	0.0	336.3	
	87 (95)	TRAFFIC SAFETY IMPROVEMENTS AT FIVE INTERSECTIONS ON S 27TH ST (STH 241) IN THE CITIES OF GREENFIELD AND MILWAUKEE  8009992 2265-10-70	HS	DETAIL COSTS	PE	141.0	0.0	0.0	141.0	EXEMPT
					ROW	0.0	0.0	0.0	0.0	
					CONST	0.0	768.8	0.0	768.8	
					OTHER	0.0	0.0	0.0	0.0	
				SOURCE OF FUNDS STP-S	TOTAL	141.0	768.8	0.0	909.8	
					LOCAL	0.0	0.0	0.0	0.0	
					STATE	141.0	93.8	0.0	234.8	
					FEDERAL	0.0	675.0	0.0	675.0	
	88	INSTALL TRAFFIC SIGNAL AND RAMP METER INTERCONNECT SYSTEM ON ARTERIAL STREETS  8009960 1693-32-77	EE	DETAIL COSTS	PE	0.0	0.0	0.0	0.0	EXEMPT
					ROW	0.0	0.0	0.0	0.0	
					CONST	183.9	0.0	0.0	183.9	
					OTHER	0.0	0.0	0.0	0.0	
				SOURCE OF FUNDS CMAQ	TOTAL	183.9	0.0	0.0	183.9	
					LOCAL	0.0	0.0	0.0	0.0	
					STATE	43.9	0.0	0.0	43.9	
					FEDERAL	140.0	0.0	0.0	140.0	

**TRANSPORTATION IMPROVEMENT PROGRAM FOR THE MILWAUKEE TRANSPORTATION MANAGEMENT AREA --  
MILWAUKEE COUNTY 2009-2012**

PROJECT SPONSOR	PROJECT			ESTIMATED COSTS (\$1,000)						AIR QUAL STAT
	NO	DESCRIPTION / STATE ID	TYPE		2009	2010	2011	2012	Total	
STATE OF WISCONSIN	89 (86)	RIDESHARE SIGNAGE AT VARIOUS LOCATIONS WITHIN SOUTHEASTERN WISCONSIN  8000128 1000-23-93	EE	DETAIL COSTS	PE	0.0	0.0	0.0	0.0	EXEMPT
					ROW	0.0	0.0	0.0	0.0	
					CONST	0.0	0.0	0.0	0.0	
					OTHER	1.0	1.0	1.0	4.0	
					TOTAL	1.0	1.0	1.0	4.0	
				SOURCE OF FUNDS CMAQ	LOCAL	0.0	0.0	0.0	0.0	
					STATE	0.2	0.2	0.2	0.8	
					FEDERAL	0.8	0.8	0.8	3.2	
					TOTAL	1.0	1.0	1.0	4.0	
	90 (99)	ESTABLISHMENT OF AN EMERGENCY RIDE REIMBURSEMENT PROGRAM TO REIMBURSE EMPLOYER PROGRAM PARTICIPANTS IN SOUTHEASTERN WISCONSIN  8000148 0604-02-15	EE	DETAIL COSTS	PE	0.0	0.0	0.0	0.0	EXEMPT
					ROW	0.0	0.0	0.0	0.0	
					CONST	0.0	0.0	0.0	0.0	
					OTHER	0.2	0.3	0.3	1.2	
					TOTAL	0.2	0.3	0.3	1.2	
				SOURCE OF FUNDS STP-M	LOCAL	0.0	0.0	0.0	0.0	
					STATE	0.0	0.0	0.0	0.0	
					FEDERAL	0.2	0.3	0.3	1.2	
					TOTAL	0.2	0.3	0.3	1.2	
	91 (102)	DESIGN AND CONSTRUCTION OF BAYVIEW BIKEWAY FROM RUSSELL AVE TO MICHIGAN ST IN THE CITY OF MILWAUKEE  8000101 1302-00-70	EE	DETAIL COSTS	PE	100.0	0.0	0.0	100.0	EXEMPT
					ROW	0.0	0.0	0.0	0.0	
					CONST	0.0	2,074.4	0.0	2,074.4	
					OTHER	0.0	0.0	0.0	0.0	
					TOTAL	100.0	2,074.4	0.0	2,174.4	
				SOURCE OF FUNDS COMB	LOCAL	20.0	455.3	0.0	475.3	
					STATE	0.0	0.0	0.0	0.0	
					FEDERAL	80.0	1,619.1	0.0	1,699.1	
					TOTAL	100.0	2,074.4	0.0	2,174.4	
	92 (749)	TRAFFIC SIGNAL AND ITS IMPROVEMENTS ON BROWN DEER RD (STH 100) FROM USH 45 TO IH 43 IN MILWAUKEE COUNTY  8009972 1693-49-70	EE	DETAIL COSTS	PE	147.8	0.0	0.0	147.8	EXEMPT
					ROW	0.0	0.0	0.0	0.0	
					CONST	0.0	2,059.2	0.0	2,059.2	
					OTHER	0.0	0.0	0.0	0.0	
					TOTAL	147.8	2,059.2	0.0	2,207.0	
				SOURCE OF FUNDS CMAQ	LOCAL	29.6	452.0	0.0	481.6	
					STATE	0.0	0.0	0.0	0.0	
					FEDERAL	118.2	1,607.2	0.0	1,725.4	
					TOTAL	147.8	2,059.2	0.0	2,207.0	
	93 (290)	STREETSCAPE IMPROVEMENTS ON W FOND DU LAC AVE (STH 145) FROM N 19TH ST TO N 36TH ST IN THE CITY OF MILWAUKEE (1.64 MILES)  8009880 1360-02-78	EE	DETAIL COSTS	PE	0.0	0.0	0.0	0.0	EXEMPT
					ROW	0.0	0.0	0.0	0.0	
					CONST	155.8	0.0	0.0	155.8	
					OTHER	0.0	0.0	0.0	0.0	
					TOTAL	155.8	0.0	0.0	155.8	
				SOURCE OF FUNDS STP-E	LOCAL	45.4	0.0	0.0	45.4	
					STATE	0.0	0.0	0.0	0.0	
					FEDERAL	110.4	0.0	0.0	110.4	
					TOTAL	155.8	0.0	0.0	155.8	
	94 (291)	STREETSCAPE IMPROVEMENTS ON CAPITOL DR, ATKINSON AVE AND TEUTONIA AVE IN THE CITY OF MILWAUKEE  8009881 2984-13-73	EE	DETAIL COSTS	PE	0.0	0.0	0.0	0.0	EXEMPT
					ROW	0.0	0.0	0.0	0.0	
					CONST	430.5	0.0	0.0	430.5	
					OTHER	0.0	0.0	0.0	0.0	
					TOTAL	430.5	0.0	0.0	430.5	
				SOURCE OF FUNDS STP-E	LOCAL	119.1	0.0	0.0	119.1	
					STATE	0.0	0.0	0.0	0.0	
					FEDERAL	311.4	0.0	0.0	311.4	
					TOTAL	430.5	0.0	0.0	430.5	
WISCONSIN DNR	95	CONSTRUCTION OF A 340 FT. BRIDGE TO CONNECT THE HANK AARON STATE TRAIL TO THE MITCHELL PARK DOMES IN MENOMONEE VALLEY IN THE CITY OF MILWAUKEE.  8016891	EE	DETAIL COSTS	PE	0.0	0.0	0.0	0.0	EXEMPT
					ROW	0.0	0.0	0.0	0.0	
					CONST	0.0	0.0	1,225.0	1,225.0	
					OTHER	0.0	0.0	0.0	0.0	
					TOTAL	0.0	0.0	1,225.0	1,225.0	
				SOURCE OF FUNDS STP-E	LOCAL	0.0	0.0	0.0	0.0	
					STATE	0.0	0.0	245.0	245.0	
					FEDERAL	0.0	0.0	980.0	980.0	
					TOTAL	0.0	0.0	1,225.0	1,225.0	
	96 (104)	CONSTRUCTION OF THE HANK AARON STATE TRAIL 6TH ST BICYCLE RAMP IN THE CITY OF MILWAUKEE  8010001 1693-25-02	EE	DETAIL COSTS	PE	0.0	0.0	0.0	0.0	EXEMPT
					ROW	0.0	0.0	0.0	0.0	
					CONST	0.0	0.0	974.9	974.9	
					OTHER	0.0	0.0	0.0	0.0	
					TOTAL	0.0	0.0	974.9	974.9	
				SOURCE OF FUNDS CMAQ	LOCAL	0.0	0.0	0.0	0.0	
					STATE	0.0	0.0	325.4	325.4	
					FEDERAL	0.0	0.0	649.5	649.5	
					TOTAL	0.0	0.0	974.9	974.9	

**TRANSPORTATION IMPROVEMENT PROGRAM FOR THE MILWAUKEE TRANSPORTATION MANAGEMENT AREA --  
MILWAUKEE COUNTY 2009-2012**

PROJECT SPONSOR	PROJECT			ESTIMATED COSTS (\$1,000)							AIR QUAL STAT
	NO	DESCRIPTION / STATE ID	TYPE			2009	2010	2011	2012	Total	
WISCONSIN DNR	97  (105)	CONSTRUCT A HANK AARON STATE TRAIL EXTENSION TO CONNECT EXISTING TRAIL SEGMENTS WITH THE OAK LEAF TRAIL THROUGH MILWAUKEE, WEST ALLIS, AND WAUWATOSA (6.0 MI)  80170101693-37-71	EE	DETAIL COSTS	PE	102.0	0.0	0.0	0.0	102.0	EXEMPT
					ROW	0.0	0.0	0.0	0.0		
					CONST	0.0	1,573.8	0.0	0.0	1,573.8	
					OTHER	0.0	0.0	0.0	0.0	0.0	
				TOTAL	102.0	1,573.8	0.0	0.0	1,675.8		
				SOURCE OF FUNDS CMAQ	LOCAL	0.0	0.0	0.0	0.0	0.0	
					STATE	20.4	375.4	0.0	0.0	395.8	
FEDERAL	81.6	1,198.4	0.0		0.0	1,280.0					
TOTAL	102.0	1,573.8	0.0	0.0	1,675.8						
	98  (106)	EDUCATION AND TRAINING PROJECT PROMOTNG TECHNOLOGIES AND ECO-FRIENDLY DRIVING BEHAVIORS WITH FLEET DRIVERS AND GENERAL PUBLIC INCLUDING THE DEVELOPMENT OF AN INTERACTIVE EXHIBIT  80168801693-34-03	EE	DETAIL COSTS	PE	97.6	0.0	0.0	0.0	97.6	EXEMPT
					ROW	0.0	0.0	0.0	0.0	0.0	
					CONST	0.0	0.0	0.0	0.0	0.0	
					OTHER	310.7	479.2	0.0	0.0	789.9	
				TOTAL	408.3	479.2	0.0	0.0	887.5		
				SOURCE OF FUNDS CMAQ	LOCAL	0.0	0.0	0.0	0.0	0.0	
					STATE	81.7	95.8	0.0	0.0	177.5	
FEDERAL	326.6	383.4	0.0		0.0	710.0					
TOTAL	408.3	479.2	0.0	0.0	887.5						
SOUTHEASTERN WISCONSIN REGION PLANNING COMMISSION	99 d  (85)	PLANNING, AND PRELIMINARY AND FINAL ENGINEERING OF COMMUTER PASSENGER TRAIN SERVICE IN THE MILWAUKEE-RACINE-KENOSHA CORRIDOR  8000125	TE	DETAIL COSTS	PE	8,652.9	0.0	3,750.0	0.0	12,402.9	NON-EXEMPT
					ROW	0.0	0.0	0.0	0.0		
					CONST	0.0	0.0	3,750.0	0.0	3,750.0	
					OTHER	0.0	0.0	0.0	0.0	0.0	
				TOTAL	8,652.9	0.0	7,500.0	0.0	16,152.9		
				SOURCE OF FUNDS CMAQ	LOCAL	865.3	0.0	750.0	0.0	1,615.3	
					STATE	865.3	0.0	750.0	0.0	1,615.3	
FEDERAL	6,922.3	0.0	6,000.0		0.0	12,922.3					
TOTAL	8,652.9	0.0	7,500.0	0.0	16,152.9						
MILWAUKEE COUNTY	100  (107)	REHABILITATE W SILVER SPRING DR (CTH E) FROM N 69TH ST TO N 90TH ST IN THE CITY OF MILWAUKEE (1.50 MILES)  40005142090-14-00	HP	DETAIL COSTS	PE	0.0	0.0	0.0	0.0	0.0	EXEMPT
					ROW	0.0	0.0	0.0	0.0	0.0	
					CONST	0.0	3,800.0	0.0	0.0	3,800.0	
					OTHER	0.0	0.0	0.0	0.0	0.0	
				TOTAL	0.0	3,800.0	0.0	0.0	3,800.0		
				SOURCE OF FUNDS STP-M	LOCAL	0.0	760.0	0.0	0.0	760.0	
					STATE	0.0	0.0	0.0	0.0	0.0	
FEDERAL	0.0	3,040.0	0.0		0.0	3,040.0					
TOTAL	0.0	3,800.0	0.0	0.0	3,800.0						
	101  (108)	RECONSTRUCTION OF W SILVER SPRING DR (CTH E) FROM N 90TH ST TO N 124TH ST IN THE CITY OF MILWAUKEE (2.00 MILES)  40000642090-13-00	HP	DETAIL COSTS	PE	0.0	0.0	0.0	0.0	0.0	EXEMPT
					ROW	0.0	0.0	0.0	0.0	0.0	
					CONST	3,807.1	0.0	0.0	0.0	3,807.1	
					OTHER	0.0	0.0	0.0	0.0	0.0	
				TOTAL	3,807.1	0.0	0.0	0.0	3,807.1		
				SOURCE OF FUNDS STP-M	LOCAL	761.4	0.0	0.0	0.0	761.4	
					STATE	0.0	0.0	0.0	0.0	0.0	
FEDERAL	3,045.7	0.0	0.0		0.0	3,045.7					
TOTAL	3,807.1	0.0	0.0	0.0	3,807.1						
	102  (715)	REHABILITATION OF SILVER SPRING DR (CTH E) EASTBOUND BRIDGE OVER LITTLE MENOMONEE RIVER IN THE CITY OF MILWAUKEE  40099972090-08-70	HP	DETAIL COSTS	PE	0.0	0.0	0.0	0.0	0.0	EXEMPT
					ROW	0.0	0.0	0.0	0.0	0.0	
					CONST	900.0	0.0	0.0	0.0	900.0	
					OTHER	0.0	0.0	0.0	0.0	0.0	
				TOTAL	900.0	0.0	0.0	0.0	900.0		
				SOURCE OF FUNDS BRP	LOCAL	180.0	0.0	0.0	0.0	180.0	
					STATE	0.0	0.0	0.0	0.0	0.0	
FEDERAL	720.0	0.0	0.0		0.0	720.0					
TOTAL	900.0	0.0	0.0	0.0	900.0						
	103	REHABILITATION OF SILVER SPRING DR (CTH E) WESTBOUND BRIDGE OVER LITTLE MENOMONEE RIVER IN THE CITY OF MILWAUKEE  40099822090-09-70	HP	DETAIL COSTS	PE	0.0	0.0	0.0	0.0	0.0	EXEMPT
					ROW	0.0	0.0	0.0	0.0	0.0	
					CONST	900.0	0.0	0.0	0.0	900.0	
					OTHER	0.0	0.0	0.0	0.0	0.0	
				TOTAL	900.0	0.0	0.0	0.0	900.0		
				SOURCE OF FUNDS BRP	LOCAL	180.0	0.0	0.0	0.0	180.0	
					STATE	0.0	0.0	0.0	0.0	0.0	
FEDERAL	720.0	0.0	0.0		0.0	720.0					
TOTAL	900.0	0.0	0.0	0.0	900.0						
	104  (109)	RECONSTRUCTION OF N 107TH ST (CTH F) FROM W BROWN DEER RD (STH 100) TO THE NORTH MILWAUKEE COUNTY LINE IN THE CITY OF MILWAUKEE (1.00 MILES)  4000033	HP	DETAIL COSTS	PE	0.0	120.0	0.0	0.0	120.0	EXEMPT
					ROW	0.0	0.0	150.0	0.0	150.0	
					CONST	0.0	0.0	0.0	650.0	650.0	
					OTHER	0.0	0.0	0.0	0.0	0.0	
				TOTAL	0.0	120.0	150.0	650.0	920.0		
				SOURCE OF FUNDS STP-M	LOCAL	0.0	24.0	30.0	130.0	184.0	
					STATE	0.0	0.0	0.0	520.0	520.0	
FEDERAL	0.0	96.0	120.0		0.0	216.0					
TOTAL	0.0	120.0	150.0	650.0	920.0						

**TRANSPORTATION IMPROVEMENT PROGRAM FOR THE MILWAUKEE TRANSPORTATION MANAGEMENT AREA --  
MILWAUKEE COUNTY 2009-2012**

PROJECT SPONSOR	PROJECT			ESTIMATED COSTS (\$1,000)							AIR QUAL STAT
	NO	DESCRIPTION / STATE ID	TYPE			2009	2010	2011	2012	Total	
MILWAUKEE COUNTY	105  (132)	RECONSTRUCTION OF RYAN RD (CTH H) FROM STH 36 TO STH 100 IN THE CITY OF FRANKLIN (2.0 MILES)  4000088	HP	DETAIL COSTS	PE	0.0	180.0	0.0	0.0	180.0	EXEMPT
					ROW	0.0	0.0	0.0	0.0	0.0	
					CONST	0.0	0.0	0.0	1,200.0	1,200.0	
					OTHER	0.0	0.0	0.0	0.0	0.0	
					TOTAL	0.0	180.0	0.0	1,200.0	1,380.0	
				SOURCE OF FUNDS STP-M	LOCAL	0.0	36.0	0.0	240.0	276.0	
STATE	0.0	0.0	0.0		0.0	0.0					
FEDERAL	0.0	144.0	0.0		960.0	1,104.0					
TOTAL	0.0	180.0	0.0		1,200.0	1,380.0					
TOTAL	0.0	180.0	0.0		1,200.0	1,380.0					
	106  (110)	RECONSTRUCTION OF S 92ND ST (CTH N) FROM W FOREST HOME AVE (STH 24) TO W HOWARD AVE IN THE CITY OF GREENFIELD (1.50 MILES)  4000512	HP	DETAIL COSTS	PE	0.0	740.0	0.0	0.0	740.0	EXEMPT
					ROW	0.0	0.0	600.0	0.0	600.0	
					CONST	0.0	0.0	0.0	5,000.0	5,000.0	
					OTHER	0.0	0.0	0.0	0.0	0.0	
					TOTAL	0.0	740.0	600.0	5,000.0	6,340.0	
				SOURCE OF FUNDS LRIP	LOCAL	0.0	370.0	300.0	2,500.0	3,170.0	
STATE	0.0	370.0	300.0		2,500.0	3,170.0					
FEDERAL	0.0	0.0	0.0		0.0	0.0					
TOTAL	0.0	740.0	600.0		5,000.0	6,340.0					
TOTAL	0.0	740.0	600.0		5,000.0	6,340.0					
	107  (124)	BRIDGE REPLACEMENT ON W OKLAHOMA AVE (CTH NN) OVER HONEY CREEK IN MILWAUKEE COUNTY (B-40-27)  4000112 2400-04-02	HP	DETAIL COSTS	PE	0.0	0.0	0.0	0.0	0.0	EXEMPT
					ROW	0.0	0.0	0.0	0.0	0.0	
					CONST	1,200.0	0.0	0.0	0.0	1,200.0	
					OTHER	0.0	0.0	0.0	0.0	0.0	
					TOTAL	1,200.0	0.0	0.0	0.0	1,200.0	
				SOURCE OF FUNDS BRP	LOCAL	240.0	0.0	0.0	0.0	240.0	
STATE	0.0	0.0	0.0		0.0	0.0					
FEDERAL	960.0	0.0	0.0		0.0	960.0					
TOTAL	1,200.0	0.0	0.0		0.0	1,200.0					
TOTAL	1,200.0	0.0	0.0		0.0	1,200.0					
	108  (125)	RECONSTRUCTION OF W OKLAHOMA AVE (CTH NN) FROM S 72ND ST AND S 108TH ST (STH 100) IN MILWAUKEE COUNTY (2.25 MILES)  4000025	HP	DETAIL COSTS	PE	0.0	910.0	0.0	0.0	910.0	EXEMPT
					ROW	0.0	0.0	0.0	0.0	0.0	
					CONST	0.0	0.0	6,100.0	0.0	6,100.0	
					OTHER	0.0	0.0	0.0	0.0	0.0	
					TOTAL	0.0	910.0	6,100.0	0.0	7,010.0	
				SOURCE OF FUNDS LRIP	LOCAL	0.0	455.0	3,050.0	0.0	3,505.0	
STATE	0.0	455.0	3,050.0		0.0	3,505.0					
FEDERAL	0.0	0.0	0.0		0.0	0.0					
TOTAL	0.0	910.0	6,100.0		0.0	7,010.0					
TOTAL	0.0	910.0	6,100.0		0.0	7,010.0					
	109  (126)	RESURFACING OF W GOOD HOPE RD (CTH PP) FROM N 107TH ST TO N PORT WASHINGTON RD IN MILWAUKEE COUNTY (6.50 MILES)  4000015	HP	DETAIL COSTS	PE	0.0	0.0	0.0	0.0	0.0	EXEMPT
					ROW	0.0	0.0	0.0	0.0	0.0	
					CONST	7,150.0	0.0	0.0	0.0	7,150.0	
					OTHER	0.0	0.0	0.0	0.0	0.0	
					TOTAL	7,150.0	0.0	0.0	0.0	7,150.0	
				SOURCE OF FUNDS LRIP	LOCAL	3,575.0	0.0	0.0	0.0	3,575.0	
STATE	3,575.0	0.0	0.0		0.0	3,575.0					
FEDERAL	0.0	0.0	0.0		0.0	0.0					
TOTAL	7,150.0	0.0	0.0		0.0	7,150.0					
TOTAL	7,150.0	0.0	0.0		0.0	7,150.0					
	110  (127)	REHABILITATION OF THE WEST GOOD HOPE RD (CTH PP) BRIDGE OVER THE LITTLE MENOMONEE RIVER (B-40-497) IN THE CITY OF MILWAUKEE  4000037 2130-12-00	HP	DETAIL COSTS	PE	0.0	0.0	0.0	0.0	0.0	EXEMPT
					ROW	0.0	0.0	0.0	0.0	0.0	
					CONST	800.0	0.0	0.0	0.0	800.0	
					OTHER	0.0	0.0	0.0	0.0	0.0	
					TOTAL	800.0	0.0	0.0	0.0	800.0	
				SOURCE OF FUNDS BRP	LOCAL	160.0	0.0	0.0	0.0	160.0	
STATE	0.0	0.0	0.0		0.0	0.0					
FEDERAL	640.0	0.0	0.0		0.0	640.0					
TOTAL	800.0	0.0	0.0		0.0	800.0					
TOTAL	800.0	0.0	0.0		0.0	800.0					
	111  (128)	REHABILITATION OF THE WEST GOOD HOPE BRIDGE OVER THE LITTLE MENOMONEE RIVER (B-40-498) IN THE CITY OF MILWAUKEE  4000038 2130-13-00	HP	DETAIL COSTS	PE	0.0	0.0	0.0	0.0	0.0	EXEMPT
					ROW	0.0	0.0	0.0	0.0	0.0	
					CONST	800.0	0.0	0.0	0.0	800.0	
					OTHER	0.0	0.0	0.0	0.0	0.0	
					TOTAL	800.0	0.0	0.0	0.0	800.0	
				SOURCE OF FUNDS BRP	LOCAL	160.0	0.0	0.0	0.0	160.0	
STATE	0.0	0.0	0.0		0.0	0.0					
FEDERAL	640.0	0.0	0.0		0.0	640.0					
TOTAL	800.0	0.0	0.0		0.0	800.0					
TOTAL	800.0	0.0	0.0		0.0	800.0					
	112  (113)	RECONSTRUCTION OF W MILL RD (CTH S) FROM N 84TH ST TO N 56TH ST IN THE CITY OF MILWAUKEE (1.75 MILES)  4000074	HP	DETAIL COSTS	PE	0.0	1,044.0	0.0	0.0	1,044.0	EXEMPT
					ROW	0.0	0.0	0.0	0.0	0.0	
					CONST	0.0	0.0	6,962.5	0.0	6,962.5	
					OTHER	0.0	0.0	0.0	0.0	0.0	
					TOTAL	0.0	1,044.0	6,962.5	0.0	8,006.5	
				SOURCE OF FUNDS STP-M	LOCAL	0.0	208.8	1,392.5	0.0	1,601.3	
STATE	0.0	0.0	0.0		0.0	0.0					
FEDERAL	0.0	835.2	5,570.0		0.0	6,405.2					
TOTAL	0.0	1,044.0	6,962.5		0.0	8,006.5					
TOTAL	0.0	1,044.0	6,962.5		0.0	8,006.5					

**TRANSPORTATION IMPROVEMENT PROGRAM FOR THE MILWAUKEE TRANSPORTATION MANAGEMENT AREA --  
MILWAUKEE COUNTY 2009-2012**

PROJECT SPONSOR	PROJECT			ESTIMATED COSTS (\$1,000)							AIR QUAL STAT																																																																																																																																																																																																																																																																																										
	NO	DESCRIPTION / STATE ID	TYPE			2009	2010	2011	2012	Total																																																																																																																																																																																																																																																																																											
MILWAUKEE COUNTY	113  (111)	RECONSTRUCTION OF W MILL RD (CTH S) FROM N 43RD ST TO N TEUTONIA AVE IN THE CITY OF MILWAUKEE (0.75 MILES)  4000019	HP	DETAIL COSTS	PE	750.0	0.0	0.0	0.0	750.0	EXEMPT																																																																																																																																																																																																																																																																																										
					ROW	0.0	400.0	0.0	0.0	400.0																																																																																																																																																																																																																																																																																											
					CONST	0.0	0.0	5,000.0	0.0	5,000.0																																																																																																																																																																																																																																																																																											
					OTHER	0.0	0.0	0.0	0.0	0.0																																																																																																																																																																																																																																																																																											
				TOTAL	750.0	400.0	5,000.0	0.0	6,150.0																																																																																																																																																																																																																																																																																												
				SOURCE OF FUNDS STP-M	LOCAL	150.0	80.0	1,000.0	0.0	1,230.0																																																																																																																																																																																																																																																																																											
STATE	0.0	0.0	0.0		0.0	0.0																																																																																																																																																																																																																																																																																															
	114  (114)	RECONSTRUCTION OF S 76TH ST (CTH U) FROM THE SOUTH MILWAUKEE COUNTY LINE TO PUETZ RD IN THE CITY OF FRANKLIN (3.00 MILES)  4000029	HP	DETAIL COSTS	PE	0.0	0.0	500.0	0.0	500.0	EXEMPT																																																																																																																																																																																																																																																																																										
					ROW	0.0	0.0	0.0	0.0	0.0																																																																																																																																																																																																																																																																																											
					CONST	0.0	0.0	0.0	0.0	0.0																																																																																																																																																																																																																																																																																											
					OTHER	0.0	0.0	0.0	0.0	0.0																																																																																																																																																																																																																																																																																											
				TOTAL	0.0	0.0	500.0	0.0	500.0																																																																																																																																																																																																																																																																																												
				SOURCE OF FUNDS STP-M	LOCAL	0.0	0.0	100.0	0.0	100.0																																																																																																																																																																																																																																																																																											
STATE	0.0	0.0	0.0		0.0	0.0																																																																																																																																																																																																																																																																																															
	115  (117)	RECONSTRUCTION OF S 13TH ST (CTH V) FROM SOUTH MILWAUKEE COUNTY LINE TO RYAN RD (STH 100) IN THE CITY OF OAK CREEK (2.0 MILES)  4000027	HP	DETAIL COSTS	PE	0.0	0.0	850.0	0.0	850.0	EXEMPT																																																																																																																																																																																																																																																																																										
					ROW	0.0	0.0	0.0	600.0	600.0																																																																																																																																																																																																																																																																																											
					CONST	0.0	0.0	0.0	0.0	0.0																																																																																																																																																																																																																																																																																											
					OTHER	0.0	0.0	0.0	0.0	0.0																																																																																																																																																																																																																																																																																											
				TOTAL	0.0	0.0	850.0	600.0	1,450.0																																																																																																																																																																																																																																																																																												
				SOURCE OF FUNDS STP-M	LOCAL	0.0	0.0	170.0	120.0	290.0																																																																																																																																																																																																																																																																																											
STATE	0.0	0.0	0.0		0.0	0.0																																																																																																																																																																																																																																																																																															
	116  (118)	RECONSTRUCTION OF S 13TH ST (CTH V) FROM RYAN RD (STH 100) TO W RAWSON AVE (CTH BB) IN THE CITY OF OAK CREEK (3.00 MILES)  4000032	HP	DETAIL COSTS	PE	0.0	1,200.0	0.0	0.0	1,200.0	EXEMPT																																																																																																																																																																																																																																																																																										
					ROW	0.0	0.0	600.0	0.0	600.0																																																																																																																																																																																																																																																																																											
					CONST	0.0	0.0	0.0	8,000.0	8,000.0																																																																																																																																																																																																																																																																																											
					OTHER	0.0	0.0	0.0	0.0	0.0																																																																																																																																																																																																																																																																																											
				TOTAL	0.0	1,200.0	600.0	8,000.0	9,800.0																																																																																																																																																																																																																																																																																												
				SOURCE OF FUNDS STP-M	LOCAL	0.0	240.0	120.0	1,600.0	1,960.0																																																																																																																																																																																																																																																																																											
STATE	0.0	0.0	0.0		0.0	0.0																																																																																																																																																																																																																																																																																															
	117  (119)	RECONSTRUCTION OF S 13TH ST (CTH V) FROM W RAWSON AVE (CTH BB) TO W COLLEGE AVE (CTH ZZ) IN THE CITIES OF OAK CREEK AND MILWAUKEE (1.00 MILES)  4000057                      2505-07-00	HP	DETAIL COSTS	PE	0.0	0.0	0.0	0.0	0.0	EXEMPT																																																																																																																																																																																																																																																																																										
					ROW	600.0	0.0	0.0	0.0	600.0																																																																																																																																																																																																																																																																																											
					CONST	0.0	4,650.0	0.0	0.0	4,650.0																																																																																																																																																																																																																																																																																											
					OTHER	0.0	0.0	0.0	0.0	0.0																																																																																																																																																																																																																																																																																											
				TOTAL	600.0	4,650.0	0.0	0.0	5,250.0																																																																																																																																																																																																																																																																																												
				SOURCE OF FUNDS STP-M	LOCAL	480.0	930.0	0.0	0.0	1,410.0																																																																																																																																																																																																																																																																																											
STATE	0.0	0.0	0.0		0.0	0.0																																																																																																																																																																																																																																																																																															
	118  (121)	RECONSTRUCTION OF N PORT WASHINGTON RD (CTH W) FROM W DAPHNE ST TO W GOOD HOPE RD (CTH PP) IN MILWAUKEE COUNTY (0.70 MILES)  4000016	HP	DETAIL COSTS	PE	0.0	380.0	0.0	0.0	380.0	EXEMPT																																																																																																																																																																																																																																																																																										
					ROW	0.0	0.0	600.0	0.0	600.0																																																																																																																																																																																																																																																																																											
					CONST	0.0	0.0	0.0	2,600.0	2,600.0																																																																																																																																																																																																																																																																																											
					OTHER	0.0	0.0	0.0	0.0	0.0																																																																																																																																																																																																																																																																																											
				TOTAL	0.0	380.0	600.0	2,600.0	3,580.0																																																																																																																																																																																																																																																																																												
				SOURCE OF FUNDS STP-M	LOCAL	0.0	76.0	120.0	520.0	716.0																																																																																																																																																																																																																																																																																											
STATE	0.0	0.0	0.0		0.0	0.0																																																																																																																																																																																																																																																																																															
	119  (120)	RECONSTRUCTION OF W LAYTON AVE (CTH Y) FROM S 27TH ST (STH 241) TO W LOOMIS RD (STH 36) IN THE CITY OF GREENFIELD (1.20 MILES)  4000021	HP	DETAIL COSTS	PE	0.0	690.0	0.0	0.0	690.0	EXEMPT																																																																																																																																																																																																																																																																																										
					ROW	0.0	0.0	500.0	0.0	500.0																																																																																																																																																																																																																																																																																											
					CONST	0.0	0.0	0.0	5,000.0	5,000.0																																																																																																																																																																																																																																																																																											
					OTHER	0.0	0.0	0.0	0.0	0.0																																																																																																																																																																																																																																																																																											
				TOTAL	0.0	690.0	500.0	5,000.0	6,190.0																																																																																																																																																																																																																																																																																												
				SOURCE OF FUNDS STP-M	LOCAL	0.0	138.0	100.0	1,000.0	1,238.0																																																																																																																																																																																																																																																																																											
STATE	0.0	0.0	0.0		0.0	0.0																																																																																																																																																																																																																																																																																															
	120 <sup>e</sup>  (129)	RECONSTRUCTION OF W COLLEGE AVE (CTH ZZ) FROM LOOMIS RD TO S 51ST ST IN THE VILLAGE OF GREENDALE (0.75 MILES)  4000034	HP	DETAIL COSTS	PE	0.0	75.0	0.0	0.0	75.0	EXEMPT																																																																																																																																																																																																																																																																																										
					ROW	0.0	0.0	0.0	0.0	0.0																																																																																																																																																																																																																																																																																											
					CONST	0.0	0.0	0.0	500.0	500.0																																																																																																																																																																																																																																																																																											
					OTHER	0.0	0.0	0.0	0.0	0.0																																																																																																																																																																																																																																																																																											
				TOTAL	0.0	75.0	0.0	500.0	575.0																																																																																																																																																																																																																																																																																												
				SOURCE OF FUNDS STP-M	LOCAL	0.0	15.0	0.0	100.0	115.0																																																																																																																																																																																																																																																																																											
STATE	0.0	0.0	0.0		0.0	0.0																																																																																																																																																																																																																																																																																															

PROJECT SPONSOR	PROJECT			ESTIMATED COSTS (\$1,000)							AIR QUAL STAT
	NO	DESCRIPTION / STATE ID	TYPE			2009	2010	2011	2012	Total	
MILWAUKEE COUNTY	121 <sup>e</sup>  (130)	RECONSTRUCTION OF COLLEGE AVE (CTH ZZ) FROM S 27TH ST (STH 241) TO S 51ST ST IN MILWAUKEE COUNTY (1.50 MILES)  4000017	HP	DETAIL COSTS	PE	0.0	1,300.0	0.0	0.0	1,300.0	EXEMPT
					ROW	0.0	0.0	1,000.0	0.0	1,000.0	
					CONST	0.0	0.0	0.0	8,600.0	8,600.0	
					OTHER	0.0	0.0	0.0	0.0	0.0	
				TOTAL	0.0	1,300.0	1,000.0	8,600.0	10,900.0		
				SOURCE OF FUNDS STP-M	LOCAL	0.0	260.0	200.0	1,720.0	2,180.0	
STATE	0.0	0.0	0.0		0.0	0.0					
	122	REHABILITATION OF E COLLEGE AVE (CTH ZZ) BETWEEN S PENNSYLVANIA AVE (STH 794) AND S PACKARD AVE IN MILWAUKEE COUNTY (0.60 MILES)  4009954	HP	DETAIL COSTS	PE	0.0	90.0	0.0	0.0	90.0	EXEMPT
					ROW	0.0	0.0	0.0	0.0	0.0	
					CONST	0.0	0.0	690.0	0.0	690.0	
					OTHER	0.0	0.0	0.0	0.0	0.0	
				TOTAL	0.0	90.0	690.0	0.0	780.0		
				SOURCE OF FUNDS STP-M	LOCAL	0.0	18.0	138.0	0.0	156.0	
STATE	0.0	0.0	0.0		0.0	0.0					
	123	REHABILITATION OF THE LAKE PARK DR BRIDGE (P-40-0573)  4000043	HP	DETAIL COSTS	PE	0.0	0.0	0.0	0.0	0.0	EXEMPT
					ROW	0.0	0.0	0.0	0.0	0.0	
					CONST	1,000.0	0.0	0.0	0.0	1,000.0	
					OTHER	0.0	0.0	0.0	0.0	0.0	
				TOTAL	1,000.0	0.0	0.0	0.0	1,000.0		
				SOURCE OF FUNDS BRF	LOCAL	200.0	0.0	0.0	0.0	200.0	
STATE	0.0	0.0	0.0		0.0	0.0					
	124	RECONSTRUCTION WITH ADDITIONAL TRAFFIC LANES OF S 76TH ST (CTH U) FROM PUETZ RD TO IMPERIAL DR IN THE CITY OF FRANKLIN (1.55 MILES)  4000234	HI	DETAIL COSTS	PE	0.0	0.0	0.0	0.0	0.0	NON-EXEMPT
					ROW	0.0	0.0	0.0	0.0	0.0	
					CONST	0.0	0.0	8,400.0	0.0	8,400.0	
					OTHER	0.0	0.0	0.0	0.0	0.0	
				TOTAL	0.0	0.0	8,400.0	0.0	8,400.0		
				SOURCE OF FUNDS STP-M	LOCAL	0.0	0.0	1,680.0	0.0	1,680.0	
STATE	0.0	0.0	0.0		0.0	0.0					
	125	RECONSTRUCTION WITH ADDITIONAL TRAFFIC LANES OF E COLLEGE AVE (CTH ZZ) FROM S HOWELL AVE (STH 38) TO S PENNSYLVANIA AVE (STH 794) IN MILWAUKEE COUNTY (1.30 MILES)  4000008	HI	DETAIL COSTS	PE	0.0	0.0	0.0	0.0	0.0	NON-EXEMPT
					ROW	400.0	0.0	0.0	400.0		
					CONST	0.0	5,500.0	0.0	0.0	5,500.0	
					OTHER	0.0	0.0	0.0	0.0	0.0	
				TOTAL	400.0	5,500.0	0.0	0.0	5,900.0		
				SOURCE OF FUNDS COMB	LOCAL	80.0	1,100.0	0.0	0.0	1,180.0	
STATE	0.0	0.0	0.0		0.0	0.0					
	126	IMPROVED RIDERSHIP AND PUBLIC AWARENESS OF PUBLIC TRANSPORTATION SERVICES IN SE WISCONSIN, IMPROVE AIR QUALITY BY REDUCING SINGLE OCCUPANCY AUTO TRIPS, EMISSIONS AND VMTs WITHIN THE REGION  4009994	TP	DETAIL COSTS	PE	0.0	0.0	0.0	0.0	0.0	EXEMPT
					ROW	0.0	0.0	0.0	0.0	0.0	
					CONST	0.0	0.0	0.0	0.0	0.0	
					OTHER	637.5	637.5	0.0	0.0	1,275.0	
				TOTAL	637.5	637.5	0.0	0.0	1,275.0		
				SOURCE OF FUNDS CMAQ	LOCAL	127.5	127.5	0.0	0.0	255.0	
STATE	0.0	0.0	0.0		0.0	0.0					
	127	ELDERLY/DISABLED TRANSPORTATION SEC 5310 UNITED COMMUNITY CENTER  4000240	TP	DETAIL COSTS	PE	0.0	0.0	0.0	0.0	0.0	EXEMPT
					ROW	0.0	0.0	0.0	0.0	0.0	
					CONST	0.0	0.0	0.0	0.0	0.0	
					OTHER	72.5	96.0	0.0	0.0	168.5	
				TOTAL	72.5	96.0	0.0	0.0	168.5		
				SOURCE OF FUNDS FTA 5310	LOCAL	14.5	19.2	0.0	0.0	33.7	
STATE	0.0	0.0	0.0		0.0	0.0					
	128	TRAVEL TRAINING PROGRAM FOR DISABLED PERSONS TO USE PUBLIC TRANSIT SERVICES  4009989	TP	DETAIL COSTS	PE	0.0	0.0	0.0	0.0	0.0	EXEMPT
					ROW	0.0	0.0	0.0	0.0	0.0	
					CONST	0.0	0.0	0.0	0.0	0.0	
					OTHER	50.0	0.0	0.0	0.0	50.0	

**TRANSPORTATION IMPROVEMENT PROGRAM FOR THE MILWAUKEE TRANSPORTATION MANAGEMENT AREA --  
MILWAUKEE COUNTY 2009-2012**

PROJECT SPONSOR	PROJECT			ESTIMATED COSTS (\$1,000)							AIR QUAL STAT	
	NO	DESCRIPTION / STATE ID	TYPE			2009	2010	2011	2012	Total		
MILWAUKEE COUNTY	129  (765)	MOBILITY MANAGER POSITION TO PLAN AND COORDINATE TRANSPORTATION SERVICES FOR DISABLED PERSONS IN MILWAUKEE COUNTY  4009992	TP	DETAIL COSTS	PE	0.0	0.0	0.0	0.0	0.0	EXEMPT	
					ROW	0.0	0.0	0.0	0.0	0.0		
					CONST	0.0	0.0	0.0	0.0	0.0		
					OTHER	212.5	0.0	0.0	0.0	212.5		
				TOTAL	212.5	0.0	0.0	0.0	212.5			
				SOURCE OF FUNDS FTA 5317	LOCAL	42.5	0.0	0.0	0.0	42.5		
STATE	0.0	0.0	0.0		0.0	0.0						
				FEDERAL	170.0	0.0	0.0	0.0	170.0			
					TOTAL	212.5	0.0	0.0	0.0		212.5	
					SOURCE OF FUNDS FTA 5317	LOCAL	15.0	0.0	0.0		0.0	15.0
						STATE	0.0	0.0	0.0		0.0	0.0
				FEDERAL	60.0	0.0	0.0	0.0	60.0			
					TOTAL	75.0	0.0	0.0	0.0		75.0	
	130  (767)	REMOVAL OF BARRIERS FOR DISABLED PERSONS AT BUS STOPS AND ALONG ROUTES IN MILWAUKEE COUNTY  4009990	TP	DETAIL COSTS	PE	0.0	0.0	0.0	0.0	0.0	EXEMPT	
					ROW	0.0	0.0	0.0	0.0	0.0		
					CONST	0.0	0.0	0.0	0.0	0.0		
					OTHER	75.0	0.0	0.0	0.0	75.0		
				TOTAL	75.0	0.0	0.0	0.0	75.0			
				SOURCE OF FUNDS FTA 5317	LOCAL	15.0	0.0	0.0	0.0	15.0		
STATE	0.0	0.0	0.0		0.0	0.0						
				FEDERAL	60.0	0.0	0.0	0.0	60.0			
					TOTAL	75.0	0.0	0.0	0.0		75.0	
					SOURCE OF FUNDS FTA 5316	LOCAL	110.0	0.0	0.0		0.0	110.0
						STATE	0.0	0.0	0.0		0.0	0.0
				FEDERAL	110.0	0.0	0.0	0.0	110.0			
					TOTAL	220.0	0.0	0.0	0.0		220.0	
	131  (137)	OPERATING ASSISTANCE FOR MCTS ROUTE 17 TO SERVE BUSINESSES IN THE MENOMONEE VALLEY IN MILWAUKEE COUNTY  4009981	TP	DETAIL COSTS	PE	0.0	0.0	0.0	0.0	0.0	EXEMPT	
					ROW	0.0	0.0	0.0	0.0	0.0		
					CONST	0.0	0.0	0.0	0.0	0.0		
					OTHER	220.0	0.0	0.0	0.0	220.0		
				TOTAL	220.0	0.0	0.0	0.0	220.0			
				SOURCE OF FUNDS FTA 5307	LOCAL	21,501.0	21,501.0	21,501.0	21,501.0	86,004.0		
STATE	68,826.0	68,826.0	68,826.0		68,826.0	275,304.0						
				FEDERAL	19,345.0	19,345.0	19,345.0	19,345.0	77,380.0			
					TOTAL	109,672.0	109,672.0	109,672.0	109,672.0		438,688.0	
					SOURCE OF FUNDS FTA 5316	LOCAL	415.0	0.0	0.0		0.0	415.0
						STATE	0.0	0.0	0.0		0.0	0.0
				FEDERAL	415.0	0.0	0.0	0.0	415.0			
					TOTAL	830.0	0.0	0.0	0.0		830.0	
	133  (716)	OPERATING ASSISTANCE FOR MCTS JOB-ACCESS BUS SERVICES IN MILWAUKEE COUNTY  4009987	TP	DETAIL COSTS	PE	0.0	0.0	0.0	0.0	0.0	EXEMPT	
					ROW	0.0	0.0	0.0	0.0	0.0		
					CONST	0.0	0.0	0.0	0.0	0.0		
					OTHER	830.0	0.0	0.0	0.0	830.0		
				TOTAL	830.0	0.0	0.0	0.0	830.0			
				SOURCE OF FUNDS FTA 5307	LOCAL	462.5	462.5	462.5	462.5	1,850.0		
STATE	0.0	0.0	0.0		0.0	0.0						
				FEDERAL	1,850.0	1,850.0	1,850.0	1,850.0	7,400.0			
					TOTAL	2,312.5	2,312.5	2,312.5	2,312.5		9,250.0	
					SOURCE OF FUNDS FTA 5316	LOCAL	462.5	462.5	462.5		462.5	1,850.0
						STATE	0.0	0.0	0.0		0.0	0.0
				FEDERAL	1,850.0	1,850.0	1,850.0	1,850.0	7,400.0			
					TOTAL	2,312.5	2,312.5	2,312.5	2,312.5		9,250.0	
	134  (138)	CAPITAL COST OF CONTRACTING FOR PARATRANSIT OPERATIONS FOR THE MILWAUKEE COUNTY TRANSIT SYSTEM  4000110	TP	DETAIL COSTS	PE	0.0	0.0	0.0	0.0	0.0	EXEMPT	
					ROW	0.0	0.0	0.0	0.0	0.0		
					CONST	0.0	0.0	0.0	0.0	0.0		
					OTHER	2,312.5	2,312.5	2,312.5	2,312.5	9,250.0		
				TOTAL	2,312.5	2,312.5	2,312.5	2,312.5	9,250.0			
				SOURCE OF FUNDS FTA 5307	LOCAL	462.5	462.5	462.5	462.5	1,850.0		
STATE	0.0	0.0	0.0		0.0	0.0						
				FEDERAL	1,850.0	1,850.0	1,850.0	1,850.0	7,400.0			
					TOTAL	2,312.5	2,312.5	2,312.5	2,312.5		9,250.0	
					SOURCE OF FUNDS FTA 5316	LOCAL	100.0	0.0	0.0		0.0	100.0
						STATE	0.0	0.0	0.0		0.0	0.0
				FEDERAL	100.0	0.0	0.0	0.0	100.0			
					TOTAL	200.0	0.0	0.0	0.0		200.0	
	135  (719)	OPERATING ASSISTANCE FOR MCTS ROUTE 54 TO THE UNITED MIGRANT OPPORTUNITY SERVICES (UMOS) OFFICE IN MILWAUKEE COUNTY  4009995	TP	DETAIL COSTS	PE	0.0	0.0	0.0	0.0	0.0	EXEMPT	
					ROW	0.0	0.0	0.0	0.0	0.0		
					CONST	0.0	0.0	0.0	0.0	0.0		
					OTHER	200.0	0.0	0.0	0.0	200.0		
				TOTAL	200.0	0.0	0.0	0.0	200.0			
				SOURCE OF FUNDS FTA 5316	LOCAL	100.0	0.0	0.0	0.0	100.0		
STATE	0.0	0.0	0.0		0.0	0.0						
				FEDERAL	100.0	0.0	0.0	0.0	100.0			
					TOTAL	200.0	0.0	0.0	0.0		200.0	
					SOURCE OF FUNDS FTA 5307	LOCAL	20,437.5	20,437.5	20,437.5		20,437.5	81,750.0
						STATE	4,087.5	4,087.5	4,087.5		4,087.5	16,350.0
				FEDERAL	16,350.0	16,350.0	16,350.0	16,350.0	65,400.0			
					TOTAL	20,437.5	20,437.5	20,437.5	20,437.5		81,750.0	

**TRANSPORTATION IMPROVEMENT PROGRAM FOR THE MILWAUKEE TRANSPORTATION MANAGEMENT AREA --  
MILWAUKEE COUNTY 2009-2012**

PROJECT SPONSOR	PROJECT			ESTIMATED COSTS (\$1,000)						AIR QUAL STAT
	NO	DESCRIPTION / STATE ID	TYPE		2009	2010	2011	2012	Total	
MILWAUKEE COUNTY	137 (140)	PURCHASE OF 110 40-FOOT REPLACEMENT BUSES FOR THE MILWAUKEE COUNTY TRANSIT SYSTEM: 15 BUSES IN 2009, 2010, 2011 AND 2012	TP	DETAIL COSTS	PE	0.0	0.0	0.0	0.0	EXEMPT
					ROW	0.0	0.0	0.0	0.0	
					CONST	0.0	0.0	0.0	0.0	
					OTHER	6,000.0	6,000.0	6,000.0	6,000.0	
					TOTAL	6,000.0	6,000.0	6,000.0	24,000.0	
	R	4000504	TP	SOURCE OF FUNDS FTA 5309	LOCAL	1,020.0	1,020.0	1,020.0	1,020.0	
					STATE	0.0	0.0	0.0	0.0	
					FEDERAL	4,980.0	4,980.0	4,980.0	19,920.0	
					TOTAL	6,000.0	6,000.0	6,000.0	24,000.0	
	138 (142)	REPLACEMENT OF AIR CONDITIONING SYSTEM AT THE MILWAUKEE COUNTY TRANSIT ADMINISTRATION BUILDING	TP	DETAIL COSTS	PE	50.0	0.0	0.0	0.0	EXEMPT
					ROW	0.0	0.0	0.0	0.0	
					CONST	400.0	0.0	0.0	400.0	
					OTHER	0.0	0.0	0.0	0.0	
					TOTAL	450.0	0.0	0.0	450.0	
		4000104	TP	SOURCE OF FUNDS FTA 5307	LOCAL	90.0	0.0	0.0	90.0	
					STATE	0.0	0.0	0.0	0.0	
					FEDERAL	360.0	0.0	0.0	360.0	
					TOTAL	450.0	0.0	0.0	450.0	
	139 (143)	PURCHASE OF MISCELLANEOUS SUPPORT SERVICE AND MAINTENANCE EQUIPMENT FOR THE MILWAUKEE COUNTY TRANSIT SYSTEM	TP	DETAIL COSTS	PE	0.0	0.0	0.0	0.0	EXEMPT
					ROW	0.0	0.0	0.0	0.0	
					CONST	0.0	0.0	0.0	0.0	
					OTHER	550.0	550.0	550.0	2,200.0	
					TOTAL	550.0	550.0	550.0	2,200.0	
		4000047	TP	SOURCE OF FUNDS FTA 5307	LOCAL	110.0	110.0	110.0	440.0	
					STATE	0.0	0.0	0.0	0.0	
					FEDERAL	440.0	440.0	440.0	1,760.0	
					TOTAL	550.0	550.0	550.0	2,200.0	
	140 (144)	TRANSIT VEHICLE TIRE LEASING SERVICES	TP	DETAIL COSTS	PE	0.0	0.0	0.0	0.0	EXEMPT
					ROW	0.0	0.0	0.0	0.0	
					CONST	0.0	0.0	0.0	0.0	
					OTHER	460.0	480.0	500.0	1,960.0	
					TOTAL	460.0	480.0	500.0	1,960.0	
		4000050	TP	SOURCE OF FUNDS FTA 5307	LOCAL	92.0	96.0	100.0	392.0	
					STATE	0.0	0.0	0.0	0.0	
					FEDERAL	368.0	384.0	400.0	1,568.0	
					TOTAL	460.0	480.0	500.0	1,960.0	
	141	UPGRADE OF THE MCTS BUS RADIO SYSTEM.	TP	DETAIL COSTS	PE	0.0	0.0	0.0	0.0	EXEMPT
					ROW	0.0	0.0	0.0	0.0	
					CONST	0.0	0.0	0.0	0.0	
					OTHER	1,600.0	0.0	0.0	1,600.0	
					TOTAL	1,600.0	0.0	0.0	1,600.0	
		4007009	TP	SOURCE OF FUNDS FTA 5307	LOCAL	320.0	0.0	0.0	320.0	
					STATE	0.0	0.0	0.0	0.0	
					FEDERAL	1,280.0	0.0	0.0	1,280.0	
					TOTAL	1,600.0	0.0	0.0	1,600.0	
	142 (146)	REPLACEMENT OF FUELING SYSTEMS AT THE MILWAUKEE COUNTY TRANSIT SYSTEM OPERATING GARAGES	TP	DETAIL COSTS	PE	0.0	0.0	0.0	0.0	EXEMPT
					ROW	0.0	0.0	0.0	0.0	
					CONST	0.0	0.0	0.0	0.0	
					OTHER	0.0	600.0	0.0	600.0	
					TOTAL	0.0	600.0	0.0	600.0	
		4000106	TP	SOURCE OF FUNDS FTA 5307	LOCAL	0.0	120.0	0.0	120.0	
					STATE	0.0	0.0	0.0	0.0	
					FEDERAL	0.0	480.0	0.0	480.0	
					TOTAL	0.0	600.0	0.0	600.0	
	143 (150)	REPLACEMENT OF HVAC CONTROL SYSTEMS AT ALL MCTS FACILITIES	TP	DETAIL COSTS	PE	0.0	0.0	0.0	0.0	EXEMPT
					ROW	0.0	0.0	0.0	0.0	
					CONST	0.0	0.0	0.0	0.0	
					OTHER	320.0	0.0	0.0	320.0	
					TOTAL	320.0	0.0	0.0	320.0	
		4000113	TP	SOURCE OF FUNDS FTA 5307	LOCAL	64.0	0.0	0.0	64.0	
					STATE	0.0	0.0	0.0	0.0	
					FEDERAL	256.0	0.0	0.0	256.0	
					TOTAL	320.0	0.0	0.0	320.0	
	144 (766)	PURCHASE OF TRIP PLANNER SOFTWARE FOR MCTS	TP	DETAIL COSTS	PE	0.0	0.0	0.0	0.0	EXEMPT
					ROW	0.0	0.0	0.0	0.0	
					CONST	0.0	0.0	0.0	0.0	
					OTHER	244.0	0.0	0.0	244.0	
					TOTAL	244.0	0.0	0.0	244.0	
		4009991	TP	SOURCE OF FUNDS FTA 5317	LOCAL	48.8	0.0	0.0	48.8	
					STATE	0.0	0.0	0.0	0.0	
					FEDERAL	195.2	0.0	0.0	195.2	
					TOTAL	244.0	0.0	0.0	244.0	



**TRANSPORTATION IMPROVEMENT PROGRAM FOR THE MILWAUKEE TRANSPORTATION MANAGEMENT AREA --  
MILWAUKEE COUNTY 2009-2012**

PROJECT SPONSOR	PROJECT			ESTIMATED COSTS (\$1,000)							AIR QUAL STAT
	NO	DESCRIPTION / STATE ID	TYPE			2009	2010	2011	2012	Total	
MILWAUKEE COUNTY	145	REPLACEMENT OF THE ASPHALT PARKING LOT AT THE MCTS FLEET MAINTENANCE FACILITY.	TP	DETAIL COSTS	PE	20.0	0.0	0.0	0.0	20.0	EXEMPT
					ROW	0.0	0.0	0.0	0.0	0.0	
					CONST	225.0	0.0	0.0	0.0	225.0	
					OTHER	0.0	0.0	0.0	0.0	0.0	
					TOTAL	245.0	0.0	0.0	0.0	245.0	
	R	4007011			SOURCE OF FUNDS FTA 5307	LOCAL	49.0	0.0	0.0	0.0	49.0
						STATE	0.0	0.0	0.0	0.0	0.0
						FEDERAL	196.0	0.0	0.0	0.0	196.0
						TOTAL	245.0	0.0	0.0	0.0	245.0
	146	ROOF REPLACEMENT AT MCTS ADMINISTRATION BUILDING	TP	DETAIL COSTS	PE	25.0	0.0	0.0	0.0	25.0	EXEMPT
					ROW	0.0	0.0	0.0	0.0	0.0	
					CONST	225.0	0.0	0.0	0.0	225.0	
					OTHER	0.0	0.0	0.0	0.0	0.0	
					TOTAL	250.0	0.0	0.0	0.0	250.0	
	(153)	4000123			SOURCE OF FUNDS FTA 5307	LOCAL	50.0	0.0	0.0	0.0	50.0
						STATE	0.0	0.0	0.0	0.0	0.0
						FEDERAL	200.0	0.0	0.0	0.0	200.0
						TOTAL	250.0	0.0	0.0	0.0	250.0
	147	REPLACE OIL/WATER SEPERATOR AT THE MCTS KINNICKINNIC OPERATING GARAGE	TP	DETAIL COSTS	PE	0.0	0.0	0.0	0.0	0.0	EXEMPT
					ROW	0.0	0.0	0.0	0.0	0.0	
					CONST	0.0	200.0	0.0	0.0	200.0	
					OTHER	0.0	0.0	0.0	0.0	0.0	
					TOTAL	0.0	200.0	0.0	0.0	200.0	
	(155)	4000124			SOURCE OF FUNDS FTA 5307	LOCAL	0.0	40.0	0.0	0.0	40.0
						STATE	0.0	0.0	0.0	0.0	0.0
						FEDERAL	0.0	160.0	0.0	0.0	160.0
						TOTAL	0.0	200.0	0.0	0.0	200.0
	148	REPLACEMENT OF DIESEL PUMPS AND UNDERGROUND STORAGE TANK PIPING AT THE MCTS KINNICKINNIC GARAGE.	TP	DETAIL COSTS	PE	60.0	0.0	0.0	0.0	60.0	EXEMPT
					ROW	0.0	0.0	0.0	0.0	0.0	
					CONST	510.0	0.0	0.0	0.0	510.0	
					OTHER	0.0	0.0	0.0	0.0	0.0	
					TOTAL	570.0	0.0	0.0	0.0	570.0	
		4007008			SOURCE OF FUNDS FTA 5307	LOCAL	114.0	0.0	0.0	0.0	114.0
						STATE	0.0	0.0	0.0	0.0	0.0
						FEDERAL	456.0	0.0	0.0	0.0	456.0
						TOTAL	570.0	0.0	0.0	0.0	570.0
	149	REPLACEMENT OF AIR CONDITIONING SYSTEM AT THE MCTS FIEBRANTZ GARAGE	TP	DETAIL COSTS	PE	0.0	0.0	0.0	0.0	0.0	EXEMPT
					ROW	0.0	0.0	0.0	0.0	0.0	
					CONST	0.0	0.0	0.0	0.0	0.0	
					OTHER	0.0	0.0	100.0	0.0	100.0	
					TOTAL	0.0	0.0	100.0	0.0	100.0	
		4009958			SOURCE OF FUNDS FTA 5307	LOCAL	0.0	0.0	20.0	0.0	20.0
						STATE	0.0	0.0	0.0	0.0	0.0
						FEDERAL	0.0	0.0	80.0	0.0	80.0
						TOTAL	0.0	0.0	100.0	0.0	100.0
	150	REPLACEMENT OF AIR CONDITIONING SYSTEM AT THE MCTS FLEET MAINTENANCE FACILITY - UNIT REPAIR BUILDING	TP	DETAIL COSTS	PE	0.0	0.0	0.0	0.0	0.0	EXEMPT
					ROW	0.0	0.0	0.0	0.0	0.0	
					CONST	0.0	0.0	0.0	0.0	0.0	
					OTHER	0.0	0.0	200.0	0.0	200.0	
					TOTAL	0.0	0.0	200.0	0.0	200.0	
		4009957			SOURCE OF FUNDS FTA 5307	LOCAL	0.0	0.0	40.0	0.0	40.0
						STATE	0.0	0.0	0.0	0.0	0.0
						FEDERAL	0.0	0.0	160.0	0.0	160.0
						TOTAL	0.0	0.0	200.0	0.0	200.0
	151	REPLACEMENT OF AIR CONDITIONING SYSTEM AT THE MCTS FLEET MAINTENANCE FACILITY - ADMINISTRATION BUILDING	TP	DETAIL COSTS	PE	0.0	0.0	0.0	0.0	0.0	EXEMPT
					ROW	0.0	0.0	0.0	0.0	0.0	
					CONST	0.0	0.0	0.0	0.0	0.0	
					OTHER	0.0	0.0	150.0	0.0	150.0	
					TOTAL	0.0	0.0	150.0	0.0	150.0	
		4009956			SOURCE OF FUNDS FTA 5307	LOCAL	0.0	0.0	30.0	0.0	30.0
						STATE	0.0	0.0	0.0	0.0	0.0
						FEDERAL	0.0	0.0	120.0	0.0	120.0
						TOTAL	0.0	0.0	150.0	0.0	150.0
	152 <sup>f</sup>	SUPPORT OF SOUTHEASTERN WISCONSIN REGIONAL PLANNING COMMISSION TRANSIT PLANNING PROGRAM	TI	DETAIL COSTS	PE	0.0	0.0	0.0	0.0	0.0	EXEMPT
					ROW	0.0	0.0	0.0	0.0	0.0	
					CONST	0.0	0.0	0.0	0.0	0.0	
					OTHER	187.5	187.5	187.5	187.5	750.0	
					TOTAL	187.5	187.5	187.5	187.5	750.0	
	(159)	4000161			SOURCE OF FUNDS FTA 5307	LOCAL	18.7	18.7	18.7	18.7	74.8
						STATE	18.8	18.8	18.8	18.8	75.2
						FEDERAL	150.0	150.0	150.0	150.0	600.0
						TOTAL	187.5	187.5	187.5	187.5	750.0

**TRANSPORTATION IMPROVEMENT PROGRAM FOR THE MILWAUKEE TRANSPORTATION MANAGEMENT AREA --  
MILWAUKEE COUNTY 2009-2012**

PROJECT SPONSOR	PROJECT			ESTIMATED COSTS (\$1,000)						AIR QUAL STAT
	NO	DESCRIPTION / STATE ID	TYPE		2009	2010	2011	2012	Total	
MILWAUKEE COUNTY	153 (160)	SHORT RANGE TRANSIT PLANNING AND PROGRAMMING STUDIES FOR THE MILWAUKEE COUNTY TRANSIT SYSTEM  4000013	TI	DETAIL COSTS	PE	0.0	0.0	0.0	0.0	EXEMPT
					ROW	0.0	0.0	0.0	0.0	
					CONST	0.0	0.0	0.0	0.0	
					OTHER	180.0	200.0	200.0	200.0	
					TOTAL	180.0	200.0	200.0	200.0	
				SOURCE OF FUNDS FTA 5307	LOCAL	36.0	40.0	40.0	40.0	
					STATE	0.0	0.0	0.0	0.0	
					FEDERAL	144.0	160.0	160.0	160.0	
					TOTAL	180.0	200.0	200.0	200.0	
					TOTAL	180.0	200.0	200.0	200.0	
	154	PURCHASE AND INSTALLATION OF BICYCLE RACKS ON MCTS BUSES.  4007010	TI	DETAIL COSTS	PE	0.0	0.0	0.0	0.0	EXEMPT
					ROW	0.0	0.0	0.0	0.0	
					CONST	0.0	0.0	0.0	0.0	
					OTHER	650.0	0.0	0.0	0.0	
					TOTAL	650.0	0.0	0.0	0.0	
				SOURCE OF FUNDS FTA 5307	LOCAL	32.5	0.0	0.0	0.0	
					STATE	0.0	0.0	0.0	0.0	
					FEDERAL	617.5	0.0	0.0	0.0	
					TOTAL	650.0	0.0	0.0	0.0	
					TOTAL	650.0	0.0	0.0	0.0	
	155 <sup>9</sup> (163)	MILWAUKEE DOWNTOWN TRANSIT CONNECTOR LOCALLY PREFERRED ALTERNATIVE: CONTINUED PLANNING; PE IN 2009  4000087	TE	DETAIL COSTS	PE	3,000.0	0.0	0.0	0.0	EXEMPT
					ROW	0.0	0.0	0.0	0.0	
					CONST	0.0	0.0	0.0	0.0	
					OTHER	0.0	0.0	0.0	0.0	
					TOTAL	3,000.0	0.0	0.0	0.0	
				SOURCE OF FUNDS IH-C/S	LOCAL	450.0	0.0	0.0	0.0	
					STATE	0.0	0.0	0.0	0.0	
					FEDERAL	2,550.0	0.0	0.0	0.0	
					TOTAL	3,000.0	0.0	0.0	0.0	
					TOTAL	3,000.0	0.0	0.0	0.0	
	156  R	IMPLEMENTATION OF A BUS RAPID TRANSIT LINE BY THE MILWAUKEE COUNTY TRANSIT SYSTEM ALONG FOND DU LAC AND NATIONAL AVENUES (12.0 MILES)  4007000	TE	DETAIL COSTS	PE	0.0	0.0	0.0	0.0	EXEMPT
					ROW	0.0	0.0	0.0	0.0	
					CONST	0.0	0.0	0.0	0.0	
					OTHER	0.0	0.0	5,000.0	0.0	
					TOTAL	0.0	0.0	35,000.0	0.0	
				SOURCE OF FUNDS FTA 5309	LOCAL	0.0	0.0	40,000.0	0.0	
					STATE	0.0	0.0	0.0	0.0	
					FEDERAL	0.0	0.0	32,000.0	0.0	
					TOTAL	0.0	0.0	40,000.0	0.0	
					TOTAL	0.0	0.0	40,000.0	0.0	
	157 (173)	RECONSTRUCTION OF SOUTH 68TH ST (CTH A) FROM RYAN RD (STH 100) TO HOUSE OF CORRECTIONS IN THE CITY OF FRANKLIN (0.75 MILES)  4000090	OH	DETAIL COSTS	PE	0.0	0.0	75.0	0.0	EXEMPT
					ROW	0.0	0.0	0.0	0.0	
					CONST	0.0	0.0	0.0	0.0	
					OTHER	0.0	0.0	500.0	0.0	
					TOTAL	0.0	0.0	75.0	500.0	
				SOURCE OF FUNDS LRIP	LOCAL	0.0	0.0	15.0	100.0	
					STATE	0.0	0.0	60.0	400.0	
					FEDERAL	0.0	0.0	0.0	0.0	
					TOTAL	0.0	0.0	75.0	500.0	
					TOTAL	0.0	0.0	75.0	500.0	
	158 (166)	BRIDGE REPLACEMENT ON JACKSON PARK DR OVER THE NORTH BRANCH OF THE KINNICKINNIC RIVER IN THE CITY OF MILWAUKEE (P-40-0568)  4000082                      2106-00-00	OH	DETAIL COSTS	PE	126.0	0.0	0.0	0.0	EXEMPT
					ROW	0.0	0.0	0.0	0.0	
					CONST	0.0	690.0	0.0	0.0	
					OTHER	0.0	0.0	0.0	0.0	
					TOTAL	126.0	690.0	0.0	0.0	
				SOURCE OF FUNDS BRF	LOCAL	25.2	138.0	0.0	0.0	
					STATE	0.0	0.0	0.0	0.0	
					FEDERAL	100.8	552.0	0.0	0.0	
					TOTAL	126.0	690.0	0.0	0.0	
					TOTAL	126.0	690.0	0.0	0.0	
	159	BRIDGE REPLACEMENT OF THE KINNICKINNIC RIVER PKWY BRIDGE OVER THE KINNICKINNIC RIVER IN MILWAUKEE COUNTY  4009955                      2967-12-70	OH	DETAIL COSTS	PE	0.0	0.0	0.0	0.0	EXEMPT
					ROW	0.0	0.0	0.0	0.0	
					CONST	0.0	1,363.0	0.0	0.0	
					OTHER	0.0	0.0	0.0	0.0	
					TOTAL	0.0	1,363.0	0.0	0.0	
				SOURCE OF FUNDS BRF	LOCAL	0.0	273.0	0.0	0.0	
					STATE	0.0	0.0	0.0	0.0	
					FEDERAL	0.0	1,090.0	0.0	0.0	
					TOTAL	0.0	1,363.0	0.0	0.0	
					TOTAL	0.0	1,363.0	0.0	0.0	
	160 (167)	BRIDGE REPLACEMENT ON MILWAUKEE RIVER PKWY OVER THE NORTH FORK OF THE MILWAUKEE RIVER IN THE CITY OF GLENDALE (B-40-0646)  4000079                      2967-04-01	OH	DETAIL COSTS	PE	250.0	0.0	0.0	0.0	EXEMPT
					ROW	0.0	0.0	0.0	0.0	
					CONST	0.0	0.0	2,000.0	0.0	
					OTHER	0.0	0.0	0.0	0.0	
					TOTAL	250.0	0.0	2,000.0	0.0	
				SOURCE OF FUNDS BRF	LOCAL	50.0	0.0	400.0	0.0	
					STATE	0.0	0.0	0.0	0.0	
					FEDERAL	200.0	0.0	1,600.0	0.0	
					TOTAL	250.0	0.0	2,000.0	0.0	
					TOTAL	250.0	0.0	2,000.0	0.0	

**TRANSPORTATION IMPROVEMENT PROGRAM FOR THE MILWAUKEE TRANSPORTATION MANAGEMENT AREA --  
MILWAUKEE COUNTY 2009-2012**

PROJECT SPONSOR	PROJECT			ESTIMATED COSTS (\$1,000)							AIR QUAL STAT
	NO	DESCRIPTION / STATE ID	TYPE			2009	2010	2011	2012	Total	
MILWAUKEE COUNTY	161  (170)	RECONSTRUCTION OF OLD LOOMIS RD FROM RAWSON AVE (CTH BB) TO S 76TH ST (CTH U) IN THE CITY OF FRANKLIN (0.63 MILES)  4000073	OH	DETAIL COSTS	PE	0.0	75.0	0.0	0.0	75.0	EXEMPT
					ROW	0.0	0.0	0.0	0.0	0.0	
					CONST	0.0	0.0	500.0	0.0	500.0	
					OTHER	0.0	0.0	0.0	0.0	0.0	
				TOTAL	0.0	75.0	500.0	0.0	575.0		
				SOURCE OF FUNDS LRIP	LOCAL	0.0	15.0	100.0	0.0	115.0	
STATE	0.0	60.0	400.0		0.0	460.0					
				DETAIL COSTS	PE	0.0	0.0	0.0	0.0	0.0	EXEMPT
					ROW	0.0	0.0	0.0	0.0	0.0	
					CONST	0.0	850.0	0.0	0.0	850.0	
					OTHER	0.0	0.0	0.0	0.0	0.0	
				TOTAL	0.0	850.0	0.0	0.0	850.0		
				SOURCE OF FUNDS BRF	LOCAL	0.0	170.0	0.0	0.0	170.0	
STATE	0.0	0.0	0.0		0.0	0.0					
				DETAIL COSTS	PE	130.0	0.0	0.0	0.0	130.0	EXEMPT
					ROW	0.0	0.0	0.0	0.0	0.0	
					CONST	0.0	0.0	0.0	0.0	0.0	
					OTHER	0.0	0.0	0.0	0.0	0.0	
				TOTAL	130.0	0.0	0.0	0.0	130.0		
				SOURCE OF FUNDS BRF	LOCAL	26.0	0.0	0.0	0.0	26.0	
STATE	0.0	0.0	0.0		0.0	0.0					
				DETAIL COSTS	PE	289.0	0.0	0.0	0.0	289.0	EXEMPT
					ROW	0.0	0.0	0.0	0.0	0.0	
					CONST	0.0	0.0	1,450.0	0.0	1,450.0	
					OTHER	0.0	0.0	0.0	0.0	0.0	
				TOTAL	289.0	0.0	1,450.0	0.0	1,739.0		
				SOURCE OF FUNDS BRF	LOCAL	57.8	0.0	290.0	0.0	347.8	
STATE	0.0	0.0	0.0		0.0	0.0					
				DETAIL COSTS	PE	0.0	0.0	0.0	0.0	0.0	EXEMPT
					ROW	0.0	0.0	0.0	0.0	0.0	
					CONST	267.9	0.0	0.0	0.0	267.9	
					OTHER	0.0	0.0	0.0	0.0	0.0	
				TOTAL	267.9	0.0	0.0	0.0	267.9		
				SOURCE OF FUNDS STP-S	LOCAL	26.8	0.0	0.0	0.0	26.8	
STATE	0.0	0.0	0.0		0.0	0.0					
				DETAIL COSTS	PE	0.0	0.0	0.0	0.0	0.0	EXEMPT
					ROW	0.0	0.0	0.0	0.0	0.0	
					CONST	170.0	0.0	0.0	0.0	170.0	
					OTHER	0.0	0.0	0.0	0.0	0.0	
				TOTAL	170.0	0.0	0.0	0.0	170.0		
				SOURCE OF FUNDS STP-S	LOCAL	17.0	0.0	0.0	0.0	17.0	
STATE	0.0	0.0	0.0		0.0	0.0					
				DETAIL COSTS	PE	0.0	59.6	0.0	0.0	59.6	EXEMPT
					ROW	0.0	0.0	0.0	0.0	0.0	
					CONST	0.0	0.0	160.9	0.0	160.9	
					OTHER	0.0	0.0	0.0	0.0	0.0	
				TOTAL	0.0	59.6	160.9	0.0	220.5		
				SOURCE OF FUNDS STP-S	LOCAL	0.0	6.0	16.1	0.0	22.1	
STATE	0.0	0.0	0.0		0.0	0.0					
				DETAIL COSTS	PE	150.0	0.0	0.0	0.0	150.0	EXEMPT
					ROW	0.0	0.0	0.0	0.0	0.0	
					CONST	350.0	427.0	0.0	0.0	777.0	
					OTHER	0.0	0.0	0.0	0.0	0.0	
				TOTAL	500.0	427.0	0.0	0.0	927.0		
				SOURCE OF FUNDS CMAQ	LOCAL	100.0	42.7	0.0	0.0	142.7	
STATE	0.0	0.0	0.0		0.0	0.0					
				DETAIL COSTS	PE	150.0	0.0	0.0	0.0	150.0	EXEMPT
					ROW	0.0	0.0	0.0	0.0	0.0	
					CONST	350.0	427.0	0.0	0.0	777.0	
					OTHER	0.0	0.0	0.0	0.0	0.0	
				TOTAL	500.0	427.0	0.0	0.0	927.0		
				SOURCE OF FUNDS CMAQ	LOCAL	100.0	42.7	0.0	0.0	142.7	
STATE	0.0	0.0	0.0		0.0	0.0					
				DETAIL COSTS	PE	150.0	0.0	0.0	0.0	150.0	EXEMPT
					ROW	0.0	0.0	0.0	0.0	0.0	
					CONST	350.0	427.0	0.0	0.0	777.0	
					OTHER	0.0	0.0	0.0	0.0	0.0	
				TOTAL	500.0	427.0	0.0	0.0	927.0		
				SOURCE OF FUNDS CMAQ	LOCAL	100.0	42.7	0.0	0.0	142.7	
STATE	0.0	0.0	0.0		0.0	0.0					
				DETAIL COSTS	PE	150.0	0.0	0.0	0.0	150.0	EXEMPT
					ROW	0.0	0.0	0.0	0.0	0.0	
					CONST	350.0	427.0	0.0	0.0	777.0	
					OTHER	0.0	0.0	0.0	0.0	0.0	
				TOTAL	500.0	427.0	0.0	0.0	927.0		
				SOURCE OF FUNDS CMAQ	LOCAL	100.0	42.7	0.0	0.0	142.7	
STATE	0.0	0.0	0.0		0.0	0.0					

**TRANSPORTATION IMPROVEMENT PROGRAM FOR THE MILWAUKEE TRANSPORTATION MANAGEMENT AREA --  
MILWAUKEE COUNTY 2009-2012**

PROJECT SPONSOR	PROJECT			ESTIMATED COSTS (\$1,000)						AIR QUAL STAT
	NO	DESCRIPTION / STATE ID	TYPE		2009	2010	2011	2012	Total	
MILWAUKEE COUNTY	169 (182)	PROVIDE 10 NATURAL GAS VEHICLES AT GENERAL MITCHELL INTERNATIONAL AIRPORT. EIGHT VEHICLES FOR GMIA OPERATIONS AND TWO VEHICLES TO SERVICE REMOTE PARKING  4006800	EE	DETAIL COSTS	PE	0.0	0.0	0.0	0.0	EXEMPT
					ROW	0.0	0.0	0.0	0.0	
					CONST	0.0	0.0	0.0	0.0	
					OTHER	100.3	0.0	0.0	0.0	
					TOTAL	100.3	0.0	0.0	100.3	
				SOURCE OF FUNDS CMAQ	LOCAL	20.1	0.0	0.0	20.1	
					STATE	0.0	0.0	0.0	0.0	
					FEDERAL	80.2	0.0	0.0	80.2	
					TOTAL	100.3	0.0	0.0	100.3	
					TOTAL	100.3	0.0	0.0	100.3	
	170	PLANNING PRESERVATION STUDIES CONDUCTED BY THE SURVEY AND MANAGEMENT OF HISTORIC MILWAUKEE COUNTY PARKWAYS.  4009983	EE	DETAIL COSTS	PE	99.0	99.0	0.0	198.0	EXEMPT
					ROW	0.0	0.0	0.0	0.0	
					CONST	0.0	0.0	0.0	0.0	
					OTHER	0.0	0.0	0.0	0.0	
					TOTAL	99.0	99.0	0.0	198.0	
				SOURCE OF FUNDS STP-E	LOCAL	19.8	19.8	0.0	39.6	
					STATE	0.0	0.0	0.0	0.0	
					FEDERAL	79.2	79.2	0.0	158.4	
					TOTAL	99.0	99.0	0.0	198.0	
					TOTAL	99.0	99.0	0.0	198.0	
	171 (188)	CONSTRUCTION OF THE BEERLINE BIKEWAY FROM NORTH AVE TO LOCUST ST IN THE CITY OF MILWAUKEE (4200 FEET)  4000049 2967-01-79	EE	DETAIL COSTS	PE	0.0	0.0	0.0	0.0	EXEMPT
					ROW	0.0	0.0	0.0	0.0	
					CONST	314.0	0.0	0.0	314.0	
					OTHER	0.0	0.0	0.0	0.0	
					TOTAL	314.0	0.0	0.0	314.0	
				SOURCE OF FUNDS STP-E	LOCAL	62.8	0.0	0.0	62.8	
					STATE	0.0	0.0	0.0	0.0	
					FEDERAL	251.2	0.0	0.0	251.2	
					TOTAL	314.0	0.0	0.0	314.0	
					TOTAL	314.0	0.0	0.0	314.0	
	172	CONSTRUCTION OF AN EAST-WEST BIKEWAY IN THE WE ENERGIES CORRIDOR FROM STH 32 ON THE EAST AND THE OAK LEAF TRAIL AT COLD SPRING RD ON THE WEST (9.7 MILES)  4007003	EE	DETAIL COSTS	PE	0.0	0.0	0.0	400.0	EXEMPT
					ROW	0.0	0.0	0.0	0.0	
					CONST	0.0	0.0	2,100.0	2,100.0	
					OTHER	0.0	0.0	0.0	0.0	
					TOTAL	0.0	0.0	2,500.0	2,500.0	
				SOURCE OF FUNDS CMAQ	LOCAL	0.0	0.0	0.0	500.0	
					STATE	0.0	0.0	0.0	0.0	
					FEDERAL	0.0	0.0	2,000.0	2,000.0	
					TOTAL	0.0	0.0	2,500.0	2,500.0	
					TOTAL	0.0	0.0	2,500.0	2,500.0	
	173	CONSTRUCTION OF A BIKE TRAIL IN MENOMONEE RIVER CORRIDOR FROM LITTLE MENOMONEE RIVER CONFLUENCE WITH MENOMONEE RIVER TO 124TH ST (0.8 MILE)  4007007	EE	DETAIL COSTS	PE	0.0	0.0	0.0	80.0	EXEMPT
					ROW	0.0	0.0	0.0	0.0	
					CONST	0.0	0.0	320.0	320.0	
					OTHER	0.0	0.0	0.0	0.0	
					TOTAL	0.0	0.0	400.0	400.0	
				SOURCE OF FUNDS STP-E	LOCAL	0.0	0.0	0.0	80.0	
					STATE	0.0	0.0	0.0	0.0	
					FEDERAL	0.0	0.0	320.0	320.0	
					TOTAL	0.0	0.0	400.0	400.0	
					TOTAL	0.0	0.0	400.0	400.0	
	174 (189)	CONSTRUCTION OF THE NORTHWEST BIKEWAY FROM W GOOD HOPE RD (CTH PP) TO N 124TH ST IN THE CITY OF MILWAUKEE (1.20 MILES)  4000070	EE	DETAIL COSTS	PE	0.0	62.5	0.0	62.5	EXEMPT
					ROW	0.0	0.0	0.0	0.0	
					CONST	0.0	0.0	187.5	187.5	
					OTHER	0.0	0.0	0.0	0.0	
					TOTAL	0.0	62.5	187.5	250.0	
				SOURCE OF FUNDS STP-E	LOCAL	0.0	12.5	37.5	50.0	
					STATE	0.0	0.0	0.0	0.0	
					FEDERAL	0.0	50.0	150.0	200.0	
					TOTAL	0.0	62.5	187.5	250.0	
					TOTAL	0.0	62.5	187.5	250.0	
	175 (190)	CONSTRUCTION OF THE NORTHWEST BIKEWAY FROM W MILL RD (CTH S) TO W GOOD HOPE RD (CTH PP) IN THE CITY OF MILWAUKEE (1.33 MILES)  4000069	EE	DETAIL COSTS	PE	0.0	60.0	0.0	60.0	EXEMPT
					ROW	0.0	0.0	0.0	0.0	
					CONST	0.0	0.0	210.0	210.0	
					OTHER	0.0	0.0	0.0	0.0	
					TOTAL	0.0	60.0	210.0	270.0	
				SOURCE OF FUNDS STP-E	LOCAL	0.0	12.0	42.0	54.0	
					STATE	0.0	0.0	0.0	0.0	
					FEDERAL	0.0	48.0	168.0	216.0	
					TOTAL	0.0	60.0	210.0	270.0	
					TOTAL	0.0	60.0	210.0	270.0	
	176	CONSTRUCTION OF THE NORTHWEST BIKEWAY FROM THE LITTLE MENOMONEE RIVER PARKWAY AT APPLETON AVE TO THE MENOMONEE RIVER CORRIDOR AT MILL RD (1.7 MILES)  4007006	EE	DETAIL COSTS	PE	0.0	0.0	0.0	37.5	EXEMPT
					ROW	0.0	0.0	0.0	0.0	
					CONST	0.0	0.0	0.0	112.5	
					OTHER	0.0	0.0	0.0	0.0	
					TOTAL	0.0	0.0	150.0	150.0	
				SOURCE OF FUNDS STP-E	LOCAL	0.0	0.0	0.0	30.0	
					STATE	0.0	0.0	0.0	0.0	
					FEDERAL	0.0	0.0	120.0	120.0	
					TOTAL	0.0	0.0	150.0	150.0	
					TOTAL	0.0	0.0	150.0	150.0	

**TRANSPORTATION IMPROVEMENT PROGRAM FOR THE MILWAUKEE TRANSPORTATION MANAGEMENT AREA --  
MILWAUKEE COUNTY 2009-2012**

PROJECT SPONSOR	PROJECT			ESTIMATED COSTS (\$1,000)							AIR QUAL STAT
	NO	DESCRIPTION / STATE ID	TYPE			2009	2010	2011	2012	Total	
MILWAUKEE COUNTY	177  (751)	PHASE 3 OF THE NW SIDE TO DOWNTOWN COMMUTER PROJECT. CONSTRUCT TRAIL IN ATC/WE ENERGIES UTILITY CORRIDOR FROM THE NW CORNER OF BROWN DEER PARK SOUTHEAST TO W MILL RD (CTH S) IN MILWAUKEE COUNTY (2.1 MILES)  4009993	EE	DETAIL COSTS	PE	87.4	0.0	0.0	0.0	87.4	EXEMPT
					ROW	0.0	0.0	0.0	0.0	0.0	
					CONST	0.0	472.6	0.0	0.0	472.6	
					OTHER	0.0	0.0	0.0	0.0	0.0	
				TOTAL	87.4	472.6	0.0	0.0	560.0		
				SOURCE OF FUNDS CMAQ	LOCAL	17.5	94.5	0.0	0.0	112.0	
					STATE	0.0	0.0	0.0	0.0	0.0	
FEDERAL	69.9	378.1	0.0		0.0	448.0					
TOTAL	87.4	472.6	0.0	0.0	560.0						
	178  (192)	FINAL PHASE OF THE NW SIDE TO DOWNTOWN COMMUTER PROJECT. CONSTRUCT BIKE TRAIL ON ABANDONED UP R/R CORRIDOR FROM THE NORTH END OF ESTABROOK PARK TO ATC/WE ENERGIES UTILITY CORRIDOR NEAR 2900 W MILL RD (CTH S) (2.5 MILES)  4000051	EE	DETAIL COSTS	PE	0.0	100.0	0.0	0.0	100.0	EXEMPT
					ROW	0.0	2,500.0	0.0	0.0	2,500.0	
					CONST	0.0	0.0	1,180.0	0.0	1,180.0	
					OTHER	0.0	0.0	0.0	0.0	0.0	
				TOTAL	0.0	2,600.0	1,180.0	0.0	3,780.0		
				SOURCE OF FUNDS CMAQ	LOCAL	0.0	520.0	236.0	0.0	756.0	
					STATE	0.0	0.0	0.0	0.0	0.0	
FEDERAL	0.0	2,080.0	944.0		0.0	3,024.0					
TOTAL	0.0	2,600.0	1,180.0	0.0	3,780.0						
	179  (183)	RECONSTRUCT TO MODERN DESIGN STANDARDS THE OAK LEAF TRAIL FROM W CONGRESS ST TO W SILVER SPRING DR IN THE LITTLE MENOMONEE RIVER CORRIDOR (2.25 MI)  4006940 1693-50-00	EE	DETAIL COSTS	PE	0.0	0.0	0.0	0.0	0.0	EXEMPT
					ROW	0.0	0.0	0.0	0.0	0.0	
					CONST	468.4	0.0	0.0	0.0	468.4	
					OTHER	0.0	0.0	0.0	0.0	0.0	
				TOTAL	468.4	0.0	0.0	0.0	468.4		
				SOURCE OF FUNDS CMAQ	LOCAL	93.7	0.0	0.0	0.0	93.7	
					STATE	0.0	0.0	0.0	0.0	0.0	
FEDERAL	374.7	0.0	0.0		0.0	374.7					
TOTAL	468.4	0.0	0.0	0.0	468.4						
	180	CONSTRUCTION OF AN OAK LEAF TRAIL EXTENSION ALONG THE LINCOLN CREEK FROM 30TH AT CAMERON ST WEST TO HAMPTON AVE AT 60TH ST (2.8 MILES)  4007005	EE	DETAIL COSTS	PE	0.0	0.0	0.0	62.5	62.5	EXEMPT
					ROW	0.0	0.0	0.0	0.0	0.0	
					CONST	0.0	0.0	0.0	187.5	187.5	
					OTHER	0.0	0.0	0.0	0.0	0.0	
				TOTAL	0.0	0.0	0.0	250.0	250.0		
				SOURCE OF FUNDS CMAQ	LOCAL	0.0	0.0	0.0	50.0	50.0	
					STATE	0.0	0.0	0.0	0.0	0.0	
FEDERAL	0.0	0.0	0.0		200.0	200.0					
TOTAL	0.0	0.0	0.0	250.0	250.0						
	181	RELOCATE OAK LEAF TRAIL FROM MUNICIPAL STREETS AND PARKWAY DRIVES TO BIKE TRAIL FROM 31ST ST ON THE KK RIVER PARKWAY AND 5TH ST AT CLEVELAND AVE (2.5 MILES)  4007004	EE	DETAIL COSTS	PE	0.0	0.0	0.0	132.5	132.5	EXEMPT
					ROW	0.0	0.0	0.0	0.0	0.0	
					CONST	0.0	0.0	0.0	397.5	397.5	
					OTHER	0.0	0.0	0.0	0.0	0.0	
				TOTAL	0.0	0.0	0.0	530.0	530.0		
				SOURCE OF FUNDS STP-E	LOCAL	0.0	0.0	0.0	106.0	106.0	
					STATE	0.0	0.0	0.0	0.0	0.0	
FEDERAL	0.0	0.0	0.0		424.0	424.0					
TOTAL	0.0	0.0	0.0	530.0	530.0						
	182	CONSTRUCTION OF A PEDESTRIAN BRIDGE OVER THE OAK LEAF TRAIL AT RIVERSIDE PARK IN MILWAUKEE COUNTY.  4009984	EE	DETAIL COSTS	PE	6.3	0.0	0.0	0.0	6.3	EXEMPT
					ROW	0.0	0.0	0.0	0.0	0.0	
					CONST	0.0	118.7	0.0	0.0	118.7	
					OTHER	0.0	0.0	0.0	0.0	0.0	
				TOTAL	6.3	118.7	0.0	0.0	125.0		
				SOURCE OF FUNDS STP-E	LOCAL	1.3	23.7	0.0	0.0	25.0	
					STATE	0.0	0.0	0.0	0.0	0.0	
FEDERAL	5.0	95.0	0.0		0.0	100.0					
TOTAL	6.3	118.7	0.0	0.0	125.0						
	183	CONSTRUCTION OF AN OAK LEAF TRAIL EXTENSION WEST FROM HOWELL AVE (STH 38) TO ASPEN DR EXTENDED (1.0 MILE)  4007002	EE	DETAIL COSTS	PE	0.0	0.0	0.0	62.5	62.5	EXEMPT
					ROW	0.0	0.0	0.0	0.0	0.0	
					CONST	0.0	0.0	0.0	250.0	250.0	
					OTHER	0.0	0.0	0.0	0.0	0.0	
				TOTAL	0.0	0.0	0.0	312.5	312.5		
				SOURCE OF FUNDS STP-E	LOCAL	0.0	0.0	0.0	62.5	62.5	
					STATE	0.0	0.0	0.0	0.0	0.0	
FEDERAL	0.0	0.0	0.0		250.0	250.0					
TOTAL	0.0	0.0	0.0	312.5	312.5						
	184  (193)	CONSTRUCTION OF THE OAK LEAF TRAIL (ROOT RIVER) FROM HOWELL AVE (STH 38) TO 27TH ST (STH 241) IN THE CITY OF MILWAUKEE (2.00 MILES)  4000036	EE	DETAIL COSTS	PE	0.0	0.0	0.0	150.0	150.0	EXEMPT
					ROW	0.0	0.0	0.0	0.0	0.0	
					CONST	0.0	0.0	0.0	500.0	500.0	
					OTHER	0.0	0.0	0.0	0.0	0.0	
				TOTAL	0.0	0.0	0.0	650.0	650.0		
				SOURCE OF FUNDS STP-E	LOCAL	0.0	0.0	0.0	130.0	130.0	
					STATE	0.0	0.0	0.0	0.0	0.0	
FEDERAL	0.0	0.0	0.0		520.0	520.0					
TOTAL	0.0	0.0	0.0	650.0	650.0						

**TRANSPORTATION IMPROVEMENT PROGRAM FOR THE MILWAUKEE TRANSPORTATION MANAGEMENT AREA --  
MILWAUKEE COUNTY 2009-2012**

PROJECT SPONSOR	PROJECT			ESTIMATED COSTS (\$1,000)							AIR QUAL STAT
	NO	DESCRIPTION / STATE ID	TYPE			2009	2010	2011	2012	Total	
MILWAUKEE COUNTY	185  (194)	CONSTRUCTION OF THE OAK LEAF TRAIL; BENDER PARK CONNECTOR IN THE CITY OF OAK CREEK (5.50 MILES)  4000040	EE	DETAIL COSTS	PE	170.7	0.0	0.0	0.0	170.7	EXEMPT
					ROW	0.0	0.0	0.0	0.0	0.0	
					CONST	0.0	1,536.0	0.0	0.0	1,536.0	
					OTHER	0.0	0.0	0.0	0.0	0.0	
					TOTAL	170.7	1,536.0	0.0	0.0	1,706.7	
				SOURCE OF FUNDS STP-E	LOCAL	34.1	307.2	0.0	0.0	341.3	
					STATE	0.0	0.0	0.0	0.0	0.0	
	186	CONSTRUCTION OF AN OAK LEAF TRAIL EXTENSION SOUTH FROM BENDER PARK TO THE CITY OF OAK CREEK/RACINE COUNTY TRAIL SYSTEMS (1.2 MILES)  4007001	EE	DETAIL COSTS	PE	0.0	0.0	0.0	63.0	63.0	EXEMPT
					ROW	0.0	0.0	0.0	0.0	0.0	
					CONST	0.0	0.0	0.0	189.0	189.0	
					OTHER	0.0	0.0	0.0	0.0	0.0	
					TOTAL	0.0	0.0	0.0	252.0	252.0	
				SOURCE OF FUNDS STP-E	LOCAL	0.0	0.0	0.0	50.4	50.4	
					STATE	0.0	0.0	0.0	0.0	0.0	
	187  (195)	CONSTRUCTION OF THE OAK LEAF TRAIL FROM OAKWOOD RD TO RYAN RD (STH 100) IN THE CITY OF FRANKLIN (1.70 MILES)  4000004	EE	DETAIL COSTS	PE	0.0	112.5	0.0	0.0	112.5	EXEMPT
					ROW	0.0	0.0	0.0	0.0	0.0	
					CONST	0.0	0.0	337.5	0.0	337.5	
					OTHER	0.0	0.0	0.0	0.0	0.0	
					TOTAL	0.0	112.5	337.5	0.0	450.0	
				SOURCE OF FUNDS STP-E	LOCAL	0.0	22.5	67.5	0.0	90.0	
					STATE	0.0	0.0	0.0	0.0	0.0	
	188  (196)	CONSTRUCTION OF THE OAK LEAF TRAIL (ROOT RIVER) FROM S 27TH ST (STH 241) TO OAKWOOD RD IN THE CITY OF FRANKLIN (3.98 MILES)  4000039	EE	DETAIL COSTS	PE	0.0	0.0	0.0	125.0	125.0	EXEMPT
					ROW	0.0	0.0	0.0	0.0	0.0	
					CONST	0.0	0.0	0.0	375.0	375.0	
					OTHER	0.0	0.0	0.0	0.0	0.0	
					TOTAL	0.0	0.0	0.0	500.0	500.0	
				SOURCE OF FUNDS STP-E	LOCAL	0.0	0.0	0.0	100.0	100.0	
					STATE	0.0	0.0	0.0	0.0	0.0	
	189  (197)	CONSTRUCTION OF THE OAK LEAF TRAIL KOHL PARK CONNECTOR IN THE CITY OF MILWAUKEE (5.2 MILES)  4000055	EE	DETAIL COSTS	PE	0.0	225.0	0.0	0.0	225.0	EXEMPT
					ROW	0.0	0.0	0.0	0.0	0.0	
					CONST	0.0	0.0	675.0	0.0	675.0	
					OTHER	0.0	0.0	0.0	0.0	0.0	
					TOTAL	0.0	225.0	675.0	0.0	900.0	
				SOURCE OF FUNDS STP-E	LOCAL	0.0	45.0	135.0	0.0	180.0	
					STATE	0.0	0.0	0.0	0.0	0.0	
	190  (199)	CONSTRUCTION OF THE OAK LEAF TRAIL FROM THE ROOT RIVER PARKWAY 0.5 MILES SOUTH OF COLLEGE AVE EXTENDED TO FOREST HOME AVE (STH 24) (3.34 MILES)  4000096	EE	DETAIL COSTS	PE	0.0	179.0	0.0	0.0	179.0	EXEMPT
					ROW	0.0	0.0	0.0	0.0	0.0	
					CONST	0.0	0.0	716.0	0.0	716.0	
					OTHER	0.0	0.0	0.0	0.0	0.0	
					TOTAL	0.0	179.0	716.0	0.0	895.0	
				SOURCE OF FUNDS CMAQ	LOCAL	0.0	35.8	143.2	0.0	179.0	
					STATE	0.0	0.0	0.0	0.0	0.0	
	191  (200)	OAK LEAF TRAIL CONSTRUCTION ALONG THE RYAN CREEK CORRIDOR FROM S 76TH ST (CTH U) AND S 116TH ST (3.30 MILES)  4000099	EE	DETAIL COSTS	PE	0.0	0.0	275.5	0.0	275.5	EXEMPT
					ROW	0.0	0.0	0.0	0.0	0.0	
					CONST	0.0	0.0	0.0	1,102.0	1,102.0	
					OTHER	0.0	0.0	0.0	0.0	0.0	
					TOTAL	0.0	0.0	275.5	1,102.0	1,377.5	
				SOURCE OF FUNDS STP-E	LOCAL	0.0	0.0	55.1	220.4	275.5	
					STATE	0.0	0.0	0.0	0.0	0.0	
	192  (201)	CONSTRUCTION OF THE OAK LEAF TRAIL FROM THE NORTHWEST CORNER OF BROWN DEER PARK ALONG AN ATC UTILITY CORRIDOR TO THE VILLAGE OF BROWN DEER VILLAGE HALL, THEN WESTERLY TO CONNECT WITH KOHL PARK AT THE W END OF HANSON PARK  4000102 2972-07-00	EE	DETAIL COSTS	PE	0.0	0.0	0.0	0.0	0.0	EXEMPT
					ROW	0.0	0.0	0.0	0.0	0.0	
					CONST	946.1	0.0	0.0	0.0	946.1	
					OTHER	0.0	0.0	0.0	0.0	0.0	
					TOTAL	946.1	0.0	0.0	0.0	946.1	
				SOURCE OF FUNDS STP-E	LOCAL	189.2	0.0	0.0	0.0	189.2	
					STATE	0.0	0.0	0.0	0.0	0.0	
				SOURCE OF FUNDS STP-E	FEDERAL	756.9	0.0	0.0	0.0	756.9	
					TOTAL	946.1	0.0	0.0	0.0	946.1	

**TRANSPORTATION IMPROVEMENT PROGRAM FOR THE MILWAUKEE TRANSPORTATION MANAGEMENT AREA --  
MILWAUKEE COUNTY 2009-2012**

PROJECT SPONSOR	PROJECT			ESTIMATED COSTS (\$1,000)							AIR QUAL STAT
	NO	DESCRIPTION / STATE ID	TYPE			2009	2010	2011	2012	Total	
CUDAHY (CITY)	193	RECONSTRUCTION OF S WHITNALL AVE/LADISCH AVE FROM S PACKARD AVE AND S NICHOLSON AVE (0.99 MILE)  4039999	HP	DETAIL COSTS	PE	0.0	728.6	0.0	0.0	728.6	EXEMPT
					ROW	0.0	0.0	287.5	0.0	287.5	
					CONST	0.0	0.0	0.0	3,519.8	3,519.8	
					OTHER	0.0	0.0	0.0	0.0	0.0	
				TOTAL	0.0	728.6	287.5	3,519.8	4,535.9		
				SOURCE OF FUNDS STP-M	LOCAL	0.0	728.6	287.5	704.0	1,720.1	
STATE	0.0	0.0	0.0		0.0	0.0					
				SOURCE OF FUNDS STP-M	FEDERAL	0.0	0.0	0.0	2,815.8	2,815.8	
					TOTAL	0.0	728.6	287.5	3,519.8	4,535.9	
	194  (202)	RECONSTRUCTION OF S KINNICKINNIE AVE AND E PLANKINTON AVE INTERSECTION IN THE CITY OF CUDAHY  40300012185-07-70	HS	DETAIL COSTS	PE	0.0	0.0	0.0	0.0	0.0	EXEMPT
					ROW	0.0	0.0	0.0	0.0	0.0	
					CONST	576.5	0.0	0.0	0.0	576.5	
					OTHER	0.0	0.0	0.0	0.0	0.0	
				TOTAL	576.5	0.0	0.0	0.0	576.5		
				SOURCE OF FUNDS STP-S	LOCAL	249.3	0.0	0.0	0.0	249.3	
STATE	0.0	0.0	0.0		0.0	0.0					
				SOURCE OF FUNDS STP-S	FEDERAL	327.2	0.0	0.0	0.0	327.2	
					TOTAL	576.5	0.0	0.0	0.0	576.5	
FRANKLIN (CITY)	195	RECONSTRUCTION OF W PUETZ RD FROM STH 100 TO S 76TH ST (CTH U) (1.2 MILES)  40599992160-13-70	HP	DETAIL COSTS	PE	0.0	400.0	0.0	0.0	400.0	EXEMPT
					ROW	0.0	0.0	100.0	0.0	100.0	
					CONST	0.0	0.0	0.0	2,762.0	2,762.0	
					OTHER	0.0	0.0	0.0	0.0	0.0	
				TOTAL	0.0	400.0	100.0	2,762.0	3,262.0		
				SOURCE OF FUNDS STP-M	LOCAL	0.0	80.0	20.0	552.4	652.4	
STATE	0.0	0.0	0.0		0.0	0.0					
				SOURCE OF FUNDS STP-M	FEDERAL	0.0	320.0	80.0	2,209.6	2,609.6	
					TOTAL	0.0	400.0	100.0	2,762.0	3,262.0	
GLENDALE (CITY)	196	RECONSTRUCTION OF W GLENDALE AVE FROM N GREEN BAY AVE (STH 57) AND N PORT WASHINGTON RD (0.60 MILE)  4069999	HP	DETAIL COSTS	PE	0.0	260.8	0.0	0.0	260.8	EXEMPT
					ROW	0.0	0.0	11.5	0.0	11.5	
					CONST	0.0	0.0	0.0	1,260.1	1,260.1	
					OTHER	0.0	0.0	0.0	0.0	0.0	
				TOTAL	0.0	260.8	11.5	1,260.1	1,532.4		
				SOURCE OF FUNDS STP-M	LOCAL	0.0	52.2	2.3	252.0	306.5	
STATE	0.0	0.0	0.0		0.0	0.0					
				SOURCE OF FUNDS STP-M	FEDERAL	0.0	208.6	9.2	1,008.1	1,225.9	
					TOTAL	0.0	260.8	11.5	1,260.1	1,532.4	
	197  (203)	CONSTRUCTION OF A 10-FOOT WIDE BICYCLE/PEDESTRIAN PATH ALONG WE ENERGIES ROW FROM N SIDNEY PL TO W MILL RD IN THE CITY OF GLENDALE (0.5 MILES)  40600021693-25-73	EE	DETAIL COSTS	PE	0.0	0.0	0.0	0.0	0.0	EXEMPT
					ROW	0.0	0.0	0.0	0.0	0.0	
					CONST	0.0	300.0	0.0	0.0	300.0	
					OTHER	0.0	0.0	0.0	0.0	0.0	
				TOTAL	0.0	300.0	0.0	0.0	300.0		
				SOURCE OF FUNDS COMB	LOCAL	0.0	60.0	0.0	0.0	60.0	
STATE	0.0	0.0	0.0		0.0	0.0					
				SOURCE OF FUNDS COMB	FEDERAL	0.0	240.0	0.0	0.0	240.0	
					TOTAL	0.0	300.0	0.0	0.0	300.0	
GREENDALE (VILLAGE)	198  (204)	RECONITION W GRANGE AVE FROM S 76TH ST (CTH U) TO LOOMIS RD (STH 36) AND S 60TH ST FROM W GRANGE AVE TO A POINT 1,500 FEET NORTH IN THE VILLAGE OF GREENDALE (1.45 MILES)  40700022365-06-70	HP	DETAIL COSTS	PE	0.0	0.0	0.0	0.0	0.0	EXEMPT
					ROW	0.0	0.0	0.0	0.0	0.0	
					CONST	5,170.5	0.0	0.0	0.0	5,170.5	
					OTHER	0.0	0.0	0.0	0.0	0.0	
				TOTAL	5,170.5	0.0	0.0	0.0	5,170.5		
				SOURCE OF FUNDS STP-M	LOCAL	1,034.1	0.0	0.0	0.0	1,034.1	
STATE	0.0	0.0	0.0		0.0	0.0					
				SOURCE OF FUNDS STP-M	FEDERAL	4,136.4	0.0	0.0	0.0	4,136.4	
					TOTAL	5,170.5	0.0	0.0	0.0	5,170.5	
MILWAUKEE (CITY)	199  (206)	INSTALLATION OR MODIFICATION OF TRAFFIC SIGNALS AT IMPROVED STREET INTERSECTIONS IN THE CITY OF MILWAUKEE  4100067	HP	DETAIL COSTS	PE	0.0	0.0	0.0	0.0	0.0	EXEMPT
					ROW	0.0	0.0	0.0	0.0	0.0	
					CONST	0.0	0.0	0.0	0.0	0.0	
					OTHER	1,456.4	1,482.4	1,509.7	1,537.6	5,986.1	
				TOTAL	1,456.4	1,482.4	1,509.7	1,537.6	5,986.1		
				SOURCE OF FUNDS	LOCAL	1,456.4	1,482.4	1,509.7	1,537.6	5,986.1	
STATE	0.0	0.0	0.0		0.0	0.0					
				SOURCE OF FUNDS	FEDERAL	0.0	0.0	0.0	0.0	0.0	
					TOTAL	1,456.4	1,482.4	1,509.7	1,537.6	5,986.1	
	200  (207)	INSTALLATION OF TRAFFIC SIGNING AT VARIOUS LOCATIONS IN THE CITY OF MILWAUKEE  4100068	HP	DETAIL COSTS	PE	0.0	0.0	0.0	0.0	0.0	EXEMPT
					ROW	0.0	0.0	0.0	0.0	0.0	
					CONST	0.0	0.0	0.0	0.0	0.0	
					OTHER	800.4	811.1	823.7	835.3	3,270.5	
				TOTAL	800.4	811.1	823.7	835.3	3,270.5		
				SOURCE OF FUNDS	LOCAL	800.4	811.1	823.7	835.3	3,270.5	
STATE	0.0	0.0	0.0		0.0	0.0					
				SOURCE OF FUNDS	FEDERAL	0.0	0.0	0.0	0.0	0.0	
					TOTAL	800.4	811.1	823.7	835.3	3,270.5	

**TRANSPORTATION IMPROVEMENT PROGRAM FOR THE MILWAUKEE TRANSPORTATION MANAGEMENT AREA --  
MILWAUKEE COUNTY 2009-2012**

PROJECT SPONSOR	PROJECT			ESTIMATED COSTS (\$1,000)						AIR QUAL STAT
	NO	DESCRIPTION / STATE ID	TYPE		2009	2010	2011	2012	Total	
MILWAUKEE (CITY)	201 (208)	INSTALLATION OR MODIFICATION OF STREET LIGHTING AT VARIOUS LOCATIONS IN THE CITY OF MILWAUKEE  4100069	HP	DETAIL COSTS	PE	0.0	0.0	0.0	0.0	EXEMPT
					ROW	0.0	0.0	0.0	0.0	
					CONST	0.0	0.0	0.0	0.0	
					OTHER	7,850.0	8,150.0	8,350.0	8,750.0	
				SOURCE OF FUNDS	TOTAL	7,850.0	8,150.0	8,350.0	8,750.0	
					LOCAL	7,850.0	8,150.0	8,350.0	8,750.0	
					STATE	0.0	0.0	0.0	0.0	
					FEDERAL	0.0	0.0	0.0	0.0	
	202 (213)	BRIDGE RECONSTRUCTION ON W FOREST HOME AVE (STH 24) OVER THE KINNICKINNIC RIVER IN THE CITY OF MILWAUKEE (0.01 MILES)  4100036 2120-13-70	HP	DETAIL COSTS	PE	0.0	0.0	0.0	0.0	EXEMPT
					ROW	0.0	0.0	0.0	0.0	
					CONST	3,650.0	0.0	0.0	0.0	
					OTHER	0.0	0.0	0.0	0.0	
				SOURCE OF FUNDS BRF	TOTAL	3,650.0	0.0	0.0	0.0	
					LOCAL	25.0	0.0	0.0	0.0	
					STATE	0.0	0.0	0.0	0.0	
					FEDERAL	3,625.0	0.0	0.0	0.0	
	203 (210)	RECONSTRUCTION OF THE WEST CAPITOL DR (STH 190) BRIDGE (B-40-059) OVER MENOMONEE RIVER IN THE CITY OF MILWAUKEE (0.01 MILE)  4100064 2025-16-00	HP	DETAIL COSTS	PE	0.0	0.0	0.0	0.0	EXEMPT
					ROW	0.0	0.0	0.0	0.0	
					CONST	0.0	0.0	2,060.0	0.0	
					OTHER	0.0	0.0	0.0	0.0	
				SOURCE OF FUNDS BRF	TOTAL	0.0	0.0	2,060.0	0.0	
					LOCAL	0.0	0.0	25.0	0.0	
					STATE	0.0	0.0	0.0	0.0	
					FEDERAL	0.0	0.0	2,035.0	0.0	
	204 (216)	RECONSTRUCTION OF THE N GRANVILLE RD BRIDGE OVER THE LITTLE MENOMONEE RIVER IN THE CITY OF MILWAUKEE (0.60 MILES)  4100116 2500-00-00	HP	DETAIL COSTS	PE	0.0	0.0	0.0	0.0	EXEMPT
					ROW	0.0	0.0	0.0	0.0	
					CONST	0.0	425.0	0.0	0.0	
					OTHER	0.0	0.0	0.0	0.0	
				SOURCE OF FUNDS BRF	TOTAL	0.0	425.0	0.0	0.0	
					LOCAL	0.0	85.0	0.0	0.0	
					STATE	0.0	0.0	0.0	0.0	
					FEDERAL	0.0	340.0	0.0	0.0	
	205 (217)	RECONSTRUCTION OF W HAMPTON AVE FROM N GREEN BAY AVE (STH 57) TO N TEUTONIA AVE IN THE CITY OF MILWAUKEE (1.43 MILES)  4100018	HP	DETAIL COSTS	PE	320.4	0.0	0.0	0.0	EXEMPT
					ROW	0.0	0.0	0.0	0.0	
					CONST	0.0	0.0	0.0	1,550.3	
					OTHER	0.0	0.0	0.0	100.0	
				SOURCE OF FUNDS STP-M	TOTAL	320.4	0.0	0.0	1,650.3	
					LOCAL	64.1	0.0	0.0	330.0	
					STATE	0.0	0.0	0.0	0.0	
					FEDERAL	256.3	0.0	0.0	1,320.3	
	206 (218)	REHABILITATION OF THE W HAMPTON AVE BRIDGE (P-40-801) OVER LINCOLN CREEK IN THE CITY OF MILWAUKEE (0.03 MILES)  4100057 2545-12-00	HP	DETAIL COSTS	PE	0.0	0.0	0.0	0.0	EXEMPT
					ROW	0.0	0.0	0.0	0.0	
					CONST	1,265.0	0.0	0.0	0.0	
					OTHER	0.0	0.0	0.0	0.0	
				SOURCE OF FUNDS BRF	TOTAL	1,265.0	0.0	0.0	0.0	
					LOCAL	253.0	0.0	0.0	0.0	
					STATE	0.0	0.0	0.0	0.0	
					FEDERAL	1,012.0	0.0	0.0	0.0	
	207 (223)	RESURFACE N HOPKINS FROM W CONGRESS ST TO W VILLARD AVE IN THE CITY OF MILWAUKEE (1.10 MILES)  4100020	HP	DETAIL COSTS	PE	0.0	0.0	250.0	0.0	EXEMPT
					ROW	0.0	0.0	0.0	0.0	
					CONST	0.0	0.0	0.0	0.0	
					OTHER	0.0	0.0	0.0	0.0	
				SOURCE OF FUNDS STP-M	TOTAL	0.0	0.0	250.0	0.0	
					LOCAL	0.0	0.0	50.0	0.0	
					STATE	0.0	0.0	0.0	0.0	
					FEDERAL	0.0	0.0	200.0	0.0	
	208 (224)	REHABILITATION OF THE S HOWELL AVE (STH 38) BRIDGE (P-40-0509) OVER UNION PACIFIC RAILROAD IN THE CITY OF MILWAUKEE (0.02 MILES)  4100062 2060-09-00	HP	DETAIL COSTS	PE	0.0	0.0	0.0	0.0	EXEMPT
					ROW	0.0	0.0	0.0	0.0	
					CONST	0.0	865.0	0.0	0.0	
					OTHER	0.0	0.0	0.0	0.0	
				SOURCE OF FUNDS BRF	TOTAL	0.0	865.0	0.0	0.0	
					LOCAL	0.0	173.0	0.0	0.0	
					STATE	0.0	0.0	0.0	0.0	
					FEDERAL	0.0	692.0	0.0	0.0	



**TRANSPORTATION IMPROVEMENT PROGRAM FOR THE MILWAUKEE TRANSPORTATION MANAGEMENT AREA --  
MILWAUKEE COUNTY 2009-2012**

PROJECT SPONSOR	PROJECT			ESTIMATED COSTS (\$1,000)							AIR QUAL STAT
	NO	DESCRIPTION / STATE ID	TYPE			2009	2010	2011	2012	Total	
MILWAUKEE (CITY)	209  (225)	RECONSTRUCTION OF KEEFE AVE FROM N 7TH ST TO N HUMBOLDT BLVD IN THE CITY OF MILWAUKEE (1.23 MILES)  41000082059-00-01	HP	DETAIL COSTS	PE	321.2	0.0	0.0	0.0	321.2	EXEMPT
					ROW	0.0	0.0	0.0	0.0	0.0	
					CONST	0.0	2,052.3	0.0	0.0	2,052.3	
					OTHER	0.0	126.5	0.0	0.0	126.5	
				TOTAL	321.2	2,178.8	0.0	0.0	2,500.0		
				SOURCE OF FUNDS STP-M	LOCAL	64.2	435.8	0.0	0.0	500.0	
STATE	0.0	0.0	0.0		0.0	0.0					
	210  (227)	RESURFACING OF E LINCOLN AVE FROM S 1ST ST TO S KINNICKINNIC AVE IN THE CITY OF MILWAUKEE (0.36 MILES)  4100108	HP	DETAIL COSTS	PE	0.0	0.0	100.0	0.0	100.0	EXEMPT
					ROW	0.0	0.0	0.0	0.0	0.0	
					CONST	0.0	0.0	0.0	0.0	0.0	
					OTHER	0.0	0.0	0.0	0.0	0.0	
				TOTAL	0.0	0.0	100.0	0.0	100.0		
				SOURCE OF FUNDS STP-M	LOCAL	0.0	0.0	20.0	0.0	20.0	
STATE	0.0	0.0	0.0		0.0	0.0					
	211  (228)	RECONSTRUCTION OF E LINCOLN AVE FROM S LINCOLN MEMORIAL DR TO E BAY ST (EXCLUDING STRUCTURE) IN THE CITY OF MILWAUKEE (0.32 MILES)  4100075	HP	DETAIL COSTS	PE	0.0	0.0	0.0	0.0	0.0	EXEMPT
					ROW	0.0	0.0	0.0	0.0	0.0	
					CONST	780.0	0.0	0.0	0.0	780.0	
					OTHER	0.0	0.0	0.0	0.0	0.0	
				TOTAL	780.0	0.0	0.0	0.0	780.0		
				SOURCE OF FUNDS LRIP	LOCAL	426.0	0.0	0.0	0.0	426.0	
STATE	354.0	0.0	0.0		0.0	354.0					
	212  (229)	REHABILITATION AND DECK REPLACEMENT OF THE E LINCOLN AVE BRIDGE OVER THE UP RAILWAY IN THE CITY OF MILWAUKEE (P-40-0804) (0.17 MILES)  41000352110-04-00	HP	DETAIL COSTS	PE	0.0	0.0	0.0	0.0	0.0	EXEMPT
					ROW	0.0	0.0	0.0	0.0	0.0	
					CONST	0.0	5,750.0	0.0	0.0	5,750.0	
					OTHER	25.0	0.0	0.0	0.0	25.0	
				TOTAL	25.0	5,750.0	0.0	0.0	5,775.0		
				SOURCE OF FUNDS BRP	LOCAL	5.0	1,150.0	0.0	0.0	1,155.0	
STATE	0.0	0.0	0.0		0.0	0.0					
	213  (230)	RECONSTRUCT W LISBON AVE FROM N 31ST ST TO N SHERMAN BLVD IN THE CITY OF MILWAUKEE (0.85 MILE)  41001112590-03-00	HP	DETAIL COSTS	PE	0.0	0.0	0.0	0.0	0.0	EXEMPT
					ROW	0.0	0.0	0.0	0.0	0.0	
					CONST	0.0	0.0	2,275.7	0.0	2,275.7	
					OTHER	0.0	0.0	52.3	0.0	52.3	
				TOTAL	0.0	0.0	2,328.0	0.0	2,328.0		
				SOURCE OF FUNDS STP-M	LOCAL	0.0	0.0	465.6	0.0	465.6	
STATE	0.0	0.0	0.0		0.0	0.0					
	214  (232)	RECONSTRUCTION OF W LLOYD ST FROM 47TH ST TO N 60TH ST IN THE CITY OF MILWAUKEE (0.75 MILES)  4100038	HP	DETAIL COSTS	PE	769.0	0.0	0.0	0.0	769.0	EXEMPT
					ROW	0.0	0.0	0.0	0.0	0.0	
					CONST	0.0	0.0	0.0	0.0	0.0	
					OTHER	0.0	0.0	0.0	0.0	0.0	
				TOTAL	769.0	0.0	0.0	0.0	769.0		
				SOURCE OF FUNDS STP-M	LOCAL	153.8	0.0	0.0	0.0	153.8	
STATE	0.0	0.0	0.0		0.0	0.0					
	215  (231)	RESURFACING OF W LOCUST ST FROM N DR MARTIN LUTHER KING DR TO N 15TH ST IN THE CITY OF MILWAUKEE (0.83 MILES)  4100107	HP	DETAIL COSTS	PE	0.0	0.0	183.0	0.0	183.0	EXEMPT
					ROW	0.0	0.0	0.0	0.0	0.0	
					CONST	0.0	0.0	0.0	0.0	0.0	
					OTHER	0.0	0.0	0.0	0.0	0.0	
				TOTAL	0.0	0.0	183.0	0.0	183.0		
				SOURCE OF FUNDS STP-M	LOCAL	0.0	0.0	36.6	0.0	36.6	
STATE	0.0	0.0	0.0		0.0	0.0					
	216  (234)	RECONSTRUCTION OF THE W NORTH AVE BRIDGE (P-40-810) OVER CANADIAN PACIFIC RAILROAD IN THE CITY OF MILWAUKEE (0.02 MILES)  41000562135-03-00	HP	DETAIL COSTS	PE	0.0	0.0	0.0	0.0	0.0	EXEMPT
					ROW	0.0	0.0	0.0	0.0	0.0	
					CONST	0.0	0.0	0.0	2,240.0	2,240.0	
					OTHER	0.0	0.0	0.0	0.0	0.0	
				TOTAL	0.0	0.0	0.0	2,240.0	2,240.0		
				SOURCE OF FUNDS BRP	LOCAL	0.0	0.0	0.0	448.0	448.0	
STATE	0.0	0.0	0.0		0.0	0.0					
	217  (235)	RECONSTRUCTION OF THE W NORTH AVE BRIDGE (P-40-810) OVER CANADIAN PACIFIC RAILROAD IN THE CITY OF MILWAUKEE (0.02 MILES)  41000562135-03-00	HP	DETAIL COSTS	PE	0.0	0.0	0.0	0.0	0.0	EXEMPT
					ROW	0.0	0.0	0.0	0.0	0.0	
					CONST	0.0	0.0	0.0	2,240.0	2,240.0	
					OTHER	0.0	0.0	0.0	0.0	0.0	
				TOTAL	0.0	0.0	0.0	2,240.0	2,240.0		
				SOURCE OF FUNDS BRP	LOCAL	0.0	0.0	0.0	448.0	448.0	
STATE	0.0	0.0	0.0		0.0	0.0					

**TRANSPORTATION IMPROVEMENT PROGRAM FOR THE MILWAUKEE TRANSPORTATION MANAGEMENT AREA --  
MILWAUKEE COUNTY 2009-2012**

PROJECT SPONSOR	PROJECT			ESTIMATED COSTS (\$1,000)							AIR QUAL STAT
	NO	DESCRIPTION / STATE ID	TYPE			2009	2010	2011	2012	Total	
MILWAUKEE (CITY)	217  (235)	RECONSTRUCTION OF E/W NORTH AVE FROM N DR MARTIN LUTHER KING JR DR TO N BOOTH ST IN THE CITY OF MILWAUKEE (0.52 MI)  41099992445-07-00	HP	DETAIL COSTS	PE	234.0	0.0	0.0	0.0	234.0	EXEMPT
					ROW	0.0	0.0	0.0	0.0		
					CONST	0.0	0.0	1,300.0	0.0	1,300.0	
					OTHER	0.0	0.0	138.0	0.0	138.0	
					TOTAL	234.0	0.0	1,438.0	0.0	1,672.0	
				SOURCE OF FUNDS STP-M	LOCAL	46.8	0.0	287.6	0.0	334.4	
STATE	0.0	0.0	0.0		0.0	0.0					
FEDERAL	187.2	0.0	1,150.4		0.0	1,337.6					
TOTAL	234.0	0.0	1,438.0		0.0	1,672.0					
	218  (236)	RECONSTRUCTION OF W OKLAHOMA AVE FROM S 72ND ST TO S 60TH ST IN THE CITY OF MILWAUKEE (0.73 MILES)  41000542400-09-70	HP	DETAIL COSTS	PE	0.0	0.0	0.0	0.0	0.0	EXEMPT
					ROW	0.0	0.0	0.0	0.0	0.0	
					CONST	0.0	2,865.0	0.0	0.0	2,865.0	
					OTHER	0.0	75.0	0.0	0.0	75.0	
					TOTAL	0.0	2,940.0	0.0	0.0	2,940.0	
				SOURCE OF FUNDS STP-M	LOCAL	0.0	588.0	0.0	0.0	588.0	
STATE	0.0	0.0	0.0		0.0	0.0					
FEDERAL	0.0	2,352.0	0.0		0.0	2,352.0					
TOTAL	0.0	2,940.0	0.0		0.0	2,940.0					
	219	RECONSTRUCTION OF N PORT WASHINGTON AVE FROM N DR MARTIN LUTHER KING JR DR TO W FIEBRANTZ AVE IN THE CITY OF MILWAUKEE (0.75 MI)  4109980	HP	DETAIL COSTS	PE	399.4	0.0	0.0	0.0	399.4	EXEMPT
					ROW	0.0	0.0	0.0	0.0	0.0	
					CONST	0.0	0.0	0.0	1,927.1	1,927.1	
					OTHER	0.0	0.0	0.0	90.0	90.0	
					TOTAL	399.4	0.0	0.0	2,017.1	2,416.5	
				SOURCE OF FUNDS STP-M	LOCAL	79.9	0.0	0.0	403.4	483.3	
STATE	0.0	0.0	0.0		0.0	0.0					
FEDERAL	319.5	0.0	0.0		1,613.7	1,933.2					
TOTAL	399.4	0.0	0.0		2,017.1	2,416.5					
	220  (239)	RECONSTRUCTION OF W STATE ST FROM N 35TH ST (USH 18) TO N 27TH ST (STH 57) IN THE CITY OF MILWAUKEE (0.50 MILES)  4100013	HP	DETAIL COSTS	PE	0.0	0.0	0.0	175.0	175.0	EXEMPT
					ROW	0.0	0.0	0.0	0.0	0.0	
					CONST	0.0	0.0	0.0	0.0	0.0	
					OTHER	0.0	0.0	0.0	0.0	0.0	
					TOTAL	0.0	0.0	0.0	175.0	175.0	
				SOURCE OF FUNDS STP-M	LOCAL	0.0	0.0	0.0	35.0	35.0	
STATE	0.0	0.0	0.0		0.0	0.0					
FEDERAL	0.0	0.0	0.0		140.0	140.0					
TOTAL	0.0	0.0	0.0		175.0	175.0					
	221  (238)	RECONSTRUCTION OF W STATE ST FROM N 17TH ST (USH 18) TO N 27TH ST (STH 57) IN THE CITY OF MILWAUKEE (0.70 MILES)  41000072984-36-01	HP	DETAIL COSTS	PE	0.0	0.0	0.0	0.0	0.0	EXEMPT
					ROW	0.0	0.0	0.0	0.0	0.0	
					CONST	1,370.0	0.0	0.0	0.0	1,370.0	
					OTHER	50.0	0.0	0.0	0.0	50.0	
					TOTAL	1,420.0	0.0	0.0	0.0	1,420.0	
				SOURCE OF FUNDS STP-M	LOCAL	284.0	0.0	0.0	0.0	284.0	
STATE	0.0	0.0	0.0		0.0	0.0					
FEDERAL	1,136.0	0.0	0.0		0.0	1,136.0					
TOTAL	1,420.0	0.0	0.0		0.0	1,420.0					
	222  (241)	RECONSTRUCT N TEUTONIA AVE FROM W CAPITOL DR (STH 190) TO W RUBY AVE IN THE CITY OF MILWAUKEE (0.70 MILES)  4100026	HP	DETAIL COSTS	PE	0.0	0.0	250.0	0.0	250.0	EXEMPT
					ROW	0.0	0.0	0.0	0.0	0.0	
					CONST	0.0	0.0	0.0	0.0	0.0	
					OTHER	0.0	0.0	0.0	0.0	0.0	
					TOTAL	0.0	0.0	250.0	0.0	250.0	
				SOURCE OF FUNDS STP-M	LOCAL	0.0	0.0	50.0	0.0	50.0	
STATE	0.0	0.0	0.0		0.0	0.0					
FEDERAL	0.0	0.0	200.0		0.0	200.0					
TOTAL	0.0	0.0	250.0		0.0	250.0					
	223  (242)	RECONSTRUCT N TEUTONIA AVE FROM W BURLEIGH ST TO W CAPITOL DR (STH 190) IN THE CITY OF MILWAUKEE (1.10 MILES)  4100028	HP	DETAIL COSTS	PE	0.0	0.0	0.0	340.0	340.0	EXEMPT
					ROW	0.0	0.0	0.0	0.0	0.0	
					CONST	0.0	0.0	0.0	0.0	0.0	
					OTHER	0.0	0.0	0.0	0.0	0.0	
					TOTAL	0.0	0.0	0.0	340.0	340.0	
				SOURCE OF FUNDS STP-M	LOCAL	0.0	0.0	0.0	68.0	68.0	
STATE	0.0	0.0	0.0		0.0	0.0					
FEDERAL	0.0	0.0	0.0		272.0	272.0					
TOTAL	0.0	0.0	0.0		340.0	340.0					
	224  (243)	RECONSTRUCT N TEUTONIA AVE FROM W CENTER ST TO W BURLEIGH ST IN THE CITY OF MILWAUKEE (0.50 MILES)  4100023	HP	DETAIL COSTS	PE	0.0	0.0	0.0	145.0	145.0	EXEMPT
					ROW	0.0	0.0	0.0	0.0	0.0	
					CONST	0.0	0.0	0.0	0.0	0.0	
					OTHER	0.0	0.0	0.0	0.0	0.0	
					TOTAL	0.0	0.0	0.0	145.0	145.0	
				SOURCE OF FUNDS STP-M	LOCAL	0.0	0.0	0.0	29.0	29.0	
STATE	0.0	0.0	0.0		0.0	0.0					
FEDERAL	0.0	0.0	0.0		116.0	116.0					
TOTAL	0.0	0.0	0.0		145.0	145.0					

**TRANSPORTATION IMPROVEMENT PROGRAM FOR THE MILWAUKEE TRANSPORTATION MANAGEMENT AREA --  
MILWAUKEE COUNTY 2009-2012**

PROJECT SPONSOR	PROJECT			ESTIMATED COSTS (\$1,000)							AIR QUAL STAT
	NO	DESCRIPTION / STATE ID	TYPE			2009	2010	2011	2012	Total	
MILWAUKEE (CITY)	225  (721)	RECONSTRUCT W VILLARD AVE BRIDGE OVER LINCOLN CREEK IN THE CITY OF MILWAUKEE (P-40-894)  41099982984-32-71	HP	DETAIL COSTS	PE	300.0	0.0	0.0	0.0	300.0	EXEMPT
					ROW	0.0	0.0	0.0	0.0	0.0	
					CONST	0.0	0.0	1,650.0	0.0	1,650.0	
					OTHER	0.0	0.0	0.0	0.0	0.0	
				TOTAL	300.0	0.0	1,650.0	0.0	1,950.0		
				SOURCE OF FUNDS BRF	LOCAL	60.0	0.0	330.0	0.0	390.0	
STATE	0.0	0.0	0.0		0.0	0.0					
	226  (245)	RECONSTRUCT W VLIET ST FROM N 12TH ST TO N 27TH ST (STH 57) IN THE CITY OF MILWAUKEE (1.05 MILES)  4100029	HP	DETAIL COSTS	PE	0.0	0.0	0.0	280.0	280.0	EXEMPT
					ROW	0.0	0.0	0.0	0.0	0.0	
					CONST	0.0	0.0	0.0	0.0	0.0	
					OTHER	0.0	0.0	0.0	0.0	0.0	
				TOTAL	0.0	0.0	0.0	280.0	280.0		
				SOURCE OF FUNDS STP-M	LOCAL	0.0	0.0	0.0	56.0	56.0	
STATE	0.0	0.0	0.0		0.0	0.0					
	227  (764)	REHABILITATION OF S WHITNALL AVE BRIDGE OVER UNION PACIFIC RAILROAD (P-40-0644)  41099912660-05-70	HP	DETAIL COSTS	PE	289.0	0.0	0.0	0.0	289.0	EXEMPT
					ROW	0.0	0.0	0.0	0.0	0.0	
					CONST	0.0	1,450.0	0.0	0.0	1,450.0	
					OTHER	0.0	0.0	0.0	0.0	0.0	
				TOTAL	289.0	1,450.0	0.0	0.0	1,739.0		
				SOURCE OF FUNDS BRF	LOCAL	57.8	290.0	0.0	0.0	347.8	
STATE	0.0	0.0	0.0		0.0	0.0					
	228  (247)	RESURFACING OF S 1ST ST FROM S KINNICKINNIC AVE TO E LINCOLN AVE IN THE CITY OF MILWAUKEE (0.70 MILES)  41001042219-00-00	HP	DETAIL COSTS	PE	0.0	0.0	0.0	0.0	0.0	EXEMPT
					ROW	0.0	0.0	0.0	0.0	0.0	
					CONST	0.0	1,308.5	0.0	0.0	1,308.5	
					OTHER	0.0	50.0	0.0	0.0	50.0	
				TOTAL	0.0	1,358.5	0.0	0.0	1,358.5		
				SOURCE OF FUNDS STP-M	LOCAL	0.0	271.7	0.0	0.0	271.7	
STATE	0.0	0.0	0.0		0.0	0.0					
	229  (248)	RESURFACING OF S 2ND ST FROM W NATIONAL AVE (STH 59) TO THE MENOMONEE RIVER IN THE CITY OF MILWAUKEE (0.67 MILES)  41000762245-01-00	HP	DETAIL COSTS	PE	0.0	0.0	0.0	0.0	0.0	EXEMPT
					ROW	0.0	0.0	0.0	0.0	0.0	
					CONST	0.0	1,519.0	0.0	0.0	1,519.0	
					OTHER	0.0	440.0	0.0	0.0	440.0	
				TOTAL	0.0	1,959.0	0.0	0.0	1,959.0		
				SOURCE OF FUNDS STP-M	LOCAL	0.0	631.8	0.0	0.0	631.8	
STATE	0.0	0.0	0.0		0.0	0.0					
	230  (249)	RECONSTRUCTION OF THE S 6TH ST BRIDGE (P-40-835) OVER THE KINNICKINNIC RIVER IN THE CITY OF MILWAUKEE  4109973	HP	DETAIL COSTS	PE	100.0	0.0	0.0	0.0	100.0	EXEMPT
					ROW	0.0	0.0	0.0	0.0	0.0	
					CONST	0.0	1,500.0	0.0	0.0	1,500.0	
					OTHER	0.0	0.0	0.0	0.0	0.0	
				TOTAL	100.0	1,500.0	0.0	0.0	1,600.0		
				SOURCE OF FUNDS BRF	LOCAL	0.0	0.0	0.0	0.0	0.0	
STATE	0.0	0.0	0.0		0.0	0.0					
	231  (249)	RECONSTRUCT S 13TH ST FROM W CLEVELAND AVE TO W WINDLAKE AVE IN THE CITY OF MILWAUKEE (0.62 MILES)  41000302505-08-00	HP	DETAIL COSTS	PE	234.0	0.0	0.0	0.0	234.0	EXEMPT
					ROW	0.0	0.0	0.0	0.0	0.0	
					CONST	0.0	0.0	1,330.0	0.0	1,330.0	
					OTHER	0.0	0.0	138.0	0.0	138.0	
				TOTAL	234.0	0.0	1,468.0	0.0	1,702.0		
				SOURCE OF FUNDS STP-M	LOCAL	46.8	0.0	293.6	0.0	340.4	
STATE	0.0	0.0	0.0		0.0	0.0					
	232  (249)	RECONSTRUCTION OF S 35TH ST FROM W BURNHAM TO W GREENFIELD AVE IN THE CITY OF MILWAUKEE (0.47 MILES)  4109979	HP	DETAIL COSTS	PE	186.6	0.0	0.0	0.0	186.6	EXEMPT
					ROW	0.0	0.0	0.0	0.0	0.0	
					CONST	0.0	0.0	0.0	1,071.7	1,071.7	
					OTHER	0.0	0.0	0.0	120.0	120.0	
				TOTAL	186.6	0.0	0.0	1,191.7	1,378.3		
				SOURCE OF FUNDS STP-M	LOCAL	37.3	0.0	0.0	238.3	275.6	
STATE	0.0	0.0	0.0		0.0	0.0					
	232  (249)	RECONSTRUCTION OF S 35TH ST FROM W BURNHAM TO W GREENFIELD AVE IN THE CITY OF MILWAUKEE (0.47 MILES)  4109979	HP	DETAIL COSTS	PE	186.6	0.0	0.0	0.0	186.6	EXEMPT
					ROW	0.0	0.0	0.0	0.0	0.0	
					CONST	0.0	0.0	0.0	1,071.7	1,071.7	
					OTHER	0.0	0.0	0.0	120.0	120.0	
				TOTAL	186.6	0.0	0.0	1,191.7	1,378.3		
				SOURCE OF FUNDS STP-M	LOCAL	37.3	0.0	0.0	238.3	275.6	
STATE	0.0	0.0	0.0		0.0	0.0					
	232  (249)	RECONSTRUCTION OF S 35TH ST FROM W BURNHAM TO W GREENFIELD AVE IN THE CITY OF MILWAUKEE (0.47 MILES)  4109979	HP	DETAIL COSTS	PE	186.6	0.0	0.0	0.0	186.6	EXEMPT
					ROW	0.0	0.0	0.0	0.0	0.0	
					CONST	0.0	0.0	0.0	1,071.7	1,071.7	
					OTHER	0.0	0.0	0.0	120.0	120.0	
				TOTAL	186.6	0.0	0.0	1,191.7	1,378.3		
				SOURCE OF FUNDS STP-M	LOCAL	37.3	0.0	0.0	238.3	275.6	
STATE	0.0	0.0	0.0		0.0	0.0					
	232  (249)	RECONSTRUCTION OF S 35TH ST FROM W BURNHAM TO W GREENFIELD AVE IN THE CITY OF MILWAUKEE (0.47 MILES)  4109979	HP	DETAIL COSTS	PE	186.6	0.0	0.0	0.0	186.6	EXEMPT
					ROW	0.0	0.0	0.0	0.0	0.0	
					CONST	0.0	0.0	0.0	1,071.7	1,071.7	
					OTHER	0.0	0.0	0.0	120.0	120.0	
				TOTAL	186.6	0.0	0.0	1,191.7	1,378.3		
				SOURCE OF FUNDS STP-M	LOCAL	37.3	0.0	0.0	238.3	275.6	
STATE	0.0	0.0	0.0		0.0	0.0					

**TRANSPORTATION IMPROVEMENT PROGRAM FOR THE MILWAUKEE TRANSPORTATION MANAGEMENT AREA --  
MILWAUKEE COUNTY 2009-2012**

PROJECT SPONSOR	PROJECT			ESTIMATED COSTS (\$1,000)							AIR QUAL STAT			
	NO	DESCRIPTION / STATE ID	TYPE			2009	2010	2011	2012	Total				
MILWAUKEE (CITY)	233  (252)	RESURFACING OF S 60TH ST FROM W WATERFORD AVE TO W FOREST HOME AVE (STH 24) IN THE CITY OF MILWAUKEE (0.46 MILES)  4100105	HP	DETAIL COSTS	PE	0.0	0.0	0.0	110.0	110.0	EXEMPT			
					ROW	0.0	0.0	0.0	0.0	0.0				
					CONST	0.0	0.0	0.0	0.0	0.0				
					OTHER	0.0	0.0	0.0	0.0	0.0				
				TOTAL					0.0	0.0		0.0	110.0	110.0
				SOURCE OF FUNDS STP-M	LOCAL	0.0	0.0	0.0	22.0	22.0				
					STATE	0.0	0.0	0.0	0.0	0.0				
					FEDERAL	0.0	0.0	0.0	88.0	88.0				
TOTAL					0.0	0.0	0.0	110.0	110.0					
	234  (253)	RECONSTRUCTION OF N 92ND ST FROM W CAPITOL DR (STH 190) TO W HAMPTON AVE IN THE CITY OF MILWAUKEE (1.06 MILES)  4100011	HP	DETAIL COSTS	PE	0.0	0.0	0.0	450.0	450.0	EXEMPT			
					ROW	0.0	0.0	0.0	0.0	0.0				
					CONST	0.0	0.0	0.0	0.0	0.0				
					OTHER	0.0	0.0	0.0	0.0	0.0				
				TOTAL					0.0	0.0		0.0	450.0	450.0
				SOURCE OF FUNDS STP-M	LOCAL	0.0	0.0	0.0	90.0	90.0				
					STATE	0.0	0.0	0.0	0.0	0.0				
					FEDERAL	0.0	0.0	0.0	360.0	360.0				
TOTAL					0.0	0.0	0.0	450.0	450.0					
	235  (254)	RECONSTRUCTION WITH ADDITIONAL LANES OF N 91ST ST (SWAN RD) FROM W BROWN DEER RD (STH 100) TO NORTH MILWAUKEE COUNTY LINE IN THE CITY OF MILWAUKEE (1.00 MILES)  4100271	HI	DETAIL COSTS	PE	0.0	0.0	0.0	200.0	200.0	NON-EXEMPT			
					ROW	0.0	0.0	0.0	0.0	0.0				
					CONST	0.0	0.0	0.0	0.0	0.0				
					OTHER	0.0	0.0	0.0	0.0	0.0				
				TOTAL					0.0	0.0		0.0	200.0	200.0
				SOURCE OF FUNDS STP-M	LOCAL	0.0	0.0	0.0	40.0	40.0				
					STATE	0.0	0.0	0.0	0.0	0.0				
					FEDERAL	0.0	0.0	0.0	160.0	160.0				
TOTAL					0.0	0.0	0.0	200.0	200.0					
	236  (255)	DESIGN AND INSTALLATION OF EXPRESS BUS ROUTE TRAFFIC SIGNAL PRE-EMPTION EQUIPMENT IN THE CITY OF MILWAUKEE  41001022984-10-07	TI	DETAIL COSTS	PE	7.5	7.5	0.0	0.0	15.0	EXEMPT			
					ROW	0.0	0.0	0.0	0.0	0.0				
					CONST	67.5	67.5	0.0	0.0	135.0				
					OTHER	0.0	0.0	0.0	0.0	0.0				
				TOTAL					75.0	75.0		0.0	0.0	150.0
				SOURCE OF FUNDS CMAQ	LOCAL	15.0	15.0	0.0	0.0	30.0				
					STATE	0.0	0.0	0.0	0.0	0.0				
					FEDERAL	60.0	60.0	0.0	0.0	120.0				
TOTAL					75.0	75.0	0.0	0.0	150.0					
	237  (258)	LOCAL STREET IMPROVEMENTS AT VARIOUS LOCATIONS IN THE CITY OF MILWAUKEE  4100412	OH	DETAIL COSTS	PE	0.0	0.0	0.0	0.0	0.0	EXEMPT			
					ROW	0.0	0.0	0.0	0.0	0.0				
					CONST	0.0	2,204.8	0.0	2,204.8	4,409.6				
					OTHER	0.0	0.0	0.0	0.0	0.0				
				TOTAL					0.0	2,204.8		0.0	2,204.8	4,409.6
				SOURCE OF FUNDS LRIP	LOCAL	0.0	1,102.4	0.0	1,102.4	2,204.8				
					STATE	0.0	0.0	0.0	0.0	0.0				
					FEDERAL	0.0	1,102.4	0.0	1,102.4	2,204.8				
TOTAL					0.0	2,204.8	0.0	2,204.8	4,409.6					
	238  (259)	BRIDGE REHABILITATION OF THE CHERRY ST BASCULE BRIDGE OVER THE MILWAUKEE RIVER IN THE CITY OF MILWAUKEE (P-40-0864)  41000222125-01-00	OH	DETAIL COSTS	PE	0.0	0.0	0.0	0.0	0.0	EXEMPT			
					ROW	0.0	0.0	0.0	0.0	0.0				
					CONST	0.0	7,000.0	0.0	0.0	7,000.0				
					OTHER	0.0	0.0	0.0	0.0	0.0				
				TOTAL					0.0	7,000.0		0.0	0.0	7,000.0
				SOURCE OF FUNDS BRP	LOCAL	0.0	1,400.0	0.0	0.0	1,400.0				
					STATE	0.0	0.0	0.0	0.0	0.0				
					FEDERAL	0.0	5,600.0	0.0	0.0	5,600.0				
TOTAL					0.0	7,000.0	0.0	0.0	7,000.0					
	239  (260)	REHABILITATION OF THE N 45TH ST BRIDGE (P-40-601) OVER MENOMONEE RIVER IN THE CITY OF MILWAUKEE (0.01 MILES)  41000632984-39-02	OH	DETAIL COSTS	PE	0.0	0.0	0.0	0.0	0.0	EXEMPT			
					ROW	0.0	0.0	0.0	0.0	0.0				
					CONST	0.0	0.0	630.0	0.0	630.0				
					OTHER	0.0	0.0	0.0	0.0	0.0				
				TOTAL					0.0	0.0		630.0	0.0	630.0
				SOURCE OF FUNDS BRP	LOCAL	0.0	0.0	126.0	0.0	126.0				
					STATE	0.0	0.0	0.0	0.0	0.0				
					FEDERAL	0.0	0.0	504.0	0.0	504.0				
TOTAL					0.0	0.0	630.0	0.0	630.0					
	240  (262)	SPOT TRAFFIC SIGNAL IMPROVEMENTS AT VARIOUS HIGH HAZARD LOCATIONS IN THE CITY OF MILWAUKEE  4100162	HS	DETAIL COSTS	PE	25.0	25.0	25.0	25.0	100.0	EXEMPT			
					ROW	0.0	0.0	0.0	0.0	0.0				
					CONST	200.0	210.0	220.0	230.0	860.0				
					OTHER	0.0	0.0	0.0	0.0	0.0				
				TOTAL					225.0	235.0		245.0	255.0	960.0
				SOURCE OF FUNDS STP-S	LOCAL	22.5	23.5	24.5	25.5	96.0				
					STATE	0.0	0.0	0.0	0.0	0.0				
					FEDERAL	202.5	211.5	220.5	229.5	864.0				
TOTAL					225.0	235.0	245.0	255.0	960.0					

**TRANSPORTATION IMPROVEMENT PROGRAM FOR THE MILWAUKEE TRANSPORTATION MANAGEMENT AREA --  
MILWAUKEE COUNTY 2009-2012**

PROJECT SPONSOR	PROJECT			ESTIMATED COSTS (\$1,000)							AIR QUAL STAT
	NO	DESCRIPTION / STATE ID	TYPE			2009	2010	2011	2012	Total	
MILWAUKEE (CITY)	241	TRAFFIC SIGNAL SAFETY IMPROVEMENTS AT 11 INTERSECTIONS IN THE CITY OF MILWAUKEE  41099842984-08-99	HS	DETAIL COSTS	PE	14.1	0.0	0.0	0.0	14.1	EXEMPT
					ROW	0.0	0.0	0.0	0.0	0.0	
					CONST	63.4	63.5	0.0	0.0	126.9	
					OTHER	0.0	0.0	0.0	0.0	0.0	
				TOTAL	77.5	63.5	0.0	0.0	141.0		
				SOURCE OF FUNDS STP-S	LOCAL	7.8	6.3	0.0	0.0	14.1	
STATE	0.0	0.0	0.0		0.0	0.0					
	242  (698)	MILWAUKEE PUBLIC SCHOOL DISTRICT SAFE ROUTES TO SCHOOL EDUCATION AND ENCOURAGEMENT PROGRAM, INSTALLATION OF BIKE RACKS, AND DISTRIBUTION OF "SLOW DOWN" SIGNS TO SCHOOLS  4109995	HS	DETAIL COSTS	PE	0.0	0.0	0.0	0.0	0.0	EXEMPT
					ROW	0.0	0.0	0.0	0.0	0.0	
					CONST	0.0	0.0	0.0	0.0	0.0	
					OTHER	95.0	0.0	0.0	0.0	95.0	
				TOTAL	95.0	0.0	0.0	0.0	95.0		
				SOURCE OF FUNDS SRTS	LOCAL	0.0	0.0	0.0	0.0	0.0	
STATE	0.0	0.0	0.0		0.0	0.0					
	243  (265)	CONVERSION OF TRAFFIC SIGNALS TO LIGHT EMITTING DIODE SIGNAL INDICATIONS AT VARIOUS LOCATIONS IN THE CITY OF MILWAUKEE - PHASE IV  41000712984-06-77	HS	DETAIL COSTS	PE	0.0	0.0	0.0	0.0	0.0	EXEMPT
					ROW	0.0	0.0	0.0	0.0	0.0	
					CONST	180.0	0.0	0.0	0.0	180.0	
					OTHER	0.0	0.0	0.0	0.0	0.0	
				TOTAL	180.0	0.0	0.0	0.0	180.0		
				SOURCE OF FUNDS STP-S	LOCAL	18.0	0.0	0.0	0.0	18.0	
STATE	0.0	0.0	0.0		0.0	0.0					
	244  (699)	HOPKINS ELEMENTARY SCHOOL SRTS IMPROVEMENTS: RADAR SPD LMT AND PED YIELD SIGN INSTALL, THERMOPLASTIC PVMNT MARKINGS, REFUGE ISLAND AND TRAFFIC CIRCLE TO IMPROVE PED SAFETY IN THE CITY OF MILWAUKEE  41099961009-00-77	HS	DETAIL COSTS	PE	0.0	0.0	0.0	0.0	0.0	EXEMPT
					ROW	0.0	0.0	0.0	0.0	0.0	
					CONST	47.0	0.0	0.0	0.0	47.0	
					OTHER	0.0	0.0	0.0	0.0	0.0	
				TOTAL	47.0	0.0	0.0	0.0	47.0		
				SOURCE OF FUNDS SRTS	LOCAL	0.0	0.0	0.0	0.0	0.0	
STATE	0.0	0.0	0.0		0.0	0.0					
	245	SAFETY IMPROVEMENTS AT BURLEIGH ST, ROOSEVELT DR AND 60TH ST INTERSECTION IN THE CITY OF MILWAUKEE.  41099832555-06-00	HS	DETAIL COSTS	PE	27.0	0.0	0.0	0.0	27.0	EXEMPT
					ROW	0.0	0.0	0.0	0.0	0.0	
					CONST	249.0	0.0	0.0	0.0	249.0	
					OTHER	0.0	0.0	0.0	0.0	0.0	
				TOTAL	276.0	0.0	0.0	0.0	276.0		
				SOURCE OF FUNDS STP-S	LOCAL	27.6	0.0	0.0	0.0	27.6	
STATE	0.0	0.0	0.0		0.0	0.0					
	246  (268)	SAFETY IMPROVEMENTS ON S CESAR CHAVEZ DR FROM NATIONAL AVE (STH 59) TO GREENFIELD AVE IN THE CITY OF MILWAUKEE (0.50 MILES)  41000172967-10-00	HS	DETAIL COSTS	PE	68.0	0.0	0.0	0.0	68.0	EXEMPT
					ROW	0.0	0.0	0.0	0.0	0.0	
					CONST	492.2	0.0	0.0	0.0	492.2	
					OTHER	0.0	0.0	0.0	0.0	0.0	
				TOTAL	560.2	0.0	0.0	0.0	560.2		
				SOURCE OF FUNDS STP-S	LOCAL	56.0	0.0	0.0	0.0	56.0	
STATE	0.0	0.0	0.0		0.0	0.0					
	247  (269)	RECONSTRUCT THE FOREST HOME AVE (STH 24)/OKLAHOMA AVE/S 43RD ST INTERSECTION, PROVIDE HIGH VISIBILITY CROSSWALK TREATMENTS AND COUNTDOWN PEDESTRIAN SIGNAL HEADS TO IMPROVE PEDESTRIAN SAFETY IN THE CITY OF MILWAUKEE  41000772984-77-70	HS	DETAIL COSTS	PE	0.0	0.0	0.0	0.0	0.0	EXEMPT
					ROW	0.0	0.0	0.0	0.0	0.0	
					CONST	300.0	0.0	0.0	0.0	300.0	
					OTHER	70.0	0.0	0.0	0.0	70.0	
				TOTAL	370.0	0.0	0.0	0.0	370.0		
				SOURCE OF FUNDS SRTS	LOCAL	0.0	0.0	0.0	0.0	0.0	
STATE	0.0	0.0	0.0		0.0	0.0					
	248	SAFETY IMPROVEMENTS AT THE INTERSECTION OF LINCOLN AVE AND 35TH ST IN THE CITY OF MILWAUKEE.  41099862110-05-00	HS	DETAIL COSTS	PE	6.0	0.0	0.0	0.0	6.0	EXEMPT
					ROW	0.0	0.0	0.0	0.0	0.0	
					CONST	54.0	0.0	0.0	0.0	54.0	
					OTHER	0.0	0.0	0.0	0.0	0.0	
				TOTAL	60.0	0.0	0.0	0.0	60.0		
				SOURCE OF FUNDS STP-S	LOCAL	6.0	0.0	0.0	0.0	6.0	
STATE	0.0	0.0	0.0		0.0	0.0					

**TRANSPORTATION IMPROVEMENT PROGRAM FOR THE MILWAUKEE TRANSPORTATION MANAGEMENT AREA --  
MILWAUKEE COUNTY 2009-2012**

PROJECT SPONSOR	PROJECT			ESTIMATED COSTS (\$1,000)							AIR QUAL STAT			
	NO	DESCRIPTION / STATE ID	TYPE			2009	2010	2011	2012	Total				
MILWAUKEE (CITY)	249	TRAFFIC SIGNAL IMPROVEMENTS AT TWO CONNECTING HIGHWAY INTERSECTIONS - CONGRESS ST AND N 76TH ST, WELLS ST & 35TH ST IN THE CITY OF MILWAUKEE  41099872984-08-97	HS	DETAIL COSTS	PE	2.3	0.0	0.0	0.0	2.3	EXEMPT			
					ROW	0.0	0.0	0.0	0.0	0.0				
					CONST	10.3	10.4	0.0	0.0	20.7				
					OTHER	0.0	0.0	0.0	0.0	0.0				
				TOTAL					12.6	10.4		0.0	0.0	23.0
				SOURCE OF FUNDS STP-S	LOCAL	1.3	1.0	0.0	0.0	2.3				
					STATE	0.0	0.0	0.0	0.0	0.0				
					FEDERAL	11.3	9.4	0.0	0.0	20.7				
TOTAL					12.6	10.4	0.0	0.0	23.0					
	250	SAFETY IMPROVEMENTS AT THE INTERSECTION OF OKLAHOMA AVE AND 35TH ST IN THE CITY OF MILWAUKEE.  41099852400-10-00	HS	DETAIL COSTS	PE	5.0	0.0	0.0	0.0	5.0	EXEMPT			
					ROW	0.0	0.0	0.0	0.0	0.0				
					CONST	15.0	0.0	0.0	0.0	15.0				
					OTHER	0.0	0.0	0.0	0.0	0.0				
				TOTAL					20.0	0.0		0.0	0.0	20.0
				SOURCE OF FUNDS STP-S	LOCAL	2.0	0.0	0.0	0.0	2.0				
					STATE	0.0	0.0	0.0	0.0	0.0				
					FEDERAL	18.0	0.0	0.0	0.0	18.0				
TOTAL					20.0	0.0	0.0	0.0	20.0					
	251 (270)	STREET LIGHTING ON S 13TH ST FROM W RAWSON AVE (CTH BB) TO W COLLEGE AVE (CTH ZZ) IN THE CITY OF OAK CREEK AND THE CITY OF MILWAUKEE (1.00 MILES)  41000272505-06-90	HS	DETAIL COSTS	PE	5.0	0.0	0.0	0.0	5.0	EXEMPT			
					ROW	0.0	0.0	0.0	0.0	0.0				
					CONST	125.0	0.0	0.0	0.0	125.0				
					OTHER	0.0	0.0	0.0	0.0	0.0				
				TOTAL					130.0	0.0		0.0	0.0	130.0
				SOURCE OF FUNDS STP-M	LOCAL	26.0	0.0	0.0	0.0	26.0				
					STATE	0.0	0.0	0.0	0.0	0.0				
					FEDERAL	104.0	0.0	0.0	0.0	104.0				
TOTAL					130.0	0.0	0.0	0.0	130.0					
	252 (271)	DESIGN AND CONSTRUCTION OF SAFETY IMPROVEMENTS ON S 27TH ST (STH 241) FROM KINNICKINNIC RIVER PARKWAY TO HOWARD AVE IN THE CITY OF MILWAUKEE (1.10 MILES)  41000102265-12-00	HS	DETAIL COSTS	PE	67.5	0.0	0.0	0.0	67.5	EXEMPT			
					ROW	0.0	0.0	0.0	0.0	0.0				
					CONST	382.5	0.0	0.0	0.0	382.5				
					OTHER	0.0	0.0	0.0	0.0	0.0				
				TOTAL					450.0	0.0		0.0	0.0	450.0
				SOURCE OF FUNDS STP-S	LOCAL	45.0	0.0	0.0	0.0	45.0				
					STATE	0.0	0.0	0.0	0.0	0.0				
					FEDERAL	405.0	0.0	0.0	0.0	405.0				
TOTAL					450.0	0.0	0.0	0.0	450.0					
	253 (272)	ROADWAY GEOMETRIC IMPROVEMENTS AND TRAFFIC SIGNAL INSTALLATION AT THE INTERSECTION OF N 40TH ST AND W VLIET ST IN THE CITY OF MILWAUKEE  41000442984-18-71	HS	DETAIL COSTS	PE	0.0	0.0	0.0	0.0	0.0	EXEMPT			
					ROW	0.0	0.0	0.0	0.0	0.0				
					CONST	132.2	0.0	0.0	0.0	132.2				
					OTHER	45.0	0.0	0.0	0.0	45.0				
				TOTAL					177.2	0.0		0.0	0.0	177.2
				SOURCE OF FUNDS STP-S	LOCAL	35.4	0.0	0.0	0.0	35.4				
					STATE	0.0	0.0	0.0	0.0	0.0				
					FEDERAL	141.8	0.0	0.0	0.0	141.8				
TOTAL					177.2	0.0	0.0	0.0	177.2					
	254 (273)	IMPROVE RAILROAD CROSSINGS, INSTALL SIGNS, AND PAVEMENT MARKINGS FOR BIKE LANES, IMPROVE CROSSINGS AND REPAVE ROADWAY SEGMENTS WHERE NEEDED (3.70 MILES)  41001001300-06-01	EE	DETAIL COSTS	PE	0.0	0.0	0.0	0.0	0.0	EXEMPT			
					ROW	0.0	0.0	0.0	0.0	0.0				
					CONST	0.0	2,032.9	0.0	0.0	2,032.9				
					OTHER	0.0	0.0	0.0	0.0	0.0				
				TOTAL					0.0	2,032.9		0.0	0.0	2,032.9
				SOURCE OF FUNDS COMB	LOCAL	0.0	406.6	0.0	0.0	406.6				
					STATE	0.0	0.0	0.0	0.0	0.0				
					FEDERAL	0.0	1,626.3	0.0	0.0	1,626.3				
TOTAL					0.0	2,032.9	0.0	0.0	2,032.9					
	255 (755)	CLEAN FLEET EMISSIONS REDUCTION INITIATIVE IN THE CITY OF MILWAUKEE  4109989	EE	DETAIL COSTS	PE	0.0	0.0	0.0	0.0	0.0	EXEMPT			
					ROW	0.0	0.0	0.0	0.0	0.0				
					CONST	0.0	0.0	0.0	0.0	0.0				
					OTHER	504.5	0.0	0.0	0.0	504.5				
				TOTAL					504.5	0.0		0.0	0.0	504.5
				SOURCE OF FUNDS CMAQ	LOCAL	240.0	0.0	0.0	0.0	240.0				
					STATE	0.0	0.0	0.0	0.0	0.0				
					FEDERAL	264.5	0.0	0.0	0.0	264.5				
TOTAL					504.5	0.0	0.0	0.0	504.5					
	256 (274)	UPDATE OF THE CITY OF MILWAUKEE BICYCLE PLAN  41001292984-35-00	EE	DETAIL COSTS	PE	75.0	0.0	0.0	0.0	75.0	EXEMPT			
					ROW	0.0	0.0	0.0	0.0	0.0				
					CONST	0.0	0.0	0.0	0.0	0.0				
					OTHER	0.0	0.0	0.0	0.0	0.0				
				TOTAL					75.0	0.0		0.0	0.0	75.0
				SOURCE OF FUNDS STP-E	LOCAL	15.0	0.0	0.0	0.0	15.0				
					STATE	0.0	0.0	0.0	0.0	0.0				
					FEDERAL	60.0	0.0	0.0	0.0	60.0				
TOTAL					75.0	0.0	0.0	0.0	75.0					

**TRANSPORTATION IMPROVEMENT PROGRAM FOR THE MILWAUKEE TRANSPORTATION MANAGEMENT AREA --  
MILWAUKEE COUNTY 2009-2012**

PROJECT SPONSOR	PROJECT			ESTIMATED COSTS (\$1,000)							AIR QUAL STAT
	NO	DESCRIPTION / STATE ID	TYPE			2009	2010	2011	2012	Total	
MILWAUKEE (CITY)	257  (275)	UPDATE AND DISTRIBUTE CITY OF MILWAUKEE BICYCLE ROUTE MAPS  41000142984-11-09	EE	DETAIL COSTS	PE	2.0	0.0	0.0	0.0	2.0	EXEMPT
					ROW	0.0	0.0	0.0	0.0	0.0	
					CONST	0.0	0.0	0.0	0.0	0.0	
					OTHER	8.0	0.0	0.0	0.0	8.0	
					TOTAL	10.0	0.0	0.0	0.0	10.0	
				SOURCE OF FUNDS STP-E	LOCAL	2.0	0.0	0.0	0.0	2.0	
STATE	0.0	0.0	0.0		0.0	0.0					
FEDERAL	8.0	0.0	0.0		0.0	8.0					
TOTAL	10.0	0.0	0.0		0.0	10.0					
TOTAL	10.0	0.0	0.0		0.0	10.0					
	258  (276)	EVALUATION, SELECTION, DESIGNATION AND SPOT IMPROVEMENT OF BICYCLE ROUTES ON EXISTING STREETS IN THE CITY OF MILWAUKEE  41001412984-11-72	EE	DETAIL COSTS	PE	20.0	0.0	0.0	0.0	20.0	EXEMPT
					ROW	0.0	0.0	0.0	0.0	0.0	
					CONST	130.2	0.0	0.0	0.0	130.2	
					OTHER	0.0	0.0	0.0	0.0	0.0	
					TOTAL	150.2	0.0	0.0	0.0	150.2	
				SOURCE OF FUNDS CMAQ	LOCAL	30.0	0.0	0.0	0.0	30.0	
STATE	0.0	0.0	0.0		0.0	0.0					
FEDERAL	120.2	0.0	0.0		0.0	120.2					
TOTAL	150.2	0.0	0.0		0.0	150.2					
TOTAL	150.2	0.0	0.0		0.0	150.2					
	259  (277)	CREATE EXCLUSIVE BICYCLE LANES ON VARIOUS ROADWAYS THROUGHOUT THE CITY OF MILWAUKEE (42.0 MILES)  41069502984-41-70	EE	DETAIL COSTS	PE	0.0	0.0	0.0	0.0	0.0	EXEMPT
					ROW	0.0	0.0	0.0	0.0	0.0	
					CONST	480.0	0.0	0.0	0.0	480.0	
					OTHER	0.0	0.0	0.0	0.0	0.0	
					TOTAL	480.0	0.0	0.0	0.0	480.0	
				SOURCE OF FUNDS CMAQ	LOCAL	96.0	0.0	0.0	0.0	96.0	
STATE	0.0	0.0	0.0		0.0	0.0					
FEDERAL	384.0	0.0	0.0		0.0	384.0					
TOTAL	480.0	0.0	0.0		0.0	480.0					
TOTAL	480.0	0.0	0.0		0.0	480.0					
	260  (752)	INSTALLATION OF BICYCLE LANES ON VARIOUS ARTERIAL ROADWAYS IN THE CITY OF MILWAUKEE  4109988	EE	DETAIL COSTS	PE	0.0	10.0	10.0	0.0	20.0	EXEMPT
					ROW	0.0	0.0	0.0	0.0	0.0	
					CONST	0.0	165.0	165.0	0.0	330.0	
					OTHER	0.0	0.0	0.0	0.0	0.0	
					TOTAL	0.0	175.0	175.0	0.0	350.0	
				SOURCE OF FUNDS CMAQ	LOCAL	0.0	35.0	35.0	0.0	70.0	
STATE	0.0	0.0	0.0		0.0	0.0					
FEDERAL	0.0	140.0	140.0		0.0	280.0					
TOTAL	0.0	175.0	175.0		0.0	350.0					
TOTAL	0.0	175.0	175.0		0.0	350.0					
	261  (279)	CONSTRUCTION OF THE BEERLINE BIKE/RECREATIONAL CORRIDOR FROM E CHAMBERS ST TO E HOLTON AVE IN THE CITY OF MILWAUKEE (0.56 MILES)  41001272984-34-70	EE	DETAIL COSTS	PE	0.0	0.0	0.0	0.0	0.0	EXEMPT
					ROW	0.0	0.0	0.0	0.0	0.0	
					CONST	200.0	0.0	0.0	0.0	200.0	
					OTHER	0.0	0.0	0.0	0.0	0.0	
					TOTAL	200.0	0.0	0.0	0.0	200.0	
				SOURCE OF FUNDS STP-E	LOCAL	40.0	0.0	0.0	0.0	40.0	
STATE	0.0	0.0	0.0		0.0	0.0					
FEDERAL	160.0	0.0	0.0		0.0	160.0					
TOTAL	200.0	0.0	0.0		0.0	200.0					
TOTAL	200.0	0.0	0.0		0.0	200.0					
	262  (280)	DESIGN AND CONSTRUCTION OF HANK AARON BIKE TRAIL FROM DOYNE PARK TO MILLER PARK IN MENOMONEE VALLEY IN THE CITY OF MILWAUKEE  41001812984-23-00	EE	DETAIL COSTS	PE	80.0	0.0	0.0	0.0	80.0	EXEMPT
					ROW	10.0	0.0	0.0	0.0	10.0	
					CONST	0.0	640.0	0.0	0.0	640.0	
					OTHER	0.0	0.0	0.0	0.0	0.0	
					TOTAL	90.0	640.0	0.0	0.0	730.0	
				SOURCE OF FUNDS CMAQ	LOCAL	18.0	128.0	0.0	0.0	146.0	
STATE	0.0	0.0	0.0		0.0	0.0					
FEDERAL	72.0	512.0	0.0		0.0	584.0					
TOTAL	90.0	640.0	0.0		0.0	730.0					
TOTAL	90.0	640.0	0.0		0.0	730.0					
	263  (281)	DESIGN AND CONSTRUCTION OF HANK AARON BIKE TRAIL FROM MILLER PARK TO EMMBER LANE IN THE CITY OF MILWAUKEE (2.20 MILES)  41001472984-23-00	EE	DETAIL COSTS	PE	0.0	0.0	0.0	0.0	0.0	EXEMPT
					ROW	0.0	0.0	0.0	0.0	0.0	
					CONST	300.0	700.0	0.0	0.0	1,000.0	
					OTHER	0.0	0.0	0.0	0.0	0.0	
					TOTAL	300.0	700.0	0.0	0.0	1,000.0	
				SOURCE OF FUNDS CMAQ	LOCAL	60.0	140.0	0.0	0.0	200.0	
STATE	240.0	560.0	0.0		0.0	800.0					
FEDERAL	0.0	0.0	0.0		0.0	0.0					
TOTAL	300.0	700.0	0.0		0.0	1,000.0					
TOTAL	300.0	700.0	0.0		0.0	1,000.0					
	264  (285)	BIKE/PED CONNECTIONS TO HANK AARON TRAIL IN MENOMONEE VALLEY IN THE CITY OF MILWAUKEE  41000842984-23-01	EE	DETAIL COSTS	PE	500.0	0.0	0.0	0.0	500.0	EXEMPT
					ROW	300.0	0.0	0.0	0.0	300.0	
					CONST	0.0	1,653.0	0.0	0.0	1,653.0	
					OTHER	0.0	0.0	0.0	0.0	0.0	
					TOTAL	800.0	1,653.0	0.0	0.0	2,453.0	
				SOURCE OF FUNDS OTHER FHWA	LOCAL	160.0	330.6	0.0	0.0	490.6	
STATE	0.0	0.0	0.0		0.0	0.0					
FEDERAL	640.0	1,322.4	0.0		0.0	1,962.4					
TOTAL	800.0	1,653.0	0.0		0.0	2,453.0					
TOTAL	800.0	1,653.0	0.0		0.0	2,453.0					

**TRANSPORTATION IMPROVEMENT PROGRAM FOR THE MILWAUKEE TRANSPORTATION MANAGEMENT AREA --  
MILWAUKEE COUNTY 2009-2012**

PROJECT SPONSOR	PROJECT			ESTIMATED COSTS (\$1,000)						AIR QUAL STAT
	NO	DESCRIPTION / STATE ID	TYPE		2009	2010	2011	2012	Total	
MILWAUKEE (CITY)	265 (282)	CONSTRUCT HANK AARON TRAIL - AIRLINE YARDS SEGMENT - IN MENOMONEE VALLEY IN THE CITY OF MILWAUKEE (1.66 MILES)  4100081 2984-43-70	EE	DETAIL COSTS	PE	0.0	0.0	0.0	0.0	EXEMPT
					ROW	0.0	0.0	0.0	0.0	
					CONST	215.0	503.4	0.0	718.4	
					OTHER	0.0	0.0	0.0	0.0	
					TOTAL	215.0	503.4	0.0	718.4	
				SOURCE OF FUNDS STP-E	LOCAL	43.0	100.7	0.0	143.7	
					STATE	0.0	0.0	0.0	0.0	
					FEDERAL	172.0	402.7	0.0	574.7	
					TOTAL	215.0	503.4	0.0	718.4	
					TOTAL	215.0	503.4	0.0	718.4	
	266 (284)	CONSTRUCTION OF A BICYCLE TRAIL ALONG THE FORMER UP RR ROW FROM 6TH AND ROSEDALE TO E WASHINGTON AVE IN THE CITY OF MILWAUKEE (2.20 MILES)  4100021 2984-24-70	EE	DETAIL COSTS	PE	0.0	0.0	0.0	0.0	EXEMPT
					ROW	0.0	0.0	0.0	0.0	
					CONST	1,600.0	0.0	0.0	1,600.0	
					OTHER	0.0	0.0	0.0	0.0	
					TOTAL	1,600.0	0.0	0.0	1,600.0	
				SOURCE OF FUNDS CMAQ	LOCAL	320.0	0.0	0.0	320.0	
					STATE	0.0	0.0	0.0	0.0	
					FEDERAL	1,280.0	0.0	0.0	1,280.0	
					TOTAL	1,600.0	0.0	0.0	1,600.0	
					TOTAL	1,600.0	0.0	0.0	1,600.0	
	267 (297)	INSTALLATION OF A COMPUTER-CONTROLLED SYSTEM INTEGRATING 21 TRAFFIC SIGNALS ON THE SOUTH SIDE OF THE CITY OF MILWAUKEE  4100080 2984-02-09	EE	DETAIL COSTS	PE	0.0	0.0	0.0	0.0	EXEMPT
					ROW	0.0	0.0	0.0	0.0	
					CONST	297.0	0.0	0.0	297.0	
					OTHER	0.0	0.0	0.0	0.0	
					TOTAL	297.0	0.0	0.0	297.0	
				SOURCE OF FUNDS CMAQ	LOCAL	59.4	0.0	0.0	59.4	
					STATE	0.0	0.0	0.0	0.0	
					FEDERAL	237.6	0.0	0.0	237.6	
					TOTAL	297.0	0.0	0.0	297.0	
					TOTAL	297.0	0.0	0.0	297.0	
	268 (753)	INSTALLATION OF COORDINATED TRAFFIC SIGNALS AT SIX ALL-WAY STOP CONTROLLED INTERSECTIONS IN THE CITY OF MILWAUKEE  4109990	EE	DETAIL COSTS	PE	40.0	0.0	0.0	40.0	EXEMPT
					ROW	0.0	0.0	0.0	0.0	
					CONST	350.0	0.0	0.0	350.0	
					OTHER	0.0	0.0	0.0	0.0	
					TOTAL	390.0	0.0	0.0	390.0	
				SOURCE OF FUNDS CMAQ	LOCAL	78.0	0.0	0.0	78.0	
					STATE	0.0	0.0	0.0	0.0	
					FEDERAL	312.0	0.0	0.0	312.0	
					TOTAL	390.0	0.0	0.0	390.0	
					TOTAL	390.0	0.0	0.0	390.0	
	269 (754)	EXPANSION OF THE TRAFFIC ADAPTIVE SIGNAL SYSTEM TO INCLUDE S 27TH ST, W FOREST HOME AVE, AND W OKLAHOMA AVE IN THE CITY OF MILWAUKEE  4109992	EE	DETAIL COSTS	PE	150.0	0.0	0.0	150.0	EXEMPT
					ROW	0.0	0.0	0.0	0.0	
					CONST	0.0	420.0	0.0	420.0	
					OTHER	0.0	0.0	0.0	0.0	
					TOTAL	150.0	420.0	0.0	570.0	
				SOURCE OF FUNDS CMAQ	LOCAL	30.0	84.0	0.0	114.0	
					STATE	0.0	0.0	0.0	0.0	
					FEDERAL	120.0	336.0	0.0	456.0	
					TOTAL	150.0	420.0	0.0	570.0	
					TOTAL	150.0	420.0	0.0	570.0	
	270 (298)	DEVELOPMENT AND INSTALLATION OF OPTIMIZED TRAFFIC SIGNAL OPERATION FOR SPECIAL EVENTS AT THE FESTIVAL GROUNDS IN THE CITY OF MILWAUKEE  4100039 2984-10-96	EE	DETAIL COSTS	PE	0.0	0.0	0.0	0.0	EXEMPT
					ROW	0.0	0.0	0.0	0.0	
					CONST	121.0	0.0	0.0	121.0	
					OTHER	0.0	0.0	0.0	0.0	
					TOTAL	121.0	0.0	0.0	121.0	
				SOURCE OF FUNDS CMAQ	LOCAL	24.2	0.0	0.0	24.2	
					STATE	0.0	0.0	0.0	0.0	
					FEDERAL	96.8	0.0	0.0	96.8	
					TOTAL	121.0	0.0	0.0	121.0	
					TOTAL	121.0	0.0	0.0	121.0	
	271 (299)	SUMMERFEST PARKING MANAGEMENT SYSTEM IN THE CITY OF MILWAUKEE  4100183 2984-21-00	EE	DETAIL COSTS	PE	0.0	0.0	0.0	0.0	EXEMPT
					ROW	0.0	0.0	0.0	0.0	
					CONST	1,210.0	0.0	0.0	1,210.0	
					OTHER	0.0	0.0	0.0	0.0	
					TOTAL	1,210.0	0.0	0.0	1,210.0	
				SOURCE OF FUNDS CMAQ	LOCAL	242.0	0.0	0.0	242.0	
					STATE	0.0	0.0	0.0	0.0	
					FEDERAL	968.0	0.0	0.0	968.0	
					TOTAL	1,210.0	0.0	0.0	1,210.0	
					TOTAL	1,210.0	0.0	0.0	1,210.0	
	272 (300)	INSTALLATION OF GUIDE SIGNS TO DIRECT MOTORISTS TO PARKING IN THE CITY OF MILWAUKEE  4100400 1693-26-08	EE	DETAIL COSTS	PE	0.0	0.0	0.0	0.0	EXEMPT
					ROW	0.0	0.0	0.0	0.0	
					CONST	85.0	0.0	0.0	85.0	
					OTHER	0.0	0.0	0.0	0.0	
					TOTAL	85.0	0.0	0.0	85.0	
				SOURCE OF FUNDS CMAQ	LOCAL	17.0	0.0	0.0	17.0	
					STATE	0.0	0.0	0.0	0.0	
					FEDERAL	68.0	0.0	0.0	68.0	
					TOTAL	85.0	0.0	0.0	85.0	
					TOTAL	85.0	0.0	0.0	85.0	



**TRANSPORTATION IMPROVEMENT PROGRAM FOR THE MILWAUKEE TRANSPORTATION MANAGEMENT AREA --  
MILWAUKEE COUNTY 2009-2012**

PROJECT SPONSOR	PROJECT			ESTIMATED COSTS (\$1,000)							AIR QUAL STAT
	NO	DESCRIPTION / STATE ID	TYPE			2009	2010	2011	2012	Total	
MILWAUKEE (CITY)	273  (301)	IMPLEMENTATION OF AN ADVANCED PARKING GUIDANCE SYSTEM FOR GUIDING MOTORISTS TO PARKING FACILITIES WITHIN ONE BLOCK OF THE SUMMERFEST SHUTTLE BUS ROUTE (PHASE II)	EE	DETAIL COSTS	PE	41.0	0.0	0.0	0.0	41.0	EXEMPT
					ROW	0.0	0.0	0.0	0.0	0.0	
					CONST	969.0	0.0	0.0	0.0	969.0	
					OTHER	0.0	0.0	0.0	0.0	0.0	
				TOTAL	1,010.0	0.0	0.0	0.0	1,010.0		
				SOURCE OF FUNDS CMAQ	LOCAL	202.0	0.0	0.0	0.0	202.0	
STATE	0.0	0.0	0.0		0.0	0.0					
				FEDERAL	808.0	0.0	0.0	0.0	808.0		
				TOTAL	1,010.0	0.0	0.0	0.0	1,010.0		
	4106850	1693-37-00									
	274  (288)	STREETSCAPE ENHANCEMENTS ON W NATIONAL AVE (STH 59) FROM S 27TH ST AND S 39TH ST IN THE CITY OF MILWAUKEE (1.50 MILES)	EE	DETAIL COSTS	PE	0.0	0.0	0.0	0.0	0.0	EXEMPT
					ROW	0.0	0.0	0.0	0.0	0.0	
					CONST	600.0	0.0	0.0	0.0	600.0	
					OTHER	0.0	0.0	0.0	0.0	0.0	
				TOTAL	600.0	0.0	0.0	0.0	600.0		
				SOURCE OF FUNDS STP-E	LOCAL	120.0	0.0	0.0	0.0	120.0	
STATE	0.0	0.0	0.0		0.0	0.0					
				FEDERAL	480.0	0.0	0.0	0.0	480.0		
				TOTAL	600.0	0.0	0.0	0.0	600.0		
	4100059	2410-12-70									
	275  (283)	MARSUPIAL BRIDGE IMPROVEMENTS (HOLTON ST VIADUCT) IN THE CITY OF MILWAUKEE	EE	DETAIL COSTS	PE	0.0	0.0	0.0	0.0	0.0	EXEMPT
					ROW	0.0	0.0	0.0	0.0	0.0	
					CONST	600.0	0.0	0.0	0.0	600.0	
					OTHER	0.0	0.0	0.0	0.0	0.0	
				TOTAL	600.0	0.0	0.0	0.0	600.0		
				SOURCE OF FUNDS OTHER FHWA	LOCAL	120.0	0.0	0.0	0.0	120.0	
STATE	0.0	0.0	0.0		0.0	0.0					
				FEDERAL	480.0	0.0	0.0	0.0	480.0		
				TOTAL	600.0	0.0	0.0	0.0	600.0		
	4100083	2984-23-72									
	276  (292)	INSTALL IMPROVED BUS SHELTERS AND BICYCLE RACKS, AND CONSTRUCT STREETSCAPE ENHANCEMENTS ALONG W NORTH AVE FROM MARTIN LUTHER KING JR DR TO N 7TH ST (0.31 MILES)	EE	DETAIL COSTS	PE	0.0	0.0	0.0	0.0	0.0	EXEMPT
					ROW	0.0	0.0	0.0	0.0	0.0	
					CONST	432.0	0.0	0.0	0.0	432.0	
					OTHER	0.0	0.0	0.0	0.0	0.0	
				TOTAL	432.0	0.0	0.0	0.0	432.0		
				SOURCE OF FUNDS CMAQ	LOCAL	86.4	0.0	0.0	0.0	86.4	
STATE	0.0	0.0	0.0		0.0	0.0					
				FEDERAL	345.6	0.0	0.0	0.0	345.6		
				TOTAL	432.0	0.0	0.0	0.0	432.0		
	4106960	2135-04-70									
	277  (293)	STREETSCAPE ENHANCEMENTS ON W SILVER SPRING AVE FROM N 68TH ST TO N 43RD ST IN THE CITY OF MILWAUKEE: LIGHTING ENHANCEMENTS, CROSSWALK IMPROVEMENTS, SIGNAGE, AND LANDSCAPING	EE	DETAIL COSTS	PE	0.0	0.0	0.0	0.0	0.0	EXEMPT
					ROW	0.0	0.0	0.0	0.0	0.0	
					CONST	240.0	0.0	0.0	0.0	240.0	
					OTHER	0.0	0.0	0.0	0.0	0.0	
				TOTAL	240.0	0.0	0.0	0.0	240.0		
				SOURCE OF FUNDS OTHER FHWA	LOCAL	48.0	0.0	0.0	0.0	48.0	
STATE	0.0	0.0	0.0		0.0	0.0					
				FEDERAL	192.0	0.0	0.0	0.0	192.0		
				TOTAL	240.0	0.0	0.0	0.0	240.0		
	4100082	2090-12-70									
	278	INSTALLATION OF ANTI-SLIP TREATMENTS IN BIKE LANES ON LIFT BRIDGES AT WATER ST., PLEASANT ST., WISCONSIN AVE., AND JUNEAU AVE IN THE CITY OF MILWAUKEE.	EE	DETAIL COSTS	PE	0.0	100.0	0.0	0.0	100.0	EXEMPT
					ROW	0.0	0.0	0.0	0.0	0.0	
					CONST	0.0	600.0	0.0	0.0	600.0	
					OTHER	0.0	0.0	0.0	0.0	0.0	
				TOTAL	0.0	700.0	0.0	0.0	700.0		
				SOURCE OF FUNDS STP-E	LOCAL	0.0	180.0	0.0	0.0	180.0	
STATE	0.0	0.0	0.0		0.0	0.0					
				FEDERAL	0.0	520.0	0.0	0.0	520.0		
				TOTAL	0.0	700.0	0.0	0.0	700.0		
	4109981										
	279  (294)	DESIGN AND CONSTRUCTION OF WALKWAY ENHANCEMENTS ALONG WISCONSIN AVE AND WATER ST IN THE CITY OF MILWAUKEE CBD (PHASES I-III)	EE	DETAIL COSTS	PE	0.0	0.0	0.0	0.0	0.0	EXEMPT
					ROW	0.0	0.0	0.0	0.0	0.0	
					CONST	1,570.0	0.0	0.0	0.0	1,570.0	
					OTHER	0.0	0.0	0.0	0.0	0.0	
				TOTAL	1,570.0	0.0	0.0	0.0	1,570.0		
				SOURCE OF FUNDS CMAQ	LOCAL	314.0	0.0	0.0	0.0	314.0	
STATE	0.0	0.0	0.0		0.0	0.0					
				FEDERAL	1,256.0	0.0	0.0	0.0	1,256.0		
				TOTAL	1,570.0	0.0	0.0	0.0	1,570.0		
	4100101	2190-06-70									
	280  (295)	DESIGN AND CONSTRUCTION OF STREETSCAPE ENHANCEMENTS ALONG WISCONSIN AVE AND WATER ST IN THE CITY OF MILWAUKEE CBD (PHASE IV) (2.62 MILES)	EE	DETAIL COSTS	PE	0.0	0.0	0.0	0.0	0.0	EXEMPT
					ROW	0.0	0.0	0.0	0.0	0.0	
					CONST	775.0	0.0	0.0	0.0	775.0	
					OTHER	0.0	0.0	0.0	0.0	0.0	
				TOTAL	775.0	0.0	0.0	0.0	775.0		
				SOURCE OF FUNDS CMAQ	LOCAL	155.0	0.0	0.0	0.0	155.0	
STATE	0.0	0.0	0.0		0.0	0.0					
				FEDERAL	620.0	0.0	0.0	0.0	620.0		
				TOTAL	775.0	0.0	0.0	0.0	775.0		
	4100061	1693-31-77									

**TRANSPORTATION IMPROVEMENT PROGRAM FOR THE MILWAUKEE TRANSPORTATION MANAGEMENT AREA --  
MILWAUKEE COUNTY 2009-2012**

PROJECT SPONSOR	PROJECT			ESTIMATED COSTS (\$1,000)							AIR QUAL STAT
	NO	DESCRIPTION / STATE ID	TYPE			2009	2010	2011	2012	Total	
MILWAUKEE (CITY)	281  (296)	CONSTRUCT STREETScape ENHANCEMENTS ALONG WATER ST FROM ST. PAUL AVE TO KNAPP ST; ALONG 5TH ST FROM CLYBOURN ST TO WISCONSIN AVE; DEVELOP A PEDESTRIAN WAYFINDING SYSTEM  4106970	EE	DETAIL COSTS	PE	625.0	0.0	0.0	0.0	625.0	EXEMPT
					ROW	0.0	0.0	0.0	0.0	0.0	
					CONST	5,625.0	0.0	0.0	0.0	5,625.0	
					OTHER	0.0	0.0	0.0	0.0	0.0	
				TOTAL	6,250.0	0.0	0.0	0.0	6,250.0		
				SOURCE OF FUNDS CMAQ	LOCAL	1,250.0	0.0	0.0	0.0	1,250.0	
STATE	0.0	0.0	0.0		0.0	0.0					
	282  (303)	STREETScape ENHANCEMENTS OF 27TH ST FROM HIGHLAND BLVD TO ST. PAUL AVE IN THE CITY OF MILWAUKEE.  4109982	EE	DETAIL COSTS	PE	128.7	0.0	0.0	0.0	128.7	EXEMPT
					ROW	0.0	0.0	0.0	0.0	0.0	
					CONST	0.0	858.0	0.0	0.0	858.0	
					OTHER	0.0	0.0	0.0	0.0	0.0	
				TOTAL	128.7	858.0	0.0	0.0	986.7		
				SOURCE OF FUNDS STP-E	LOCAL	25.7	171.6	0.0	0.0	197.3	
STATE	0.0	0.0	0.0		0.0	0.0					
	283  (303)	RECONSTRUCTION WITH ADDITIONAL LANES OF DREXEL AVE FROM S 27TH ST (STH 241) TO S 13TH ST (CTH V) IN THE CITY OF OAK CREEK (1.0 MILES)  4110020	HI	DETAIL COSTS	PE	0.0	0.0	0.0	0.0	0.0	NON-EXEMPT
					ROW	0.0	0.0	0.0	0.0	0.0	
					CONST	2,000.0	2,000.0	0.0	0.0	4,000.0	
					OTHER	0.0	0.0	0.0	0.0	0.0	
				TOTAL	2,000.0	2,000.0	0.0	0.0	4,000.0		
				SOURCE OF FUNDS	LOCAL	2,000.0	2,000.0	0.0	0.0	4,000.0	
STATE	0.0	0.0	0.0		0.0	0.0					
	284  (304)	BRIDGE REHABILITATION OF RANGE LINE RD BRIDGE OVER THE MILWAUKEE RIVER IN THE VILLAGE OF RIVER HILLS (P-40-0700)  4120002 2968-02-70	HP	DETAIL COSTS	PE	0.0	0.0	0.0	0.0	0.0	EXEMPT
					ROW	0.0	0.0	0.0	0.0	0.0	
					CONST	114.8	0.0	0.0	0.0	114.8	
					OTHER	0.0	0.0	0.0	0.0	0.0	
				TOTAL	114.8	0.0	0.0	0.0	114.8		
				SOURCE OF FUNDS BRP	LOCAL	23.0	0.0	0.0	0.0	23.0	
STATE	0.0	0.0	0.0		0.0	0.0					
	285  (305)	BRIDGE REHABILITATION OF RIVER RD BRIDGE, 1.2 MILES NORTH OF CTH PP OVER INDIAN CREEK IN THE VILLAGE OF RIVER HILLS (P-40-538)  4120000 2968-01-00	OH	DETAIL COSTS	PE	0.0	0.0	0.0	0.0	0.0	EXEMPT
					ROW	0.0	0.0	0.0	0.0	0.0	
					CONST	155.4	0.0	0.0	0.0	155.4	
					OTHER	0.0	0.0	0.0	0.0	0.0	
				TOTAL	155.4	0.0	0.0	0.0	155.4		
				SOURCE OF FUNDS BRP	LOCAL	31.1	0.0	0.0	0.0	31.1	
STATE	0.0	0.0	0.0		0.0	0.0					
	286  (306)	INSTALLATION AND INTERCONNECTION OF TRAFFIC SIGNALS AND SIGNING AT SELECTED HOWARD AVE INTERSECTIONS IN THE CITY OF ST. FRANCIS  4130003 2990-08-70	HP	DETAIL COSTS	PE	0.0	0.0	0.0	0.0	0.0	EXEMPT
					ROW	0.0	0.0	0.0	0.0	0.0	
					CONST	400.0	0.0	0.0	0.0	400.0	
					OTHER	0.0	0.0	0.0	0.0	0.0	
				TOTAL	400.0	0.0	0.0	0.0	400.0		
				SOURCE OF FUNDS OTHER FHWA	LOCAL	80.0	0.0	0.0	0.0	80.0	
STATE	0.0	0.0	0.0		0.0	0.0					
	287	RESURFACE S PACKARD AVE FROM E LUNHAM AVE AND E HOWARD AVE (0.5 MILE)  4139999 2185-08-70	HP	DETAIL COSTS	PE	0.0	100.0	0.0	0.0	100.0	EXEMPT
					ROW	0.0	0.0	0.0	0.0	0.0	
					CONST	0.0	0.0	633.0	0.0	633.0	
					OTHER	0.0	0.0	0.0	0.0	0.0	
				TOTAL	0.0	100.0	633.0	0.0	733.0		
				SOURCE OF FUNDS STP-M	LOCAL	0.0	20.0	126.6	0.0	146.6	
STATE	0.0	0.0	0.0		0.0	0.0					
	288	RECONSTRUCTION OF N WILSON DR FROM E CAPITOL DR (STH 190) AND THE NORTH VILLAGE LIMIT (0.87 MILE)  4149999	HP	DETAIL COSTS	PE	0.0	338.0	0.0	0.0	338.0	EXEMPT
					ROW	0.0	0.0	0.0	0.0	0.0	
					CONST	0.0	0.0	0.0	2,130.0	2,130.0	
					OTHER	0.0	0.0	0.0	0.0	0.0	
				TOTAL	0.0	338.0	0.0	2,130.0	2,468.0		
				SOURCE OF FUNDS STP-M	LOCAL	0.0	67.6	0.0	426.0	493.6	
STATE	0.0	0.0	0.0		0.0	0.0					
	288	RECONSTRUCTION OF N WILSON DR FROM E CAPITOL DR (STH 190) AND THE NORTH VILLAGE LIMIT (0.87 MILE)  4149999	HP	DETAIL COSTS	PE	0.0	338.0	0.0	0.0	338.0	EXEMPT
					ROW	0.0	0.0	0.0	0.0	0.0	
					CONST	0.0	0.0	0.0	2,130.0	2,130.0	
					OTHER	0.0	0.0	0.0	0.0	0.0	
				TOTAL	0.0	338.0	0.0	2,130.0	2,468.0		
				SOURCE OF FUNDS STP-M	LOCAL	0.0	67.6	0.0	426.0	493.6	
STATE	0.0	0.0	0.0		0.0	0.0					
	288	RECONSTRUCTION OF N WILSON DR FROM E CAPITOL DR (STH 190) AND THE NORTH VILLAGE LIMIT (0.87 MILE)  4149999	HP	DETAIL COSTS	PE	0.0	338.0	0.0	0.0	338.0	EXEMPT
					ROW	0.0	0.0	0.0	0.0	0.0	
					CONST	0.0	0.0	0.0	2,130.0	2,130.0	
					OTHER	0.0	0.0	0.0	0.0	0.0	
				TOTAL	0.0	338.0	0.0	2,130.0	2,468.0		
				SOURCE OF FUNDS STP-M	LOCAL	0.0	67.6	0.0	426.0	493.6	
STATE	0.0	0.0	0.0		0.0	0.0					
	288	RECONSTRUCTION OF N WILSON DR FROM E CAPITOL DR (STH 190) AND THE NORTH VILLAGE LIMIT (0.87 MILE)  4149999	HP	DETAIL COSTS	PE	0.0	338.0	0.0	0.0	338.0	EXEMPT
					ROW	0.0	0.0	0.0	0.0	0.0	
					CONST	0.0	0.0	0.0	2,130.0	2,130.0	
					OTHER	0.0	0.0	0.0	0.0	0.0	
				TOTAL	0.0	338.0	0.0	2,130.0	2,468.0		
				SOURCE OF FUNDS STP-M	LOCAL	0.0	67.6	0.0	426.0	493.6	
STATE	0.0	0.0	0.0		0.0	0.0					

**TRANSPORTATION IMPROVEMENT PROGRAM FOR THE MILWAUKEE TRANSPORTATION MANAGEMENT AREA --  
MILWAUKEE COUNTY 2009-2012**

PROJECT SPONSOR	PROJECT			ESTIMATED COSTS (\$1,000)							AIR QUAL STAT
	NO	DESCRIPTION / STATE ID	TYPE			2009	2010	2011	2012	Total	
SOUTH MILWAUKEE (CITY)	289	RECONSTRUCTION OF NICHOLSON AVE AND S PENNSYLVANIA AVE WITH ADDITIONAL TRAFFIC LANES FROM E RAWSON AVE (CTH BB) AND E COLLEGE AVE (CTH ZZ) (1.02 MILES)  41599992075-04-70	HI	DETAIL COSTS	PE	0.0	420.0	0.0	0.0	420.0	NON-EXEMPT
					ROW	0.0	0.0	0.0	0.0	0.0	
					CONST	0.0	0.0	0.0	4,000.0	4,000.0	
					OTHER	0.0	0.0	0.0	0.0	0.0	
				TOTAL	0.0	420.0	0.0	4,000.0	4,420.0		
				SOURCE OF FUNDS STP-M	LOCAL	0.0	84.0	0.0	800.0	884.0	
STATE	0.0	0.0	0.0		0.0	0.0					
				SOURCE OF FUNDS STP-M	FEDERAL	0.0	336.0	0.0	3,200.0	3,536.0	
					TOTAL	0.0	420.0	0.0	4,000.0	4,420.0	
					SOURCE OF FUNDS CMAQ	LOCAL	11.5	0.0	0.0	0.0	11.5
						STATE	0.0	0.0	0.0	0.0	0.0
				FEDERAL		36.8	0.0	0.0	0.0	36.8	
				TOTAL		48.3	0.0	0.0	0.0	48.3	
(308)	DESIGN NEW TIMING PLANS AND ADD ADDITIONAL VEHICLE DETECTION HARDWARE ALONG RAWSON AVE FROM 10TH AVE AND NICHOLSON AVE IN THE CITY SOUTH MILWAUKEE (1.06 MI)  41568701693-33-74	EE	DETAIL COSTS	PE	0.0	0.0	0.0	0.0	0.0	EXEMPT	
				ROW	0.0	0.0	0.0	0.0	0.0		
				CONST	48.3	0.0	0.0	0.0	48.3		
				OTHER	0.0	0.0	0.0	0.0	0.0		
			TOTAL	48.3	0.0	0.0	0.0	48.3			
			SOURCE OF FUNDS CMAQ	LOCAL	11.5	0.0	0.0	0.0	11.5		
STATE	0.0	0.0		0.0	0.0	0.0					
				SOURCE OF FUNDS CMAQ	FEDERAL	36.8	0.0	0.0	0.0	36.8	
					TOTAL	48.3	0.0	0.0	0.0	48.3	
					DETAIL COSTS	PE	0.0	0.0	0.0	0.0	0.0
						ROW	0.0	0.0	0.0	0.0	0.0
				CONST		0.0	0.0	76.0	0.0	76.0	
				OTHER		0.0	0.0	0.0	0.0	0.0	
TOTAL	0.0	0.0	76.0	0.0	76.0						
(310)	RECONSTRUCTION OF WAUWATOSA AVE FROM STATE ST TO HARWOOD AVE IN THE CITY OF WAUWATOSA (0.09 MILES)  4160006	HP	SOURCE OF FUNDS	LOCAL	0.0	0.0	76.0	0.0	76.0		
				STATE	0.0	0.0	0.0	0.0	0.0		
				FEDERAL	0.0	0.0	0.0	0.0	0.0		
				TOTAL	0.0	0.0	76.0	0.0	76.0		
			DETAIL COSTS	PE	0.0	0.0	0.0	0.0	0.0		
				ROW	0.0	0.0	0.0	0.0	0.0		
CONST	0.0	0.0		76.0	0.0	76.0					
OTHER	0.0	0.0		0.0	0.0	0.0					
TOTAL	0.0	0.0	76.0	0.0	76.0						
(312)	RECONSTRUCTION WITH ADDITIONAL TRAFFIC LANES OF WATERTOWN PLANK RD FROM STH 100 TO USH 45 IN THE CITY OF WAUWATOSA (0.57 MILES)  41600012035-05-70	HI	DETAIL COSTS	PE	44.6	44.6	0.0	0.0	89.2	NON-EXEMPT	
				ROW	0.0	2,173.2	0.0	0.0	2,173.2		
				CONST	0.0	0.0	2,677.2	0.0	2,677.2		
				OTHER	0.0	0.0	0.0	0.0	0.0		
			TOTAL	44.6	2,217.8	2,677.2	0.0	4,939.6			
			SOURCE OF FUNDS STP-M	LOCAL	8.9	443.6	535.4	0.0	987.9		
STATE	0.0	0.0		0.0	0.0	0.0					
				SOURCE OF FUNDS STP-M	FEDERAL	35.7	1,774.2	2,141.8	0.0	3,951.7	
					TOTAL	44.6	2,217.8	2,677.2	0.0	4,939.6	
					DETAIL COSTS	PE	0.0	0.0	0.0	0.0	0.0
						ROW	0.0	0.0	0.0	0.0	0.0
				CONST		245.0	0.0	0.0	0.0	245.0	
				OTHER		0.0	0.0	0.0	0.0	0.0	
TOTAL	245.0	0.0	0.0	0.0	245.0						
(701)	SAFE ROUTES TO SCHOOL IMPROVEMENTS IN THE CITY OF WAUWATOSA: CURB RAMP MODIFICATIONS, LED SCHOOL CROSSING AND RADAR SPD LMT SIGN INSTALL, AND BIKE RACKS TO IMPROVE PED SAFETY IN THE CITY OF WAUWATOSA  41699981009-00-79	HS	SOURCE OF FUNDS SRTS	LOCAL	0.0	0.0	0.0	0.0	0.0		
				STATE	0.0	0.0	0.0	0.0	0.0		
				FEDERAL	245.0	0.0	0.0	0.0	245.0		
				TOTAL	245.0	0.0	0.0	0.0	245.0		
			DETAIL COSTS	PE	0.0	0.0	0.0	0.0	0.0		
				ROW	0.0	0.0	0.0	0.0	0.0		
CONST	245.0	0.0		0.0	0.0	245.0					
OTHER	0.0	0.0		0.0	0.0	0.0					
TOTAL	245.0	0.0	0.0	0.0	245.0						
(313)	CONSTRUCTION OF A BICYCLE/PEDESTRIAN PATH ALONG THE MENOMONEE RIVER FROM HART PARK TO 63RD ST IN THE CITY OF WAUWATOSA (0.70 MILES)  41600022994-03-00	EE	DETAIL COSTS	PE	0.0	0.0	0.0	0.0	0.0	EXEMPT	
				ROW	0.0	0.0	0.0	0.0	0.0		
				CONST	630.0	0.0	0.0	0.0	630.0		
				OTHER	0.0	0.0	0.0	0.0	0.0		
			TOTAL	630.0	0.0	0.0	0.0	630.0			
			SOURCE OF FUNDS STP-E	LOCAL	206.0	0.0	0.0	0.0	206.0		
STATE	0.0	0.0		0.0	0.0	0.0					
				SOURCE OF FUNDS STP-E	FEDERAL	424.0	0.0	0.0	0.0	424.0	
					TOTAL	630.0	0.0	0.0	0.0	630.0	
					DETAIL COSTS	PE	0.0	0.0	0.0	0.0	0.0
						ROW	0.0	0.0	0.0	0.0	0.0
				CONST		650.0	0.0	0.0	0.0	650.0	
				OTHER		0.0	0.0	0.0	0.0	0.0	
TOTAL	650.0	0.0	0.0	0.0	650.0						
(295)	RESURFACING OF S 76TH ST FROM OKLAHOMA AVE (CTH NN) TO CLEVELAND AVE (0.5 MILE)  4170017	HP	SOURCE OF FUNDS	LOCAL	650.0	0.0	0.0	0.0	650.0		
				STATE	0.0	0.0	0.0	0.0	0.0		
				FEDERAL	0.0	0.0	0.0	0.0	0.0		
				TOTAL	650.0	0.0	0.0	0.0	650.0		
			DETAIL COSTS	PE	0.0	0.0	0.0	0.0	0.0		
				ROW	0.0	0.0	0.0	0.0	0.0		
CONST	650.0	0.0		0.0	0.0	650.0					
OTHER	0.0	0.0		0.0	0.0	0.0					
TOTAL	650.0	0.0	0.0	0.0	650.0						
(314)	RESURFACING OF W LINCOLN AVE FROM S 61ST ST TO S 91ST ST IN THE CITY OF WEST ALLIS (1.89 MILES)  4170000	HP	DETAIL COSTS	PE	0.0	0.0	0.0	0.0	0.0	EXEMPT	
				ROW	0.0	0.0	0.0	0.0	0.0		
				CONST	0.0	810.0	0.0	0.0	810.0		
				OTHER	0.0	0.0	0.0	0.0	0.0		
			TOTAL	0.0	810.0	0.0	0.0	810.0			
			SOURCE OF FUNDS	LOCAL	0.0	692.0	0.0	0.0	692.0		
STATE	0.0	118.0		0.0	0.0	118.0					
				SOURCE OF FUNDS	FEDERAL	0.0	0.0	0.0	0.0	0.0	
					TOTAL	0.0	810.0	0.0	0.0	810.0	
					DETAIL COSTS	PE	0.0	0.0	0.0	0.0	0.0
						ROW	0.0	0.0	0.0	0.0	0.0
				CONST		0.0	810.0	0.0	0.0	810.0	
				OTHER		0.0	0.0	0.0	0.0	0.0	
TOTAL	0.0	810.0	0.0	0.0	810.0						

**TRANSPORTATION IMPROVEMENT PROGRAM FOR THE MILWAUKEE TRANSPORTATION MANAGEMENT AREA --  
MILWAUKEE COUNTY 2009-2012**

PROJECT SPONSOR	PROJECT			ESTIMATED COSTS (\$1,000)						AIR QUAL STAT
	NO	DESCRIPTION / STATE ID	TYPE		2009	2010	2011	2012	Total	
WEST ALLIS (CITY)	297  (315)	RECONSTRUCTION OF W NATIONAL AVE FROM S 92ND ST TO 85TH ST IN THE CITY OF WEST ALLIS (0.75 MILES)  4170014 2410-11-00	HP	DETAIL COSTS	PE	265.5	0.0	0.0	265.5	EXEMPT
					ROW	0.0	378.8	0.0	378.8	
					CONST	0.0	0.0	1,375.0	1,375.0	
					OTHER	0.0	0.0	0.0	0.0	
				SOURCE OF FUNDS STP-M	TOTAL	265.5	378.8	1,375.0	2,019.3	
					LOCAL	53.1	75.8	275.0	403.9	
					STATE	0.0	0.0	0.0	0.0	
					FEDERAL	212.4	303.0	1,100.0	1,615.4	
	298  (317)	RECONSTRUCTION OF S 60TH ST FROM W LINCOLN AVE TO THE NORTH CITY LIMITS AND W GREENFIELD AVE (STH 59) FROM S 62ND ST TO S 60TH ST (1.57 MILES)  4170002 2415-06-70	HP	DETAIL COSTS	PE	0.0	0.0	0.0	0.0	EXEMPT
					ROW	63.2	0.0	0.0	63.2	
					CONST	0.0	4,548.9	0.0	4,548.9	
					OTHER	290.6	0.0	0.0	290.6	
				SOURCE OF FUNDS STP-M	TOTAL	353.8	4,548.9	0.0	4,902.7	
					LOCAL	70.8	959.4	0.0	1,030.2	
					STATE	0.0	0.0	0.0	0.0	
					FEDERAL	283.0	3,589.5	0.0	3,872.5	
	299	RESURFACE S 76TH ST FROM W GREENFIELD AVE (STH 59) AND S PIERCE ST (0.5 MILE)  4179998 2160-14-70	HP	DETAIL COSTS	PE	0.0	125.0	0.0	125.0	EXEMPT
					ROW	0.0	0.0	0.0	0.0	
					CONST	0.0	0.0	805.0	805.0	
					OTHER	0.0	0.0	0.0	0.0	
				SOURCE OF FUNDS STP-M	TOTAL	0.0	125.0	805.0	930.0	
					LOCAL	0.0	25.0	161.0	186.0	
					STATE	0.0	0.0	0.0	0.0	
					FEDERAL	0.0	100.0	644.0	744.0	
	300	CROSSWALK ENHANCEMENTS, INCREASED SIGNAGE, BICYCLE RACK INSTALLATION AND EDUCATIONAL ACTIVITIES FOR FIVE WEST ALLIS SCHOOLS THROUGH SAFE ROUTES TO SCHOOL  4179997	HS	DETAIL COSTS	PE	10.0	0.0	0.0	10.0	EXEMPT
					ROW	0.0	0.0	0.0	0.0	
					CONST	0.0	42.3	0.0	42.3	
					OTHER	66.2	0.0	0.0	66.2	
				SOURCE OF FUNDS SRTS	TOTAL	76.2	42.3	0.0	118.5	
					LOCAL	0.0	0.0	0.0	0.0	
					STATE	0.0	0.0	0.0	0.0	
					FEDERAL	76.2	42.3	0.0	118.5	
	301  (319)	CONSTRUCT A TUNNEL UNDER THE UNION PACIFIC R/R FOR CROSS-TOWN CONNECTOR BIKE TRAIL IN THE CITY OF WEST ALLIS  4176990 1693-32-74	EE	DETAIL COSTS	PE	0.0	0.0	0.0	0.0	EXEMPT
					ROW	0.0	0.0	0.0	0.0	
					CONST	1,118.9	0.0	0.0	1,118.9	
					OTHER	0.0	0.0	0.0	0.0	
				SOURCE OF FUNDS CMAQ	TOTAL	1,118.9	0.0	0.0	1,118.9	
					LOCAL	899.9	0.0	0.0	899.9	
					STATE	0.0	0.0	0.0	0.0	
					FEDERAL	219.0	0.0	0.0	219.0	
	302  (320)	CONSTRUCTION OF THE WEST ALLIS CROSS TOWN CONNECTOR BICYCLE/PEDESTRIAN TRAIL FROM S 56TH ST TO S 124TH ST ALONG THE WE ENERGIES ROW IN THE CITY OF WEST ALLIS (5.00 MILES)  4170016 2995-07-70	EE	DETAIL COSTS	PE	170.6	0.0	0.0	170.6	EXEMPT
					ROW	127.0	0.0	0.0	127.0	
					CONST	0.0	1,039.6	0.0	1,039.6	
					OTHER	400.0	0.0	0.0	400.0	
				SOURCE OF FUNDS COMB	TOTAL	697.6	1,039.6	0.0	1,737.2	
					LOCAL	139.5	207.9	0.0	347.4	
					STATE	0.0	0.0	0.0	0.0	
					FEDERAL	558.1	831.7	0.0	1,389.8	
WEST MILWAUKEE (VILLAGE)	303  (321)	RECONSTRUCTION OF W BURNHAM ST FROM S 52ND ST TO MILLER PARK WAY IN THE VILLAGE OF WEST MILWAUKEE (0.91 MILES)  4180000 2046-02-70	HP	DETAIL COSTS	PE	0.0	0.0	0.0	0.0	EXEMPT
					ROW	0.0	0.0	0.0	0.0	
					CONST	1,419.0	0.0	0.0	1,419.0	
					OTHER	0.0	0.0	0.0	0.0	
				SOURCE OF FUNDS STP-M	TOTAL	1,419.0	0.0	0.0	1,419.0	
					LOCAL	283.8	0.0	0.0	283.8	
					STATE	0.0	0.0	0.0	0.0	
					FEDERAL	1,135.2	0.0	0.0	1,135.2	
	304	CROSSWALK ENHANCEMENTS, INCREASED SIGNAGE, BICYCLE RACK INSTALLATION AND EDUCATIONAL ACTIVITIES AT WEST MILWAUKEE MIDDLE SCHOOL THROUGH SAFE ROUTES TO SCHOOL IN THE VILLAGE OF WEST MILWAUKEE  4180001	HS	DETAIL COSTS	PE	0.0	0.0	0.0	0.0	EXEMPT
					ROW	0.0	0.0	0.0	0.0	
					CONST	16.0	0.0	0.0	16.0	
					OTHER	6.0	0.0	0.0	6.0	
				SOURCE OF FUNDS SRTS	TOTAL	22.0	0.0	0.0	22.0	
					LOCAL	0.0	0.0	0.0	0.0	
					STATE	0.0	0.0	0.0	0.0	
					FEDERAL	22.0	0.0	0.0	22.0	

**TRANSPORTATION IMPROVEMENT PROGRAM FOR THE MILWAUKEE TRANSPORTATION MANAGEMENT AREA --  
MILWAUKEE COUNTY 2009-2012**

PROJECT SPONSOR	PROJECT			ESTIMATED COSTS (\$1,000)						AIR QUAL STAT
	NO	DESCRIPTION / STATE ID	TYPE		2009	2010	2011	2012	Total	
WHITEFISH BAY (VILLAGE)	305  (703)	SAFETY IMPROVEMENTS TO INTERSECTION OF OAKLAND AVE AND CUMBERLAND BLVD TO PROMOTE PEDESTRIAN SAFETY IN THE VILLAGE OF WHITEFISH BAY  4199999 1009-01-72	HS	DETAIL COSTS	PE	0.0	0.0	0.0	0.0	EXEMPT
					ROW	0.0	0.0	0.0	0.0	
					CONST	60.0	0.0	0.0	0.0	
					OTHER	0.0	0.0	0.0	0.0	
				SOURCE OF FUNDS SRTS	TOTAL	60.0	0.0	0.0	60.0	
					LOCAL	0.0	0.0	0.0	0.0	
					STATE	0.0	0.0	0.0	0.0	
					FEDERAL	60.0	0.0	0.0	60.0	
MILWAUKEE CAREERS COOPERATIVE, INC.	306  (724)	OPERATING ASSISTANCE FOR EMPLOYMENT TRANSPORTATION SERVICES FOR LOW-INCOME PERSONS IN MILWAUKEE COUNTY  4259999	TP	DETAIL COSTS	PE	0.0	0.0	0.0	0.0	EXEMPT
					ROW	0.0	0.0	0.0	0.0	
					CONST	0.0	0.0	0.0	0.0	
					OTHER	668.1	0.0	0.0	668.1	
				SOURCE OF FUNDS FTA 5316	TOTAL	668.1	0.0	0.0	668.1	
					LOCAL	183.5	0.0	0.0	183.5	
					STATE	162.4	0.0	0.0	162.4	
					FEDERAL	322.2	0.0	0.0	322.2	
V.E. CARTER DEVELOPMENT GROUP, INC.	307  (725)	OPERATING ASSISTANCE FOR CHILDCARE TRANSPORTATION SERVICES FOR FAMILIES ENROLLED IN THE WISCONSIN WORKS (W-2) PROGRAM IN MILWAUKEE COUNTY  4269999	TP	DETAIL COSTS	PE	0.0	0.0	0.0	0.0	EXEMPT
					ROW	0.0	0.0	0.0	0.0	
					CONST	0.0	0.0	0.0	0.0	
					OTHER	762.2	0.0	0.0	762.2	
				SOURCE OF FUNDS FTA 5316	TOTAL	762.2	0.0	0.0	762.2	
					LOCAL	205.8	0.0	0.0	205.8	
					STATE	175.3	0.0	0.0	175.3	
					FEDERAL	381.1	0.0	0.0	381.1	
HARRY & SAMSON FAMILY JEWISH COMMUNITY CENTER	308	ELDERLY/DISABLED TRANSPORTATION SEC. 5310 HARRY & SAMSON FAMILY JEWISH COMMUNITY CENTER - 2 MEDIUM BUSES, ACCESSIBLE  4009985	TP	DETAIL COSTS	PE	0.0	0.0	0.0	0.0	EXEMPT
					ROW	0.0	0.0	0.0	0.0	
					CONST	0.0	0.0	0.0	0.0	
					OTHER	72.5	96.0	0.0	168.5	
				SOURCE OF FUNDS FTA 5310	TOTAL	72.5	96.0	0.0	168.5	
					LOCAL	14.5	19.2	0.0	33.7	
					STATE	0.0	0.0	0.0	0.0	
					FEDERAL	58.0	76.8	0.0	134.8	
SERVANT MANOR	309	DRIVE PROGRAM SHUTTLE SERVICE FOR TRANSPORTATION OF YOUNG ADULTS IN MILWAUKEE COUNTY  4319999	TP	DETAIL COSTS	PE	0.0	0.0	0.0	0.0	EXEMPT
					ROW	0.0	0.0	0.0	0.0	
					CONST	0.0	0.0	0.0	0.0	
					OTHER	396.4	0.0	0.0	396.4	
				SOURCE OF FUNDS FTA 5316	TOTAL	396.4	0.0	0.0	396.4	
					LOCAL	198.2	0.0	0.0	198.2	
					STATE	0.0	0.0	0.0	0.0	
					FEDERAL	198.2	0.0	0.0	198.2	

**TRANSPORTATION IMPROVEMENT PROGRAM FOR THE MILWAUKEE TRANSPORTATION MANAGEMENT AREA --  
OZAUKEE COUNTY 2009-2012**

PROJECT SPONSOR	PROJECT			ESTIMATED COSTS (\$1,000)							AIR QUAL STAT
	NO	DESCRIPTION / STATE ID	TYPE			2009	2010	2011	2012	Total	
STATE OF WISCONSIN	310	REHABILITATION OF IH 43 FROM STH 32 TO NORTH OZAUKEE COUNTY LINE  80098891450-03-70	HP	DETAIL COSTS	PE	1,044.5	0.0	0.0	0.0	1,044.5	EXEMPT
					ROW	0.0	0.0	0.0	0.0	0.0	
					CONST	0.0	0.0	6,075.0	0.0	6,075.0	
					OTHER	0.0	0.0	0.0	0.0	0.0	
				TOTAL		1,044.5	0.0	6,075.0	0.0	7,119.5	
				SOURCE OF FUNDS STP-O	LOCAL	0.0	0.0	0.0	0.0	0.0	
					STATE	208.9	0.0	607.5	0.0	816.4	
					FEDERAL	835.6	0.0	5,467.5	0.0	6,303.1	
TOTAL		1,044.5	0.0		6,075.0	0.0	7,119.5				
	311	BRIDGE REHABILITATION ON IH 43 AT CTH KK INTERCHANGE IN OZAUKEE COUNTY  80099491450-17-70	HP	DETAIL COSTS	PE	0.0	0.0	0.0	0.0	0.0	EXEMPT
					ROW	0.0	0.0	0.0	0.0	0.0	
					CONST	500.0	0.0	0.0	0.0	500.0	
					OTHER	0.0	0.0	0.0	0.0	0.0	
				TOTAL		500.0	0.0	0.0	0.0	500.0	
				SOURCE OF FUNDS	LOCAL	0.0	0.0	0.0	0.0	0.0	
					STATE	500.0	0.0	0.0	0.0	500.0	
					FEDERAL	0.0	0.0	0.0	0.0	0.0	
TOTAL		500.0	0.0		0.0	0.0	500.0				
	312	RESURFACING IH 43 FROM NORTH MILWAUKEE COUNTY LINE TO STH 32  80099501229-03-70	HP	DETAIL COSTS	PE	1,230.0	0.0	0.0	0.0	1,230.0	EXEMPT
					ROW	0.0	0.0	0.0	0.0	0.0	
					CONST	0.0	0.0	0.0	0.0	0.0	
					OTHER	0.0	0.0	0.0	0.0	0.0	
				TOTAL		1,230.0	0.0	0.0	0.0	1,230.0	
				SOURCE OF FUNDS IH-M	LOCAL	0.0	0.0	0.0	0.0	0.0	
					STATE	246.0	0.0	0.0	0.0	246.0	
					FEDERAL	984.0	0.0	0.0	0.0	984.0	
TOTAL		1,230.0	0.0		0.0	0.0	1,230.0				
	313 (326)	REHABILITATION OF STH 33 FROM THE MILWAUKEE RIVER OVERFLOW BR. TO IH 43 IN THE VILLAGE OF SAUKVILLE (0.36 MILES)  80001314030-04-72	HP	DETAIL COSTS	PE	127.3	0.0	0.0	0.0	127.3	EXEMPT
					ROW	0.0	0.0	0.0	0.0	0.0	
					CONST	0.0	1,273.1	0.0	0.0	1,273.1	
					OTHER	0.0	0.0	0.0	0.0	0.0	
				TOTAL		127.3	1,273.1	0.0	0.0	1,400.4	
				SOURCE OF FUNDS STP-O	LOCAL	0.0	0.0	0.0	0.0	0.0	
					STATE	25.5	254.6	0.0	0.0	280.1	
					FEDERAL	101.8	1,018.5	0.0	0.0	1,120.3	
TOTAL		127.3	1,273.1		0.0	0.0	1,400.4				
	314	RECONSTRUCTION OF STH 60 FROM STH 181 TO 11TH AVE IN THE VILLAGE OF GRAFTON (2.70 MILES)  80099242310-18-70	HP	DETAIL COSTS	PE	100.0	0.0	0.0	0.0	100.0	EXEMPT
					ROW	0.0	0.0	0.0	0.0	0.0	
					CONST	0.0	0.0	0.0	0.0	0.0	
					OTHER	0.0	0.0	0.0	0.0	0.0	
				TOTAL		100.0	0.0	0.0	0.0	100.0	
				SOURCE OF FUNDS STP-O	LOCAL	0.0	0.0	0.0	0.0	0.0	
					STATE	20.0	0.0	0.0	0.0	20.0	
					FEDERAL	80.0	0.0	0.0	0.0	80.0	
TOTAL		100.0	0.0		0.0	0.0	100.0				
	315	RECONSTRUCT THE INTERSECTION OF STH 60 AND KEUP RD AND RESURFACE STH 60 FROM STH 181 TO 1ST ST IN OZAUKEE COUNTY (2.50 MILES)  80098842310-20-00	HP	DETAIL COSTS	PE	100.0	0.0	0.0	0.0	100.0	EXEMPT
					ROW	0.0	0.0	0.0	0.0	0.0	
					CONST	0.0	1,500.0	0.0	0.0	1,500.0	
					OTHER	0.0	0.0	0.0	0.0	0.0	
				TOTAL		100.0	1,500.0	0.0	0.0	1,600.0	
				SOURCE OF FUNDS STP-O	LOCAL	0.0	0.0	0.0	0.0	0.0	
					STATE	20.0	300.0	0.0	0.0	320.0	
					FEDERAL	80.0	1,200.0	0.0	0.0	1,280.0	
TOTAL		100.0	1,500.0		0.0	0.0	1,600.0				
	316	RESURFACING OF MEQUON RD (STH 167) FROM WASHINGTON COUNTY LINE TO BUNTROCK AVE IN THE CITY OF MEQUON  80099371380-02-70	HP	DETAIL COSTS	PE	265.0	0.0	0.0	0.0	265.0	EXEMPT
					ROW	0.0	0.0	0.0	0.0	0.0	
					CONST	0.0	0.0	0.0	0.0	0.0	
					OTHER	0.0	0.0	0.0	0.0	0.0	
				TOTAL		265.0	0.0	0.0	0.0	265.0	
				SOURCE OF FUNDS NHS	LOCAL	0.0	0.0	0.0	0.0	0.0	
					STATE	53.0	0.0	0.0	0.0	53.0	
					FEDERAL	212.0	0.0	0.0	0.0	212.0	
TOTAL		265.0	0.0		0.0	0.0	265.0				
	317 (686)	RESURFACING OF MEQUON RD (STH 167) FROM 1,000 FT WEST OF CEDARBURG RD (STH 57) TO 600 FT WEST OF CEDARBURG ROAD(STH 57), INCLUDING THE WCL RAILROAD CROSSING (0.10 MILES)  80099641381-02-71	HP	DETAIL COSTS	PE	70.0	0.0	0.0	0.0	70.0	EXEMPT
					ROW	0.0	0.0	0.0	0.0	0.0	
					CONST	0.0	707.0	0.0	0.0	707.0	
					OTHER	0.0	0.0	0.0	0.0	0.0	
				TOTAL		70.0	707.0	0.0	0.0	777.0	
				SOURCE OF FUNDS STP-O	LOCAL	0.0	0.0	0.0	0.0	0.0	
					STATE	14.0	141.4	0.0	0.0	155.4	
					FEDERAL	56.0	565.6	0.0	0.0	621.6	
TOTAL		70.0	707.0		0.0	0.0	777.0				

**TRANSPORTATION IMPROVEMENT PROGRAM FOR THE MILWAUKEE TRANSPORTATION MANAGEMENT AREA --  
OZAUKEE COUNTY 2009-2012**

PROJECT SPONSOR	PROJECT			ESTIMATED COSTS (\$1,000)						AIR QUAL STAT
	NO	DESCRIPTION / STATE ID	TYPE		2009	2010	2011	2012	Total	
STATE OF WISCONSIN	318 (328)	RESURFACING OF WAUWATOSA RD (STH 181) FROM MEQUON RD (STH 167) TO PIONEER RD IN THE CITY OF MEQUON (4.01 MILES)  8000091 2140-00-00	HP	DETAIL COSTS	PE	0.0	0.0	0.0	0.0	EXEMPT
					ROW	0.0	0.0	0.0	0.0	
					CONST	3,341.0	0.0	0.0	3,341.0	
					OTHER	0.0	0.0	0.0	0.0	
					TOTAL	3,341.0	0.0	0.0	3,341.0	
				SOURCE OF FUNDS STP-O	LOCAL	0.0	0.0	0.0	0.0	
					STATE	668.2	0.0	0.0	668.2	
					FEDERAL	2,672.8	0.0	0.0	2,672.8	
					TOTAL	3,341.0	0.0	0.0	3,341.0	
					TOTAL	3,341.0	0.0	0.0	3,341.0	
	319 (330)	RECONSTRUCTION OF STH 181 (WAUWATOSA RD) FROM BRIDGE ST TO CTH T (WESTERN AVE) IN THE CITY AND TOWN OF CEDARBURG  8009990 2140-10-70	HP	DETAIL COSTS	PE	0.0	0.0	0.0	0.0	EXEMPT
					ROW	0.0	0.0	0.0	0.0	
					CONST	0.0	0.0	2,357.5	2,357.5	
					OTHER	0.0	0.0	0.0	0.0	
					TOTAL	0.0	0.0	2,357.5	2,357.5	
				SOURCE OF FUNDS STP-O	LOCAL	0.0	0.0	0.0	0.0	
					STATE	0.0	0.0	471.5	471.5	
					FEDERAL	0.0	0.0	1,886.0	1,886.0	
					TOTAL	0.0	0.0	2,357.5	2,357.5	
					TOTAL	0.0	0.0	2,357.5	2,357.5	
	320	RECONSTRUCTION OF THE INTERSECTION OF STH 181 (WAUWATOSA RD) AND WASHINGTON AVENUE  8009848 2729-04-70	HP	DETAIL COSTS	PE	100.0	0.0	0.0	100.0	EXEMPT
					ROW	0.0	0.0	0.0	0.0	
					CONST	0.0	0.0	0.0	0.0	
					OTHER	0.0	0.0	0.0	0.0	
					TOTAL	100.0	0.0	0.0	100.0	
				SOURCE OF FUNDS STP-O	LOCAL	0.0	0.0	0.0	0.0	
					STATE	20.0	0.0	0.0	20.0	
					FEDERAL	80.0	0.0	0.0	80.0	
					TOTAL	100.0	0.0	0.0	100.0	
					TOTAL	100.0	0.0	0.0	100.0	
	321 (332)	RECONSTRUCTION WITH ADDITIONAL TRAFFIC LANES OF STH 33 FROM MARKET ST IN THE VILLAGE OF SAUKVILLE TO TOWER DR IN THE CITY OF PORT WASHINGTON (1.50 MILES)  8000060 4030-04-00	HI	DETAIL COSTS	PE	900.0	0.0	0.0	900.0	NON-EXEMPT
					ROW	0.0	0.0	0.0	0.0	
					CONST	0.0	9,086.4	0.0	9,086.4	
					OTHER	0.0	0.0	0.0	0.0	
					TOTAL	900.0	9,086.4	0.0	9,986.4	
				SOURCE OF FUNDS STP-O	LOCAL	225.0	263.1	0.0	488.1	
					STATE	675.0	7,715.2	0.0	8,390.2	
					FEDERAL	0.0	1,108.1	0.0	1,108.1	
					TOTAL	900.0	9,086.4	0.0	9,986.4	
					TOTAL	900.0	9,086.4	0.0	9,986.4	
	322	INSTALLATION OF RAILROAD GATES AND CANTILEVERS AT THE CANADIAN NATIONAL RAILROAD AND DEKORA RD (STH 33) CROSSING IN SAUKVILLE  8009909 1410-10-51	HS	DETAIL COSTS	PE	0.0	0.0	0.0	0.0	EXEMPT
					ROW	0.0	0.0	0.0	0.0	
					CONST	140.0	0.0	0.0	140.0	
					OTHER	0.0	0.0	0.0	0.0	
					TOTAL	140.0	0.0	0.0	140.0	
				SOURCE OF FUNDS STP-S	LOCAL	14.0	0.0	0.0	14.0	
					STATE	0.0	0.0	0.0	0.0	
					FEDERAL	126.0	0.0	0.0	126.0	
					TOTAL	140.0	0.0	0.0	140.0	
					TOTAL	140.0	0.0	0.0	140.0	
	323 (331)	RECONSTRUCTION OF THE INTERSECTION OF STH 167 (MEQUON RD) WITH WAUSAUKEE RD (CTH M) IN THE CITY OF MEQUON AND THE VILLAGE OF GERMANTOWN  8009989 1383-01-70	HS	DETAIL COSTS	PE	0.0	0.0	0.0	0.0	EXEMPT
					ROW	0.0	0.0	0.0	0.0	
					CONST	1,755.0	0.0	0.0	1,755.0	
					OTHER	0.0	0.0	0.0	0.0	
					TOTAL	1,755.0	0.0	0.0	1,755.0	
				SOURCE OF FUNDS STP-S	LOCAL	8.1	0.0	0.0	8.1	
					STATE	342.9	0.0	0.0	342.9	
					FEDERAL	1,404.0	0.0	0.0	1,404.0	
					TOTAL	1,755.0	0.0	0.0	1,755.0	
					TOTAL	1,755.0	0.0	0.0	1,755.0	
OZAUKEE COUNTY	324 (335)	RECONSTRUCTION WITH ADDITIONAL TRAFFIC LANES OF PORT WASHINGTON RD (CTH W) FROM MEQUON RD (STH 167) TO GLEN OAKS LN IN THE CITY OF MEQUON (1.00 MILES)  2000012 2697-01-73	HI	DETAIL COSTS	PE	0.0	0.0	0.0	0.0	NON-EXEMPT
					ROW	0.0	0.0	0.0	0.0	
					CONST	8,309.0	0.0	0.0	8,309.0	
					OTHER	0.0	0.0	0.0	0.0	
					TOTAL	8,309.0	0.0	0.0	8,309.0	
				SOURCE OF FUNDS STP-M	LOCAL	2,649.5	0.0	0.0	2,649.5	
					STATE	0.0	0.0	0.0	0.0	
					FEDERAL	5,659.5	0.0	0.0	5,659.5	
					TOTAL	8,309.0	0.0	0.0	8,309.0	
					TOTAL	8,309.0	0.0	0.0	8,309.0	
	325 (336)	PROVISION OF COUNTYWIDE SPECIALIZED DEMAND-RESPONSIVE TRANSPORTATION SERVICES FOR ELDERLY & DISABLED PEOPLE AND OUT OF COUNTY TRANSPORTATION FOR THE ELDERLY AND DISABLED (SEC. 85.21)  2000007	TP	DETAIL COSTS	PE	0.0	0.0	0.0	0.0	EXEMPT
					ROW	0.0	0.0	0.0	0.0	
					CONST	0.0	0.0	0.0	0.0	
					OTHER	176.3	181.6	0.0	357.9	
					TOTAL	176.3	181.6	0.0	357.9	
				SOURCE OF FUNDS	LOCAL	35.3	36.3	0.0	71.6	
					STATE	141.0	145.3	0.0	286.3	
					FEDERAL	0.0	0.0	0.0	0.0	
					TOTAL	176.3	181.6	0.0	357.9	
					TOTAL	176.3	181.6	0.0	357.9	

**TRANSPORTATION IMPROVEMENT PROGRAM FOR THE MILWAUKEE TRANSPORTATION MANAGEMENT AREA --  
OZAUKEE COUNTY 2009-2012**

PROJECT SPONSOR	PROJECT			ESTIMATED COSTS (\$1,000)						AIR QUAL STAT
	NO	DESCRIPTION / STATE ID	TYPE		2009	2010	2011	2012	Total	
OZAUKEE COUNTY	326 (337)	OPERATING ASSISTANCE FOR OZAUKEE COUNTY EXPRESS BUS AND SHARED-RIDE TAXI (FTA 5307 AND SEC 85.20)  2000008	TP	DETAIL COSTS	PE	0.0	0.0	0.0	0.0	EXEMPT
					ROW	0.0	0.0	0.0	0.0	
					CONST	0.0	0.0	0.0	0.0	
					OTHER	2,490.7	2,565.4	0.0	0.0	
					TOTAL	2,490.7	2,565.4	0.0	0.0	
				SOURCE OF FUNDS FTA 5307	LOCAL	498.2	513.1	0.0	0.0	
					STATE	0.0	0.0	0.0	0.0	
					FEDERAL	1,992.5	2,052.3	0.0	0.0	
					TOTAL	2,490.7	2,565.4	0.0	0.0	
					TOTAL	2,490.7	2,565.4	0.0	0.0	
	327 (338)	CAPITAL COST OF MAINTENANCE FOR THE OZAUKEE COUNTY EXPRESS BUS AND SHARED-RIDE TAXI  2000002	TP	DETAIL COSTS	PE	0.0	0.0	0.0	0.0	EXEMPT
					ROW	0.0	0.0	0.0	0.0	
					CONST	0.0	0.0	0.0	0.0	
					OTHER	241.0	260.0	0.0	0.0	
					TOTAL	241.0	260.0	0.0	0.0	
				SOURCE OF FUNDS FTA 5307	LOCAL	48.2	52.0	0.0	0.0	
					STATE	0.0	0.0	0.0	0.0	
					FEDERAL	192.8	208.0	0.0	0.0	
					TOTAL	241.0	260.0	0.0	0.0	
					TOTAL	241.0	260.0	0.0	0.0	
	328 (339)	OFFICE EQUIPMENT FOR OZAUKEE COUNTY TRANSIT'S NEW BUILDING FOR VEHICLE STORAGE AND OFFICE FACILITY  2000003	TP	DETAIL COSTS	PE	0.0	0.0	0.0	0.0	EXEMPT
					ROW	0.0	0.0	0.0	0.0	
					CONST	0.0	0.0	0.0	0.0	
					OTHER	0.0	60.0	0.0	0.0	
					TOTAL	0.0	60.0	0.0	0.0	
				SOURCE OF FUNDS COMB	LOCAL	0.0	12.0	0.0	0.0	
					STATE	0.0	0.0	0.0	0.0	
					FEDERAL	0.0	48.0	0.0	0.0	
					TOTAL	0.0	60.0	0.0	0.0	
					TOTAL	0.0	60.0	0.0	0.0	
	329 (340)	PURCHASE OF REPLACEMENT VEHICLES FOR THE OZAUKEE COUNTY SHARED-RIDE TAXI PROGRAM  2000017	TP	DETAIL COSTS	PE	0.0	0.0	0.0	0.0	EXEMPT
					ROW	0.0	0.0	0.0	0.0	
					CONST	0.0	0.0	0.0	0.0	
					OTHER	266.0	200.0	0.0	0.0	
					TOTAL	266.0	200.0	0.0	0.0	
				SOURCE OF FUNDS FTA 5307	LOCAL	53.2	40.0	0.0	0.0	
					STATE	0.0	0.0	0.0	0.0	
					FEDERAL	212.8	160.0	0.0	0.0	
					TOTAL	266.0	200.0	0.0	0.0	
					TOTAL	266.0	200.0	0.0	0.0	
	330 (717)	NEW BUS SHELTER IN THE VILLAGE OF NEWBURG  2009999	TP	DETAIL COSTS	PE	0.0	0.0	0.0	0.0	EXEMPT
					ROW	0.0	0.0	0.0	0.0	
					CONST	10.0	0.0	0.0	0.0	
					OTHER	0.0	0.0	0.0	0.0	
					TOTAL	10.0	0.0	0.0	0.0	
				SOURCE OF FUNDS FTA 5307	LOCAL	2.0	0.0	0.0	0.0	
					STATE	0.0	0.0	0.0	0.0	
					FEDERAL	8.0	0.0	0.0	0.0	
					TOTAL	10.0	0.0	0.0	0.0	
					TOTAL	10.0	0.0	0.0	0.0	
	331 (341)	AUTOMATED DATA PROCESSING AND AUTOMATED VEHICLE LOCATOR HARDWARE AND SOFTWARE  2000006	TI	DETAIL COSTS	PE	0.0	0.0	0.0	0.0	EXEMPT
					ROW	0.0	0.0	0.0	0.0	
					CONST	0.0	0.0	0.0	0.0	
					OTHER	0.0	100.0	0.0	0.0	
					TOTAL	0.0	100.0	0.0	0.0	
				SOURCE OF FUNDS FTA 5307	LOCAL	0.0	20.0	0.0	0.0	
					STATE	0.0	0.0	0.0	0.0	
					FEDERAL	0.0	80.0	0.0	0.0	
					TOTAL	0.0	100.0	0.0	0.0	
					TOTAL	0.0	100.0	0.0	0.0	
	332 (342)	NEW BUILDING FOR VEHICLE STORAGE AND OFFICE FACILITY FOR OZAUKEE COUNTY TRANSIT SERVICES  2000005	TE	DETAIL COSTS	PE	300.0	0.0	0.0	0.0	EXEMPT
					ROW	0.0	0.0	0.0	0.0	
					CONST	1,200.0	0.0	0.0	0.0	
					OTHER	0.0	0.0	0.0	0.0	
					TOTAL	1,500.0	0.0	0.0	0.0	
				SOURCE OF FUNDS FTA 5307	LOCAL	460.0	0.0	0.0	0.0	
					STATE	0.0	0.0	0.0	0.0	
					FEDERAL	1,040.0	0.0	0.0	0.0	
					TOTAL	1,500.0	0.0	0.0	0.0	
					TOTAL	1,500.0	0.0	0.0	0.0	
	333 (344)	IMPROVEMENT OF THE INTER-URBAN BICYCLE/PEDESTRIAN TRAIL FROM TERMINAL RD AND RIDGEWOOD RD AND BRIDGE CONSTRUCTION OVER IH-43 IN THE TOWN OF GRAFTON (2.15 MILES)  2000018 1693-32-75	EE	DETAIL COSTS	PE	0.0	0.0	0.0	0.0	EXEMPT
					ROW	0.0	0.0	0.0	0.0	
					CONST	1,544.2	0.0	0.0	0.0	
					OTHER	0.0	0.0	0.0	0.0	
					TOTAL	1,544.2	0.0	0.0	0.0	
				SOURCE OF FUNDS COMB	LOCAL	345.8	0.0	0.0	0.0	
					STATE	0.0	0.0	0.0	0.0	
					FEDERAL	1,198.4	0.0	0.0	0.0	
					TOTAL	1,544.2	0.0	0.0	0.0	
					TOTAL	1,544.2	0.0	0.0	0.0	



**TRANSPORTATION IMPROVEMENT PROGRAM FOR THE MILWAUKEE TRANSPORTATION MANAGEMENT AREA --  
OZAUKEE COUNTY 2009-2012**

PROJECT SPONSOR	PROJECT			ESTIMATED COSTS (\$1,000)						AIR QUAL STAT
	NO	DESCRIPTION / STATE ID	TYPE		2009	2010	2011	2012	Total	
MEQUON (CITY)	334 (348)	CONSTRUCT BICYCLE TRAIL LINKING MILWAUKEE COUNTY'S OAK LEAF TRAIL AND OZAUKEE INTERURBAN TRAIL IN THE CITY OF MEQUON (1.59 MILES)  2090003 2697-10-70	EE	DETAIL COSTS	PE	0.0	0.0	0.0	0.0	EXEMPT
					ROW	0.0	0.0	0.0	0.0	
					CONST	473.9	0.0	0.0	473.9	
					OTHER	0.0	0.0	0.0	0.0	
					TOTAL	473.9	0.0	0.0	473.9	
				SOURCE OF FUNDS	LOCAL	113.1	0.0	0.0	113.1	
					STATE	0.0	0.0	0.0	0.0	
				STP-E	FEDERAL	360.8	0.0	0.0	360.8	
PORT WASHINGTON (CITY)	335 (349)	RECONSTRUCTION OF N SPRING ST (CTH KK) FROM STH 33 TO MALLINGER DR IN THE CITY OF PORT WASHINGTON (0.32 MILES)  2100004 4822-06-70	HP	DETAIL COSTS	PE	0.0	0.0	0.0	0.0	EXEMPT
					ROW	0.0	0.0	0.0	0.0	
					CONST	899.5	0.0	0.0	899.5	
					OTHER	0.0	0.0	0.0	0.0	
					TOTAL	899.5	0.0	0.0	899.5	
				SOURCE OF FUNDS	LOCAL	179.9	0.0	0.0	179.9	
					STATE	0.0	0.0	0.0	0.0	
				STP-O	FEDERAL	719.6	0.0	0.0	719.6	
	336 (350)	CAPITAL COSTS FOR THE CITY OF PORT WASHINGTON TRANSIT SYSTEM (SEC 85.20 & 5311)  2100000	TP	DETAIL COSTS	PE	0.0	0.0	0.0	0.0	EXEMPT
					ROW	0.0	0.0	0.0	0.0	
					CONST	0.0	0.0	0.0	0.0	
					OTHER	35.0	0.0	0.0	35.0	
					TOTAL	35.0	0.0	0.0	35.0	
				SOURCE OF FUNDS	LOCAL	7.0	0.0	0.0	7.0	
					STATE	0.0	0.0	0.0	0.0	
				FTA 5311	FEDERAL	28.0	0.0	0.0	28.0	
	337 (351)	OPERATING ASSISTANCE FOR THE CITY OF PORT WASHINGTON SHARED-RIDE TAXI SYSTEM (SEC 85.21 & 5311)  2100007	TP	DETAIL COSTS	PE	0.0	0.0	0.0	0.0	EXEMPT
					ROW	0.0	0.0	0.0	0.0	
					CONST	0.0	0.0	0.0	0.0	
					OTHER	270.1	283.6	297.8	312.7	
					TOTAL	270.1	283.6	297.8	312.7	
				SOURCE OF FUNDS	LOCAL	27.0	28.4	29.8	31.3	
					STATE	126.9	133.3	140.0	147.0	
				FTA 5311	FEDERAL	116.2	121.9	128.0	134.4	
	338 (352)	CONSTRUCTION OF TWO OFF-STREET SEGMENTS OF THE INTERURBAN TRAIL IN THE CITY OF PORT WASHINGTON: OAKLAND AVE TO PARK ST; CTH LL TO HIGHLAND RD  2100001 4822-05-70	EE	DETAIL COSTS	PE	0.0	0.0	0.0	0.0	EXEMPT
					ROW	0.0	0.0	0.0	0.0	
					CONST	139.3	0.0	0.0	139.3	
					OTHER	0.0	0.0	0.0	0.0	
					TOTAL	139.3	0.0	0.0	139.3	
				SOURCE OF FUNDS	LOCAL	35.3	0.0	0.0	35.3	
					STATE	0.0	0.0	0.0	0.0	
				STP-E	FEDERAL	104.0	0.0	0.0	104.0	
COMMUNITY CARE, INC.	339 (718)	MOBILITY MANAGER POSITION TO PLAN AND COORDINATE TRANSPORTATION SERVICES FOR HANDICAPPED PERSONS IN OZAUKEE COUNTY  2009998	TP	DETAIL COSTS	PE	0.0	0.0	0.0	0.0	EXEMPT
					ROW	0.0	0.0	0.0	0.0	
					CONST	0.0	0.0	0.0	0.0	
					OTHER	41.3	0.0	0.0	41.3	
					TOTAL	41.3	0.0	0.0	41.3	
				SOURCE OF FUNDS	LOCAL	8.2	0.0	0.0	8.2	
					STATE	0.0	0.0	0.0	0.0	
				FTA 5317	FEDERAL	33.1	0.0	0.0	33.1	
					TOTAL	41.3	0.0	0.0	41.3	

**TRANSPORTATION IMPROVEMENT PROGRAM FOR THE MILWAUKEE TRANSPORTATION MANAGEMENT AREA --  
WASHINGTON COUNTY 2009-2012**

PROJECT SPONSOR	PROJECT			ESTIMATED COSTS (\$1,000)						AIR QUAL STAT
	NO	DESCRIPTION / STATE ID	TYPE		2009	2010	2011	2012	Total	
STATE OF WISCONSIN (355)	340	RECONSTRUCTION AND RECONFIGURATION OF THE USH 41 AND STH 144 INTERCHANGE IN WASHINGTON COUNTY  8000133 1107-02-79	HP	DETAIL COSTS	PE	0.0	0.0	0.0	0.0	EXEMPT
					ROW	0.0	0.0	200.0	200.0	
					CONST	0.0	0.0	0.0	7,308.6	
					OTHER	0.0	0.0	0.0	0.0	
					TOTAL	0.0	0.0	200.0	7,508.6	
				SOURCE OF FUNDS STP-O	LOCAL	0.0	0.0	0.0	0.0	
					STATE	0.0	200.0	1,461.7	1,661.7	
					FEDERAL	0.0	0.0	5,846.9	5,846.9	
					TOTAL	0.0	0.0	200.0	7,508.6	
					TOTAL	0.0	0.0	200.0	7,508.6	
	341	RECONSTRUCT THE USH 41 AND STH 60 INTERCHANGE IN WASHINGTON COUNTY  8001034 1100-16-70	HP	DETAIL COSTS	PE	474.0	0.0	0.0	474.0	EXEMPT
					ROW	1,605.0	0.0	0.0	1,605.0	
					CONST	0.0	0.0	0.0	4,737.8	
					OTHER	0.0	0.0	0.0	0.0	
					TOTAL	2,079.0	0.0	0.0	6,816.8	
				SOURCE OF FUNDS STP-O	LOCAL	0.0	0.0	0.0	0.0	
					STATE	1,699.8	0.0	0.0	947.6	
					FEDERAL	379.2	0.0	0.0	3,790.2	
					TOTAL	2,079.0	0.0	0.0	4,737.8	
					TOTAL	2,079.0	0.0	0.0	4,737.8	
	342	RESURFACING OF USH 45 FROM WB STH 28 TO NORTH COUNTY LINE IN WASHINGTON COUNTY  8000085 4070-07-70	HP	DETAIL COSTS	PE	0.0	0.0	0.0	0.0	EXEMPT
					ROW	0.0	0.0	0.0	0.0	
					CONST	633.0	0.0	0.0	633.0	
					OTHER	0.0	0.0	0.0	0.0	
					TOTAL	633.0	0.0	0.0	633.0	
				SOURCE OF FUNDS STP-O	LOCAL	0.0	0.0	0.0	0.0	
					STATE	126.6	0.0	0.0	126.6	
					FEDERAL	506.4	0.0	0.0	506.4	
					TOTAL	633.0	0.0	0.0	633.0	
					TOTAL	633.0	0.0	0.0	633.0	
	343	REHABILITATE USH 45 FROM USH 41/45 SPLIT TO ONE MILE NORTH OF CTH D IN WASHINGTON COUNTY (13.96 MILES)  8009954 2220-02-70	HP	DETAIL COSTS	PE	500.0	0.0	0.0	500.0	EXEMPT
					ROW	0.0	0.0	0.0	0.0	
					CONST	0.0	0.0	0.0	0.0	
					OTHER	0.0	0.0	0.0	0.0	
					TOTAL	500.0	0.0	0.0	500.0	
				SOURCE OF FUNDS NHS	LOCAL	0.0	0.0	0.0	0.0	
					STATE	100.0	0.0	0.0	100.0	
					FEDERAL	400.0	0.0	0.0	400.0	
					TOTAL	500.0	0.0	0.0	500.0	
					TOTAL	500.0	0.0	0.0	500.0	
	344	RESURFACING OF STH 28 FROM USH 45 TO STH 144 IN WASHINGTON COUNTY (5.82 MILES)  8001049 4060-05-70	HP	DETAIL COSTS	PE	371.9	0.0	0.0	371.9	EXEMPT
					ROW	0.0	0.0	0.0	0.0	
					CONST	0.0	3,565.0	0.0	3,565.0	
					OTHER	0.0	153.8	0.0	153.8	
					TOTAL	371.9	3,718.8	0.0	4,090.7	
				SOURCE OF FUNDS STP-O	LOCAL	0.0	0.0	0.0	0.0	
					STATE	86.7	866.8	0.0	953.5	
					FEDERAL	285.2	2,852.0	0.0	3,137.2	
					TOTAL	371.9	3,718.8	0.0	4,090.7	
					TOTAL	371.9	3,718.8	0.0	4,090.7	
	345	CORRIDOR STUDY OF STH 33 FROM CTH U TO IH 43 IN WASHINGTON AND OZAUKEE COUNTIES (25.07 MILES)  8009895 1410-11-00	HP	DETAIL COSTS	PE	400.0	0.0	0.0	400.0	EXEMPT
					ROW	0.0	0.0	0.0	0.0	
					CONST	0.0	0.0	0.0	0.0	
					OTHER	0.0	0.0	0.0	0.0	
					TOTAL	400.0	0.0	0.0	400.0	
				SOURCE OF FUNDS NHS	LOCAL	0.0	0.0	0.0	0.0	
					STATE	80.0	0.0	0.0	80.0	
					FEDERAL	320.0	0.0	0.0	320.0	
					TOTAL	400.0	0.0	0.0	400.0	
					TOTAL	400.0	0.0	0.0	400.0	
	346	REHABILITATION OF WASHINGTON ST (STH 33) FROM USH 41 TO CTH Z IN WASHINGTON COUNTY (4.80 MILES)  8000146 1411-03-00	HP	DETAIL COSTS	PE	573.5	0.0	0.0	573.5	EXEMPT
					ROW	548.4	0.0	0.0	548.4	
					CONST	0.0	0.0	0.0	5,186.5	
					OTHER	0.0	0.0	0.0	0.0	
					TOTAL	1,121.9	0.0	0.0	6,308.4	
				SOURCE OF FUNDS NHS	LOCAL	0.0	0.0	0.0	0.0	
					STATE	663.1	0.0	0.0	1,037.3	
					FEDERAL	458.8	0.0	0.0	4,149.2	
					TOTAL	1,121.9	0.0	0.0	5,186.5	
					TOTAL	1,121.9	0.0	0.0	5,186.5	
	347	RECONSTRUCTION OF STH 33 FROM THE MILWAUKEE RIVER TO WISCONSIN ST IN THE CITY OF WEST BEND (0.10 MILES)  8001038 1410-07-70	HP	DETAIL COSTS	PE	234.0	0.0	0.0	234.0	EXEMPT
					ROW	0.0	0.0	0.0	0.0	
					CONST	0.0	2,007.7	0.0	2,007.7	
					OTHER	0.0	33.0	0.0	33.0	
					TOTAL	234.0	2,040.7	0.0	2,274.7	
				SOURCE OF FUNDS STP-O	LOCAL	0.0	0.3	0.0	0.3	
					STATE	46.8	434.5	0.0	481.3	
					FEDERAL	187.2	1,605.9	0.0	1,793.1	
					TOTAL	234.0	2,040.7	0.0	2,274.7	
					TOTAL	234.0	2,040.7	0.0	2,274.7	

**TRANSPORTATION IMPROVEMENT PROGRAM FOR THE MILWAUKEE TRANSPORTATION MANAGEMENT AREA --  
WASHINGTON COUNTY 2009-2012**

PROJECT SPONSOR	PROJECT			ESTIMATED COSTS (\$1,000)						AIR QUAL STAT
	NO	DESCRIPTION / STATE ID	TYPE		2009	2010	2011	2012	Total	
STATE OF WISCONSIN	348	RESURFACING OF STH 60 FROM EAGLE DR IN WASHINGTON COUNTY TO STH 181 IN OZAUKEE COUNTY LINE (7.3 MILES)  8009923 2310-17-70	HP	DETAIL COSTS	PE	100.0	0.0	0.0	100.0	EXEMPT
					ROW	0.0	0.0	535.0	535.0	
					CONST	0.0	0.0	0.0	0.0	
					OTHER	0.0	0.0	0.0	0.0	
					TOTAL	100.0	0.0	535.0	635.0	
				SOURCE OF FUNDS STP-O	LOCAL	0.0	0.0	0.0	0.0	
					STATE	20.0	0.0	535.0	555.0	
					FEDERAL	80.0	0.0	0.0	80.0	
					TOTAL	100.0	0.0	535.0	635.0	
					TOTAL	100.0	0.0	535.0	635.0	
	349	RESURFACING OF SUMNER ST (STH 60) FROM SELL DR TO KETTLE MORaine RD IN THE CITY OF HARTFORD (3.10 MILES)  8009925 2310-19-70	HP	DETAIL COSTS	PE	340.0	0.0	0.0	340.0	EXEMPT
					ROW	0.0	0.0	0.0	0.0	
					CONST	0.0	0.0	0.0	0.0	
					OTHER	0.0	0.0	0.0	0.0	
					TOTAL	340.0	0.0	0.0	340.0	
				SOURCE OF FUNDS STP-O	LOCAL	0.0	0.0	0.0	0.0	
					STATE	68.0	0.0	0.0	68.0	
					FEDERAL	272.0	0.0	0.0	272.0	
					TOTAL	340.0	0.0	0.0	340.0	
					TOTAL	340.0	0.0	0.0	340.0	
	350 (363)	RECONSTRUCTION OF THE INTERSECTION OF STH 60 AND KETTLE MORaine RD IN THE CITY OF HARTFORD  8000225 2310-03-70	HP	DETAIL COSTS	PE	40.0	0.0	0.0	40.0	EXEMPT
					ROW	53.5	0.0	0.0	53.5	
					CONST	0.0	431.3	0.0	431.3	
					OTHER	0.0	0.0	0.0	0.0	
					TOTAL	93.5	431.3	0.0	524.8	
				SOURCE OF FUNDS NHS	LOCAL	0.0	0.0	0.0	0.0	
					STATE	61.5	86.3	0.0	147.8	
					FEDERAL	32.0	345.0	0.0	377.0	
					TOTAL	93.5	431.3	0.0	524.8	
					TOTAL	93.5	431.3	0.0	524.8	
	351	RECONSTRUCT INTERSECTION AT STH 60 AND CTH G IN WASHINGTON COUNTY  8009922 2310-11-70	HP	DETAIL COSTS	PE	109.3	0.0	0.0	109.3	EXEMPT
					ROW	0.0	65.0	0.0	65.0	
					CONST	0.0	0.0	0.0	0.0	
					OTHER	0.0	0.0	0.0	0.0	
					TOTAL	109.3	65.0	0.0	174.3	
				SOURCE OF FUNDS STP-O	LOCAL	0.0	0.0	0.0	0.0	
					STATE	21.9	65.0	0.0	86.9	
					FEDERAL	87.4	0.0	0.0	87.4	
					TOTAL	109.3	65.0	0.0	174.3	
					TOTAL	109.3	65.0	0.0	174.3	
	352	RESURFACING OF STH 83 FROM WILSON AVE TO STH 175 IN WASHINGTON COUNTY (4.60 MILES)  8009874 1330-27-30	HP	DETAIL COSTS	PE	100.0	0.0	0.0	100.0	EXEMPT
					ROW	0.0	0.0	0.0	0.0	
					CONST	1,500.0	0.0	0.0	1,500.0	
					OTHER	0.0	0.0	0.0	0.0	
					TOTAL	1,600.0	0.0	0.0	1,600.0	
				SOURCE OF FUNDS STP-O	LOCAL	0.0	0.0	0.0	0.0	
					STATE	320.0	0.0	0.0	320.0	
					FEDERAL	1,280.0	0.0	0.0	1,280.0	
					TOTAL	1,600.0	0.0	0.0	1,600.0	
					TOTAL	1,600.0	0.0	0.0	1,600.0	
	353 (364)	RECONSTRUCTION OF STH 83 FROM MAIN ST TO WILSON ST IN THE CITY OF HARTFORD (0.80 MILES)  8001023 1330-14-70	HP	DETAIL COSTS	PE	0.0	0.0	0.0	0.0	EXEMPT
					ROW	0.0	0.0	0.0	0.0	
					CONST	2,426.6	0.0	0.0	2,426.6	
					OTHER	0.0	0.0	0.0	0.0	
					TOTAL	2,426.6	0.0	0.0	2,426.6	
				SOURCE OF FUNDS STP-O	LOCAL	238.5	0.0	0.0	238.5	
					STATE	321.9	0.0	0.0	321.9	
					FEDERAL	1,866.2	0.0	0.0	1,866.2	
					TOTAL	2,426.6	0.0	0.0	2,426.6	
					TOTAL	2,426.6	0.0	0.0	2,426.6	
	354	RESURFACING OF STH 83 FROM STH 167 TO MONROE AVE IN THE CITY OF HARTFORD (3.90 MILES)  8009875 1330-26-30	HP	DETAIL COSTS	PE	100.0	0.0	0.0	100.0	EXEMPT
					ROW	0.0	0.0	0.0	0.0	
					CONST	1,200.0	0.0	0.0	1,200.0	
					OTHER	0.0	0.0	0.0	0.0	
					TOTAL	1,300.0	0.0	0.0	1,300.0	
				SOURCE OF FUNDS STP-O	LOCAL	0.0	0.0	0.0	0.0	
					STATE	260.0	0.0	0.0	260.0	
					FEDERAL	1,040.0	0.0	0.0	1,040.0	
					TOTAL	1,300.0	0.0	0.0	1,300.0	
					TOTAL	1,300.0	0.0	0.0	1,300.0	
	355 (365)	RECONSTRUCTION OF STH 144 FROM THE CITY OF WEST BEND NORTH CITY LIMIT TO THE NORTH WASHINGTON COUNTY LINE (8.44 MILES)  8000157 4010-05-70	HP	DETAIL COSTS	PE	200.0	0.0	0.0	200.0	EXEMPT
					ROW	0.0	0.0	0.0	0.0	
					CONST	2,718.3	0.0	0.0	2,718.3	
					OTHER	0.0	0.0	0.0	0.0	
					TOTAL	2,918.3	0.0	0.0	2,918.3	
				SOURCE OF FUNDS STP-O	LOCAL	0.0	0.0	0.0	0.0	
					STATE	583.7	0.0	0.0	583.7	
					FEDERAL	2,334.6	0.0	0.0	2,334.6	
					TOTAL	2,918.3	0.0	0.0	2,918.3	
					TOTAL	2,918.3	0.0	0.0	2,918.3	

**TRANSPORTATION IMPROVEMENT PROGRAM FOR THE MILWAUKEE TRANSPORTATION MANAGEMENT AREA --  
WASHINGTON COUNTY 2009-2012**

PROJECT SPONSOR	PROJECT			ESTIMATED COSTS (\$1,000)						AIR QUAL STAT
	NO	DESCRIPTION / STATE ID	TYPE		2009	2010	2011	2012	Total	
STATE OF WISCONSIN	356  (366)	REHABILITATION OF STH 144 FROM CTH NN TO STH 33 IN THE TOWN OF WEST BEND (5.30 MILES)  8000149 2480-06-30	HP	DETAIL COSTS	PE	0.0	0.0	0.0	0.0	EXEMPT
					ROW	0.0	0.0	0.0	0.0	
					CONST	2,185.0	0.0	0.0	0.0	
					OTHER	0.0	0.0	0.0	0.0	
					TOTAL	2,185.0	0.0	0.0	2,185.0	
				SOURCE OF FUNDS STP-O	LOCAL	0.0	0.0	0.0	0.0	
					STATE	437.0	0.0	0.0	437.0	
					FEDERAL	1,748.0	0.0	0.0	1,748.0	
					TOTAL	2,185.0	0.0	0.0	2,185.0	
	357	BRIDGE REPLACEMENTS ON STH 145 OVER USH 41 (B-66-0038) AND USH 45 (B-66-0039) IN WASHINGTON COUNTY  8009890 2475-08-70	HP	DETAIL COSTS	PE	0.0	0.0	0.0	0.0	EXEMPT
					ROW	0.0	0.0	0.0	0.0	
					CONST	2,420.5	0.0	0.0	2,420.5	
					OTHER	0.0	0.0	0.0	0.0	
					TOTAL	2,420.5	0.0	0.0	2,420.5	
				SOURCE OF FUNDS STP-O	LOCAL	0.0	0.0	0.0	0.0	
					STATE	484.1	0.0	0.0	484.1	
					FEDERAL	1,936.4	0.0	0.0	1,936.4	
					TOTAL	2,420.5	0.0	0.0	2,420.5	
	358  (367)	REHABILITATION OF FOND DU LAC AVE (STH 145) FROM STH 167 TO CTH P IN WASHINGTON COUNTY (6.46 MILES)  8000151 2475-07-00	HP	DETAIL COSTS	PE	523.0	0.0	0.0	523.0	EXEMPT
					ROW	0.0	0.0	0.0	0.0	
					CONST	0.0	0.0	5,227.5	5,227.5	
					OTHER	0.0	0.0	0.0	0.0	
					TOTAL	523.0	0.0	5,227.5	5,750.5	
				SOURCE OF FUNDS STP-O	LOCAL	0.0	0.0	0.0	0.0	
					STATE	104.6	0.0	1,045.5	1,150.1	
					FEDERAL	418.4	0.0	4,182.0	4,600.4	
					TOTAL	523.0	0.0	5,227.5	5,750.5	
	359	RECONSTRUCT STH 164 FROM CHEROKEE TRAIL TO GREYSTONE DR IN WASHINGTON COUNTY  8009935 2709-03-70	HP	DETAIL COSTS	PE	460.0	0.0	0.0	460.0	EXEMPT
					ROW	0.0	0.0	2,140.0	2,140.0	
					CONST	0.0	0.0	0.0	0.0	
					OTHER	0.0	0.0	0.0	0.0	
					TOTAL	460.0	0.0	2,140.0	2,600.0	
				SOURCE OF FUNDS NHS	LOCAL	0.0	0.0	0.0	0.0	
					STATE	92.0	0.0	2,140.0	2,232.0	
					FEDERAL	368.0	0.0	0.0	368.0	
					TOTAL	460.0	0.0	2,140.0	2,600.0	
	360	RESURFACING OF STH 164 FROM CTH Q TO STH 60 IN WASHINGTON COUNTY (9.1 MILES)  8009844	HP	DETAIL COSTS	PE	100.0	0.0	0.0	100.0	EXEMPT
					ROW	0.0	0.0	0.0	0.0	
					CONST	0.0	0.0	0.0	0.0	
					OTHER	0.0	0.0	0.0	0.0	
					TOTAL	100.0	0.0	0.0	100.0	
				SOURCE OF FUNDS STP-O	LOCAL	0.0	0.0	0.0	0.0	
					STATE	20.0	0.0	0.0	20.0	
					FEDERAL	80.0	0.0	0.0	80.0	
					TOTAL	100.0	0.0	0.0	100.0	
	361	RESURFACING OF STH 167 FROM STH 145 IN WASHINGTON COUNTY TO STH 181 IN OZAUKEE COUNTY (4.70 MILES)  8009831	HP	DETAIL COSTS	PE	50.0	0.0	0.0	50.0	EXEMPT
					ROW	0.0	0.0	0.0	0.0	
					CONST	0.0	0.0	1,300.0	1,300.0	
					OTHER	0.0	0.0	0.0	0.0	
					TOTAL	50.0	0.0	1,300.0	1,350.0	
				SOURCE OF FUNDS	LOCAL	0.0	0.0	0.0	0.0	
					STATE	50.0	0.0	1,300.0	1,350.0	
					FEDERAL	0.0	0.0	0.0	0.0	
					TOTAL	50.0	0.0	1,300.0	1,350.0	
	362	RESURFACING OF STH 167 FROM STH 83 TO STH 164 IN WASHINGTON COUNTY (5.80 MILES)  8009828	HP	DETAIL COSTS	PE	50.0	0.0	0.0	50.0	EXEMPT
					ROW	0.0	0.0	0.0	0.0	
					CONST	0.0	1,700.0	0.0	1,700.0	
					OTHER	0.0	0.0	0.0	0.0	
					TOTAL	50.0	1,700.0	0.0	1,750.0	
				SOURCE OF FUNDS	LOCAL	0.0	0.0	0.0	0.0	
					STATE	50.0	1,700.0	0.0	1,750.0	
					FEDERAL	0.0	0.0	0.0	0.0	
					TOTAL	50.0	1,700.0	0.0	1,750.0	
	363  (368)	REHABILITATION OF STH 175 FROM MAPLE AVE IN THE VILLAGE OF SLINGER TO THE WEST WASHINGTON COUNTY LINE IN WASHINGTON COUNTY (10.40 MILES)  8000152 3360-08-30	HP	DETAIL COSTS	PE	325.0	0.0	0.0	325.0	EXEMPT
					ROW	0.0	0.0	0.0	0.0	
					CONST	0.0	0.0	3,246.3	3,246.3	
					OTHER	0.0	0.0	0.0	0.0	
					TOTAL	325.0	0.0	3,246.3	3,571.3	
				SOURCE OF FUNDS STP-O	LOCAL	0.0	0.0	0.0	0.0	
					STATE	65.0	0.0	649.3	714.3	
					FEDERAL	260.0	0.0	2,597.0	2,857.0	
					TOTAL	325.0	0.0	3,246.3	3,571.3	

**TRANSPORTATION IMPROVEMENT PROGRAM FOR THE MILWAUKEE TRANSPORTATION MANAGEMENT AREA --  
WASHINGTON COUNTY 2009-2012**

PROJECT SPONSOR	PROJECT			ESTIMATED COSTS (\$1,000)							AIR QUAL STAT
	NO	DESCRIPTION / STATE ID	TYPE			2009	2010	2011	2012	Total	
STATE OF WISCONSIN	364  (370)	RESURFACING OF STH 175 FROM MAPLE RD TO STH 60 IN WASHINGTON COUNTY     80000873360-09-00	HP	DETAIL COSTS	PE	1,333.0	0.0	0.0	0.0	1,333.0	EXEMPT
					ROW	1,025.0	0.0	0.0	0.0	1,025.0	
					CONST	0.0	0.0	0.0	13,325.0	13,325.0	
					OTHER	0.0	0.0	0.0	0.0	0.0	
					TOTAL	2,358.0	0.0	0.0	13,325.0	15,683.0	
				SOURCE OF FUNDS STP-O	LOCAL	0.0	0.0	0.0	0.0	0.0	
					STATE	1,291.6	0.0	0.0	2,665.0	3,956.6	
					FEDERAL	1,066.4	0.0	0.0	10,660.0	11,726.4	
					TOTAL	2,358.0	0.0	0.0	13,325.0	15,683.0	
	365  (371)	RECONSTRUCTION WITH ADDITIONAL TRAFFIC LANES OF STH 33 ON NEW ALIGNMENT FROM TRENTON RD TO OAK RD IN THE TOWN OF TRENTON (1.30 MILES)     80004091410-03-72	HI	DETAIL COSTS	PE	691.5	0.0	0.0	0.0	691.5	NON-EXEMPT
					ROW	0.0	1,470.8	0.0	0.0	1,470.8	
					CONST	0.0	0.0	0.0	0.0	0.0	
					OTHER	0.0	0.0	0.0	0.0	0.0	
					TOTAL	691.5	1,470.8	0.0	0.0	2,162.3	
				SOURCE OF FUNDS STP-O	LOCAL	0.0	0.0	0.0	0.0	0.0	
					STATE	138.3	1,470.8	0.0	0.0	1,609.1	
					FEDERAL	553.2	0.0	0.0	0.0	553.2	
					TOTAL	691.5	1,470.8	0.0	0.0	2,162.3	
	366  (372)	RECONSTRUCTION WITH ADDITIONAL TRAFFIC LANES OF STH 60 FROM USH 41 TO USH 45 IN WASHINGTON COUNTY (3.30 MILES)     80000892310-10-70	HI	DETAIL COSTS	PE	944.2	0.0	0.0	0.0	944.2	NON-EXEMPT
					ROW	0.0	0.0	0.0	0.0	0.0	
					CONST	0.0	0.0	9,441.9	0.0	9,441.9	
					OTHER	0.0	0.0	0.0	0.0	0.0	
					TOTAL	944.2	0.0	9,441.9	0.0	10,386.1	
				SOURCE OF FUNDS STP-O	LOCAL	0.0	0.0	0.0	0.0	0.0	
					STATE	188.8	0.0	1,888.4	0.0	2,077.2	
					FEDERAL	755.4	0.0	7,553.5	0.0	8,308.9	
					TOTAL	944.2	0.0	9,441.9	0.0	10,386.1	
	367  (374)	RECONSTRUCT WITH ADDITIONAL LANES OF STH 145 FROM USH 41 TO CTH P IN WASHINGTON COUNTY     80000952475-10-70	HI	DETAIL COSTS	PE	0.0	0.0	0.0	0.0	0.0	NON-EXEMPT
					ROW	0.0	0.0	0.0	0.0	0.0	
					CONST	4,890.0	0.0	0.0	0.0	4,890.0	
					OTHER	90.0	0.0	0.0	0.0	90.0	
					TOTAL	4,980.0	0.0	0.0	0.0	4,980.0	
				SOURCE OF FUNDS STP-O	LOCAL	0.0	0.0	0.0	0.0	0.0	
					STATE	996.0	0.0	0.0	0.0	996.0	
					FEDERAL	3,984.0	0.0	0.0	0.0	3,984.0	
					TOTAL	4,980.0	0.0	0.0	0.0	4,980.0	
WASHINGTON COUNTY	368  (377)	BRIDGE REPLACEMENT ON CTH D OVER THE ROCK RIVER IN THE TOWN OF WAYNE     60000223892-00-70	HP	DETAIL COSTS	PE	0.0	0.0	0.0	0.0	0.0	EXEMPT
					ROW	53.8	0.0	0.0	0.0	53.8	
					CONST	0.0	604.7	0.0	0.0	604.7	
					OTHER	0.0	107.7	0.0	0.0	107.7	
					TOTAL	53.8	712.4	0.0	0.0	766.2	
				SOURCE OF FUNDS BRP	LOCAL	10.8	142.5	0.0	0.0	153.3	
					STATE	0.0	0.0	0.0	0.0	0.0	
					FEDERAL	43.0	569.9	0.0	0.0	612.9	
					TOTAL	53.8	712.4	0.0	0.0	766.2	
	369  (378)	BRIDGE REPLACEMENT ON CTH M OVER CEDAR CREEK IN THE TOWN OF JACKSON     60000132711-05-70	HP	DETAIL COSTS	PE	60.0	0.0	0.0	0.0	60.0	EXEMPT
					ROW	0.0	0.0	0.0	0.0	0.0	
					CONST	0.0	341.7	0.0	0.0	341.7	
					OTHER	0.0	0.0	0.0	0.0	0.0	
					TOTAL	60.0	341.7	0.0	0.0	401.7	
				SOURCE OF FUNDS BRP	LOCAL	12.0	68.3	0.0	0.0	80.3	
					STATE	0.0	0.0	0.0	0.0	0.0	
					FEDERAL	48.0	273.4	0.0	0.0	321.4	
					TOTAL	60.0	341.7	0.0	0.0	401.7	
	370  (379)	BRIDGE REPLACEMENT ON CTH W OVER THE ROCK RIVER IN THE TOWN OF ADDISON     60000232742-01-70	HP	DETAIL COSTS	PE	0.0	0.0	0.0	0.0	0.0	EXEMPT
					ROW	0.0	0.0	0.0	0.0	0.0	
					CONST	525.0	0.0	0.0	0.0	525.0	
					OTHER	0.0	0.0	0.0	0.0	0.0	
					TOTAL	525.0	0.0	0.0	0.0	525.0	
				SOURCE OF FUNDS BRP	LOCAL	105.0	0.0	0.0	0.0	105.0	
					STATE	0.0	0.0	0.0	0.0	0.0	
					FEDERAL	420.0	0.0	0.0	0.0	420.0	
					TOTAL	525.0	0.0	0.0	0.0	525.0	
	371  (380)  R	RECONSTRUCTION WITH ADDITIONAL TRAFFIC LANES OF CTH Q (COUNTY LINE ROAD) FROM USH 41 AND PILGRIM RD IN THE VILLAGE OF GERMANTOWN (0.85 MILE)     60000062751-06-00	HI	DETAIL COSTS	PE	0.0	0.0	0.0	0.0	0.0	NON-EXEMPT
					ROW	0.0	0.0	0.0	0.0	0.0	
					CONST	0.0	4,250.0	0.0	0.0	4,250.0	
					OTHER	0.0	0.0	0.0	0.0	0.0	
					TOTAL	0.0	4,250.0	0.0	0.0	4,250.0	
				SOURCE OF FUNDS STP-M	LOCAL	0.0	850.0	0.0	0.0	850.0	
					STATE	0.0	0.0	0.0	0.0	0.0	
					FEDERAL	0.0	3,400.0	0.0	0.0	3,400.0	
					TOTAL	0.0	4,250.0	0.0	0.0	4,250.0	

**TRANSPORTATION IMPROVEMENT PROGRAM FOR THE MILWAUKEE TRANSPORTATION MANAGEMENT AREA --  
WASHINGTON COUNTY 2009-2012**

PROJECT SPONSOR	PROJECT			ESTIMATED COSTS (\$1,000)							AIR QUAL STAT
	NO	DESCRIPTION / STATE ID	TYPE			2009	2010	2011	2012	Total	
WASHINGTON COUNTY	372	OPERATING ASSISTANCE WASHINGTON COUNTY SHARED RIDE TAXI SERVICE (SEC 85.20)  6009994	TP	DETAIL COSTS	PE	0.0	0.0	0.0	0.0	0.0	EXEMPT
					ROW	0.0	0.0	0.0	0.0	0.0	
					CONST	0.0	0.0	0.0	0.0	0.0	
					OTHER	1,826.9	1,934.1	2,036.6	2,154.5	7,952.1	
					TOTAL	1,826.9	1,934.1	2,036.6	2,154.5	7,952.1	
				SOURCE OF FUNDS FTA 5307	LOCAL	611.2	654.6	695.7	743.6	2,705.1	
STATE	1,215.7	1,279.5	1,340.9		1,410.9	5,247.0					
FEDERAL	0.0	0.0	0.0		0.0	0.0					
TOTAL	1,826.9	1,934.1	2,036.6		2,154.5	7,952.1					
(381)	373	OPERATING ASSISTANCE WASHINGTON COUNTY COMMUTER EXPRESS BUS SERVICE (SEC 85.20 & 5307)  6000100	TP	DETAIL COSTS	PE	0.0	0.0	0.0	0.0	0.0	EXEMPT
					ROW	0.0	0.0	0.0	0.0	0.0	
					CONST	0.0	0.0	0.0	0.0	0.0	
					OTHER	845.7	891.2	950.3	1,012.4	3,699.6	
					TOTAL	845.7	891.2	950.3	1,012.4	3,699.6	
				SOURCE OF FUNDS FTA 5307	LOCAL	0.0	0.0	0.0	0.0	0.0	
STATE	526.1	603.2	615.6		674.0	2,418.9					
FEDERAL	319.6	288.0	334.7		338.4	1,280.7					
TOTAL	845.7	891.2	950.3		1,012.4	3,699.6					
(382)	374	WASHINGTON COUNTY SHARED-RIDE TAXI PROGRAM CAPITAL COSTS: 2 VANS AND 2 MINIBUS IN 2009; 3 MINIBUS, 1 MEDIUM BUS, AND 1 SEDAN IN 2010; 2 MINIBUS, 1 MEDIUM BUS, AND 2 SEDANS IN 2011; 4 VANS AND 1 MEDIUM BUS IN 2012.  R 6000102	TP	DETAIL COSTS	PE	0.0	0.0	0.0	0.0	0.0	EXEMPT
					ROW	0.0	0.0	0.0	0.0	0.0	
					CONST	0.0	0.0	0.0	0.0	0.0	
					OTHER	176.0	275.0	233.0	238.0	922.0	
					TOTAL	176.0	275.0	233.0	238.0	922.0	
				SOURCE OF FUNDS FTA 5307	LOCAL	35.2	55.0	46.6	47.6	184.4	
STATE	0.0	0.0	0.0		0.0	0.0					
FEDERAL	140.8	220.0	186.4		190.4	737.6					
TOTAL	176.0	275.0	233.0		238.0	922.0					
(693)	375	WASHINGTON COUNTY SHARED-RIDE TAXI PROGRAM DISPATCH SOFTWARE LICENSES, MAINTENANCE, AND REPORTS  R 6009998	TP	DETAIL COSTS	PE	0.0	0.0	0.0	0.0	0.0	EXEMPT
					ROW	0.0	0.0	0.0	0.0	0.0	
					CONST	0.0	0.0	0.0	0.0	0.0	
					OTHER	4.8	1.4	1.5	2.3	10.0	
					TOTAL	4.8	1.4	1.5	2.3	10.0	
				SOURCE OF FUNDS FTA 5307	LOCAL	1.0	0.2	0.3	0.4	1.9	
STATE	0.0	0.0	0.0		0.0	0.0					
FEDERAL	3.8	1.2	1.2		1.9	8.1					
TOTAL	4.8	1.4	1.5		2.3	10.0					
(383)	376	PROVISION OF COUNTYWIDE SPECIALIZED DEMAND RESPONSIVE TRANSPORTATION SERVICES FOR THE ELDERLY AND DISABLED IN WASHINGTON COUNTY (SEC 85.21)  6000002	TP	DETAIL COSTS	PE	0.0	0.0	0.0	0.0	0.0	EXEMPT
					ROW	0.0	0.0	0.0	0.0	0.0	
					CONST	0.0	0.0	0.0	0.0	0.0	
					OTHER	240.7	245.5	250.4	255.4	992.0	
					TOTAL	240.7	245.5	250.4	255.4	992.0	
				SOURCE OF FUNDS	LOCAL	48.1	49.1	50.0	51.0	198.2	
STATE	192.6	196.4	200.4		204.4	793.8					
FEDERAL	0.0	0.0	0.0		0.0	0.0					
TOTAL	240.7	245.5	250.4		255.4	992.0					
(384)	377	ELDERLY/DISABLED TRANSPORTATION SEC 5310 CAPITAL ASSISTANCE PROGRAM WASHINGTON CO AND/OR VARIOUS WASHINGTON COUNTY PRIVATE, NON PROFIT ORGANIZATIONS  6000010	TP	DETAIL COSTS	PE	0.0	0.0	0.0	0.0	0.0	EXEMPT
					ROW	0.0	0.0	0.0	0.0	0.0	
					CONST	0.0	0.0	0.0	0.0	0.0	
					OTHER	162.3	0.0	0.0	0.0	162.3	
					TOTAL	162.3	0.0	0.0	0.0	162.3	
				SOURCE OF FUNDS FTA 5310	LOCAL	32.5	0.0	0.0	0.0	32.5	
STATE	0.0	0.0	0.0		0.0	0.0					
FEDERAL	129.8	0.0	0.0		0.0	129.8					
TOTAL	162.3	0.0	0.0		0.0	162.3					
(694)	378	ENHANCEMENT PROJECTS FOR WASHINGTON COUNTY PUBLIC TRANSPORTATION WHICH INCLUDES LANDSCAPING, LIGHTING, SIGNAGE, AND 2 BUS SHELTERS, WITH OTHER AMENITIES  6009999	TP	DETAIL COSTS	PE	0.0	0.0	0.0	0.0	0.0	EXEMPT
					ROW	0.0	0.0	0.0	0.0	0.0	
					CONST	0.0	0.0	0.0	0.0	0.0	
					OTHER	117.4	0.0	0.0	0.0	117.4	
					TOTAL	117.4	0.0	0.0	0.0	117.4	
				SOURCE OF FUNDS FTA 5307	LOCAL	23.5	0.0	0.0	0.0	23.5	
STATE	0.0	0.0	0.0		0.0	0.0					
FEDERAL	93.9	0.0	0.0		0.0	93.9					
TOTAL	117.4	0.0	0.0		0.0	117.4					
(386)	379	CONSTRUCTION OF WASHINGTON COUNTY PARK AND RIDE LOT AT THE USH 41, USH 45, AND STH 145 INTERCHANGE IN THE TOWN OF RICHFIELD  6000009 1693-36-70	TP	DETAIL COSTS	PE	0.0	0.0	0.0	0.0	0.0	EXEMPT
					ROW	0.0	0.0	0.0	0.0	0.0	
					CONST	397.9	0.0	0.0	0.0	397.9	
					OTHER	0.0	0.0	0.0	0.0	0.0	
					TOTAL	397.9	0.0	0.0	0.0	397.9	
				SOURCE OF FUNDS CMAQ	LOCAL	96.9	0.0	0.0	0.0	96.9	
STATE	0.0	0.0	0.0		0.0	0.0					
FEDERAL	301.0	0.0	0.0		0.0	301.0					
TOTAL	397.9	0.0	0.0		0.0	397.9					

**TRANSPORTATION IMPROVEMENT PROGRAM FOR THE MILWAUKEE TRANSPORTATION MANAGEMENT AREA --  
WASHINGTON COUNTY 2009-2012**

PROJECT SPONSOR	PROJECT			ESTIMATED COSTS (\$1,000)						AIR QUAL STAT
	NO	DESCRIPTION / STATE ID	TYPE		2009	2010	2011	2012	Total	
WASHINGTON COUNTY	380 (392)	CONSTRUCTION OF A ROUNDABOUT AT THE INTERSECTION OF CTH P AND CTH PV (PLEASANT VALLEY RD) IN WASHINGTON COUNTY  6000024 2708-02-70	HS	DETAIL COSTS	PE	0.0	0.0	0.0	0.0	EXEMPT
					ROW	0.0	0.0	0.0	0.0	
					CONST	775.9	0.0	0.0	0.0	
					OTHER	0.0	0.0	0.0	0.0	
					TOTAL	775.9	0.0	0.0	0.0	
				SOURCE OF FUNDS STP-S	LOCAL	155.2	0.0	0.0	0.0	
					STATE	0.0	0.0	0.0	0.0	
					FEDERAL	620.7	0.0	0.0	0.0	
					TOTAL	775.9	0.0	0.0	0.0	
HARTFORD (CITY)	381 (396)	OPERATING ASSISTANCE FOR CITY OF HARTFORD TRANSIT (SEC 85.20 & 5311)  6070004	TP	DETAIL COSTS	PE	0.0	0.0	0.0	0.0	EXEMPT
					ROW	0.0	0.0	0.0	0.0	
					CONST	0.0	0.0	0.0	0.0	
					OTHER	213.0	219.4	226.0	232.8	
					TOTAL	213.0	219.4	226.0	232.8	
				SOURCE OF FUNDS FTA 5311	LOCAL	21.3	21.9	22.6	23.3	
					STATE	100.1	103.1	106.2	109.4	
					FEDERAL	91.6	94.4	97.2	100.1	
					TOTAL	213.0	219.4	226.0	232.8	
	382 (397)	CAPITAL COSTS FOR THE CITY OF HARTFORD TRANSIT SYSTEM  6070000	TP	DETAIL COSTS	PE	0.0	0.0	0.0	0.0	EXEMPT
					ROW	0.0	0.0	0.0	0.0	
					CONST	0.0	0.0	0.0	0.0	
					OTHER	43.0	0.0	43.0	0.0	
					TOTAL	43.0	0.0	43.0	0.0	
				SOURCE OF FUNDS FTA 5310	LOCAL	8.6	0.0	8.6	0.0	
					STATE	0.0	0.0	0.0	0.0	
					FEDERAL	34.4	0.0	34.4	0.0	
					TOTAL	43.0	0.0	43.0	0.0	
	383 (726)	REPLACEMENT OF N JOHNSON ST BRIDGE OVER RUBICON RIVER IN THE CITY OF HARTFORD (P-66-704)  6079999 2705-05-70	OH	DETAIL COSTS	PE	96.0	0.0	0.0	0.0	EXEMPT
					ROW	0.0	0.0	0.0	0.0	
					CONST	0.0	0.0	0.0	371.0	
					OTHER	0.0	0.0	0.0	0.0	
					TOTAL	96.0	0.0	0.0	371.0	
				SOURCE OF FUNDS BRP	LOCAL	19.2	0.0	0.0	74.2	
					STATE	0.0	0.0	0.0	0.0	
					FEDERAL	76.8	0.0	0.0	296.8	
					TOTAL	96.0	0.0	0.0	371.0	
	384 (398)	RENOVATION OF THE HARTFORD HERITAGE AUTO MUSEUM (PHASE II) TO IMPROVE THE FACILITY AND AUTO DISPLAYS AND EXPAND THE RAILROAD DISPLAYS IN THE CITY OF HARTFORD  6070001 2705-04-70	EE	DETAIL COSTS	PE	0.0	0.0	0.0	0.0	EXEMPT
					ROW	0.0	0.0	0.0	0.0	
					CONST	302.6	0.0	0.0	0.0	
					OTHER	0.0	0.0	0.0	0.0	
					TOTAL	302.6	0.0	0.0	0.0	
				SOURCE OF FUNDS STP-E	LOCAL	72.2	0.0	0.0	0.0	
					STATE	0.0	0.0	0.0	0.0	
					FEDERAL	230.4	0.0	0.0	0.0	
					TOTAL	302.6	0.0	0.0	0.0	
JACKSON (VILLAGE)	385 (756)	DESIGN AND CONSTRUCT A NEW PARK-RIDE LOT NORTH OF STH 60 AND WEST OF CTH P ALONG APPLE CREEK AND REMOVAL OF EXISTING PARK-RIDE LOT IN SE QUADRANT OF STH 60 AND CTH P  6109999 1693-46-70	TP	DETAIL COSTS	PE	100.0	0.0	0.0	0.0	EXEMPT
					ROW	60.8	0.0	0.0	0.0	
					CONST	0.0	430.7	0.0	0.0	
					OTHER	0.0	0.0	0.0	0.0	
					TOTAL	160.8	430.7	0.0	0.0	
				SOURCE OF FUNDS CMAQ	LOCAL	32.2	86.1	0.0	0.0	
					STATE	0.0	0.0	0.0	0.0	
					FEDERAL	128.6	344.6	0.0	0.0	
					TOTAL	160.8	430.7	0.0	0.0	
KEWASKUM (TOWN)	386	REPLACEMENT OF WARNING AND TRAFFIC SIGNS THROUGHOUT THE TOWN  6110001	HS	DETAIL COSTS	PE	0.0	0.0	0.0	0.0	EXEMPT
					ROW	0.0	0.0	0.0	0.0	
					CONST	25.6	0.0	0.0	0.0	
					OTHER	0.0	0.0	0.0	0.0	
					TOTAL	25.6	0.0	0.0	0.0	
				SOURCE OF FUNDS STP-S	LOCAL	3.1	0.0	0.0	0.0	
					STATE	0.0	0.0	0.0	0.0	
					FEDERAL	22.5	0.0	0.0	0.0	
					TOTAL	25.6	0.0	0.0	0.0	
WEST BEND (CITY)	387 (399)	OPERATING ASSISTANCE FOR THE CITY OF WEST BEND SHARED-RIDE TAXI SYSTEM: 2005-2007  6180003	TP	DETAIL COSTS	PE	0.0	0.0	0.0	0.0	EXEMPT
					ROW	0.0	0.0	0.0	0.0	
					CONST	0.0	0.0	0.0	0.0	
					OTHER	1,096.0	1,128.9	1,162.8	1,197.7	
					TOTAL	1,096.0	1,128.9	1,162.8	1,197.7	
				SOURCE OF FUNDS FTA 5311	LOCAL	405.5	417.7	430.2	443.2	
					STATE	416.5	429.0	441.9	455.1	
					FEDERAL	274.0	282.2	290.7	299.4	
					TOTAL	1,096.0	1,128.9	1,162.8	1,197.7	

**TRANSPORTATION IMPROVEMENT PROGRAM FOR THE MILWAUKEE TRANSPORTATION MANAGEMENT AREA --  
WASHINGTON COUNTY 2009-2012**

PROJECT SPONSOR	PROJECT			ESTIMATED COSTS (\$1,000)						AIR QUAL STAT
	NO	DESCRIPTION / STATE ID	TYPE		2009	2010	2011	2012	Total	
WEST BEND (CITY)	388	CONSTRUCT NE BOARDWALK (PHASE II) OF QUAAS CREEK RIVERWALK FROM ENTERPRISE ST TO PARK PROPERTY LIMITS  6180010 1693-30-70	EE	DETAIL COSTS	PE	0.0	0.0	0.0	0.0	EXEMPT
					ROW	0.0	0.0	0.0	0.0	
					CONST	250.0	0.0	0.0	0.0	
					OTHER	0.0	0.0	0.0	0.0	
				SOURCE OF FUNDS STP-E	TOTAL	250.0	0.0	0.0	250.0	
					LOCAL	50.0	0.0	0.0	50.0	
					STATE	0.0	0.0	0.0	0.0	
					FEDERAL	200.0	0.0	0.0	200.0	
	389 (401)	RAILROAD DEPOT RESTORATION AND VETERAN'S AVE PEDESTRIAN IMPROVEMENTS AND PRELIMINARY DESIGN FOR THE WEST BEND TRAIL TO BE LOCATED ON THE ABANDONED CNR ROW (5.00 MILES)  6180009 2707-05-70	EE	DETAIL COSTS	PE	0.0	0.0	0.0	0.0	EXEMPT
					ROW	0.0	0.0	0.0	0.0	
					CONST	1,165.2	0.0	0.0	1,165.2	
					OTHER	0.0	0.0	0.0	0.0	
				SOURCE OF FUNDS STP-E	TOTAL	1,165.2	0.0	0.0	1,165.2	
					LOCAL	295.3	0.0	0.0	295.3	
					STATE	0.0	0.0	0.0	0.0	
					FEDERAL	869.9	0.0	0.0	869.9	
WOW WORKFORCE DEVELOPMENT, INC.	390 (727)	MOBILITY MANAGER POSITION TO PLAN AND COORDINATE TRANSPORTATION SERVICES  6219999	TP	DETAIL COSTS	PE	0.0	0.0	0.0	0.0	EXEMPT
					ROW	0.0	0.0	0.0	0.0	
					CONST	0.0	0.0	0.0	0.0	
					OTHER	67.2	0.0	0.0	67.2	
				SOURCE OF FUNDS FTA 5316	TOTAL	67.2	0.0	0.0	67.2	
					LOCAL	33.6	0.0	0.0	33.6	
					STATE	0.0	0.0	0.0	0.0	
					FEDERAL	33.6	0.0	0.0	33.6	
	391 (402)	KEYS TO WORK INITIATIVE TO PROVIDE LOANS TO LOW-INCOME FAMILIES IN WAUKESHA, OZAUKEE AND WASHINGTON COUNTIES FOR AUTOMOBILE PURCHASES TO ENSURE TRANSPORTATION TO WORK  6210001	OH	DETAIL COSTS	PE	0.0	0.0	0.0	0.0	EXEMPT
					ROW	0.0	0.0	0.0	0.0	
					CONST	0.0	0.0	0.0	0.0	
					OTHER	101.4	0.0	0.0	101.4	
				SOURCE OF FUNDS FTA 5316	TOTAL	101.4	0.0	0.0	101.4	
					LOCAL	50.7	0.0	0.0	50.7	
					STATE	0.0	0.0	0.0	0.0	
					FEDERAL	50.7	0.0	0.0	50.7	



**TRANSPORTATION IMPROVEMENT PROGRAM FOR THE MILWAUKEE TRANSPORTATION MANAGEMENT AREA --  
WAUKESHA COUNTY 2009-2012**

PROJECT SPONSOR	PROJECT			ESTIMATED COSTS (\$1,000)							AIR QUAL STAT
	NO	DESCRIPTION / STATE ID	TYPE			2009	2010	2011	2012	Total	
STATE OF WISCONSIN	392	REHABILITATION OF IH-94 BRIDGES AT DOUSMAN RD AND GOLDEN LAKE RD (CTH BB) IN WAUKESHA COUNTY (B-67-0081; B-67-0082; B-67-0079; AND B-67-0079)  80099581060-38-70	HP	DETAIL COSTS	PE	230.0	0.0	0.0	0.0	230.0	EXEMPT
					ROW	0.0	0.0	0.0	0.0	0.0	
					CONST	0.0	0.0	0.0	0.0	0.0	
					OTHER	0.0	0.0	0.0	0.0	0.0	
				TOTAL	230.0	0.0	0.0	0.0	230.0		
				SOURCE OF FUNDS NHS	LOCAL	0.0	0.0	0.0	0.0	0.0	
					STATE	46.0	0.0	0.0	0.0	46.0	
					FEDERAL	184.0	0.0	0.0	0.0	184.0	
TOTAL	230.0	0.0	0.0		0.0	230.0					
	393	CONSTRUCTION OF A PARK AND RIDE LOT OF IH-94 AT CTH P IN WAUKESHA COUNTY  80099321060-31-71	HP	DETAIL COSTS	PE	200.0	0.0	0.0	0.0	200.0	EXEMPT
					ROW	0.0	0.0	0.0	0.0	0.0	
					CONST	0.0	2,760.0	0.0	0.0	2,760.0	
					OTHER	0.0	0.0	0.0	0.0	0.0	
				TOTAL	200.0	2,760.0	0.0	0.0	2,960.0		
				SOURCE OF FUNDS	LOCAL	0.0	0.0	0.0	0.0	0.0	
					STATE	200.0	2,760.0	0.0	0.0	2,960.0	
					FEDERAL	0.0	0.0	0.0	0.0	0.0	
TOTAL	200.0	2,760.0	0.0		0.0	2,960.0					
	394 (406)	REHABILITATION OF IH-94 BRIDGES AND THE CTH F INTERCHANGE IN WAUKESHA COUNTY (B-67-0014 AND B-67-0140)  80000691060-08-60	HP	DETAIL COSTS	PE	0.0	0.0	0.0	0.0	0.0	EXEMPT
					ROW	0.0	0.0	0.0	0.0	0.0	
					CONST	1,017.8	0.0	0.0	0.0	1,017.8	
					OTHER	0.0	0.0	0.0	0.0	0.0	
				TOTAL	1,017.8	0.0	0.0	0.0	1,017.8		
				SOURCE OF FUNDS IH-M	LOCAL	0.0	0.0	0.0	0.0	0.0	
					STATE	101.8	0.0	0.0	0.0	101.8	
					FEDERAL	916.0	0.0	0.0	0.0	916.0	
TOTAL	1,017.8	0.0	0.0		0.0	1,017.8					
	395	RESURFACING OF IH-94 FROM ONE HALF MILE EAST OF CTH P TO ONE HALF MILE WEST OF CTH P IN WAUKESHA COUNTY (1.00 MILES)  8009841	HP	DETAIL COSTS	PE	50.0	0.0	0.0	0.0	50.0	EXEMPT
					ROW	0.0	0.0	0.0	0.0	0.0	
					CONST	0.0	500.0	0.0	0.0	500.0	
					OTHER	0.0	0.0	0.0	0.0	0.0	
				TOTAL	50.0	500.0	0.0	0.0	550.0		
				SOURCE OF FUNDS	LOCAL	50.0	0.0	0.0	0.0	50.0	
					STATE	0.0	500.0	0.0	0.0	500.0	
					FEDERAL	0.0	0.0	0.0	0.0	0.0	
TOTAL	50.0	500.0	0.0		0.0	550.0					
	396 (409)	RESURFACING OF IH-94 FROM STH 16 TO STH 100 IN WAUKESHA COUNTY (10.10 MILES)  80000821060-32-70	HP	DETAIL COSTS	PE	1,000.0	0.0	0.0	0.0	1,000.0	EXEMPT
					ROW	0.0	0.0	0.0	0.0	0.0	
					CONST	0.0	0.0	0.0	0.0	0.0	
					OTHER	0.0	0.0	0.0	0.0	0.0	
				TOTAL	1,000.0	0.0	0.0	0.0	1,000.0		
				SOURCE OF FUNDS IH-M	LOCAL	0.0	0.0	0.0	0.0	0.0	
					STATE	100.0	0.0	0.0	0.0	100.0	
					FEDERAL	900.0	0.0	0.0	0.0	900.0	
TOTAL	1,000.0	0.0	0.0		0.0	1,000.0					
	397	RESURFACING OF IH 94 FROM ONE-HALF MILE WEST OF CTH P TO ONE HALF MILE EAST OF CTH P IN WAUKESHA COUNTY (1.0 MILES)  80098551060-39-70	HP	DETAIL COSTS	PE	0.0	100.0	0.0	0.0	100.0	EXEMPT
					ROW	0.0	0.0	0.0	0.0	0.0	
					CONST	0.0	1,500.0	0.0	0.0	1,500.0	
					OTHER	0.0	0.0	0.0	0.0	0.0	
				TOTAL	0.0	1,600.0	0.0	0.0	1,600.0		
				SOURCE OF FUNDS STP-O	LOCAL	0.0	0.0	0.0	0.0	0.0	
					STATE	0.0	320.0	0.0	0.0	320.0	
					FEDERAL	0.0	1,280.0	0.0	0.0	1,280.0	
TOTAL	0.0	1,600.0	0.0		0.0	1,600.0					
	398 (411)	RESURFACING OF USH 18 (EB ST PAUL AVE & WB NORTH ST) FROM MORELAND BLVD TO MADISON ST IN THE CITY OF WAUKESHA (2.00 MILES)  80003612210-01-71	HP	DETAIL COSTS	PE	149.0	0.0	0.0	0.0	149.0	EXEMPT
					ROW	0.0	0.0	0.0	0.0	0.0	
					CONST	0.0	0.0	2,870.0	0.0	2,870.0	
					OTHER	0.0	0.0	0.0	0.0	0.0	
				TOTAL	149.0	0.0	2,870.0	0.0	3,019.0		
				SOURCE OF FUNDS STP-O	LOCAL	0.0	0.0	416.2	0.0	416.2	
					STATE	37.2	0.0	157.8	0.0	195.0	
					FEDERAL	111.8	0.0	2,296.0	0.0	2,407.8	
TOTAL	149.0	0.0	2,870.0		0.0	3,019.0					
	399 (412)	RESURFACING OF USH 18 (SUMMIT AVE) FROM 200 FT WEST OF GREEN MEADOW DR TO NORTH ST IN THE CITY OF WAUKESHA (1.70 MILES)  80010512770-02-70	HP	DETAIL COSTS	PE	0.0	0.0	0.0	0.0	0.0	EXEMPT
					ROW	0.0	0.0	0.0	0.0	0.0	
					CONST	0.0	1,952.0	0.0	0.0	1,952.0	
					OTHER	0.0	0.0	0.0	0.0	0.0	
				TOTAL	0.0	1,952.0	0.0	0.0	1,952.0		
				SOURCE OF FUNDS	LOCAL	0.0	449.0	0.0	0.0	449.0	
					STATE	0.0	1,503.0	0.0	0.0	1,503.0	
					FEDERAL	0.0	0.0	0.0	0.0	0.0	
TOTAL	0.0	1,952.0	0.0		0.0	1,952.0					

**TRANSPORTATION IMPROVEMENT PROGRAM FOR THE MILWAUKEE TRANSPORTATION MANAGEMENT AREA --  
WAUKESHA COUNTY 2009-2012**

PROJECT SPONSOR	PROJECT			ESTIMATED COSTS (\$1,000)						AIR QUAL STAT
	NO	DESCRIPTION / STATE ID	TYPE		2009	2010	2011	2012	Total	
STATE OF WISCONSIN	400	RESURFACING OF USH 18 (MORELAND BLVD) FROM MANHATTAN DR TO IH-94 IN THE CITY OF WAUKESHA AND TOWN OF BROOKFIELD (1.8 MILES)  8009825 2200-16-71	HP	DETAIL COSTS	PE	100.0	0.0	0.0	100.0	EXEMPT
					ROW	0.0	0.0	0.0	0.0	
					CONST	0.0	0.0	0.0	0.0	
					OTHER	0.0	0.0	0.0	0.0	
				SOURCE OF FUNDS STP-0	TOTAL	100.0	0.0	0.0	100.0	
					LOCAL	20.0	0.0	0.0	20.0	
					STATE	0.0	0.0	0.0	0.0	
					FEDERAL	80.0	0.0	0.0	80.0	
	401 (413)	RESURFACING OF USH 18 (MORELAND BLVD) FROM MOORLAND RD TO MOORLAND RD IN THE TOWN AND CITY OF BROOKFIELD (3.42 MILES)  8000033 2200-16-70	HP	DETAIL COSTS	PE	1,650.0	0.0	0.0	1,650.0	EXEMPT
					ROW	856.0	0.0	0.0	856.0	
					CONST	0.0	0.0	17,500.0	17,500.0	
					OTHER	0.0	0.0	0.0	0.0	
				SOURCE OF FUNDS STP-0	TOTAL	2,506.0	0.0	17,500.0	20,006.0	
					LOCAL	0.0	0.0	0.0	0.0	
					STATE	501.2	0.0	3,500.0	4,001.2	
					FEDERAL	2,004.8	0.0	14,000.0	16,004.8	
	402 (414)	RESURFACING OF USH 18 (BLUE MOUND RD) FROM MOORLAND RD TO 124TH ST IN THE CITY OF BROOKFIELD (2.0 MILES)  8000036 2210-07-70	HP	DETAIL COSTS	PE	1,050.0	0.0	0.0	1,050.0	EXEMPT
					ROW	1,605.0	0.0	0.0	1,605.0	
					CONST	0.0	0.0	10,477.5	10,477.5	
					OTHER	0.0	0.0	0.0	0.0	
				SOURCE OF FUNDS STP-0	TOTAL	2,655.0	0.0	10,477.5	13,132.5	
					LOCAL	0.0	0.0	0.0	0.0	
					STATE	1,815.0	0.0	2,095.5	3,910.5	
					FEDERAL	840.0	0.0	8,382.0	9,222.0	
	403 (404)	RESURFACING OF THE PARK & RIDE LOTS AT USH 41/45 AND PILGRIM AND TIMMERMAN FIELD IN WAUKESHA AND MILWAUKEE COUNTIES  8000084 1000-19-78	HP	DETAIL COSTS	PE	50.0	0.0	0.0	50.0	EXEMPT
					ROW	0.0	0.0	0.0	0.0	
					CONST	0.0	471.5	0.0	471.5	
					OTHER	0.0	0.0	0.0	0.0	
				SOURCE OF FUNDS STP-0	TOTAL	50.0	471.5	0.0	521.5	
					LOCAL	0.0	0.0	0.0	0.0	
					STATE	50.0	471.5	0.0	521.5	
					FEDERAL	0.0	0.0	0.0	0.0	
	404 (417)	RECONSTRUCTION OF STH 16 FROM THE WEST WAUKESHA COUNTY LINE TO CONCORD RD IN THE CITY OF OCONOMOWOC (3.30 MILES)  8000045 1371-08-70	HP	DETAIL COSTS	PE	900.0	0.0	0.0	900.0	EXEMPT
					ROW	0.0	0.0	0.0	0.0	
					CONST	0.0	0.0	0.0	0.0	
					OTHER	0.0	11,627.7	0.0	11,627.7	
				SOURCE OF FUNDS STP-0	TOTAL	900.0	11,627.7	0.0	12,527.7	
					LOCAL	0.0	230.3	0.0	230.3	
					STATE	180.0	4,490.1	0.0	4,670.1	
					FEDERAL	720.0	6,907.3	0.0	7,627.3	
	405	RESURFACING OF STH 16 FROM CTH KE TO IH 94 IN WAUKESHA COUNTY (6.60 MILES)  8009856 1370-15-70	HP	DETAIL COSTS	PE	0.0	600.0	0.0	600.0	EXEMPT
					ROW	0.0	0.0	0.0	0.0	
					CONST	0.0	6,325.0	0.0	6,325.0	
					OTHER	0.0	0.0	0.0	0.0	
				SOURCE OF FUNDS STP-0	TOTAL	0.0	6,925.0	0.0	6,925.0	
					LOCAL	0.0	0.0	0.0	0.0	
					STATE	0.0	1,385.0	0.0	1,385.0	
					FEDERAL	0.0	5,540.0	0.0	5,540.0	
	406	RESURFACING OF STH 16 FROM MERTON AVE (CTH KC) TO IH-94 IN WAUKESHA COUNTY (4.80 MILES)  8009840	HP	DETAIL COSTS	PE	100.0	0.0	0.0	100.0	EXEMPT
					ROW	0.0	0.0	0.0	0.0	
					CONST	0.0	0.0	0.0	0.0	
					OTHER	0.0	0.0	0.0	0.0	
				SOURCE OF FUNDS STP-0	TOTAL	100.0	0.0	0.0	100.0	
					LOCAL	0.0	0.0	0.0	0.0	
					STATE	100.0	0.0	0.0	100.0	
					FEDERAL	0.0	0.0	0.0	0.0	
	407	REHABILITATION OF STH 16 BRIDGES FROM IH-94 TO STH 67  8009952 1370-14-70	HP	DETAIL COSTS	PE	205.0	0.0	0.0	205.0	EXEMPT
					ROW	0.0	0.0	0.0	0.0	
					CONST	0.0	0.0	2,050.0	2,050.0	
					OTHER	0.0	0.0	0.0	0.0	
				SOURCE OF FUNDS STP-0	TOTAL	205.0	0.0	2,050.0	2,255.0	
					LOCAL	0.0	0.0	0.0	0.0	
					STATE	41.0	0.0	410.0	451.0	
					FEDERAL	164.0	0.0	1,640.0	1,804.0	

**TRANSPORTATION IMPROVEMENT PROGRAM FOR THE MILWAUKEE TRANSPORTATION MANAGEMENT AREA --  
WAUKESHA COUNTY 2009-2012**

PROJECT SPONSOR	PROJECT			ESTIMATED COSTS (\$1,000)							AIR QUAL STAT
	NO	DESCRIPTION / STATE ID	TYPE			2009	2010	2011	2012	Total	
STATE OF WISCONSIN	408  (418)	REHABILITATION OF STH 59 FROM CTH ZZ TO CTH X IN WAUKESHA COUNTY (6.00 MILES)      80001533110-05-30	HP	DETAIL COSTS	PE	307.0	0.0	0.0	0.0	307.0	EXEMPT
					ROW	0.0	0.0	0.0	0.0	0.0	
					CONST	0.0	0.0	0.0	2,044.0	2,044.0	
					OTHER	0.0	0.0	0.0	0.0	0.0	
					TOTAL	307.0	0.0	0.0	2,044.0	2,351.0	
				SOURCE OF FUNDS STP-O	LOCAL	0.0	0.0	0.0	0.0	0.0	
					STATE	61.4	0.0	0.0	408.8	470.2	
					FEDERAL	245.6	0.0	0.0	1,635.2	1,880.8	
					TOTAL	307.0	0.0	0.0	2,044.0	2,351.0	
					TOTAL	307.0	0.0	0.0	2,044.0	2,351.0	
	409      80099202791-00-70	INTERSECTION MODIFICATION AT STH 59 (ARCADIAN AVE) AND STH 164 (LES PAUL PARKWAY) IN THE CITY OF WAUKESHA   									

**TRANSPORTATION IMPROVEMENT PROGRAM FOR THE MILWAUKEE TRANSPORTATION MANAGEMENT AREA --  
WAUKESHA COUNTY 2009-2012**

PROJECT SPONSOR	PROJECT			ESTIMATED COSTS (\$1,000)							AIR QUAL STAT
	NO	DESCRIPTION / STATE ID	TYPE			2009	2010	2011	2012	Total	
STATE OF WISCONSIN	416  (438)	RECONSTRUCTION OF THE STH 83 AND STH 16 INTERCHANGE TO ACCOMMODATE THE WIDENING OF STH 83 IN WAUKESHA COUNTY  80000471330-10-71	HP	DETAIL COSTS	PE	1,000.0	0.0	0.0	0.0	1,000.0	EXEMPT
					ROW	0.0	0.0	0.0	0.0	0.0	
					CONST	0.0	0.0	0.0	6,150.0	6,150.0	
					OTHER	0.0	0.0	0.0	0.0	0.0	
				TOTAL	1,000.0	0.0	0.0	6,150.0	7,150.0		
				SOURCE OF FUNDS STP-O	LOCAL	0.0	0.0	0.0	0.0	0.0	
STATE	200.0	0.0	0.0		1,230.0	1,430.0					
	417	RESURFACING OF SCUPPERNONG DR (STH 83) FROM GLACIER PASS (N OF USH 18) TO GOLF RD IN THE CITY AND TOWN OF DELAFIELD (2.22 MILES)  80099291330-19-60	HP	DETAIL COSTS	PE	307.0	0.0	0.0	0.0	307.0	EXEMPT
					ROW	0.0	0.0	0.0	0.0	0.0	
					CONST	0.0	3,070.5	0.0	0.0	3,070.5	
					OTHER	0.0	0.0	0.0	0.0	0.0	
				TOTAL	307.0	3,070.5	0.0	0.0	3,377.5		
				SOURCE OF FUNDS STP-O	LOCAL	0.0	0.0	0.0	0.0	0.0	
STATE	61.4	614.1	0.0		0.0	675.5					
	418	CORRIDOR WETLAND MITIGATION OF STH 83 FROM CTH NN TO STH 16 IN WAUKESHA COUNTY  80099281330-15-71	HP	DETAIL COSTS	PE	30.0	0.0	0.0	0.0	30.0	EXEMPT
					ROW	0.0	0.0	0.0	0.0	0.0	
					CONST	0.0	0.0	0.0	325.0	325.0	
					OTHER	0.0	0.0	0.0	0.0	0.0	
				TOTAL	30.0	0.0	0.0	325.0	355.0		
				SOURCE OF FUNDS STP-O	LOCAL	0.0	0.0	0.0	0.0	0.0	
STATE	30.0	0.0	0.0		325.0	355.0					
	419	RECONSTRUCT ROCHESTER ST (STH 83) AT INTERSECTIONS OF CTH LO AND CTH ES IN THE VILLAGE OF MUKWONAGO  80099301330-23-70	HP	DETAIL COSTS	PE	230.0	0.0	0.0	0.0	230.0	EXEMPT
					ROW	0.0	1,070.0	0.0	0.0	1,070.0	
					CONST	0.0	0.0	0.0	0.0	0.0	
					OTHER	0.0	0.0	0.0	0.0	0.0	
				TOTAL	230.0	1,070.0	0.0	0.0	1,300.0		
				SOURCE OF FUNDS STP-O	LOCAL	0.0	0.0	0.0	0.0	0.0	
STATE	46.0	1,070.0	0.0		0.0	1,116.0					
	420	RESURFACING OF STH 83 FROM BRIDGE OVER MUKWONAGO RIVER TO LINCOLN ST IN THE VILLAGE OF MUKWONAGO (1.10 MILES)  8009834	HP	DETAIL COSTS	PE	50.0	0.0	0.0	0.0	50.0	EXEMPT
					ROW	0.0	0.0	0.0	0.0	0.0	
					CONST	0.0	0.0	0.0	350.0	350.0	
					OTHER	0.0	0.0	0.0	0.0	0.0	
				TOTAL	50.0	0.0	0.0	350.0	400.0		
				SOURCE OF FUNDS STP-O	LOCAL	0.0	0.0	0.0	0.0	0.0	
STATE	50.0	0.0	0.0		350.0	400.0					
	421  (429)	RESURFACING OF STH 145 (ORCHARD ROAD) FROM MAIN ST TO CTH Q IN THE VILLAGE OF MENOMONEE FALLS TO STH 167 IN THE VILLAGE OF GERMANTOWN (2.50 MILES)  80044442010-09-70	HP	DETAIL COSTS	PE	75.0	0.0	0.0	0.0	75.0	EXEMPT
					ROW	0.0	0.0	0.0	0.0	0.0	
					CONST	0.0	0.0	0.0	510.0	510.0	
					OTHER	0.0	0.0	0.0	0.0	0.0	
				TOTAL	75.0	0.0	0.0	510.0	585.0		
				SOURCE OF FUNDS STP-O	LOCAL	0.0	0.0	0.0	0.0	0.0	
STATE	15.0	0.0	0.0		510.0	525.0					
	422  (430)	RECONSTRUCTION OF THE INTERSECTION OF STH 164 AND CTH Q IN WAUKESHA AND WASHINGTON COUNTIES (0.20 MILES)  80001262748-07-00	HP	DETAIL COSTS	PE	0.0	0.0	0.0	0.0	0.0	EXEMPT
					ROW	0.0	0.0	0.0	0.0	0.0	
					CONST	1,854.7	0.0	0.0	0.0	1,854.7	
					OTHER	0.0	0.0	0.0	0.0	0.0	
				TOTAL	1,854.7	0.0	0.0	0.0	1,854.7		
				SOURCE OF FUNDS STP-O	LOCAL	0.0	0.0	0.0	0.0	0.0	
STATE	371.0	0.0	0.0		0.0	371.0					
	423  (431)	RECONSTRUCTION OF STH 164 FROM HENNEBERRY AVE IN THE VILLAGE OF BIG BEND TO IH-43 IN WAUKESHA COUNTY (2.80 MILES)  80001162810-06-70	HP	DETAIL COSTS	PE	384.0	0.0	0.0	0.0	384.0	EXEMPT
					ROW	0.0	0.0	0.0	0.0	0.0	
					CONST	0.0	0.0	0.0	0.0	0.0	
					OTHER	0.0	0.0	0.0	0.0	0.0	
				TOTAL	384.0	0.0	0.0	0.0	384.0		
				SOURCE OF FUNDS STP-O	LOCAL	0.0	0.0	0.0	0.0	0.0	
STATE	76.8	0.0	0.0		0.0	76.8					
	423  (431)	RECONSTRUCTION OF STH 164 FROM HENNEBERRY AVE IN THE VILLAGE OF BIG BEND TO IH-43 IN WAUKESHA COUNTY (2.80 MILES)  80001162810-06-70	HP	DETAIL COSTS	PE	384.0	0.0	0.0	0.0	384.0	EXEMPT
					ROW	0.0	0.0	0.0	0.0	0.0	
					CONST	0.0	0.0	0.0	0.0	0.0	
					OTHER	0.0	0.0	0.0	0.0	0.0	
				TOTAL	384.0	0.0	0.0	0.0	384.0		
				SOURCE OF FUNDS STP-O	LOCAL	0.0	0.0	0.0	0.0	0.0	
STATE	76.8	0.0	0.0		0.0	76.8					
	423  (431)	RECONSTRUCTION OF STH 164 FROM HENNEBERRY AVE IN THE VILLAGE OF BIG BEND TO IH-43 IN WAUKESHA COUNTY (2.80 MILES)  80001162810-06-70	HP	DETAIL COSTS	PE	384.0	0.0	0.0	0.0	384.0	EXEMPT
					ROW	0.0	0.0	0.0	0.0	0.0	
					CONST	0.0	0.0	0.0	0.0	0.0	
					OTHER	0.0	0.0	0.0	0.0	0.0	
				TOTAL	384.0	0.0	0.0	0.0	384.0		
				SOURCE OF FUNDS STP-O	LOCAL	0.0	0.0	0.0	0.0	0.0	
STATE	76.8	0.0	0.0		0.0	76.8					
	423  (431)	RECONSTRUCTION OF STH 164 FROM HENNEBERRY AVE IN THE VILLAGE OF BIG BEND TO IH-43 IN WAUKESHA COUNTY (2.80 MILES)  80001162810-06-70	HP	DETAIL COSTS	PE	384.0	0.0	0.0	0.0	384.0	EXEMPT
					ROW	0.0	0.0	0.0	0.0	0.0	
					CONST	0.0	0.0	0.0	0.0	0.0	
					OTHER	0.0	0.0	0.0	0.0	0.0	
				TOTAL	384.0	0.0	0.0	0.0	384.0		
				SOURCE OF FUNDS STP-O	LOCAL	0.0	0.0	0.0	0.0	0.0	
STATE	76.8	0.0	0.0		0.0	76.8					
	423  (431)	RECONSTRUCTION OF STH 164 FROM HENNEBERRY AVE IN THE VILLAGE OF BIG BEND TO IH-43 IN WAUKESHA COUNTY (2.80 MILES)  80001162810-06-70	HP	DETAIL COSTS	PE	384.0	0.0	0.0	0.0	384.0	EXEMPT
					ROW	0.0	0.0	0.0	0.0	0.0	
					CONST	0.0	0.0	0.0	0.0	0.0	
					OTHER	0.0	0.0	0.0	0.0	0.0	
				TOTAL	384.0	0.0	0.0	0.0	384.0		
				SOURCE OF FUNDS STP-O	LOCAL	0.0	0.0	0.0	0.0	0.0	
STATE	76.8	0.0	0.0		0.0	76.8					
	423  (431)	RECONSTRUCTION OF STH 164 FROM HENNEBERRY AVE IN THE VILLAGE OF BIG BEND TO IH-43 IN WAUKESHA COUNTY (2.80 MILES)  80001162810-06-70	HP	DETAIL COSTS	PE	384.0	0.0	0.0	0.0	384.0	EXEMPT
					ROW	0.0	0.0	0.0	0.0	0.0	
					CONST	0.0	0.0	0.0	0.0	0.0	
					OTHER	0.0	0.0	0.0	0.0	0.0	
				TOTAL	384.0	0.0	0.0	0.0	384.0		
				SOURCE OF FUNDS STP-O	LOCAL	0.0	0.0	0.0	0.0	0.0	
STATE	76.8	0.0	0.0		0.0	76.8					

**TRANSPORTATION IMPROVEMENT PROGRAM FOR THE MILWAUKEE TRANSPORTATION MANAGEMENT AREA --  
WAUKESHA COUNTY 2009-2012**

PROJECT SPONSOR	PROJECT			ESTIMATED COSTS (\$1,000)						AIR QUAL STAT
	NO	DESCRIPTION / STATE ID	TYPE		2009	2010	2011	2012	Total	
STATE OF WISCONSIN  (432)	424	RECONSTRUCTION OF THE INTERSECTION OF STH 164 (CLARK AVE) AND CTH L IN THE VILLAGE OF BIG BEND  8000227 2810-06-20	HP	DETAIL COSTS	PE	0.0	0.0	0.0	0.0	EXEMPT
					ROW	769.0	0.0	0.0	769.0	
					CONST	0.0	0.0	0.0	0.0	
					OTHER	0.0	0.0	0.0	0.0	
					TOTAL	769.0	0.0	0.0	769.0	
				SOURCE OF FUNDS	LOCAL	0.0	0.0	0.0	0.0	
					STATE	769.0	0.0	0.0	769.0	
					FEDERAL	0.0	0.0	0.0	0.0	
					TOTAL	769.0	0.0	0.0	769.0	
					TOTAL	769.0	0.0	0.0	769.0	
	425	CORRIDOR STUDY OF STH 190 FROM STH 16 TO BROOKFIELD RD IN WAUKESHA COUNTY (5.77 MILES)  8009900 2025-15-00	HP	DETAIL COSTS	PE	950.0	0.0	0.0	950.0	EXEMPT
					ROW	0.0	0.0	0.0	0.0	
					CONST	0.0	0.0	0.0	0.0	
					OTHER	0.0	0.0	0.0	0.0	
					TOTAL	950.0	0.0	0.0	950.0	
				SOURCE OF FUNDS STP-O	LOCAL	0.0	0.0	0.0	0.0	
					STATE	950.0	0.0	0.0	950.0	
					FEDERAL	0.0	0.0	0.0	0.0	
					TOTAL	950.0	0.0	0.0	950.0	
					TOTAL	950.0	0.0	0.0	950.0	
	426	RESURFACING OF STH 190 FROM STH 16 TO STH 74 IN THE VILLAGE AND CITY OF PEWAUKEE (2.23 MILES)  8000039 2025-13-70	HP	DETAIL COSTS	PE	836.0	0.0	0.0	836.0	EXEMPT
					ROW	0.0	0.0	0.0	0.0	
					CONST	0.0	0.0	8,362.7	8,362.7	
					OTHER	0.0	0.0	0.0	0.0	
					TOTAL	836.0	0.0	8,362.7	9,198.7	
				SOURCE OF FUNDS STP-O	LOCAL	0.0	0.0	25.6	25.6	
					STATE	167.8	0.0	1,647.0	1,814.8	
					FEDERAL	668.2	0.0	6,690.1	7,358.3	
					TOTAL	836.0	0.0	8,362.7	9,198.7	
					TOTAL	836.0	0.0	8,362.7	9,198.7	
	427	RESURFACING OF STH 190 FROM STH 74 TO 124TH ST IN WAUKESHA COUNTY (7.90 MILES)  8000038 2025-14-70	HP	DETAIL COSTS	PE	1,225.9	0.0	0.0	1,225.9	EXEMPT
					ROW	0.0	0.0	0.0	0.0	
					CONST	0.0	0.0	12,259.0	12,259.0	
					OTHER	0.0	0.0	5.1	5.1	
					TOTAL	1,225.9	0.0	12,264.1	13,490.0	
				SOURCE OF FUNDS NHS	LOCAL	0.0	0.0	0.0	0.0	
					STATE	245.2	0.0	2,456.9	2,702.1	
					FEDERAL	980.7	0.0	9,807.2	10,787.9	
					TOTAL	1,225.9	0.0	12,264.1	13,490.0	
					TOTAL	1,225.9	0.0	12,264.1	13,490.0	
	428	RECONSTRUCTION WITH ADDITIONAL LANES OF SUMMIT AVE (STH 67) FROM CTH DR (DELAFIELD RD) TO SUMMIT AVE IN THE CITY OF OCONOMOWOC (2.49 MILES)  8009926 3030-08-70	HI	DETAIL COSTS	PE	2,500.0	0.0	0.0	2,500.0	NON-EXEMPT
					ROW	0.0	535.0	0.0	535.0	
					CONST	0.0	0.0	0.0	0.0	
					OTHER	0.0	0.0	0.0	0.0	
					TOTAL	2,500.0	535.0	0.0	3,035.0	
				SOURCE OF FUNDS STP-O	LOCAL	0.0	0.0	0.0	0.0	
					STATE	500.0	535.0	0.0	1,035.0	
					FEDERAL	2,000.0	0.0	0.0	2,000.0	
					TOTAL	2,500.0	535.0	0.0	3,035.0	
					TOTAL	2,500.0	535.0	0.0	3,035.0	
	429	RECONSTRUCTION WITH ADDITIONAL LANES OF STH 83 FROM CTH DE TO USH 18 (HIGH MEADOW LANE) IN THE VILLAGE OF WALES AND THE TOWN OF GENESEE (1.95 MILES)  8000063 1330-18-70	HI	DETAIL COSTS	PE	900.0	0.0	0.0	900.0	NON-EXEMPT
					ROW	1,025.0	0.0	0.0	1,025.0	
					CONST	0.0	0.0	0.0	0.0	
					OTHER	0.0	0.0	0.0	0.0	
					TOTAL	1,925.0	0.0	0.0	1,925.0	
				SOURCE OF FUNDS STP-O	LOCAL	0.0	0.0	0.0	0.0	
					STATE	1,205.0	0.0	0.0	1,205.0	
					FEDERAL	720.0	0.0	0.0	720.0	
					TOTAL	1,925.0	0.0	0.0	1,925.0	
					TOTAL	1,925.0	0.0	0.0	1,925.0	
	430	RECONSTRUCT WITH ADDITIONAL LANES OF STH 83 FROM CTH NN TO STH 59 IN WAUKESHA COUNTY (6.10 MILES)  8001025 1330-12-70	HI	DETAIL COSTS	PE	2,316.0	0.0	0.0	2,316.0	EXEMPT
					ROW	0.0	0.0	0.0	0.0	
					CONST	0.0	0.0	22,960.0	22,960.0	
					OTHER	0.0	10,250.0	200.0	10,450.0	
					TOTAL	2,316.0	10,250.0	23,160.0	35,726.0	
				SOURCE OF FUNDS STP-O	LOCAL	0.0	0.0	100.0	100.0	
					STATE	463.2	2,050.0	4,692.0	7,205.2	
					FEDERAL	1,852.8	8,200.0	18,368.0	28,420.8	
					TOTAL	2,316.0	10,250.0	23,160.0	35,726.0	
					TOTAL	2,316.0	10,250.0	23,160.0	35,726.0	
	431	RECONSTRUCTION OF THE IH-94 INTERCHANGE AT CTH P TO INCLUDE EASTBOUND OFF-RAMP AND WB ON-RAMP IN WAUKESHA COUNTY  8000025 1060-31-20	HE	DETAIL COSTS	PE	1,200.0	0.0	0.0	1,200.0	NON-EXEMPT
					ROW	0.0	0.0	0.0	0.0	
					CONST	0.0	17,527.2	0.0	17,527.2	
					OTHER	0.0	0.0	0.0	0.0	
					TOTAL	1,200.0	17,527.2	0.0	18,727.2	
				SOURCE OF FUNDS NHS	LOCAL	0.0	2,486.3	0.0	2,486.3	
					STATE	120.0	15,040.9	0.0	15,160.9	
					FEDERAL	1,080.0	0.0	0.0	1,080.0	
					TOTAL	1,200.0	17,527.2	0.0	18,727.2	
					TOTAL	1,200.0	17,527.2	0.0	18,727.2	

**TRANSPORTATION IMPROVEMENT PROGRAM FOR THE MILWAUKEE TRANSPORTATION MANAGEMENT AREA --  
WAUKESHA COUNTY 2009-2012**

PROJECT SPONSOR	PROJECT			ESTIMATED COSTS (\$1,000)						AIR QUAL STAT
	NO	DESCRIPTION / STATE ID	TYPE		2009	2010	2011	2012	Total	
STATE OF WISCONSIN	432 <sup>c</sup>  R	TRACK, SIDINGS, SIGNAL AND GRADE CROSSING IMPROVEMENTS FROM MILWAUKEE INTERMODAL STATION TO DAYTON STREET IN THE CITY OF WATERTOWN TO BRING ROUTE UP TO HIGH SPEED PASSENGER TRAIN STANDARDS.  8009879	TE	DETAIL COSTS	PE	0.0	0.0	0.0	0.0	EXEMPT
					ROW	0.0	0.0	0.0	0.0	
					CONST	108,800.0	0.0	0.0	0.0	
					OTHER	0.0	0.0	0.0	0.0	
					TOTAL	108,800.0	0.0	0.0	108,800.0	
				SOURCE OF FUNDS FRA	LOCAL	0.0	0.0	0.0	0.0	
					STATE	0.0	0.0	0.0	0.0	
					FEDERAL	108,800.0	0.0	0.0	108,800.0	
					TOTAL	108,800.0	0.0	0.0	108,800.0	
	433  (415)	GEOMETRIC IMPROVEMENTS AND INSTALLATION OF SIGNALS AT THE USH 41/45 NB RAMP AT PILGRIM RD IN WAUKESHA COUNTY  8009987 2782-12-70	HS	DETAIL COSTS	PE	120.0	0.0	0.0	120.0	EXEMPT
					ROW	0.0	0.0	0.0	0.0	
					CONST	0.0	0.0	1,200.0	1,200.0	
					OTHER	0.0	0.0	0.0	0.0	
					TOTAL	120.0	0.0	1,200.0	1,320.0	
				SOURCE OF FUNDS NHS	LOCAL	0.0	0.0	0.0	0.0	
					STATE	24.0	0.0	240.0	264.0	
					FEDERAL	96.0	0.0	960.0	1,056.0	
					TOTAL	120.0	0.0	1,200.0	1,320.0	
	434  (705)	RECONSTRUCTION OF THE INTERSECTION OF STH 67 AND VALLEY RD (CTH B) IN THE CITY OF OCONOMOWOC  8009974 3100-11-70	HS	DETAIL COSTS	PE	150.0	0.0	0.0	150.0	EXEMPT
					ROW	0.0	0.0	0.0	0.0	
					CONST	1,650.0	0.0	0.0	1,650.0	
					OTHER	0.0	0.0	0.0	0.0	
					TOTAL	1,800.0	0.0	0.0	1,800.0	
				SOURCE OF FUNDS STP-S	LOCAL	0.0	0.0	0.0	0.0	
					STATE	1,399.2	0.0	0.0	1,399.2	
					FEDERAL	400.8	0.0	0.0	400.8	
					TOTAL	1,800.0	0.0	0.0	1,800.0	
	435  (444)	TRAFFIC SAFETY IMPROVEMENTS AT THE INTERSECTION OF STH 67 AND CTH B (VALLEY RD) IN WAUKESHA COUNTY  8000238 3100-11-70	HS	DETAIL COSTS	PE	75.0	0.0	0.0	75.0	EXEMPT
					ROW	0.0	0.0	0.0	0.0	
					CONST	0.0	1,650.0	0.0	1,650.0	
					OTHER	0.0	0.0	0.0	0.0	
					TOTAL	75.0	1,650.0	0.0	1,725.0	
				SOURCE OF FUNDS STP-S	LOCAL	7.5	1,369.2	0.0	1,376.7	
					STATE	0.0	0.0	0.0	0.0	
					FEDERAL	67.5	280.8	0.0	348.3	
					TOTAL	75.0	1,650.0	0.0	1,725.0	
	436	PAINTING AND FENCE REPLACEMENT ON THE MENOMONEE FALLS PEDESTRIAN BRIDGE OVER USH 41/45 IN WAUKESHA COUNTY  8009839	EE	DETAIL COSTS	PE	50.0	0.0	0.0	50.0	EXEMPT
					ROW	0.0	0.0	0.0	0.0	
					CONST	0.0	0.0	0.0	0.0	
					OTHER	0.0	0.0	0.0	0.0	
					TOTAL	50.0	0.0	0.0	50.0	
				SOURCE OF FUNDS	LOCAL	0.0	0.0	0.0	0.0	
					STATE	50.0	0.0	0.0	50.0	
					FEDERAL	0.0	0.0	0.0	0.0	
					TOTAL	50.0	0.0	0.0	50.0	
WISCONSIN DNR	437  (448)	CONSTRUCTION OF AN UNDERPASS FOR THE GLACIAL DRUMLIN STATE TRAIL AT CTH TT IN THE TOWN OF WAUKESHA  8010004 2715-05-70	EE	DETAIL COSTS	PE	0.0	0.0	0.0	0.0	EXEMPT
					ROW	0.0	0.0	0.0	0.0	
					CONST	278.1	0.0	0.0	278.1	
					OTHER	0.0	0.0	0.0	0.0	
					TOTAL	278.1	0.0	0.0	278.1	
				SOURCE OF FUNDS STP-E	LOCAL	80.5	0.0	0.0	80.5	
					STATE	0.0	0.0	0.0	0.0	
					FEDERAL	197.6	0.0	0.0	197.6	
					TOTAL	278.1	0.0	0.0	278.1	
WAUKESHA COUNTY	438  (449)	RESURFACING OF VARIOUS COUNTY TRUNK HIGHWAYS IN WAUKESHA COUNTY (69.00 MILES)  7000406	HP	DETAIL COSTS	PE	0.0	0.0	0.0	0.0	EXEMPT
					ROW	0.0	0.0	0.0	0.0	
					CONST	2,850.0	2,850.0	2,900.0	2,900.0	
					OTHER	0.0	0.0	0.0	0.0	
					TOTAL	2,850.0	2,850.0	2,900.0	11,500.0	
				SOURCE OF FUNDS	LOCAL	2,850.0	2,850.0	2,900.0	11,500.0	
					STATE	0.0	0.0	0.0	0.0	
					FEDERAL	0.0	0.0	0.0	0.0	
					TOTAL	2,850.0	2,850.0	2,900.0	11,500.0	
	439  (728)	REPLACEMENT OF CTH CW BRIDGE OVER ASHIPUN RIVER IN THE TOWN OF OCONOMOWOC (P-67-0046)  7009997 2949-00-70	HP	DETAIL COSTS	PE	125.0	0.0	0.0	125.0	EXEMPT
					ROW	0.0	60.0	0.0	60.0	
					CONST	0.0	0.0	667.0	667.0	
					OTHER	0.0	0.0	0.0	0.0	
					TOTAL	125.0	60.0	667.0	852.0	
				SOURCE OF FUNDS BRP	LOCAL	125.0	0.0	133.0	258.0	
					STATE	0.0	60.0	0.0	60.0	
					FEDERAL	0.0	0.0	534.0	534.0	
					TOTAL	125.0	60.0	667.0	852.0	

**TRANSPORTATION IMPROVEMENT PROGRAM FOR THE MILWAUKEE TRANSPORTATION MANAGEMENT AREA --  
WAUKESHA COUNTY 2009-2012**

PROJECT SPONSOR	PROJECT			ESTIMATED COSTS (\$1,000)							AIR QUAL STAT
	NO	DESCRIPTION / STATE ID	TYPE			2009	2010	2011	2012	Total	
WAUKESHA COUNTY	440  (452)	RECONSTRUCTION OF CTH E BRIDGE OVER THE OCONOMOWOC RIVER IN THE TOWN OF MERTON       7000023	HP	DETAIL COSTS	PE	0.0	0.0	0.0	0.0	0.0	EXEMPT
					ROW	0.0	0.0	0.0	0.0	0.0	
					CONST	149.0	0.0	0.0	0.0	149.0	
					OTHER	0.0	0.0	0.0	0.0	0.0	
				TOTAL		149.0	0.0	0.0	0.0	149.0	
				SOURCE OF FUNDS	LOCAL	149.0	0.0	0.0	0.0	149.0	
					STATE	0.0	0.0	0.0	0.0	0.0	
					FEDERAL	0.0	0.0	0.0	0.0	0.0	
TOTAL		149.0	0.0		0.0	0.0	149.0				
	441	REHABILITATION OF CTH F FROM I-94 AND STH 190 IN THE CITY OF PEWAUKEE (2.80 MILES).       7000305	HP	DETAIL COSTS	PE	0.0	0.0	0.0	322.0	322.0	EXEMPT
					ROW	0.0	0.0	0.0	0.0	0.0	
					CONST	0.0	0.0	0.0	0.0	0.0	
					OTHER	0.0	0.0	0.0	0.0	0.0	
				TOTAL		0.0	0.0	0.0	322.0	322.0	
				SOURCE OF FUNDS	LOCAL	0.0	0.0	0.0	322.0	322.0	
					STATE	0.0	0.0	0.0	0.0	0.0	
					FEDERAL	0.0	0.0	0.0	0.0	0.0	
TOTAL		0.0	0.0		0.0	322.0	322.0				
	442	REHABILITATION OF HAMPTON AVE (CTH K) FROM 132ND ST AND 124TH ST IN THE VILLAGE OF BUTLER (0.54 MILE)       7000304	HP	DETAIL COSTS	PE	60.0	0.0	0.0	0.0	60.0	EXEMPT
					ROW	0.0	0.0	0.0	0.0	0.0	
					CONST	678.0	0.0	0.0	0.0	678.0	
					OTHER	0.0	0.0	0.0	0.0	0.0	
				TOTAL		738.0	0.0	0.0	0.0	738.0	
				SOURCE OF FUNDS	LOCAL	738.0	0.0	0.0	0.0	738.0	
					STATE	0.0	0.0	0.0	0.0	0.0	
					FEDERAL	0.0	0.0	0.0	0.0	0.0	
TOTAL		738.0	0.0		0.0	0.0	738.0				
	443	RECONSTRUCTION OF MOORLAND RD (CTH O) FROM STH 59 AND HACKBERRY LANE IN THE CITY OF BROOKFIELD (0.34 MILES)       7000300	HP	DETAIL COSTS	PE	0.0	0.0	0.0	0.0	0.0	EXEMPT
					ROW	170.0	0.0	0.0	0.0	170.0	
					CONST	0.0	1,640.0	0.0	0.0	1,640.0	
					OTHER	0.0	0.0	0.0	0.0	0.0	
				TOTAL		170.0	1,640.0	0.0	0.0	1,810.0	
				SOURCE OF FUNDS	LOCAL	170.0	1,640.0	0.0	0.0	1,810.0	
					STATE	0.0	0.0	0.0	0.0	0.0	
					FEDERAL	0.0	0.0	0.0	0.0	0.0	
TOTAL		170.0	1,640.0		0.0	0.0	1,810.0				
	444  (457)	REPLACEMENT OF THE CTH P (SAWYER RD) BRIDGE OVER THE BARK RIVER IN THE TOWN OF SUMMIT (B-67-0959)       7000006                      2714-04-70	HP	DETAIL COSTS	PE	0.0	0.0	0.0	0.0	0.0	EXEMPT
					ROW	0.0	0.0	0.0	0.0	0.0	
					CONST	448.0	0.0	0.0	0.0	448.0	
					OTHER	0.0	0.0	0.0	0.0	0.0	
				TOTAL		448.0	0.0	0.0	0.0	448.0	
				SOURCE OF FUNDS BRF	LOCAL	89.6	0.0	0.0	0.0	89.6	
					STATE	0.0	0.0	0.0	0.0	0.0	
					FEDERAL	358.4	0.0	0.0	0.0	358.4	
TOTAL		448.0	0.0		0.0	0.0	448.0				
	445  (460)	REPLACEMENT OF THE SPRINGDALE RD (CTH SR) BRIDGE OVER THE FOX RIVER (P-67-732) IN THE CITIES OF BROOKFIELD AND PEWAUKEE       7000001                      2777-04-70	HP	DETAIL COSTS	PE	0.0	0.0	0.0	0.0	0.0	EXEMPT
					ROW	0.0	0.0	0.0	0.0	0.0	
					CONST	2,003.9	0.0	0.0	0.0	2,003.9	
					OTHER	0.0	0.0	0.0	0.0	0.0	
				TOTAL		2,003.9	0.0	0.0	0.0	2,003.9	
				SOURCE OF FUNDS BRF	LOCAL	400.8	0.0	0.0	0.0	400.8	
					STATE	0.0	0.0	0.0	0.0	0.0	
					FEDERAL	1,603.1	0.0	0.0	0.0	1,603.1	
TOTAL		2,003.9	0.0		0.0	0.0	2,003.9				
	446	RECONSTRUCTION WITH TRAFFIC SIGNALS AT THE INTERSECTION OF SPRINGDALE RD (CTH SR) AND NORTH AVE (CTH M) IN THE CITY OF BROOKFIELD AND THE CITY OF PEWAUKEE       7000303	HP	DETAIL COSTS	PE	0.0	0.0	0.0	0.0	0.0	EXEMPT
					ROW	50.0	0.0	0.0	0.0	50.0	
					CONST	400.0	0.0	0.0	0.0	400.0	
					OTHER	0.0	0.0	0.0	0.0	0.0	
				TOTAL		450.0	0.0	0.0	0.0	450.0	
				SOURCE OF FUNDS	LOCAL	450.0	0.0	0.0	0.0	450.0	
					STATE	0.0	0.0	0.0	0.0	0.0	
					FEDERAL	0.0	0.0	0.0	0.0	0.0	
TOTAL		450.0	0.0		0.0	0.0	450.0				
	447	RECONSTRUCTION WITH ROUNDABOUT OF THE INTERSECTION OF RACINE AVE (CTH Y) AND KELSEY DR IN THE CITY OF MUSKEGO.       7000301	HP	DETAIL COSTS	PE	0.0	0.0	0.0	0.0	0.0	EXEMPT
					ROW	40.0	0.0	0.0	0.0	40.0	
					CONST	520.0	0.0	0.0	0.0	520.0	
					OTHER	0.0	0.0	0.0	0.0	0.0	
				TOTAL		560.0	0.0	0.0	0.0	560.0	
				SOURCE OF FUNDS	LOCAL	560.0	0.0	0.0	0.0	560.0	
					STATE	0.0	0.0	0.0	0.0	0.0	
					FEDERAL	0.0	0.0	0.0	0.0	0.0	
TOTAL		560.0	0.0		0.0	0.0	560.0				

**TRANSPORTATION IMPROVEMENT PROGRAM FOR THE MILWAUKEE TRANSPORTATION MANAGEMENT AREA --  
WAUKESHA COUNTY 2009-2012**

PROJECT SPONSOR	PROJECT			ESTIMATED COSTS (\$1,000)							AIR QUAL STAT
	NO	DESCRIPTION / STATE ID	TYPE			2009	2010	2011	2012	Total	
WAUKESHA COUNTY	448	RECONSTRUCTION - SIGNALIZATION OR ROUNDABOUT - OF THE INTERSECTION OF BARKER RD (CTH Y) AND NORTH AVE (CTH M) IN THE CITY OF BROOKFIELD  7000302	HP	DETAIL COSTS	PE	0.0	0.0	0.0	0.0	0.0	EXEMPT
					ROW	50.0	0.0	0.0	0.0	50.0	
					CONST	950.0	0.0	0.0	0.0	950.0	
					OTHER	0.0	0.0	0.0	0.0	0.0	
				TOTAL	1,000.0	0.0	0.0	0.0	1,000.0		
				SOURCE OF FUNDS	LOCAL	1,000.0	0.0	0.0	0.0	1,000.0	
STATE	0.0	0.0	0.0		0.0	0.0					
	449  (461)	RECONSTRUCTION WITH ADDITIONAL LANES OF CLEVELAND AVE (CTH D) FROM CALHOUN RD TO EAST WAUKESHA COUNTY LINE IN THE CITY OF NEW BERLIN (3.00 MILES)  7000015 2773-03-73	HI	DETAIL COSTS	PE	1,000.0	0.0	0.0	0.0	1,000.0	NON-EXEMPT
					ROW	0.0	1,000.0	3,400.0	0.0	4,400.0	
					CONST	0.0	0.0	0.0	20,830.0	20,830.0	
					OTHER	0.0	0.0	0.0	0.0	0.0	
				TOTAL	1,000.0	1,000.0	3,400.0	20,830.0	26,230.0		
				SOURCE OF FUNDS STP-M	LOCAL	1,000.0	1,000.0	3,400.0	4,200.0	9,600.0	
STATE	0.0	0.0	0.0		0.0	0.0					
	450  (462)	RECONSTRUCTION WITH ADDITIONAL LANES OF JANESVILLE RD (CTH L) FROM RACINE AVE (CTH Y) TO MOORLAND RD (CTH O) IN THE CITY OF MUSKEGO (2.30 MILES)  7000010	HI	DETAIL COSTS	PE	0.0	0.0	0.0	0.0	0.0	NON-EXEMPT
					ROW	3,850.0	3,600.0	650.0	0.0	8,100.0	
					CONST	0.0	0.0	3,700.0	4,500.0	8,200.0	
					OTHER	0.0	0.0	0.0	0.0	0.0	
				TOTAL	3,850.0	3,600.0	4,350.0	4,500.0	16,300.0		
				SOURCE OF FUNDS	LOCAL	3,850.0	3,600.0	4,350.0	4,500.0	16,300.0	
STATE	0.0	0.0	0.0		0.0	0.0					
	451  (466)	RECONSTRUCTION WITH ADDITIONAL LANES OF MEADOWBROOK RD (CTH TT) FROM USH 18 TO NORTHVIEW RD IN THE CITY OF WAUKESHA (1.10 MILES)  7000025	HI	DETAIL COSTS	PE	0.0	0.0	0.0	0.0	0.0	NON-EXEMPT
					ROW	440.0	0.0	0.0	0.0	440.0	
					CONST	0.0	1,000.0	500.0	1,900.0	3,400.0	
					OTHER	0.0	0.0	0.0	0.0	0.0	
				TOTAL	440.0	1,000.0	500.0	1,900.0	3,840.0		
				SOURCE OF FUNDS	LOCAL	440.0	1,000.0	500.0	1,900.0	3,840.0	
STATE	0.0	0.0	0.0		0.0	0.0					
	452  (467)	RECONSTRUCTION WITH ADDITIONAL LANES OF SILVER SPRING DR (CTH VV) FROM MARCY RD TO BETTE DR IN THE VILLAGE OF MENOMONEE FALLS (1.50 MILES)  7000002 2753-06-70	HI	DETAIL COSTS	PE	110.0	0.0	0.0	0.0	110.0	NON-EXEMPT
					ROW	0.0	0.0	0.0	0.0	0.0	
					CONST	0.0	7,374.3	0.0	0.0	7,374.3	
					OTHER	0.0	0.0	0.0	0.0	0.0	
				TOTAL	110.0	7,374.3	0.0	0.0	7,484.3		
				SOURCE OF FUNDS STP-M	LOCAL	22.0	1,474.9	0.0	0.0	1,496.9	
STATE	0.0	0.0	0.0		0.0	0.0					
	453  (468)	RECONSTRUCTION WITH ADDITIONAL LANES OF SILVER SPRING DR (CTH VV) FROM CTH Y (LANNON RD) TO MARCY RD IN THE VILLAGE OF MENOMONEE FALLS (1.50 MILES)  7000022	HI	DETAIL COSTS	PE	0.0	796.0	0.0	0.0	796.0	NON-EXEMPT
					ROW	0.0	0.0	1,270.0	0.0	1,270.0	
					CONST	0.0	0.0	0.0	9,500.0	9,500.0	
					OTHER	0.0	0.0	0.0	0.0	0.0	
				TOTAL	0.0	796.0	1,270.0	9,500.0	11,566.0		
				SOURCE OF FUNDS	LOCAL	0.0	796.0	0.0	1,900.0	2,696.0	
STATE	0.0	0.0	1,270.0		0.0	1,270.0					
	454  (464)	RECONSTRUCTION WITH ADDITIONAL LANES OF CTH X FROM STH 59 AND HARRIS HIGHLAND DR IN THE TOWN OF WAUKESHA (1.80 MILES)  7000411 2370-08-70	HI	DETAIL COSTS	PE	111.2	0.0	0.0	0.0	111.2	NON-EXEMPT
					ROW	0.0	0.0	0.0	0.0	0.0	
					CONST	0.0	14,498.6	0.0	0.0	14,498.6	
					OTHER	0.0	0.0	0.0	0.0	0.0	
				TOTAL	111.2	14,498.6	0.0	0.0	14,609.8		
				SOURCE OF FUNDS STP-M	LOCAL	22.2	2,899.7	0.0	0.0	2,921.9	
STATE	0.0	0.0	0.0		0.0	0.0					
	455  (465)	RECONSTRUCTION WITH ADDITIONAL LANES OF RACINE AVE (CTH Y) FROM IH-43 TO CTH I (LAWNSDALE RD) IN THE CITY OF NEW BERLIN (1.30 MILES)  7000005	HI	DETAIL COSTS	PE	0.0	0.0	0.0	0.0	0.0	NON-EXEMPT
					ROW	0.0	0.0	0.0	0.0	0.0	
					CONST	2,000.0	0.0	0.0	0.0	2,000.0	
					OTHER	0.0	0.0	0.0	0.0	0.0	
				TOTAL	2,000.0	0.0	0.0	0.0	2,000.0		
				SOURCE OF FUNDS	LOCAL	2,000.0	0.0	0.0	0.0	2,000.0	
STATE	0.0	0.0	0.0		0.0	0.0					
	455  (465)	RECONSTRUCTION WITH ADDITIONAL LANES OF RACINE AVE (CTH Y) FROM IH-43 TO CTH I (LAWNSDALE RD) IN THE CITY OF NEW BERLIN (1.30 MILES)  7000005	HI	DETAIL COSTS	PE	0.0	0.0	0.0	0.0	0.0	NON-EXEMPT
					ROW	0.0	0.0	0.0	0.0	0.0	
					CONST	2,000.0	0.0	0.0	0.0	2,000.0	
					OTHER	0.0	0.0	0.0	0.0	0.0	
				TOTAL	2,000.0	0.0	0.0	0.0	2,000.0		
				SOURCE OF FUNDS	LOCAL	2,000.0	0.0	0.0	0.0	2,000.0	
STATE	0.0	0.0	0.0		0.0	0.0					
	455  (465)	RECONSTRUCTION WITH ADDITIONAL LANES OF RACINE AVE (CTH Y) FROM IH-43 TO CTH I (LAWNSDALE RD) IN THE CITY OF NEW BERLIN (1.30 MILES)  7000005	HI	DETAIL COSTS	PE	0.0	0.0	0.0	0.0	0.0	NON-EXEMPT
					ROW	0.0	0.0	0.0	0.0	0.0	
					CONST	2,000.0	0.0	0.0	0.0	2,000.0	
					OTHER	0.0	0.0	0.0	0.0	0.0	
				TOTAL	2,000.0	0.0	0.0	0.0	2,000.0		
				SOURCE OF FUNDS	LOCAL	2,000.0	0.0	0.0	0.0	2,000.0	
STATE	0.0	0.0	0.0		0.0	0.0					



**TRANSPORTATION IMPROVEMENT PROGRAM FOR THE MILWAUKEE TRANSPORTATION MANAGEMENT AREA --  
WAUKESHA COUNTY 2009-2012**

PROJECT SPONSOR	PROJECT			ESTIMATED COSTS (\$1,000)						AIR QUAL STAT
	NO	DESCRIPTION / STATE ID	TYPE		2009	2010	2011	2012	Total	
WAUKESHA COUNTY	456  (503)	OPERATING ASSISTANCE FOR WAUKESHA COUNTY TRANSIT SERVICE: 2009-2012  7007999	TP	DETAIL COSTS	PE	0.0	0.0	0.0	0.0	EXEMPT
					ROW	0.0	0.0	0.0	0.0	
					CONST	0.0	0.0	0.0	0.0	
					OTHER	4,128.4	4,251.5	4,378.3	4,508.9	
				SOURCE OF FUNDS FTA 5307	TOTAL	4,128.4	4,251.5	4,378.3	4,508.9	
					LOCAL	1,054.6	1,086.3	1,118.8	1,152.4	
					STATE	2,092.7	2,172.7	2,255.2	2,340.1	
					FEDERAL	981.1	992.5	1,004.3	1,016.4	
	457 <sup>h</sup>  (471)	CAPITAL COST OF THIRD PARTY CONTRACTING FOR WAUKESHA COUNTY TRANSIT SERVICE  7000036	TP	DETAIL COSTS	PE	0.0	0.0	0.0	0.0	EXEMPT
					ROW	0.0	0.0	0.0	0.0	
					CONST	0.0	0.0	0.0	0.0	
					OTHER	520.0	550.0	550.0	550.0	
				SOURCE OF FUNDS FTA 5307	TOTAL	520.0	550.0	550.0	550.0	
					LOCAL	104.0	110.0	110.0	110.0	
					STATE	0.0	0.0	0.0	0.0	
					FEDERAL	416.0	440.0	440.0	440.0	
	458  (469)	PROVIDE USER-SIDE SUBSIDY ADVANCE RESERVATION AND ELDERLY/DEMAND RESPONSIVE TRANSPORTATION SERVICES FOR ELDERLY & DISABLED PERSONS IN WAUKESHA COUNTY (SEC 85.21)  7000141	TP	DETAIL COSTS	PE	0.0	0.0	0.0	0.0	EXEMPT
					ROW	0.0	0.0	0.0	0.0	
					CONST	0.0	0.0	0.0	0.0	
					OTHER	900.5	927.5	955.3	984.2	
				SOURCE OF FUNDS	TOTAL	900.5	927.5	955.3	984.2	
					LOCAL	150.1	154.6	159.2	164.2	
					STATE	750.4	772.9	796.1	820.0	
					FEDERAL	0.0	0.0	0.0	0.0	
	459  (472)	ENHANCEMENT PROJECTS FOR WAUKESHA COUNTY TRANSIT WHICH MAY INCLUDE ENHANCED ACCESS FOR PERSONS WITH DISABILITIES OR BICYCLISTS AND PEDESTRIANS, LANDSCAPING, PUBLIC ART, OR HISTORIC PRESERVATION  7000027	TP	DETAIL COSTS	PE	0.0	0.0	0.0	0.0	EXEMPT
					ROW	0.0	0.0	0.0	0.0	
					CONST	0.0	0.0	0.0	0.0	
					OTHER	8.0	6.0	6.0	6.0	
				SOURCE OF FUNDS FTA 5307	TOTAL	8.0	6.0	6.0	6.0	
					LOCAL	1.2	1.2	1.2	1.2	
					STATE	0.0	0.0	0.0	0.0	
					FEDERAL	6.8	4.8	4.8	4.8	
	460  (524)	INITIATE TRANSIT SERVICE FROM THE CITY OF WEST ALLIS AND THE WESTRIDGE BUSINESS PARK IN NEW BERLIN: ROUTE 351  7370042	TE	DETAIL COSTS	PE	0.0	0.0	0.0	0.0	EXEMPT
					ROW	0.0	0.0	0.0	0.0	
					CONST	0.0	0.0	0.0	0.0	
					OTHER	314.1	325.6	341.9	0.0	
				SOURCE OF FUNDS CMAQ	TOTAL	314.1	325.6	341.9	0.0	
					LOCAL	62.8	65.1	68.4	0.0	
					STATE	0.0	0.0	0.0	0.0	
					FEDERAL	251.3	260.5	273.5	0.0	
	461  (474)	WIDEN AND PAVE THE BUGLINE TRAIL LOCATED IN MENOMONEE FALLS, LANNON, SUSSEX, LISBON AND MERTON PROVIDING AN IMPROVED SURFACE, INCREASING ACCESSIBILITY, AND YEAR-ROUND AVAILABILITY (14.00 MILES)  7000016	EE	DETAIL COSTS	PE	0.0	0.0	0.0	0.0	EXEMPT
					ROW	0.0	0.0	0.0	0.0	
					CONST	0.0	0.0	1,400.0	0.0	
					OTHER	0.0	0.0	0.0	0.0	
				SOURCE OF FUNDS CMAQ	TOTAL	0.0	0.0	1,400.0	0.0	
					LOCAL	0.0	0.0	280.0	0.0	
					STATE	0.0	0.0	0.0	0.0	
					FEDERAL	0.0	0.0	1,120.0	0.0	
	462  (475)	WIDEN AND PAVE THE LAKE COUNTRY TRAIL LOCATED IN WAUKESHA, PEWAUKEE, DELAFIELD, AND SUMMIT PROVIDING AN IMPROVED SURFACE, INCREASING ACCESSIBILITY, AND YEAR-ROUND AVAILABILITY (8.00 MILES)  7000017	EE	DETAIL COSTS	PE	0.0	0.0	0.0	0.0	EXEMPT
					ROW	0.0	0.0	0.0	0.0	
					CONST	0.0	972.0	0.0	0.0	
					OTHER	0.0	18.0	0.0	0.0	
				SOURCE OF FUNDS BIKE	TOTAL	0.0	990.0	0.0	0.0	
					LOCAL	0.0	495.0	0.0	0.0	
					STATE	0.0	0.0	0.0	0.0	
					FEDERAL	0.0	495.0	0.0	0.0	
BROOKFIELD (CITY)	463  (476)	RECONSTRUCTION WITH ADDITIONAL TRAFFIC LANES OF CALHOUN RD FROM GREENFIELD AVE TO BLUE MOUND RD IN THE CITY OF BROOKFIELD (1.30 MILES)  7020000 2721-10-70	HI	DETAIL COSTS	PE	0.0	0.0	0.0	0.0	NON-EXEMPT
					ROW	0.0	0.0	0.0	0.0	
					CONST	1,800.0	0.0	0.0	0.0	
					OTHER	0.0	0.0	0.0	0.0	
				SOURCE OF FUNDS STP-M	TOTAL	1,800.0	0.0	0.0	0.0	
					LOCAL	360.0	0.0	0.0	0.0	
					STATE	0.0	0.0	0.0	0.0	
					FEDERAL	1,440.0	0.0	0.0	0.0	

**TRANSPORTATION IMPROVEMENT PROGRAM FOR THE MILWAUKEE TRANSPORTATION MANAGEMENT AREA --  
WAUKESHA COUNTY 2009-2012**

PROJECT SPONSOR	PROJECT			ESTIMATED COSTS (\$1,000)						AIR QUAL STAT
	NO	DESCRIPTION / STATE ID	TYPE		2009	2010	2011	2012	Total	
ELM GROVE (VILLAGE)	464 (479)	RECONSTRUCTION OF WATERTOWN PLANK RD FROM CHURCH ST TO 124TH ST IN THE VILLAGE OF ELM GROVE (0.50 MILES)  7110000 2767-03-00	HP	DETAIL COSTS	PE	0.0	0.0	0.0	0.0	EXEMPT
					ROW	0.0	0.0	0.0	0.0	
					CONST	1,026.4	0.0	0.0	1,026.4	
					OTHER	0.0	0.0	0.0	0.0	
				SOURCE OF FUNDS STP-M	TOTAL	1,026.4	0.0	0.0	1,026.4	
					LOCAL	205.3	0.0	0.0	205.3	
					STATE	0.0	0.0	0.0	0.0	
					FEDERAL	821.1	0.0	0.0	821.1	
MENOMONEE FALLS (VILLAGE)	465 (481)	RECONSTRUCTION OF MILL RD FROM LILLY RD TO EAST WAUKESHA COUNTY LINE IN THE VILLAGE OF MENOMONEE FALLS (0.98 MILES)  7170005 2720-08-00	HP	DETAIL COSTS	PE	402.5	0.0	0.0	402.5	EXEMPT
					ROW	0.0	364.8	0.0	364.8	
					CONST	0.0	0.0	2,501.8	2,501.8	
					OTHER	0.0	0.0	0.0	0.0	
				SOURCE OF FUNDS STP-M	TOTAL	402.5	364.8	2,501.8	3,269.1	
					LOCAL	80.5	73.0	500.4	653.9	
					STATE	0.0	0.0	0.0	0.0	
					FEDERAL	322.0	291.8	2,001.4	2,615.2	
	466 (688)	RECONSTRUCTION OF PILGRIM RD FROM 300 FT SOUTH OF MAIN ST TO USH 41/45 IN THE VILLAGE OF MENOMONEE FALLS (0.33 MILES)  7179999 2782-11-70	HP	DETAIL COSTS	PE	352.0	0.0	0.0	352.0	EXEMPT
					ROW	0.0	19.5	0.0	19.5	
					CONST	0.0	0.0	2,150.6	2,150.6	
					OTHER	0.0	0.0	0.0	0.0	
				SOURCE OF FUNDS STP-M	TOTAL	352.0	19.5	2,150.6	2,522.1	
					LOCAL	70.4	4.0	430.1	504.5	
					STATE	0.0	0.0	0.0	0.0	
					FEDERAL	281.6	15.5	1,720.5	2,017.6	
	467 (483)	RECONSTRUCTION WITH ADDITIONAL LANES OF PILGRIM RD FROM MEGAL DR TO CTH Q IN THE VILLAGE OF MENOMONEE FALLS (0.53 MILES)  7170021 2782-09-70	HI	DETAIL COSTS	PE	0.0	0.0	0.0	0.0	NON-EXEMPT
					ROW	330.0	0.0	0.0	330.0	
					CONST	2,044.4	0.0	0.0	2,044.4	
					OTHER	0.0	0.0	0.0	0.0	
				SOURCE OF FUNDS STP-M	TOTAL	2,374.4	0.0	0.0	2,374.4	
					LOCAL	474.9	0.0	0.0	474.9	
					STATE	0.0	0.0	0.0	0.0	
					FEDERAL	1,899.5	0.0	0.0	1,899.5	
NEW BERLIN (CITY)	468 (486)	RECONSTRUCTION OF COFFEE RD FROM W NATIONAL AVE TO S CALHOUN RD IN THE CITY OF NEW BERLIN (1.32 MILES)  7240000 2722-10-70	HP	DETAIL COSTS	PE	140.0	0.0	0.0	140.0	EXEMPT
					ROW	0.0	0.0	0.0	0.0	
					CONST	0.0	4,735.5	0.0	4,735.5	
					OTHER	0.0	0.0	0.0	0.0	
				SOURCE OF FUNDS STP-M	TOTAL	140.0	4,735.5	0.0	4,875.5	
					LOCAL	28.0	947.1	0.0	975.1	
					STATE	0.0	0.0	0.0	0.0	
					FEDERAL	112.0	3,788.4	0.0	3,900.4	
	469	RECONSTRUCTION OF W LINCOLN AVE FROM S CALHOUN RD AND S MOORLAND RD (CTH O) (1.0 MILE)  7249997 2722-11-70	HP	DETAIL COSTS	PE	0.0	108.0	0.0	108.0	EXEMPT
					ROW	0.0	0.0	0.0	0.0	
					CONST	0.0	3,277.5	0.0	3,277.5	
					OTHER	0.0	0.0	0.0	0.0	
				SOURCE OF FUNDS STP-M	TOTAL	0.0	3,385.5	0.0	3,385.5	
					LOCAL	0.0	677.1	0.0	677.1	
					STATE	0.0	0.0	0.0	0.0	
					FEDERAL	0.0	2,708.4	0.0	2,708.4	
	470	RECONSTRUCTION S 124TH ST FROM GRANGE AVE AND COLD SPRING RD (1.86 MILES)  7249999 2175-07-70	HP	DETAIL COSTS	PE	0.0	87.5	0.0	87.5	EXEMPT
					ROW	0.0	0.0	0.0	0.0	
					CONST	0.0	2,888.0	0.0	2,888.0	
					OTHER	0.0	0.0	0.0	0.0	
				SOURCE OF FUNDS STP-M	TOTAL	0.0	2,975.5	0.0	2,975.5	
					LOCAL	0.0	595.1	0.0	595.1	
					STATE	0.0	0.0	0.0	0.0	
					FEDERAL	0.0	2,380.4	0.0	2,380.4	
	471 (487)	RECONSTRUCTION WITH ADDITIONAL LANES OF S CALHOUN RD FROM W GREENFIELD AVE (STH 59) TO CLEVELAND AVE (CTH D) IN THE CITY OF NEW BERLIN (1.6 MILES)  7240014 2783-00-04	HI	DETAIL COSTS	PE	0.0	0.0	0.0	0.0	NON-EXEMPT
					ROW	0.0	0.0	0.0	0.0	
					CONST	8,200.0	0.0	0.0	8,200.0	
					OTHER	0.0	0.0	0.0	0.0	
				SOURCE OF FUNDS	TOTAL	8,200.0	0.0	0.0	8,200.0	
					LOCAL	8,200.0	0.0	0.0	8,200.0	
					STATE	0.0	0.0	0.0	0.0	
					FEDERAL	0.0	0.0	0.0	0.0	

**TRANSPORTATION IMPROVEMENT PROGRAM FOR THE MILWAUKEE TRANSPORTATION MANAGEMENT AREA --  
WAUKESHA COUNTY 2009-2012**

PROJECT SPONSOR	PROJECT			ESTIMATED COSTS (\$1,000)						AIR QUAL STAT
	NO	DESCRIPTION / STATE ID	TYPE		2009	2010	2011	2012	Total	
OCONOMOWOC (TOWN)	472  (489)	REPLACEMENT OF THE MILL ST BRIDGE OVER THE ASHIPUN RIVER IN THE TOWN OF OCONOMOWOC (P-67-0021)  7270001 3852-02-76	OH	DETAIL COSTS	PE	0.0	0.0	0.0	0.0	EXEMPT
					ROW	0.0	0.0	0.0	0.0	
					CONST	0.0	0.0	307.6	0.0	
					OTHER	0.0	0.0	0.0	0.0	
				SOURCE OF FUNDS BRF	TOTAL	0.0	0.0	307.6	0.0	
					LOCAL	0.0	0.0	61.5	0.0	
					STATE	0.0	0.0	0.0	0.0	
					FEDERAL	0.0	0.0	246.1	0.0	
PEWAUKEE (CITY)	473  (491)	RECONSTRUCTION OF DUPLAINVILLE RD FROM GREEN RD TO CP RR TRACKS IN THE CITY OF PEWAUKEE (0.80 MILES)  7310038	OH	DETAIL COSTS	PE	0.0	0.0	0.0	0.0	EXEMPT
					ROW	0.0	0.0	0.0	0.0	
					CONST	165.0	0.0	0.0	0.0	
					OTHER	0.0	0.0	0.0	0.0	
				SOURCE OF FUNDS	TOTAL	165.0	0.0	0.0	0.0	
					LOCAL	165.0	0.0	0.0	0.0	
					STATE	0.0	0.0	0.0	0.0	
					FEDERAL	0.0	0.0	0.0	0.0	
	474  (492)	CONSTRUCTION OF A BICYCLE/PEDESTRIAN PATH ON STH 164 FROM RIVERWOOD DR AND TOWER PL IN THE CITY OF PEWAUKEE (0.40 MILES)  7310002 1693-30-07	EE	DETAIL COSTS	PE	0.0	0.0	0.0	0.0	EXEMPT
					ROW	0.0	0.0	0.0	0.0	
					CONST	115.3	0.0	0.0	0.0	
					OTHER	0.0	0.0	0.0	0.0	
				SOURCE OF FUNDS CMAQ	TOTAL	115.3	0.0	0.0	0.0	
					LOCAL	31.3	0.0	0.0	0.0	
					STATE	0.0	0.0	0.0	0.0	
					FEDERAL	84.0	0.0	0.0	0.0	
	475  (493)	CONSTRUCTION OF A BICYCLE/PEDESTRIAN PATH ON STH 164 1800 FT NORTH OF CAPITOL DR (STH 190), 2200 FT WEST OF STH 164 ON CTH M, AND 3000 FT EAST OF CTH J ON GREEN RD  7310001 1693-30-06	EE	DETAIL COSTS	PE	0.0	0.0	0.0	0.0	EXEMPT
					ROW	0.0	0.0	0.0	0.0	
					CONST	347.0	0.0	0.0	0.0	
					OTHER	0.0	0.0	0.0	0.0	
				SOURCE OF FUNDS CMAQ	TOTAL	347.0	0.0	0.0	0.0	
					LOCAL	94.2	0.0	0.0	0.0	
					STATE	0.0	0.0	0.0	0.0	
					FEDERAL	252.8	0.0	0.0	0.0	
WAUKESHA (CITY)	476  (497)	RECONSTRUCTION OF N EAST AVE FROM A POINT 175 FEET SOUTH OF WABASH AVE AND COLLEGE AVE (0.5 MILE)  7379998 2718-11-70	HP	DETAIL COSTS	PE	288.0	0.0	0.0	0.0	EXEMPT
					ROW	0.0	0.0	15.0	0.0	
					CONST	0.0	0.0	0.0	1,380.0	
					OTHER	0.0	0.0	0.0	0.0	
				SOURCE OF FUNDS STP-M	TOTAL	288.0	0.0	15.0	1,380.0	
					LOCAL	57.6	0.0	3.0	276.0	
					STATE	0.0	0.0	0.0	0.0	
					FEDERAL	230.4	0.0	12.0	1,104.0	
	477  (498)	RESURFACE N EAST AVE FROM SUNSET DR AND A POINT 175 FEET SOUTH OF WABASH AVE (0.49 MILE)  7379994 2718-12-70	HP	DETAIL COSTS	PE	132.0	0.0	0.0	0.0	EXEMPT
					ROW	0.0	10.0	0.0	0.0	
					CONST	0.0	0.0	0.0	632.5	
					OTHER	0.0	0.0	0.0	0.0	
				SOURCE OF FUNDS STP-M	TOTAL	132.0	10.0	0.0	632.5	
					LOCAL	26.4	2.0	0.0	126.5	
					STATE	0.0	0.0	0.0	0.0	
					FEDERAL	105.6	8.0	0.0	506.0	
	478  (497)	RECONSTRUCTION OF MACARTHUR RD FROM BURRIE LANE TO COMANCHE LANE IN THE CITY OF WAUKESHA (0.55 MILES) - INCLUDES NEW CURB AND GUTTER  7370009	HP	DETAIL COSTS	PE	0.0	0.0	0.0	0.0	EXEMPT
					ROW	0.0	0.0	0.0	0.0	
					CONST	0.0	500.0	0.0	505.0	
					OTHER	0.0	0.0	0.0	0.0	
				SOURCE OF FUNDS	TOTAL	0.0	500.0	0.0	505.0	
					LOCAL	0.0	500.0	0.0	505.0	
					STATE	0.0	0.0	0.0	0.0	
					FEDERAL	0.0	0.0	0.0	0.0	
	479  (498)	RECONSTRUCTION OF NORTHVIEW RD FROM MEADOWBROOK RD TO PEBBLE VALLEY RD IN THE CITY OF WAUKESHA  7370019	HP	DETAIL COSTS	PE	0.0	0.0	0.0	0.0	EXEMPT
					ROW	0.0	0.0	0.0	0.0	
					CONST	0.0	1,475.0	1,294.0	1,128.0	
					OTHER	0.0	0.0	0.0	0.0	
				SOURCE OF FUNDS	TOTAL	0.0	1,475.0	1,294.0	1,128.0	
					LOCAL	0.0	1,475.0	1,294.0	1,128.0	
					STATE	0.0	0.0	0.0	0.0	
					FEDERAL	0.0	0.0	0.0	0.0	

**TRANSPORTATION IMPROVEMENT PROGRAM FOR THE MILWAUKEE TRANSPORTATION MANAGEMENT AREA --  
WAUKESHA COUNTY 2009-2012**

PROJECT SPONSOR	PROJECT			ESTIMATED COSTS (\$1,000)						AIR QUAL STAT
	NO	DESCRIPTION / STATE ID	TYPE		2009	2010	2011	2012	Total	
WAUKESHA (CITY)	480  (500)	RECONDITION W ST PAUL AVE FROM HARRIS HIGHLAND DR TO E NORTH ST IN THE CITY OF WAUKESHA (0.91 MILES)  7370022 2718-07-00	HP	DETAIL COSTS	PE	0.0	0.0	0.0	0.0	EXEMPT
					ROW	0.0	0.0	0.0	0.0	
					CONST	2,206.0	0.0	0.0	0.0	
					OTHER	0.0	0.0	0.0	0.0	
					TOTAL	2,206.0	0.0	0.0	2,206.0	
				SOURCE OF FUNDS STP-M	LOCAL	441.2	0.0	0.0	441.2	
					STATE	0.0	0.0	0.0	0.0	
					FEDERAL	1,764.8	0.0	0.0	1,764.8	
					TOTAL	2,206.0	0.0	0.0	2,206.0	
					TOTAL	2,206.0	0.0	0.0	2,206.0	
	481  (501)	RECONSTRUCTION WITH ADDITIONAL LANES OF MEADOWBROOK RD FROM NORTHVIEW RD TO ROLLING RIDGE DR IN THE CITY OF WAUKESHA (0.53 MILES)  7370015	HI	DETAIL COSTS	PE	0.0	0.0	0.0	0.0	NON-EXEMPT
					ROW	0.0	0.0	0.0	0.0	
					CONST	0.0	0.0	1,400.0	1,400.0	
					OTHER	0.0	0.0	0.0	0.0	
					TOTAL	0.0	0.0	1,400.0	1,400.0	
				SOURCE OF FUNDS	LOCAL	0.0	0.0	1,400.0	1,400.0	
					STATE	0.0	0.0	0.0	0.0	
					FEDERAL	0.0	0.0	0.0	0.0	
					TOTAL	0.0	0.0	1,400.0	1,400.0	
					TOTAL	0.0	0.0	1,400.0	1,400.0	
	482  (502)	RECONSTRUCTION WITH ADDITIONAL LANES OF E SUNSET DR FROM TENNY AVE TO STH 59/164 IN THE CITY OF WAUKESHA (0.66 MILES) - INCLUDES NEW CURB AND GUTTER  7370024	HI	DETAIL COSTS	PE	0.0	0.0	0.0	0.0	NON-EXEMPT
					ROW	0.0	0.0	0.0	0.0	
					CONST	0.0	0.0	0.0	1,500.0	
					OTHER	0.0	0.0	0.0	0.0	
					TOTAL	0.0	0.0	0.0	1,500.0	
				SOURCE OF FUNDS	LOCAL	0.0	0.0	0.0	1,500.0	
					STATE	0.0	0.0	0.0	0.0	
					FEDERAL	0.0	0.0	0.0	0.0	
					TOTAL	0.0	0.0	0.0	1,500.0	
					TOTAL	0.0	0.0	0.0	1,500.0	
	483  (504)	OPERATING ASSISTANCE FOR THE WAUKESHA METRO TRANSIT SYSTEM  7370016	TP	DETAIL COSTS	PE	0.0	0.0	0.0	0.0	EXEMPT
					ROW	0.0	0.0	0.0	0.0	
					CONST	0.0	0.0	0.0	0.0	
					OTHER	4,692.6	4,834.1	4,979.8	5,129.9	
					TOTAL	4,692.6	4,834.1	4,979.8	5,129.9	
				SOURCE OF FUNDS FTA 5307	LOCAL	1,656.4	1,706.1	1,757.3	1,810.0	
					STATE	2,396.6	2,487.2	2,580.5	2,676.6	
					FEDERAL	639.6	640.8	642.0	643.3	
					TOTAL	4,692.6	4,834.1	4,979.8	5,129.9	
					TOTAL	4,692.6	4,834.1	4,979.8	5,129.9	
	484  (730)	OPERATING ASSISTANCE FOR WAUKESHA METRO TRANSIT ROUTE 2 TO EAST SIDE INDUSTRIES AND BUSINESSES IN THE CITY OF WAUKESHA  7379993	TP	DETAIL COSTS	PE	0.0	0.0	0.0	0.0	EXEMPT
					ROW	0.0	0.0	0.0	0.0	
					CONST	0.0	0.0	0.0	0.0	
					OTHER	400.7	412.7	425.1	437.8	
					TOTAL	400.7	412.7	425.1	437.8	
				SOURCE OF FUNDS FTA 5316	LOCAL	100.2	103.2	106.3	109.4	
					STATE	100.2	103.2	106.3	109.5	
					FEDERAL	200.3	206.3	212.5	218.9	
					TOTAL	400.7	412.7	425.1	437.8	
					TOTAL	400.7	412.7	425.1	437.8	
	485  (505)	CAPITAL MAINTENANCE FOR WAUKESHA METRO TRANSIT  7370020	TP	DETAIL COSTS	PE	0.0	0.0	0.0	0.0	EXEMPT
					ROW	0.0	0.0	0.0	0.0	
					CONST	0.0	0.0	0.0	0.0	
					OTHER	600.0	600.0	600.0	600.0	
					TOTAL	600.0	600.0	600.0	2,400.0	
				SOURCE OF FUNDS FTA 5307	LOCAL	120.0	120.0	120.0	120.0	
					STATE	0.0	0.0	0.0	0.0	
					FEDERAL	480.0	480.0	480.0	1,920.0	
					TOTAL	600.0	600.0	600.0	2,400.0	
					TOTAL	600.0	600.0	600.0	2,400.0	
	486  (507)  R	AUTOMATED DATA PROCESSING SOFTWARE UPGRADES FOR WAUKESHA METRO TRANSIT  7370025	TP	DETAIL COSTS	PE	0.0	0.0	0.0	0.0	EXEMPT
					ROW	0.0	0.0	0.0	0.0	
					CONST	0.0	0.0	0.0	0.0	
					OTHER	12.0	90.0	0.0	102.0	
					TOTAL	12.0	90.0	0.0	102.0	
				SOURCE OF FUNDS FTA 5307	LOCAL	2.4	18.0	0.0	20.4	
					STATE	0.0	0.0	0.0	0.0	
					FEDERAL	9.6	72.0	0.0	81.6	
					TOTAL	12.0	90.0	0.0	102.0	
					TOTAL	12.0	90.0	0.0	102.0	
	487  (508)  R	REPLACEMENT OF 35 FOOT BUSES FOR WAUKESHA METRO TRANSIT (3 IN 2010, 4 IN 2011, 3 IN 2012)  7370018	TP	DETAIL COSTS	PE	0.0	0.0	0.0	0.0	EXEMPT
					ROW	0.0	0.0	0.0	0.0	
					CONST	0.0	0.0	0.0	0.0	
					OTHER	0.0	1,134.0	1,568.0	1,218.0	
					TOTAL	0.0	1,134.0	1,568.0	3,920.0	
				SOURCE OF FUNDS FTA 5309	LOCAL	0.0	226.8	313.6	243.6	
					STATE	0.0	0.0	0.0	0.0	
					FEDERAL	0.0	907.2	1,254.4	974.4	
					TOTAL	0.0	1,134.0	1,568.0	3,920.0	
					TOTAL	0.0	1,134.0	1,568.0	3,920.0	

**TRANSPORTATION IMPROVEMENT PROGRAM FOR THE MILWAUKEE TRANSPORTATION MANAGEMENT AREA --  
WAUKESHA COUNTY 2009-2012**

PROJECT SPONSOR	PROJECT			ESTIMATED COSTS (\$1,000)						AIR QUAL STAT
	NO	DESCRIPTION / STATE ID	TYPE		2009	2010	2011	2012	Total	
WAUKESHA (CITY)	488 (509)	INSTALLATION OF SECURITY SYSTEM AT WAUKESHA METRO TRANSIT OPERATIONS AND MAINTENANCE FACILITY  7370014	TP	DETAIL COSTS	PE	0.0	0.0	0.0	0.0	EXEMPT
					ROW	0.0	0.0	0.0	0.0	
					CONST	0.0	0.0	0.0	0.0	
					OTHER	0.0	80.0	0.0	0.0	
					TOTAL	0.0	80.0	0.0	80.0	
				SOURCE OF FUNDS FTA 5309	LOCAL	0.0	16.0	0.0	16.0	
					STATE	0.0	0.0	0.0	0.0	
					FEDERAL	0.0	64.0	0.0	64.0	
					TOTAL	0.0	80.0	0.0	80.0	
					TOTAL	0.0	80.0	0.0	80.0	
	489	REPLACE AND UPGRADE DOWNTOWN TRANSIT CENTER CAMERA SYSTEM.  7379992	TP	DETAIL COSTS	PE	0.0	0.0	0.0	0.0	EXEMPT
					ROW	0.0	0.0	0.0	0.0	
					CONST	0.0	0.0	0.0	0.0	
					OTHER	0.0	52.0	0.0	52.0	
					TOTAL	0.0	52.0	0.0	52.0	
				SOURCE OF FUNDS FTA 5307	LOCAL	0.0	10.4	0.0	10.4	
					STATE	0.0	0.0	0.0	0.0	
					FEDERAL	0.0	41.6	0.0	41.6	
					TOTAL	0.0	52.0	0.0	52.0	
					TOTAL	0.0	52.0	0.0	52.0	
	490 (511)	REPLACEMENT SERVICE VEHICLES FOR WAUKESHA METRO TRANSIT: 1 VAN IN 2009  7370030	TP	DETAIL COSTS	PE	0.0	0.0	0.0	0.0	EXEMPT
					ROW	0.0	0.0	0.0	0.0	
					CONST	0.0	0.0	0.0	0.0	
					OTHER	28.0	0.0	0.0	28.0	
					TOTAL	28.0	0.0	0.0	28.0	
				SOURCE OF FUNDS FTA 5309	LOCAL	5.6	0.0	0.0	5.6	
					STATE	0.0	0.0	0.0	0.0	
					FEDERAL	22.4	0.0	0.0	22.4	
					TOTAL	28.0	0.0	0.0	28.0	
					TOTAL	28.0	0.0	0.0	28.0	
	491 (515)	AVL UPGRADES: NEXT STOP ANNOUNCE SYSTEM FOR WAUKESHA METRO TRANSIT  7370037	TP	DETAIL COSTS	PE	0.0	0.0	0.0	0.0	EXEMPT
					ROW	0.0	0.0	0.0	0.0	
					CONST	0.0	0.0	0.0	0.0	
					OTHER	0.0	100.0	0.0	100.0	
					TOTAL	0.0	100.0	0.0	100.0	
				SOURCE OF FUNDS FTA 5309	LOCAL	0.0	20.0	0.0	20.0	
					STATE	0.0	0.0	0.0	0.0	
					FEDERAL	0.0	80.0	0.0	80.0	
					TOTAL	0.0	100.0	0.0	100.0	
					TOTAL	0.0	100.0	0.0	100.0	
	492 (516)	BUS ENGINE AND TRANSMISSION REBUILDS FOR WAUKESHA METRO TRANSIT: 3 IN 2010, 4 IN 2011.  7370026	TP	DETAIL COSTS	PE	0.0	0.0	0.0	0.0	EXEMPT
					ROW	0.0	0.0	0.0	0.0	
					CONST	0.0	0.0	0.0	0.0	
					OTHER	0.0	150.0	200.0	350.0	
					TOTAL	0.0	150.0	200.0	350.0	
				SOURCE OF FUNDS FTA 5309	LOCAL	0.0	30.0	40.0	70.0	
					STATE	0.0	0.0	0.0	0.0	
					FEDERAL	0.0	120.0	160.0	280.0	
					TOTAL	0.0	150.0	200.0	350.0	
					TOTAL	0.0	150.0	200.0	350.0	
	493 (518)	TIRE LEASE FOR THE WAUKESHA METRO TRANSIT SYSTEM  7370051	TP	DETAIL COSTS	PE	0.0	0.0	0.0	0.0	EXEMPT
					ROW	0.0	0.0	0.0	0.0	
					CONST	0.0	0.0	0.0	0.0	
					OTHER	30.0	32.0	32.0	128.0	
					TOTAL	30.0	32.0	32.0	128.0	
				SOURCE OF FUNDS FTA 5307	LOCAL	6.0	6.4	6.4	25.6	
					STATE	0.0	0.0	0.0	0.0	
					FEDERAL	24.0	25.6	25.6	102.4	
					TOTAL	30.0	32.0	32.0	128.0	
					TOTAL	30.0	32.0	32.0	128.0	
	494 (519)	SHOP EQUIPMENT FOR THE WAUKESHA METRO TRANSIT SYSTEM  7370006	TP	DETAIL COSTS	PE	0.0	0.0	0.0	0.0	EXEMPT
					ROW	0.0	0.0	0.0	0.0	
					CONST	0.0	0.0	0.0	0.0	
					OTHER	0.0	6.5	0.0	6.5	
					TOTAL	0.0	6.5	0.0	6.5	
				SOURCE OF FUNDS FTA 5309	LOCAL	0.0	1.3	0.0	1.3	
					STATE	0.0	0.0	0.0	0.0	
					FEDERAL	0.0	5.2	0.0	5.2	
					TOTAL	0.0	6.5	0.0	6.5	
					TOTAL	0.0	6.5	0.0	6.5	
	495 (520)	SURVILLANCE CAMERA SYSTEM FOR 5 BUSES FOR WAUKESHA METRO TRANSIT  7370034	TP	DETAIL COSTS	PE	0.0	0.0	0.0	0.0	EXEMPT
					ROW	0.0	0.0	0.0	0.0	
					CONST	0.0	0.0	0.0	0.0	
					OTHER	50.0	0.0	0.0	50.0	
					TOTAL	50.0	0.0	0.0	50.0	
				SOURCE OF FUNDS FTA 5309	LOCAL	10.0	0.0	0.0	10.0	
					STATE	0.0	0.0	0.0	0.0	
					FEDERAL	40.0	0.0	0.0	40.0	
					TOTAL	50.0	0.0	0.0	50.0	
					TOTAL	50.0	0.0	0.0	50.0	

**TRANSPORTATION IMPROVEMENT PROGRAM FOR THE MILWAUKEE TRANSPORTATION MANAGEMENT AREA --  
WAUKESHA COUNTY 2009-2012**

PROJECT SPONSOR	PROJECT			ESTIMATED COSTS (\$1,000)						AIR QUAL STAT
	NO	DESCRIPTION / STATE ID	TYPE		2009	2010	2011	2012	Total	
WAUKESHA (CITY)	496 (522)	ENHANCEMENT PROJECTS FOR WAUKESHA METRO TRANSIT WHICH MAY INCLUDE ENHANCED ACCESS FOR PERSONS WITH DISABILITIES OR BYCYCLISTS AND PEDESTRIANS, LANDSCAPING, PUBLIC ART, OR HISTORIC PRESERVATION  7370039	TP	DETAIL COSTS	PE	0.0	0.0	0.0	0.0	EXEMPT
					ROW	0.0	0.0	0.0	0.0	
					CONST	0.0	0.0	0.0	0.0	
					OTHER	6.0	6.0	6.0	6.0	
					TOTAL	6.0	6.0	6.0	6.0	
				SOURCE OF FUNDS	LOCAL	1.2	1.2	1.2	4.8	
	497 (523)	REPLACEMENT OF AVL RADIO NETWORK CONTROLLER  7379968	TP		STATE	0.0	0.0	0.0	0.0	EXEMPT
					FEDERAL	4.8	4.8	4.8	19.2	
					TOTAL	6.0	6.0	6.0	24.0	
				SOURCE OF FUNDS	LOCAL	0.0	0.0	0.0	0.0	
					STATE	0.0	0.0	0.0	0.0	
					FEDERAL	0.0	0.0	0.0	0.0	
	498 (523)	CONSTRUCTION OF A WALKWAY FROM THE WAUKESHA METRO TRANSIT CENTER TO THE RIVERWALK IN THE CITY OF WAUKESHA  7370038	TI	DETAIL COSTS	PE	0.0	0.0	0.0	0.0	EXEMPT
					ROW	0.0	0.0	0.0	0.0	
					CONST	0.0	0.0	200.0	200.0	
					OTHER	0.0	0.0	0.0	0.0	
					TOTAL	0.0	0.0	200.0	200.0	
				SOURCE OF FUNDS	LOCAL	0.0	0.0	40.0	40.0	
	499 (525)	RECONSTRUCTION OF W NEWHALL AVE FROM S GRAND AVE TO S EAST AVE IN THE CITY OF WAUKESHA (0.25 MILES)  7370007	OH		STATE	0.0	0.0	0.0	0.0	EXEMPT
					FEDERAL	0.0	0.0	0.0	0.0	
					TOTAL	0.0	0.0	0.0	0.0	
				SOURCE OF FUNDS	LOCAL	0.0	0.0	0.0	0.0	
					STATE	0.0	0.0	0.0	0.0	
					FEDERAL	0.0	0.0	0.0	0.0	
	500 (707)	REPLACEMENT OF INCANDESCENT TRAFFIC SIGNALS WITH L.E.D. SIGNAL HEADS AT VARIOUS LOCATIONS IN THE CITY OF WAUKESHA  7379995 2718-09-70	HS	DETAIL COSTS	PE	55.0	0.0	0.0	55.0	EXEMPT
					ROW	0.0	0.0	0.0	0.0	
					CONST	0.0	357.0	0.0	357.0	
					OTHER	0.0	0.0	0.0	0.0	
					TOTAL	55.0	357.0	0.0	412.0	
				SOURCE OF FUNDS	LOCAL	5.5	35.7	0.0	41.2	
	501 (758)	INSTALLATION OF TRAFFIC SIGNAL INTERCONNECTION SYSTEM IN THE CENTRAL BUSINESS DISTRICT IN THE CITY OF WAUKESHA  7379996 1693-47-70	EE		STATE	0.0	0.0	0.0	0.0	EXEMPT
					FEDERAL	49.5	321.3	0.0	370.8	
					TOTAL	55.0	357.0	0.0	412.0	
				SOURCE OF FUNDS	LOCAL	8.4	46.8	0.0	55.2	
					STATE	0.0	0.0	0.0	0.0	
					FEDERAL	33.7	187.0	0.0	220.7	
	502 (757)	TRAFFIC SIGNAL SYSTEMS ANALYSIS TO OPTIMIZE SIX SIGNAL SYSTEMS (46 INTERSECTIONS) IN THE CITY OF WAUKESHA  7379997 1693-48-02	EE	DETAIL COSTS	PE	180.9	0.0	0.0	180.9	EXEMPT
					ROW	0.0	0.0	0.0	0.0	
					CONST	0.0	0.0	0.0	0.0	
					OTHER	0.0	0.0	0.0	0.0	
					TOTAL	180.9	0.0	0.0	180.9	
				SOURCE OF FUNDS	LOCAL	36.2	0.0	0.0	36.2	
	503 (447)	RE-ROUTE THE NEW BERLIN BIKE TRAIL CROSSING ALONG STH 164 NORTH OF PEARL ST IN THE CITY OF WAUKESHA  8000228 2360-02-52	EE		STATE	0.0	0.0	0.0	0.0	EXEMPT
					FEDERAL	71.4	0.0	0.0	71.4	
					TOTAL	109.9	0.0	0.0	109.9	
				SOURCE OF FUNDS	LOCAL	65.9	0.0	0.0	65.9	
					STATE	0.0	0.0	0.0	0.0	
					FEDERAL	44.0	0.0	0.0	44.0	

**TRANSPORTATION IMPROVEMENT PROGRAM FOR THE MILWAUKEE TRANSPORTATION MANAGEMENT AREA --  
WAUKESHA COUNTY 2009-2012**

PROJECT SPONSOR	PROJECT			ESTIMATED COSTS (\$1,000)						AIR QUAL STAT	
	NO	DESCRIPTION / STATE ID	TYPE			2009	2010	2011	2012		Total
COMMUNITY CARE, INC.	504  (772)	MOBILITY MANAGER POSITION TO PLAN AND COORDINATE TRANSPORTATION SERVICES FOR DISABLED PERSONS IN WAUKESHA COUNTY    7419999	TP	DETAIL COSTS	PE	0.0	0.0	0.0	0.0	0.0	EXEMPT
					ROW	0.0	0.0	0.0	0.0	0.0	
					CONST	0.0	0.0	0.0	0.0	0.0	
					OTHER	41.3	0.0	0.0	0.0	41.3	
				TOTAL		41.3	0.0	0.0	0.0	41.3	
				SOURCE OF FUNDS FTA 5317	LOCAL	8.2	0.0	0.0	0.0	8.2	
					STATE	0.0	0.0	0.0	0.0	0.0	
					FEDERAL	33.1	0.0	0.0	0.0	33.1	
TOTAL		41.3	0.0		0.0	0.0	41.3				

**TRANSPORTATION IMPROVEMENT PROGRAM FOR THE KENOSHA, RACINE, WALWORTH TRANSPORTATION  
MANAGEMENT AREA -- KENOSHA COUNTY 2009-2012**

PROJECT SPONSOR	PROJECT			ESTIMATED COSTS (\$1,000)							AIR QUAL STAT
	NO	DESCRIPTION / STATE ID	TYPE			2009	2010	2011	2012	Total	
STATE OF WISCONSIN	505  (532)	RESURFACING OF USH 45 FROM THE ILLINOIS STATE LINE TO STH 50 IN KENOSHA COUNTY (5.50 MILES)  80001173200-02-73	HP	DETAIL COSTS	PE	181.0	0.0	0.0	0.0	181.0	EXEMPT
					ROW	0.0	0.0	0.0	0.0	0.0	
					CONST	0.0	1,812.1	0.0	0.0	1,812.1	
					OTHER	0.0	0.0	0.0	0.0	0.0	
					TOTAL	181.0	1,812.1	0.0	0.0	1,993.1	
				SOURCE OF FUNDS STP-O	LOCAL	0.0	0.0	0.0	0.0	0.0	
					STATE	36.2	362.4	0.0	0.0	398.6	
					FEDERAL	144.8	1,449.7	0.0	0.0	1,594.5	
					TOTAL	181.0	1,812.1	0.0	0.0	1,993.1	
					TOTAL	181.0	1,812.1	0.0	0.0	1,993.1	
	506	RESURFACING OF USH 45 FROM STH 50 TO STH 11 IN KENOSHA COUNTY (7.60 MILES)  8009835	HP	DETAIL COSTS	PE	50.0	0.0	0.0	0.0	50.0	EXEMPT
					ROW	0.0	0.0	0.0	0.0	0.0	
					CONST	0.0	0.0	0.0	2,200.0	2,200.0	
					OTHER	0.0	0.0	0.0	0.0	0.0	
					TOTAL	50.0	0.0	0.0	2,200.0	2,250.0	
				SOURCE OF FUNDS	LOCAL	0.0	0.0	0.0	0.0	0.0	
					STATE	50.0	0.0	0.0	2,200.0	2,250.0	
					FEDERAL	0.0	0.0	0.0	0.0	0.0	
					TOTAL	50.0	0.0	0.0	2,200.0	2,250.0	
					TOTAL	50.0	0.0	0.0	2,200.0	2,250.0	
	507	RESURFACING OF STH 32 FROM 50TH ST TO 7TH AVE IN THE CITY OF KENOSHA  80098863240-09-00	HP	DETAIL COSTS	PE	500.0	0.0	0.0	0.0	500.0	EXEMPT
					ROW	0.0	0.0	0.0	0.0	0.0	
					CONST	0.0	0.0	0.0	0.0	0.0	
					OTHER	0.0	0.0	0.0	0.0	0.0	
					TOTAL	500.0	0.0	0.0	0.0	500.0	
				SOURCE OF FUNDS NHS	LOCAL	125.0	0.0	0.0	0.0	125.0	
					STATE	375.0	0.0	0.0	0.0	375.0	
					FEDERAL	0.0	0.0	0.0	0.0	0.0	
					TOTAL	500.0	0.0	0.0	0.0	500.0	
					TOTAL	500.0	0.0	0.0	0.0	500.0	
	508	CORRIDOR STUDY OF STH 50 FROM USH 12 TO STH 31 IN KENOSHA AND WALWORTH COUNTIES (27.52 MILES)  80098971310-11-00	HP	DETAIL COSTS	PE	400.0	0.0	0.0	0.0	400.0	EXEMPT
					ROW	0.0	0.0	0.0	0.0	0.0	
					CONST	0.0	0.0	0.0	0.0	0.0	
					OTHER	0.0	0.0	0.0	0.0	0.0	
					TOTAL	400.0	0.0	0.0	0.0	400.0	
				SOURCE OF FUNDS STP-O	LOCAL	0.0	0.0	0.0	0.0	0.0	
					STATE	80.0	0.0	0.0	0.0	80.0	
					FEDERAL	320.0	0.0	0.0	0.0	320.0	
					TOTAL	400.0	0.0	0.0	0.0	400.0	
					TOTAL	400.0	0.0	0.0	0.0	400.0	
	509  (535)	RECONSTRUCTION OF THE INTERSECTION OF STH 50 (75TH ST) AND CTH B IN KENOSHA COUNTY  80002301310-08-00	HP	DETAIL COSTS	PE	0.0	0.0	0.0	0.0	0.0	EXEMPT
					ROW	0.0	0.0	0.0	0.0	0.0	
					CONST	945.0	0.0	0.0	0.0	945.0	
					OTHER	0.0	0.0	0.0	0.0	0.0	
					TOTAL	945.0	0.0	0.0	0.0	945.0	
				SOURCE OF FUNDS STP-O	LOCAL	0.0	0.0	0.0	0.0	0.0	
					STATE	189.0	0.0	0.0	0.0	189.0	
					FEDERAL	756.0	0.0	0.0	0.0	756.0	
					TOTAL	945.0	0.0	0.0	0.0	945.0	
					TOTAL	945.0	0.0	0.0	0.0	945.0	
	510	RESURFACING OF STH 50 (75TH ST) FROM IH-94 TO STH 31 IN THE CITY OF KENOSHA AND VILLAGE OF PLEASANT PRAIRIE (3.33 MILES)  80099161310-10-70	HP	DETAIL COSTS	PE	425.0	0.0	0.0	0.0	425.0	EXEMPT
					ROW	0.0	0.0	0.0	0.0	0.0	
					CONST	0.0	0.0	0.0	0.0	0.0	
					OTHER	0.0	0.0	0.0	0.0	0.0	
					TOTAL	425.0	0.0	0.0	0.0	425.0	
				SOURCE OF FUNDS STP-O	LOCAL	0.0	0.0	0.0	0.0	0.0	
					STATE	85.0	0.0	0.0	0.0	85.0	
					FEDERAL	340.0	0.0	0.0	0.0	340.0	
					TOTAL	425.0	0.0	0.0	0.0	425.0	
					TOTAL	425.0	0.0	0.0	0.0	425.0	
	511	RESURFACING OF STH 50 (75TH STREET) FROM 256TH AVENUE TO 236TH AVENUE IN THE VILLAGE OF PADDOCK LAKE  80098541310-04-70	HP	DETAIL COSTS	PE	100.0	0.0	0.0	0.0	100.0	EXEMPT
					ROW	0.0	0.0	0.0	0.0	0.0	
					CONST	0.0	0.0	0.0	0.0	0.0	
					OTHER	0.0	0.0	0.0	0.0	0.0	
					TOTAL	100.0	0.0	0.0	0.0	100.0	
				SOURCE OF FUNDS NHS	LOCAL	0.0	0.0	0.0	0.0	0.0	
					STATE	20.0	0.0	0.0	0.0	20.0	
					FEDERAL	80.0	0.0	0.0	0.0	80.0	
					TOTAL	100.0	0.0	0.0	0.0	100.0	
					TOTAL	100.0	0.0	0.0	0.0	100.0	
	512	RESURFACING OF STH 158 FROM STH 31 TO 6TH AVE IN THE CITY OF KENOSHA  80098883220-06-00	HP	DETAIL COSTS	PE	500.0	0.0	0.0	0.0	500.0	EXEMPT
					ROW	0.0	0.0	0.0	0.0	0.0	
					CONST	0.0	0.0	0.0	0.0	0.0	
					OTHER	0.0	0.0	0.0	0.0	0.0	
					TOTAL	500.0	0.0	0.0	0.0	500.0	
				SOURCE OF FUNDS NHS	LOCAL	125.0	0.0	0.0	0.0	125.0	
					STATE	375.0	0.0	0.0	0.0	375.0	
					FEDERAL	0.0	0.0	0.0	0.0	0.0	
					TOTAL	500.0	0.0	0.0	0.0	500.0	
					TOTAL	500.0	0.0	0.0	0.0	500.0	



**TRANSPORTATION IMPROVEMENT PROGRAM FOR THE KENOSHA, RACINE, WALWORTH TRANSPORTATION  
MANAGEMENT AREA -- KENOSHA COUNTY 2009-2012**

PROJECT SPONSOR	PROJECT			ESTIMATED COSTS (\$1,000)							AIR QUAL STAT
	NO	DESCRIPTION / STATE ID	TYPE			2009	2010	2011	2012	Total	
STATE OF WISCONSIN	513	RECONSTRUCT STH 165 (104TH ST) INTERSECTIONS OF CTH ML AND CTH EZ IN THE VILLAGE OF PLEASANT PRAIRIE  80099363738-06-70	HP	DETAIL COSTS	PE	154.0	0.0	0.0	0.0	154.0	EXEMPT
					ROW	512.5	0.0	0.0	0.0	512.5	
					CONST	0.0	0.0	0.0	0.0	0.0	
					OTHER	0.0	0.0	0.0	0.0	0.0	
				TOTAL	666.5	0.0	0.0	0.0	666.5		
				SOURCE OF FUNDS STP-O	LOCAL	0.0	0.0	0.0	0.0	0.0	
STATE	543.3	0.0	0.0		0.0	543.3					
				FEDERAL	123.2	0.0	0.0	0.0	123.2		
				TOTAL	666.5	0.0	0.0	0.0	666.5		
	514  (540)	RECONSTRUCTION WITH ADDITIONAL LANES OF STH 158 (52ND ST) FROM 95TH AVE TO STH 31 IN THE CITY OF KENOSHA  80002343220-05-00	HI	DETAIL COSTS	PE	1,281.0	0.0	0.0	0.0	1,281.0	NON-EXEMPT
					ROW	0.0	512.5	0.0	0.0	512.5	
					CONST	0.0	0.0	0.0	0.0	0.0	
					OTHER	0.0	0.0	0.0	0.0	0.0	
				TOTAL	1,281.0	512.5	0.0	0.0	1,793.5		
				SOURCE OF FUNDS STP-O	LOCAL	0.0	0.0	0.0	0.0	0.0	
STATE	256.2	512.5	0.0		0.0	768.7					
				FEDERAL	1,024.8	0.0	0.0	0.0	1,024.8		
				TOTAL	1,281.0	512.5	0.0	0.0	1,793.5		
	515  (542)	ELDERLY/DISABLED TRANSPORTATION SEC 5310 KENOSHA ACHIEVEMENT CENTER  8000621	TP	DETAIL COSTS	PE	0.0	0.0	0.0	0.0	0.0	EXEMPT
					ROW	0.0	0.0	0.0	0.0	0.0	
					CONST	0.0	0.0	0.0	0.0	0.0	
					OTHER	224.1	235.3	247.1	259.4	965.9	
				TOTAL	224.1	235.3	247.1	259.4	965.9		
				SOURCE OF FUNDS FTA 5310	LOCAL	44.8	47.1	49.4	51.9	193.2	
STATE	0.0	0.0	0.0		0.0	0.0					
				FEDERAL	179.3	188.2	197.7	207.5	772.7		
				TOTAL	224.1	235.3	247.1	259.4	965.9		
	516 <sup>c</sup>  R	INSTALLATION OF FLASHING LIGHTS AND GATES AT THE 113TH STREET AT-GRADE CROSSING OF THE CANADIAN PACIFIC RAILROAD TRACKS IN THE VILLAGE OF PLEASANT PRAIRIE  80098761009-99-37	TP	DETAIL COSTS	PE	0.0	0.0	0.0	0.0	0.0	EXEMPT
					ROW	0.0	0.0	0.0	0.0	0.0	
					CONST	300.0	0.0	0.0	0.0	300.0	
					OTHER	0.0	0.0	0.0	0.0	0.0	
				TOTAL	300.0	0.0	0.0	0.0	300.0		
				SOURCE OF FUNDS FRA	LOCAL	0.0	0.0	0.0	0.0	0.0	
STATE	0.0	0.0	0.0		0.0	0.0					
				FEDERAL	300.0	0.0	0.0	0.0	300.0		
				TOTAL	300.0	0.0	0.0	0.0	300.0		
	517 <sup>c</sup>  R	INSTALLATION OF A UNIVERSAL CROSSOVER AND SIGNALING AT "TRUESDELL" (WEPCO) ON CPR'S "C&M" SUBDIVISION IN KENOSHA COUNTY.  8009877	TP	DETAIL COSTS	PE	0.0	0.0	0.0	0.0	0.0	EXEMPT
					ROW	0.0	0.0	0.0	0.0	0.0	
					CONST	3,700.0	0.0	0.0	0.0	3,700.0	
					OTHER	0.0	0.0	0.0	0.0	0.0	
				TOTAL	3,700.0	0.0	0.0	0.0	3,700.0		
				SOURCE OF FUNDS FRA	LOCAL	1,850.0	0.0	0.0	0.0	1,850.0	
STATE	0.0	0.0	0.0		0.0	0.0					
				FEDERAL	1,850.0	0.0	0.0	0.0	1,850.0		
				TOTAL	3,700.0	0.0	0.0	0.0	3,700.0		
	518  (533)	RECONSTRUCTION OF THE STH 31 (GREEN BAY RD) INTERSECTIONS WITH STH 50, CTH K, AND STH 158 IN THE CITY OF KENOSHA  80099833330-05-70	HS	DETAIL COSTS	PE	0.0	0.0	0.0	0.0	0.0	EXEMPT
					ROW	0.0	0.0	0.0	0.0	0.0	
					CONST	1,380.0	0.0	0.0	0.0	1,380.0	
					OTHER	0.0	0.0	0.0	0.0	0.0	
				TOTAL	1,380.0	0.0	0.0	0.0	1,380.0		
				SOURCE OF FUNDS STP-S	LOCAL	390.0	0.0	0.0	0.0	390.0	
STATE	0.0	0.0	0.0		0.0	0.0					
				FEDERAL	990.0	0.0	0.0	0.0	990.0		
				TOTAL	1,380.0	0.0	0.0	0.0	1,380.0		
	519	INTERSECTION IMPROVEMENTS AT THE INTERSECTION OF STH 31 AND 45TH ST  80099463340-08-70	HS	DETAIL COSTS	PE	0.0	0.0	0.0	0.0	0.0	EXEMPT
					ROW	0.0	0.0	0.0	0.0	0.0	
					CONST	387.6	0.0	0.0	0.0	387.6	
					OTHER	0.0	0.0	0.0	0.0	0.0	
				TOTAL	387.6	0.0	0.0	0.0	387.6		
				SOURCE OF FUNDS STP-S	LOCAL	0.0	0.0	0.0	0.0	0.0	
STATE	38.8	0.0	0.0		0.0	38.8					
				FEDERAL	348.8	0.0	0.0	0.0	348.8		
				TOTAL	387.6	0.0	0.0	0.0	387.6		
	520	INTERSECTION MODIFICATION AT THE INTERSECTION OF STH 50 AND CTH P IN KENOSHA COUNTY  80099431310-09-70	HS	DETAIL COSTS	PE	49.0	0.0	0.0	0.0	49.0	EXEMPT
					ROW	0.0	0.0	0.0	0.0	0.0	
					CONST	0.0	492.2	0.0	0.0	492.2	
					OTHER	0.0	0.0	0.0	0.0	0.0	
				TOTAL	49.0	492.2	0.0	0.0	541.2		
				SOURCE OF FUNDS STP-S	LOCAL	0.0	0.0	0.0	0.0	0.0	
STATE	4.9	49.2	0.0		0.0	54.1					
				FEDERAL	44.1	443.0	0.0	0.0	487.1		
				TOTAL	49.0	492.2	0.0	0.0	541.2		

**TRANSPORTATION IMPROVEMENT PROGRAM FOR THE KENOSHA, RACINE, WALWORTH TRANSPORTATION  
MANAGEMENT AREA -- KENOSHA COUNTY 2009-2012**

PROJECT SPONSOR	PROJECT			ESTIMATED COSTS (\$1,000)						AIR QUAL STAT
	NO	DESCRIPTION / STATE ID	TYPE		2009	2010	2011	2012	Total	
STATE OF WISCONSIN	521	INTERSECTION IMPROVEMENTS AT THE INTERSECTIONS OF STH 31 WITH STH 50 AND STH 158  8009947 3330-05-71	HS	DETAIL COSTS	PE	0.0	0.0	0.0	0.0	EXEMPT
					ROW	0.0	0.0	0.0	0.0	
					CONST	1,380.0	0.0	0.0	0.0	
					OTHER	0.0	0.0	0.0	0.0	
				SOURCE OF FUNDS STP-S	TOTAL	1,380.0	0.0	0.0	1,380.0	
					LOCAL	0.0	0.0	0.0	0.0	
					STATE	390.0	0.0	0.0	390.0	
					FEDERAL	990.0	0.0	0.0	990.0	
	522 (544)	CONSTRUCTION OF NEW CHAPIN PARK AND RIDE LOT AT I-94 AND CTH S IN KENOSHA COUNTY  8000236 1060-14-70	EE	DETAIL COSTS	PE	0.0	0.0	0.0	0.0	EXEMPT
					ROW	48.0	0.0	0.0	48.0	
					CONST	0.0	119.0	0.0	119.0	
					OTHER	0.0	0.0	0.0	0.0	
				SOURCE OF FUNDS CMAQ	TOTAL	48.0	119.0	0.0	167.0	
					LOCAL	0.0	0.0	0.0	0.0	
					STATE	14.0	41.0	0.0	55.0	
					FEDERAL	34.0	78.0	0.0	112.0	
	523 (731)	PRELIMINARY ENGINEERING FOR RECONSTRUCTION WITH ADDITIONAL LANES OF CTH C FROM CTH U TO W FRONTAGE RD IN KENOSHA COUNTY  1009993 3736-05-00	HI	DETAIL COSTS	PE	0.0	397.0	0.0	397.0	EXEMPT
					ROW	0.0	0.0	0.0	0.0	
					CONST	0.0	0.0	0.0	0.0	
					OTHER	0.0	0.0	0.0	0.0	
				SOURCE OF FUNDS STP-O	TOTAL	0.0	397.0	0.0	397.0	
					LOCAL	0.0	79.4	0.0	79.4	
					STATE	0.0	0.0	0.0	0.0	
					FEDERAL	0.0	317.6	0.0	317.6	
	524 (552)	RECONSTRUCTION WITH ADDITIONAL LANES OF CTH K (60TH ST) FROM I-94 TO 104TH AVE IN KENOSHA COUNTY (0.94 MI)  1009995	HI	DETAIL COSTS	PE	631.3	0.0	0.0	631.3	NON-EXEMPT
					ROW	0.0	60.0	0.0	60.0	
					CONST	0.0	0.0	4,483.0	4,483.0	
					OTHER	0.0	0.0	0.0	0.0	
				SOURCE OF FUNDS STP-O	TOTAL	631.3	60.0	4,483.0	5,174.3	
					LOCAL	126.3	12.0	896.6	1,034.9	
					STATE	0.0	0.0	0.0	0.0	
					FEDERAL	505.0	48.0	3,586.4	4,139.4	
	525 (550)	RECONSTRUCTION WITH ADDITIONAL LANES OF CTH K (60TH ST) FROM 104TH AVE TO CTH H (88TH ST) IN KENOSHA COUNTY (1.01 MI)  1009997	HI	DETAIL COSTS	PE	626.0	0.0	0.0	626.0	NON-EXEMPT
					ROW	0.0	5.0	0.0	5.0	
					CONST	0.0	0.0	4,444.0	4,444.0	
					OTHER	0.0	0.0	0.0	0.0	
				SOURCE OF FUNDS STP-O	TOTAL	626.0	5.0	4,444.0	5,075.0	
					LOCAL	125.2	1.0	888.8	1,015.0	
					STATE	0.0	0.0	0.0	0.0	
					FEDERAL	500.8	4.0	3,555.2	4,060.0	
	526 (551)	RECONSTRUCTION WITH ADDITIONAL LANES OF CTH K (60TH ST) FROM CTH H (88TH AVE) TO UP RAILROAD IN KENOSHA COUNTY (0.92 MI)  1009996	HI	DETAIL COSTS	PE	644.0	0.0	0.0	644.0	NON-EXEMPT
					ROW	0.0	98.0	0.0	98.0	
					CONST	0.0	0.0	4,576.0	4,576.0	
					OTHER	0.0	0.0	0.0	0.0	
				SOURCE OF FUNDS STP-O	TOTAL	644.0	98.0	4,576.0	5,318.0	
					LOCAL	128.8	19.6	915.2	1,063.6	
					STATE	0.0	0.0	0.0	0.0	
					FEDERAL	515.2	78.4	3,660.8	4,254.4	
	527 (549)	RECONSTRUCTION OF CTH K (60TH ST) WITH ADDITIONAL LANES FROM STH 31 TO THE UP RAILWAY IN KENOSHA COUNTY (0.63 MILES)  1009998 3728-03-00	HI	DETAIL COSTS	PE	150.0	0.0	0.0	150.0	NON-EXEMPT
					ROW	0.0	75.2	0.0	75.2	
					CONST	0.0	0.0	2,563.6	2,563.6	
					OTHER	0.0	0.0	0.0	0.0	
				SOURCE OF FUNDS STP-O	TOTAL	150.0	75.2	2,563.6	2,788.8	
					LOCAL	30.0	21.8	512.7	564.5	
					STATE	0.0	0.0	0.0	0.0	
					FEDERAL	120.0	53.4	2,050.9	2,224.3	
	528 (553)	PROVISION OF SPECIALIZED DEMAND RESPONSIVE TRANSPORTATION SERVICES FOR ELDERLY/DISABLED IN NON-URBANIZED KENOSHA COUNTY (SEC 85.21)  1000004	TP	DETAIL COSTS	PE	0.0	0.0	0.0	0.0	EXEMPT
					ROW	0.0	0.0	0.0	0.0	
					CONST	0.0	0.0	0.0	0.0	
					OTHER	20.7	0.0	0.0	20.7	
				SOURCE OF FUNDS	TOTAL	20.7	0.0	0.0	20.7	
					LOCAL	4.0	0.0	0.0	4.0	
					STATE	16.7	0.0	0.0	16.7	
					FEDERAL	0.0	0.0	0.0	0.0	

**TRANSPORTATION IMPROVEMENT PROGRAM FOR THE KENOSHA, RACINE, WALWORTH TRANSPORTATION  
MANAGEMENT AREA -- KENOSHA COUNTY 2009-2012**

PROJECT SPONSOR	PROJECT			ESTIMATED COSTS (\$1,000)						AIR QUAL STAT
	NO	DESCRIPTION / STATE ID	TYPE		2009	2010	2011	2012	Total	
KENOSHA COUNTY	529	LEASE OF DISPATCH AND CALL MONITORING SOFTWARE FOR KENOSHA COUNTY	TP	DETAIL COSTS	PE	0.0	0.0	0.0	0.0	EXEMPT
					ROW	0.0	0.0	0.0	0.0	
					CONST	0.0	0.0	0.0	0.0	
					OTHER	15.0	0.0	0.0	0.0	
				SOURCE OF FUNDS FTA 5317	TOTAL	15.0	0.0	0.0	15.0	
					LOCAL	3.0	0.0	0.0	3.0	
					STATE	0.0	0.0	0.0	0.0	
					FEDERAL	12.0	0.0	0.0	12.0	
R	1009987			TOTAL	15.0	0.0	0.0	0.0	15.0	
	530	INSTALLATION OF ADA EQUIPMENT INTO 2-PASSENGER BUSES IN KENOSHA COUNTY	TP	DETAIL COSTS	PE	0.0	0.0	0.0	0.0	EXEMPT
					ROW	0.0	0.0	0.0	0.0	
					CONST	0.0	0.0	0.0	0.0	
					OTHER	18.0	0.0	0.0	0.0	
				SOURCE OF FUNDS FTA 5317	TOTAL	18.0	0.0	0.0	18.0	
					LOCAL	1.8	0.0	0.0	1.8	
					STATE	0.0	0.0	0.0	0.0	
					FEDERAL	16.2	0.0	0.0	16.2	
	1009992			TOTAL	18.0	0.0	0.0	0.0	18.0	
	531	PURCHASE 6-PASSENGER BUSES (4 CURRENTLY LEASED AND 2 NEW BUSES) TO PROVIDE TRANSPORTATION FOR DISABLED PERSONS IN KENOSHA COUNTY	TP	DETAIL COSTS	PE	0.0	0.0	0.0	0.0	EXEMPT
					ROW	0.0	0.0	0.0	0.0	
					CONST	0.0	0.0	0.0	0.0	
					OTHER	149.9	0.0	0.0	0.0	
				SOURCE OF FUNDS FTA 5317	TOTAL	149.9	0.0	0.0	149.9	
					LOCAL	30.0	0.0	0.0	30.0	
					STATE	0.0	0.0	0.0	0.0	
					FEDERAL	119.9	0.0	0.0	119.9	
	1009989			TOTAL	149.9	0.0	0.0	0.0	149.9	
	532	MOBILITY MANAGER POSITION TO PLAN AND COORDINATE TRANSPORTATION SERVICES FOR DISABLED PERSONS IN KENOSHA COUNTY	TP	DETAIL COSTS	PE	0.0	0.0	0.0	0.0	EXEMPT
					ROW	0.0	0.0	0.0	0.0	
					CONST	0.0	0.0	0.0	0.0	
					OTHER	65.2	0.0	0.0	0.0	
				SOURCE OF FUNDS FTA 5317	TOTAL	65.2	0.0	0.0	65.2	
					LOCAL	13.0	0.0	0.0	13.0	
					STATE	0.0	0.0	0.0	0.0	
					FEDERAL	52.2	0.0	0.0	52.2	
	1009991			TOTAL	65.2	0.0	0.0	0.0	65.2	
	533	INSTALLATION OF BUS STOP SIGNAGE IN KENOSHA COUNTY	TP	DETAIL COSTS	PE	0.0	0.0	0.0	0.0	EXEMPT
					ROW	0.0	0.0	0.0	0.0	
					CONST	0.0	0.0	0.0	0.0	
					OTHER	3.3	0.0	0.0	0.0	
				SOURCE OF FUNDS FTA 5317	TOTAL	3.3	0.0	0.0	3.3	
					LOCAL	0.7	0.0	0.0	0.7	
					STATE	0.0	0.0	0.0	0.0	
					FEDERAL	2.6	0.0	0.0	2.6	
	1009990			TOTAL	3.3	0.0	0.0	0.0	3.3	
	534	PURCHASE OF 15 ADA ACCESSIBLE BENCHES IN KENOSHA COUNTY	TP	DETAIL COSTS	PE	0.0	0.0	0.0	0.0	EXEMPT
					ROW	0.0	0.0	0.0	0.0	
					CONST	0.0	0.0	0.0	0.0	
					OTHER	11.7	0.0	0.0	0.0	
				SOURCE OF FUNDS FTA 5317	TOTAL	11.7	0.0	0.0	11.7	
					LOCAL	1.2	0.0	0.0	1.2	
					STATE	0.0	0.0	0.0	0.0	
					FEDERAL	10.5	0.0	0.0	10.5	
	1009988			TOTAL	11.7	0.0	0.0	0.0	11.7	
KENOSHA (CITY)	535	RECONSTRUCTION OF 75TH ST FROM 39TH AVE TO 7TH AVE IN THE CITY OF KENOSHA (2.00 MILES)	HP	DETAIL COSTS	PE	0.0	0.0	0.0	0.0	EXEMPT
					ROW	0.0	0.0	0.0	0.0	
					CONST	7,450.4	0.0	0.0	7,450.4	
					OTHER	0.0	0.0	0.0	0.0	
				SOURCE OF FUNDS STP-0	TOTAL	7,450.4	0.0	0.0	7,450.4	
					LOCAL	5,307.1	0.0	0.0	5,307.1	
					STATE	0.0	0.0	0.0	0.0	
					FEDERAL	2,143.3	0.0	0.0	2,143.3	
(559)	1030025	3230-07-00		TOTAL	7,450.4	0.0	0.0	0.0	7,450.4	
	536	CONSTRUCTION OF 39TH AVE FROM 18TH ST TO 26TH ST IN THE CITY OF KENOSHA (0.76 MI)	HE	DETAIL COSTS	PE	84.0	0.0	0.0	84.0	NON-EXEMPT
					ROW	0.0	0.0	0.0	0.0	
					CONST	0.0	2,870.0	0.0	2,870.0	
					OTHER	0.0	0.0	0.0	0.0	
				SOURCE OF FUNDS STP-0	TOTAL	84.0	2,870.0	0.0	2,954.0	
					LOCAL	16.8	1,987.2	0.0	2,004.0	
					STATE	0.0	0.0	0.0	0.0	
					FEDERAL	67.2	882.8	0.0	950.0	
	1039998	3831-06-70		TOTAL	84.0	2,870.0	0.0	0.0	2,954.0	

**TRANSPORTATION IMPROVEMENT PROGRAM FOR THE KENOSHA, RACINE, WALWORTH TRANSPORTATION  
MANAGEMENT AREA -- KENOSHA COUNTY 2009-2012**

PROJECT SPONSOR	PROJECT			ESTIMATED COSTS (\$1,000)						AIR QUAL STAT
	NO	DESCRIPTION / STATE ID	TYPE		2009	2010	2011	2012	Total	
KENOSHA (CITY)	537 <sup>i</sup> (560)	OPERATING ASSISTANCE FOR THE CITY OF KENOSHA TRANSIT SYSTEM  1030005	TP	DETAIL COSTS	PE	0.0	0.0	0.0	0.0	EXEMPT
					ROW	0.0	0.0	0.0	0.0	
					CONST	0.0	0.0	0.0	0.0	
					OTHER	6,121.2	6,427.3	6,748.7	7,086.1	
					TOTAL	6,121.2	6,427.3	6,748.7	7,086.1	
				SOURCE OF FUNDS FTA 5307	LOCAL	1,955.7	2,094.9	2,240.7	2,394.9	
					STATE	1,775.6	1,828.9	1,883.8	1,940.3	
					FEDERAL	2,389.9	2,503.5	2,624.2	2,750.9	
					TOTAL	6,121.2	6,427.3	6,748.7	7,086.1	
					TOTAL	6,121.2	6,427.3	6,748.7	7,086.1	
	538 (690)	CONSTRUCTION OF A NEW TRANSIT OPERATING AND MAINTENANCE FACILITY FOR THE CITY OF KENOSHA TRANSIT SYSTEM  1039996	TP	DETAIL COSTS	PE	0.0	0.0	0.0	0.0	EXEMPT
					ROW	0.0	0.0	0.0	0.0	
					CONST	0.0	0.0	0.0	0.0	
					OTHER	3,375.0	0.0	0.0	0.0	
					TOTAL	3,375.0	0.0	0.0	0.0	
				SOURCE OF FUNDS FTA 5309	LOCAL	675.0	0.0	0.0	0.0	
					STATE	0.0	0.0	0.0	0.0	
					FEDERAL	2,700.0	0.0	0.0	0.0	
					TOTAL	3,375.0	0.0	0.0	0.0	
					TOTAL	3,375.0	0.0	0.0	0.0	
	539 (561)	PROVIDE IMPROVED BUS STOP SIGNS, TRASH CONTAINERS, BUS STOP IMPROVEMENTS, AND PASSENGER INFORMATION TUBES/KIOSKS THROUGHOUT THE KENOSHA TRANSIT SERVICE AREA  1036830                      1693-29-15	TP	DETAIL COSTS	PE	0.0	0.0	0.0	0.0	EXEMPT
					ROW	0.0	0.0	0.0	0.0	
					CONST	30.0	0.0	0.0	0.0	
					OTHER	163.5	0.0	0.0	0.0	
					TOTAL	193.5	0.0	0.0	0.0	
				SOURCE OF FUNDS CMAQ	LOCAL	38.7	0.0	0.0	0.0	
					STATE	0.0	0.0	0.0	0.0	
					FEDERAL	154.8	0.0	0.0	0.0	
					TOTAL	193.5	0.0	0.0	0.0	
					TOTAL	193.5	0.0	0.0	0.0	
	540 (562)	PURCHASE OF 20 REPLACEMENT BUSES FOR THE CITY OF KENOSHA TRANSIT SYSTEM (5 BUSES PER YEAR)  1030021	TP	DETAIL COSTS	PE	0.0	0.0	0.0	0.0	EXEMPT
					ROW	0.0	0.0	0.0	0.0	
					CONST	0.0	0.0	0.0	0.0	
					OTHER	2,043.3	2,145.5	2,252.8	2,365.4	
					TOTAL	2,043.3	2,145.5	2,252.8	2,365.4	
				SOURCE OF FUNDS FTA 5309	LOCAL	367.8	386.2	405.5	425.8	
					STATE	0.0	0.0	0.0	0.0	
					FEDERAL	1,675.5	1,759.3	1,847.3	1,939.6	
					TOTAL	2,043.3	2,145.5	2,252.8	2,365.4	
					TOTAL	2,043.3	2,145.5	2,252.8	2,365.4	
	541 (563)	REPLACEMENT OF THE RADIO SYSTEM AT THE CITY OF KENOSHA TRANSIT FACILITY  1030001	TP	DETAIL COSTS	PE	0.0	0.0	0.0	0.0	EXEMPT
					ROW	0.0	0.0	0.0	0.0	
					CONST	0.0	0.0	0.0	0.0	
					OTHER	1,650.0	1,650.0	0.0	0.0	
					TOTAL	1,650.0	1,650.0	0.0	0.0	
				SOURCE OF FUNDS FTA 5309	LOCAL	330.0	330.0	0.0	0.0	
					STATE	0.0	0.0	0.0	0.0	
					FEDERAL	1,320.0	1,320.0	0.0	0.0	
					TOTAL	1,650.0	1,650.0	0.0	0.0	
					TOTAL	1,650.0	1,650.0	0.0	0.0	
	542 (564)	REHABILITATION OF THE METRA TRAIN STATION BUILDING IN THE CITY OF KENOSHA  1030002	TP	DETAIL COSTS	PE	0.0	0.0	0.0	0.0	EXEMPT
					ROW	0.0	0.0	0.0	0.0	
					CONST	740.0	0.0	0.0	0.0	
					OTHER	0.0	0.0	0.0	0.0	
					TOTAL	740.0	0.0	0.0	0.0	
				SOURCE OF FUNDS CMAQ	LOCAL	148.0	0.0	0.0	0.0	
					STATE	0.0	0.0	0.0	0.0	
					FEDERAL	592.0	0.0	0.0	0.0	
					TOTAL	740.0	0.0	0.0	0.0	
					TOTAL	740.0	0.0	0.0	0.0	
	543 (565)	RECONSTRUCTION AND EXPANSION OF THE METRA TRAIN STATION PLATFORM IN THE CITY OF KENOSHA  1030041	TI	DETAIL COSTS	PE	0.0	0.0	0.0	0.0	EXEMPT
					ROW	0.0	0.0	0.0	0.0	
					CONST	0.0	0.0	0.0	0.0	
					OTHER	30.0	0.0	0.0	0.0	
					TOTAL	30.0	0.0	0.0	0.0	
				SOURCE OF FUNDS CMAQ	LOCAL	6.0	0.0	0.0	0.0	
					STATE	0.0	0.0	0.0	0.0	
					FEDERAL	24.0	0.0	0.0	0.0	
					TOTAL	30.0	0.0	0.0	0.0	
					TOTAL	30.0	0.0	0.0	0.0	
	544 (566)	ENGINEERING AND DESIGN FOR THE EXPANSION OF STREETCAR SERVICE IN THE CITY OF KENOSHA  1030000	TE	DETAIL COSTS	PE	1,200.0	0.0	0.0	0.0	EXEMPT
					ROW	0.0	0.0	0.0	0.0	
					CONST	0.0	0.0	0.0	0.0	
					OTHER	0.0	0.0	0.0	0.0	
					TOTAL	1,200.0	0.0	0.0	0.0	
				SOURCE OF FUNDS FTA 5309	LOCAL	240.0	0.0	0.0	0.0	
					STATE	0.0	0.0	0.0	0.0	
					FEDERAL	960.0	0.0	0.0	0.0	
					TOTAL	1,200.0	0.0	0.0	0.0	
					TOTAL	1,200.0	0.0	0.0	0.0	

**TRANSPORTATION IMPROVEMENT PROGRAM FOR THE KENOSHA, RACINE, WALWORTH TRANSPORTATION  
MANAGEMENT AREA -- KENOSHA COUNTY 2009-2012**

PROJECT SPONSOR	PROJECT			ESTIMATED COSTS (\$1,000)						AIR QUAL STAT
	NO	DESCRIPTION / STATE ID	TYPE		2009	2010	2011	2012	Total	
KENOSHA (CITY)	545  (567)  R	EXPANSION OF ELECTRIC STREETCAR SERVICE IN THE CITY OF KENOSHA  1030004	TE	DETAIL COSTS	PE	0.0	0.0	0.0	0.0	EXEMPT
					ROW	0.0	0.0	0.0	0.0	
					CONST	0.0	12,994.2	4,630.5	0.0	
					OTHER	0.0	0.0	0.0	0.0	
				SOURCE OF FUNDS FTA 5309	TOTAL	0.0	12,994.2	4,630.5	0.0	
					LOCAL	0.0	2,598.8	926.1	0.0	
					STATE	0.0	0.0	0.0	0.0	
					FEDERAL	0.0	10,395.4	3,704.4	0.0	
	546  (759)	EXPANSION OF ELECTRIC STREETCAR SYSTEM IN THE CITY OF KENOSHA  1039999	TE	DETAIL COSTS	PE	0.0	0.0	0.0	0.0	EXEMPT
					ROW	0.0	0.0	0.0	0.0	
					CONST	2,054.1	2,953.6	0.0	0.0	
					OTHER	0.0	0.0	0.0	0.0	
				SOURCE OF FUNDS CMAQ	TOTAL	2,054.1	2,953.6	0.0	0.0	
					LOCAL	410.8	590.7	0.0	0.0	
					STATE	0.0	0.0	0.0	0.0	
					FEDERAL	1,643.3	2,362.9	0.0	0.0	
	547  (760)	CONSTRUCT 1.4 MILES OF OFF-ROAD BICYCLE PATHS AND 17.9 MILES OF ON-ROAD BICYCLE ROUTES AT VARIOUS LOCATIONS IN THE CITY OF KENOSHA  1039995 1693-45-70	EE	DETAIL COSTS	PE	38.7	0.0	0.0	0.0	EXEMPT
					ROW	0.0	0.0	0.0	0.0	
					CONST	0.0	222.4	0.0	0.0	
					OTHER	0.0	0.0	0.0	0.0	
				SOURCE OF FUNDS CMAQ	TOTAL	38.7	222.4	0.0	0.0	
					LOCAL	7.7	44.5	0.0	0.0	
					STATE	0.0	0.0	0.0	0.0	
					FEDERAL	31.0	177.9	0.0	0.0	
	548  (569)	CONSTRUCT NEW SECTIONS OF A 10-FT WIDTH ASPHALT BICYCLE ROUTE INCLUDING A TRANSIT CENTER SECTION AND A NASH PARK-INDIAN TRAILS SECTION (9.83 MILES)  1037020 1693-30-78	EE	DETAIL COSTS	PE	0.0	0.0	0.0	0.0	EXEMPT
					ROW	0.0	0.0	0.0	0.0	
					CONST	350.4	0.0	0.0	0.0	
					OTHER	0.0	0.0	0.0	0.0	
				SOURCE OF FUNDS CMAQ	TOTAL	350.4	0.0	0.0	0.0	
					LOCAL	70.1	0.0	0.0	0.0	
					STATE	0.0	0.0	0.0	0.0	
					FEDERAL	280.3	0.0	0.0	0.0	
	549  (568)	CONSTRUCTION OF A BICYCLE TRAIL FROM 35TH ST TO 45TH ST INCLUDING A BRIDGE OVER WASHINGTON RD IN THE CITY OF KENOSHA  1030026 1693-29-78	EE	DETAIL COSTS	PE	40.0	0.0	0.0	0.0	EXEMPT
					ROW	0.0	0.0	0.0	0.0	
					CONST	517.5	0.0	0.0	0.0	
					OTHER	0.0	0.0	0.0	0.0	
				SOURCE OF FUNDS CMAQ	TOTAL	557.5	0.0	0.0	0.0	
					LOCAL	129.5	0.0	0.0	0.0	
					STATE	0.0	0.0	0.0	0.0	
					FEDERAL	428.0	0.0	0.0	0.0	
	550  (569)	RECONSTRUCTION OF CTH Q BETWEEN 120TH AVE (WEST FRONTAGE ROAD) AND THE WESTERLY VILLAGE LIMITS IN THE VILLAGE OF PLEASANT PRAIRIE (0.75 MILES)  1069998	HP	DETAIL COSTS	PE	175.0	0.0	0.0	0.0	EXEMPT
					ROW	0.0	0.0	0.0	0.0	
					CONST	2,194.9	0.0	0.0	0.0	
					OTHER	0.0	0.0	0.0	0.0	
				SOURCE OF FUNDS TEA	TOTAL	2,369.9	0.0	0.0	0.0	
					LOCAL	1,369.9	0.0	0.0	0.0	
					STATE	1,000.0	0.0	0.0	0.0	
					FEDERAL	0.0	0.0	0.0	0.0	
	551  (571)	REPLACEMENT OF THE 286TH AVE STRUCTURE OVER THE WESTERLY CHANNEL OF CAMP LAKE IN THE TOWN OF SALEM (P-30-0041)  1080001 3828-01-70	OH	DETAIL COSTS	PE	67.0	0.0	0.0	0.0	EXEMPT
					ROW	0.0	0.0	0.0	0.0	
					CONST	0.0	458.8	0.0	0.0	
					OTHER	0.0	0.0	0.0	0.0	
				SOURCE OF FUNDS BRF	TOTAL	67.0	458.8	0.0	0.0	
					LOCAL	13.4	91.8	0.0	0.0	
					STATE	0.0	0.0	0.0	0.0	
					FEDERAL	53.6	367.0	0.0	0.0	
	552  (732)	EMPLOYMENT TRANSPORTATION SERVICES AND MOBILITY MANAGER POSITION TO PLAN AND COORDINATE TRANSPORTATION SERVICES FOR LOW-INCOME AND DISABLED PERSONS IN KENOSHA COUNTY  1149999	TP	DETAIL COSTS	PE	0.0	0.0	0.0	0.0	EXEMPT
					ROW	0.0	0.0	0.0	0.0	
					CONST	0.0	0.0	0.0	0.0	
					OTHER	233.5	0.0	0.0	0.0	
				SOURCE OF FUNDS FTA 5316	TOTAL	233.5	0.0	0.0	0.0	
					LOCAL	197.1	0.0	0.0	0.0	
					STATE	12.1	0.0	0.0	0.0	
					FEDERAL	24.3	0.0	0.0	0.0	

**TRANSPORTATION IMPROVEMENT PROGRAM FOR THE KENOSHA, RACINE, WALWORTH TRANSPORTATION  
MANAGEMENT AREA -- KENOSHA COUNTY 2009-2012**

PROJECT SPONSOR	PROJECT			ESTIMATED COSTS (\$1,000)							AIR QUAL STAT
	NO	DESCRIPTION / STATE ID	TYPE			2009	2010	2011	2012	Total	
KENOSHA ACHIEVEMENT CENTER, INC.	553	BICYCLE PURCHASE REPAIR AND LOAN PROGRAM FOR LAW-INCOME JOB SEEKERS IN KENOSHA COUNTY  1149994	TP	DETAIL COSTS	PE	0.0	0.0	0.0	0.0	0.0	EXEMPT
					ROW	0.0	0.0	0.0	0.0	0.0	
					CONST	0.0	0.0	0.0	0.0	0.0	
					OTHER	4.1	0.0	0.0	0.0	4.1	
				TOTAL		4.1	0.0	0.0	0.0	4.1	
				SOURCE OF FUNDS FTA 5316	LOCAL	2.0	0.0	0.0	0.0	2.0	
					STATE	0.0	0.0	0.0	0.0	0.0	
					FEDERAL	2.1	0.0	0.0	0.0	2.1	
TOTAL		4.1	0.0		0.0	0.0	4.1				
(735)	CUSTOMIZED TRANSPORTATION SERVICES FOR WORKFORCE INVESTMENT ACT TRAINING PROGRAMS FOR LOW-INCOME AND HANDICAPPED PERSONS IN KENOSHA COUNTY  1149996	TP	DETAIL COSTS	PE	0.0	0.0	0.0	0.0	0.0	EXEMPT	
				ROW	0.0	0.0	0.0	0.0	0.0		
				CONST	0.0	0.0	0.0	0.0	0.0		
				OTHER	22.0	0.0	0.0	0.0	22.0		
			TOTAL		22.0	0.0	0.0	0.0	22.0		
			SOURCE OF FUNDS FTA 5316	LOCAL	11.0	0.0	0.0	0.0	11.0		
				STATE	0.0	0.0	0.0	0.0	0.0		
				FEDERAL	11.0	0.0	0.0	0.0	11.0		
TOTAL		22.0		0.0	0.0	0.0	22.0				
(736)	JOB JUMPSTART TRANSPORTATION SERVICES FOR LOW-INCOME AND HANDICAPPED PERSONS IN KENOSHA COUNTY  1149995	TP	DETAIL COSTS	PE	0.0	0.0	0.0	0.0	0.0	EXEMPT	
				ROW	0.0	0.0	0.0	0.0	0.0		
				CONST	0.0	0.0	0.0	0.0	0.0		
				OTHER	13.4	0.0	0.0	0.0	13.4		
			TOTAL		13.4	0.0	0.0	0.0	13.4		
			SOURCE OF FUNDS FTA 5316	LOCAL	6.7	0.0	0.0	0.0	6.7		
				STATE	0.0	0.0	0.0	0.0	0.0		
				FEDERAL	6.7	0.0	0.0	0.0	6.7		
TOTAL		13.4		0.0	0.0	0.0	13.4				
(733)	VEHICLE REPAIR SERVICES FOR LOW-INCOME AND HANDICAPPED PERSONS IN KENOSHA COUNTY  1149998	OH	DETAIL COSTS	PE	0.0	0.0	0.0	0.0	0.0	EXEMPT	
				ROW	0.0	0.0	0.0	0.0	0.0		
				CONST	0.0	0.0	0.0	0.0	0.0		
				OTHER	129.8	0.0	0.0	0.0	129.8		
			TOTAL		129.8	0.0	0.0	0.0	129.8		
			SOURCE OF FUNDS FTA 5316	LOCAL	64.9	0.0	0.0	0.0	64.9		
				STATE	0.0	0.0	0.0	0.0	0.0		
				FEDERAL	64.9	0.0	0.0	0.0	64.9		
TOTAL		129.8		0.0	0.0	0.0	129.8				

**TRANSPORTATION IMPROVEMENT PROGRAM FOR THE KENOSHA, RACINE, WALWORTH TRANSPORTATION  
MANAGEMENT AREA -- RACINE COUNTY 2009-2012**

PROJECT SPONSOR	PROJECT			ESTIMATED COSTS (\$1,000)							AIR QUAL STAT
	NO	DESCRIPTION / STATE ID	TYPE			2009	2010	2011	2012	Total	
STATE OF WISCONSIN	557  (573)	SERVICE PATROLS RELATED TO THE FREEWAY TRAFFIC MANAGEMENT SYSTEM IN KENOSHA, MILWAUKEE, RACINE AND WAUKESHA COUNTIES  80080401000-31-40	HP	DETAIL COSTS	PE	850.0	850.0	850.0	850.0	3,400.0	EXEMPT
					ROW	0.0	0.0	0.0	0.0	0.0	
					CONST	0.0	0.0	0.0	0.0	0.0	
					OTHER	0.0	0.0	0.0	0.0	0.0	
				TOTAL	850.0	850.0	850.0	850.0	3,400.0		
				SOURCE OF FUNDS	LOCAL	0.0	0.0	0.0	0.0	0.0	
STATE	850.0	850.0	850.0		850.0	3,400.0					
	558  (691)	RECONSTRUCTION OF USH 45 FROM 7TH AVE TO STH 20 IN RACINE COUNTY (3.5 MILES)  80099682430-06-00	HP	DETAIL COSTS	PE	500.0	0.0	0.0	0.0	500.0	EXEMPT
					ROW	0.0	1,284.0	0.0	0.0	1,284.0	
					CONST	0.0	0.0	0.0	4,977.5	4,977.5	
					OTHER	0.0	0.0	0.0	0.0	0.0	
				TOTAL	500.0	1,284.0	0.0	4,977.5	6,761.5		
				SOURCE OF FUNDS STP-0	LOCAL	0.0	0.0	0.0	0.0	0.0	
STATE	100.0	1,284.0	0.0		995.5	2,379.5					
	559  (575)	RESURFACING OF STH 11 FROM WEST RACINE COUNTY LINE TO ORIGEN ST IN THE CITY OF BURLINGTON (5.50 MILES)  80002101320-12-71	HP	DETAIL COSTS	PE	400.0	0.0	0.0	0.0	400.0	EXEMPT
					ROW	0.0	0.0	0.0	0.0	0.0	
					CONST	0.0	0.0	3,878.8	0.0	3,878.8	
					OTHER	0.0	0.0	0.0	0.0	0.0	
				TOTAL	400.0	0.0	3,878.8	0.0	4,278.8		
				SOURCE OF FUNDS	LOCAL	0.0	0.0	0.0	0.0	0.0	
STATE	400.0	0.0	3,878.8		0.0	4,278.8					
	560  (576)	RECONDITIONING OF STH 11 (STATE ST/DURAND AVE) FROM MAIN ST TO BURLINGTON BYPASS W OF CROSSWAY RD IN CITY AND TOWN OF BURLINGTON (3.40 MILES)  80002111320-14-70	HP	DETAIL COSTS	PE	0.0	0.0	0.0	0.0	0.0	EXEMPT
					ROW	0.0	0.0	0.0	0.0	0.0	
					CONST	5,750.0	0.0	0.0	0.0	5,750.0	
					OTHER	0.0	0.0	0.0	0.0	0.0	
				TOTAL	5,750.0	0.0	0.0	0.0	5,750.0		
				SOURCE OF FUNDS NHS	LOCAL	0.0	0.0	0.0	0.0	0.0	
STATE	1,150.0	0.0	0.0		0.0	1,150.0					
	561  (578)	RESURFACING OF STH 11 (PINE ST) FROM JEFFERSON ST TO CHESTNUT ST IN THE CITY OF BURLINGTON (0.28 MILES)  80002121320-13-70	HP	DETAIL COSTS	PE	100.0	0.0	0.0	0.0	100.0	EXEMPT
					ROW	0.0	0.0	0.0	0.0	0.0	
					CONST	0.0	1,064.0	0.0	0.0	1,064.0	
					OTHER	0.0	0.0	0.0	0.0	0.0	
				TOTAL	100.0	1,064.0	0.0	0.0	1,164.0		
				SOURCE OF FUNDS NHS	LOCAL	0.0	0.0	0.0	0.0	0.0	
STATE	20.0	212.8	0.0		0.0	232.8					
	562	RESURFACING OF STH 11 FROM CTH C TO 71ST ST IN THE VILLAGE OF UNION GROVE (2.37 MILES)  80098931320-15-70	HP	DETAIL COSTS	PE	175.0	0.0	0.0	0.0	175.0	EXEMPT
					ROW	0.0	802.5	0.0	0.0	802.5	
					CONST	0.0	0.0	0.0	0.0	0.0	
					OTHER	0.0	0.0	0.0	0.0	0.0	
				TOTAL	175.0	802.5	0.0	0.0	977.5		
				SOURCE OF FUNDS NHS	LOCAL	0.0	0.0	0.0	0.0	0.0	
STATE	35.0	802.5	0.0		0.0	837.5					
	563	RESURFACING OF STH 11 FROM EAST OF WALMART DRIVE IN THE VILLAGE OF MOUNT PLEASANT TO KENTUCKY AVENUE IN THE CITY OF RACINE (1.80 MILES)  8009837	HP	DETAIL COSTS	PE	50.0	0.0	0.0	0.0	50.0	EXEMPT
					ROW	0.0	0.0	0.0	0.0	0.0	
					CONST	0.0	0.0	1,000.0	0.0	1,000.0	
					OTHER	0.0	0.0	0.0	0.0	0.0	
				TOTAL	50.0	0.0	1,000.0	0.0	1,050.0		
				SOURCE OF FUNDS	LOCAL	0.0	0.0	0.0	0.0	0.0	
STATE	50.0	0.0	1,000.0		0.0	1,050.0					
	564	REPLACEMENT OF THE UP RAILWAY BRIDGE OVER STH 11 (DURAND AVE) AT EAST LIMITS OF THE VILLAGE OF STURTEVANT (B-51-0644)  80098991320-07-11	HP	DETAIL COSTS	PE	726.4	0.0	0.0	0.0	726.4	EXEMPT
					ROW	113.1	0.0	0.0	0.0	113.1	
					CONST	0.0	0.0	0.0	7,263.5	7,263.5	
					OTHER	0.0	0.0	0.0	0.0	0.0	
				TOTAL	839.5	0.0	0.0	7,263.5	8,103.0		
				SOURCE OF FUNDS NHS	LOCAL	0.0	0.0	0.0	0.0	0.0	
STATE	258.4	0.0	0.0		1,452.7	1,711.1					
	564	REPLACEMENT OF THE UP RAILWAY BRIDGE OVER STH 11 (DURAND AVE) AT EAST LIMITS OF THE VILLAGE OF STURTEVANT (B-51-0644)  80098991320-07-11	HP	DETAIL COSTS	PE	726.4	0.0	0.0	0.0	726.4	EXEMPT
					ROW	113.1	0.0	0.0	0.0	113.1	
					CONST	0.0	0.0	0.0	7,263.5	7,263.5	
					OTHER	0.0	0.0	0.0	0.0	0.0	
				TOTAL	839.5	0.0	0.0	7,263.5	8,103.0		
				SOURCE OF FUNDS NHS	LOCAL	0.0	0.0	0.0	0.0	0.0	
STATE	258.4	0.0	0.0		1,452.7	1,711.1					
	564	REPLACEMENT OF THE UP RAILWAY BRIDGE OVER STH 11 (DURAND AVE) AT EAST LIMITS OF THE VILLAGE OF STURTEVANT (B-51-0644)  80098991320-07-11	HP	DETAIL COSTS	PE	726.4	0.0	0.0	0.0	726.4	EXEMPT
					ROW	113.1	0.0	0.0	0.0	113.1	
					CONST	0.0	0.0	0.0	7,263.5	7,263.5	
					OTHER	0.0	0.0	0.0	0.0	0.0	
				TOTAL	839.5	0.0	0.0	7,263.5	8,103.0		
				SOURCE OF FUNDS NHS	LOCAL	0.0	0.0	0.0	0.0	0.0	
STATE	258.4	0.0	0.0		1,452.7	1,711.1					
	564	REPLACEMENT OF THE UP RAILWAY BRIDGE OVER STH 11 (DURAND AVE) AT EAST LIMITS OF THE VILLAGE OF STURTEVANT (B-51-0644)  80098991320-07-11	HP	DETAIL COSTS	PE	726.4	0.0	0.0	0.0	726.4	EXEMPT
					ROW	113.1	0.0	0.0	0.0	113.1	
					CONST	0.0	0.0	0.0	7,263.5	7,263.5	
					OTHER	0.0	0.0	0.0	0.0	0.0	
				TOTAL	839.5	0.0	0.0	7,263.5	8,103.0		
				SOURCE OF FUNDS NHS	LOCAL	0.0	0.0	0.0	0.0	0.0	
STATE	258.4	0.0	0.0		1,452.7	1,711.1					
	564	REPLACEMENT OF THE UP RAILWAY BRIDGE OVER STH 11 (DURAND AVE) AT EAST LIMITS OF THE VILLAGE OF STURTEVANT (B-51-0644)  80098991320-07-11	HP	DETAIL COSTS	PE	726.4	0.0	0.0	0.0	726.4	EXEMPT
					ROW	113.1	0.0	0.0	0.0	113.1	
					CONST	0.0	0.0	0.0	7,263.5	7,263.5	
					OTHER	0.0	0.0	0.0	0.0	0.0	
				TOTAL	839.5	0.0	0.0	7,263.5	8,103.0		
				SOURCE OF FUNDS NHS	LOCAL	0.0	0.0	0.0	0.0	0.0	
STATE	258.4	0.0	0.0		1,452.7	1,711.1					

**TRANSPORTATION IMPROVEMENT PROGRAM FOR THE KENOSHA, RACINE, WALWORTH TRANSPORTATION  
MANAGEMENT AREA -- RACINE COUNTY 2009-2012**

PROJECT SPONSOR	PROJECT			ESTIMATED COSTS (\$1,000)							AIR QUAL STAT
	NO	DESCRIPTION / STATE ID	TYPE			2009	2010	2011	2012	Total	
STATE OF WISCONSIN	565  (596)	RECONSTRUCTION OF STH 11 FROM 92ND ST TO STH 31 (2.20 MILES)  80000681320-07-10	HP	DETAIL COSTS	PE	851.0	0.0	0.0	0.0	851.0	NON-EXEMPT
					ROW	1,131.4	0.0	0.0	0.0	1,131.4	
					CONST	0.0	0.0	0.0	0.0	0.0	
					OTHER	0.0	0.0	0.0	0.0	0.0	
				SOURCE OF FUNDS NHS	TOTAL	1,982.4	0.0	0.0	0.0	1,982.4	
					LOCAL	0.0	0.0	0.0	0.0	0.0	
					STATE	1,301.6	0.0	0.0	0.0	1,301.6	
					FEDERAL	680.8	0.0	0.0	0.0	680.8	
TOTAL	1,982.4	0.0	0.0	0.0	1,982.4						
	566  (581)	BRIDGE REPLACEMENT OF THE UP RAILWAY BRIDGE OVER STH 11 NEAR STH 32 IN THE CITY OF RACINE (B-51-0002)  80010562260-04-70	HP	DETAIL COSTS	PE	0.0	0.0	0.0	0.0	0.0	EXEMPT
					ROW	0.0	0.0	0.0	0.0	0.0	
					CONST	7,011.5	0.0	0.0	0.0	7,011.5	
					OTHER	0.0	0.0	0.0	0.0	0.0	
				SOURCE OF FUNDS STP-O	TOTAL	7,011.5	0.0	0.0	0.0	7,011.5	
					LOCAL	0.0	0.0	0.0	0.0	0.0	
					STATE	1,402.3	0.0	0.0	0.0	1,402.3	
					FEDERAL	5,609.2	0.0	0.0	0.0	5,609.2	
TOTAL	7,011.5	0.0	0.0	0.0	7,011.5						
	567	RECONSTRUCTION OF STH 11 (DURAND AVENUE) FROM KENTUCKY AVENUE TO KEARNEY AVENUE IN THE CITY OF RACINE  80098532260-07-70	HP	DETAIL COSTS	PE	100.0	0.0	0.0	0.0	100.0	EXEMPT
					ROW	0.0	0.0	0.0	0.0	0.0	
					CONST	0.0	0.0	0.0	0.0	0.0	
					OTHER	0.0	0.0	0.0	0.0	0.0	
				SOURCE OF FUNDS NHS	TOTAL	100.0	0.0	0.0	0.0	100.0	
					LOCAL	0.0	0.0	0.0	0.0	0.0	
					STATE	20.0	0.0	0.0	0.0	20.0	
					FEDERAL	80.0	0.0	0.0	0.0	80.0	
TOTAL	100.0	0.0	0.0	0.0	100.0						
	568	RECONSTRUCTION OF STH 11 (DURAND AVENUE) FROM KEARNEY AVENUE TO STH 32 IN THE CITY OF RACINE  80098522260-08-70	HP	DETAIL COSTS	PE	100.0	0.0	0.0	0.0	100.0	EXEMPT
					ROW	0.0	0.0	0.0	0.0	0.0	
					CONST	0.0	0.0	0.0	0.0	0.0	
					OTHER	0.0	0.0	0.0	0.0	0.0	
				SOURCE OF FUNDS NHS	TOTAL	100.0	0.0	0.0	0.0	100.0	
					LOCAL	0.0	0.0	0.0	0.0	0.0	
					STATE	20.0	0.0	0.0	0.0	20.0	
					FEDERAL	80.0	0.0	0.0	0.0	80.0	
TOTAL	100.0	0.0	0.0	0.0	100.0						
	569	CORRIDOR STUDY OF STH 20 FROM USH 12 TO STH 31 IN RACINE AND WALWORTH COUNTY (38.15 MILES)  80098962340-08-00	HP	DETAIL COSTS	PE	450.0	0.0	0.0	0.0	450.0	EXEMPT
					ROW	0.0	0.0	0.0	0.0	0.0	
					CONST	0.0	0.0	0.0	0.0	0.0	
					OTHER	0.0	0.0	0.0	0.0	0.0	
				SOURCE OF FUNDS STP-O	TOTAL	450.0	0.0	0.0	0.0	450.0	
					LOCAL	0.0	0.0	0.0	0.0	0.0	
					STATE	90.0	0.0	0.0	0.0	90.0	
					FEDERAL	360.0	0.0	0.0	0.0	360.0	
TOTAL	450.0	0.0	0.0	0.0	450.0						
	570	RECONSTRUCT MAIN ST/1ST ST (STH 20) FROM BUENA PARK RD TO MILWAUKEE AVE (STH 36) IN THE VILLAGE OF WATERFORD (1.73 MILES)  80099032250-12-70	HP	DETAIL COSTS	PE	500.0	0.0	0.0	0.0	500.0	EXEMPT
					ROW	0.0	0.0	0.0	0.0	0.0	
					CONST	0.0	0.0	0.0	0.0	0.0	
					OTHER	0.0	0.0	0.0	0.0	0.0	
				SOURCE OF FUNDS STP-O	TOTAL	500.0	0.0	0.0	0.0	500.0	
					LOCAL	0.0	0.0	0.0	0.0	0.0	
					STATE	100.0	0.0	0.0	0.0	100.0	
					FEDERAL	400.0	0.0	0.0	0.0	400.0	
TOTAL	500.0	0.0	0.0	0.0	500.0						
	571  (582)	RECONSTRUCTION OF STH 20 (7TH ST) FROM MARQUETTE ST TO MAIN ST IN THE CITY OF RACINE (0.60 MILES)  80002172440-07-70	HP	DETAIL COSTS	PE	336.0	0.0	0.0	0.0	336.0	EXEMPT
					ROW	0.0	0.0	0.0	0.0	0.0	
					CONST	0.0	0.0	3,359.4	0.0	3,359.4	
					OTHER	0.0	0.0	0.0	0.0	0.0	
				SOURCE OF FUNDS STP-O	TOTAL	336.0	0.0	3,359.4	0.0	3,695.4	
					LOCAL	84.0	0.0	23.4	0.0	107.4	
					STATE	252.0	0.0	667.2	0.0	919.2	
					FEDERAL	0.0	0.0	2,668.8	0.0	2,668.8	
TOTAL	336.0	0.0	3,359.4	0.0	3,695.4						
	572  (583)	REHABILITATION OF STH 20 (6TH ST) FROM MAIN ST TO GRAND AVE IN THE CITY OF RACINE (0.30 MILES)  80002162440-08-70	HP	DETAIL COSTS	PE	0.0	0.0	0.0	0.0	0.0	EXEMPT
					ROW	0.0	0.0	0.0	0.0	0.0	
					CONST	2,463.6	0.0	0.0	0.0	2,463.6	
					OTHER	0.0	0.0	0.0	0.0	0.0	
				SOURCE OF FUNDS STP-O	TOTAL	2,463.6	0.0	0.0	0.0	2,463.6	
					LOCAL	0.0	0.0	0.0	0.0	0.0	
					STATE	492.7	0.0	0.0	0.0	492.7	
					FEDERAL	1,970.9	0.0	0.0	0.0	1,970.9	
TOTAL	2,463.6	0.0	0.0	0.0	2,463.6						



**TRANSPORTATION IMPROVEMENT PROGRAM FOR THE KENOSHA, RACINE, WALWORTH TRANSPORTATION  
MANAGEMENT AREA -- RACINE COUNTY 2009-2012**

PROJECT SPONSOR	PROJECT			ESTIMATED COSTS (\$1,000)							AIR QUAL STAT
	NO	DESCRIPTION / STATE ID	TYPE			2009	2010	2011	2012	Total	
STATE OF WISCONSIN	573	RECONSTRUCTION OF STH 20 (WASHINGTON AVENUE) FROM ROOSEVELT AVENUE TO LATHROP AVENUE IN THE CITY OF RACINE  80098492440-09-70	HP	DETAIL COSTS	PE	100.0	0.0	0.0	0.0	100.0	EXEMPT
					ROW	0.0	0.0	0.0	0.0	0.0	
					CONST	0.0	0.0	0.0	0.0	0.0	
					OTHER	0.0	0.0	0.0	0.0	0.0	
				TOTAL	100.0	0.0	0.0	0.0	100.0		
				SOURCE OF FUNDS STP-O	LOCAL	0.0	0.0	0.0	0.0	0.0	
					STATE	20.0	0.0	0.0	0.0	20.0	
					FEDERAL	80.0	0.0	0.0	0.0	80.0	
TOTAL	100.0	0.0	0.0		0.0	100.0					
	574	REHABILITATION OF WASHINGTON AVE (STH 20) BRIDGE OVER STUART RD IN THE VILLAGE OF MOUNT PLEASANT (B-51-0043)  80099042250-13-70	HP	DETAIL COSTS	PE	40.5	0.0	0.0	0.0	40.5	EXEMPT
					ROW	0.0	0.0	0.0	0.0	0.0	
					CONST	0.0	405.0	0.0	0.0	405.0	
					OTHER	0.0	0.0	0.0	0.0	0.0	
				TOTAL	40.5	405.0	0.0	0.0	445.5		
				SOURCE OF FUNDS STP-O	LOCAL	0.0	0.0	0.0	0.0	0.0	
					STATE	8.1	81.0	0.0	0.0	89.1	
					FEDERAL	32.4	324.0	0.0	0.0	356.4	
TOTAL	40.5	405.0	0.0		0.0	445.5					
	575  (585)	RECONSTRUCTION OF STH 32 FROM LARSON ST TO 21ST ST IN THE VILLAGE OF MOUNT PLEASANT (0.84 MILES)  80010413240-05-73	HP	DETAIL COSTS	PE	0.0	0.0	0.0	0.0	0.0	EXEMPT
					ROW	0.0	0.0	0.0	0.0	0.0	
					CONST	3,857.9	0.0	0.0	0.0	3,857.9	
					OTHER	0.0	0.0	0.0	0.0	0.0	
				TOTAL	3,857.9	0.0	0.0	0.0	3,857.9		
				SOURCE OF FUNDS STP-O	LOCAL	0.0	0.0	0.0	0.0	0.0	
					STATE	771.6	0.0	0.0	0.0	771.6	
					FEDERAL	3,086.3	0.0	0.0	0.0	3,086.3	
TOTAL	3,857.9	0.0	0.0		0.0	3,857.9					
	576	RECONITION DOUGLAS AVE (STH 32) FROM GOOLD ST TO 3 MILE RD IN THE CITY OF RACINE (1.58 MILES)  80099082350-13-70	HP	DETAIL COSTS	PE	282.0	0.0	0.0	0.0	282.0	EXEMPT
					ROW	80.0	0.0	0.0	0.0	80.0	
					CONST	0.0	0.0	2,817.5	0.0	2,817.5	
					OTHER	0.0	0.0	0.0	0.0	0.0	
				TOTAL	362.0	0.0	2,817.5	0.0	3,179.5		
				SOURCE OF FUNDS STP-O	LOCAL	70.5	0.0	111.7	0.0	182.2	
					STATE	80.0	0.0	463.2	0.0	543.2	
					FEDERAL	211.5	0.0	2,242.6	0.0	2,454.1	
TOTAL	362.0	0.0	2,817.5		0.0	3,179.5					
	577	RECONSTRUCTION OF STH 32 (GOOLD STREET) FROM DOUGLAS AVENUE TO MAIN STREET IN THE CITY OF RACINE  80098512350-20-70	HP	DETAIL COSTS	PE	100.0	0.0	0.0	0.0	100.0	EXEMPT
					ROW	0.0	0.0	0.0	0.0	0.0	
					CONST	0.0	0.0	0.0	0.0	0.0	
					OTHER	0.0	0.0	0.0	0.0	0.0	
				TOTAL	100.0	0.0	0.0	0.0	100.0		
				SOURCE OF FUNDS NHS	LOCAL	0.0	0.0	0.0	0.0	0.0	
					STATE	20.0	0.0	0.0	0.0	20.0	
					FEDERAL	80.0	0.0	0.0	0.0	80.0	
TOTAL	100.0	0.0	0.0		0.0	100.0					
	578	RECONSTRUCTION OF STH 32 (MAIN STREET) FROM GOOLD STREET TO HAMILTON STREET IN THE CITY OF RACINE  80098502350-21-70	HP	DETAIL COSTS	PE	100.0	0.0	0.0	0.0	100.0	EXEMPT
					ROW	0.0	0.0	0.0	0.0	0.0	
					CONST	0.0	0.0	0.0	0.0	0.0	
					OTHER	0.0	0.0	0.0	0.0	0.0	
				TOTAL	100.0	0.0	0.0	0.0	100.0		
				SOURCE OF FUNDS NHS	LOCAL	0.0	0.0	0.0	0.0	0.0	
					STATE	20.0	0.0	0.0	0.0	20.0	
					FEDERAL	80.0	0.0	0.0	0.0	80.0	
TOTAL	100.0	0.0	0.0		0.0	100.0					
	579  (587)	RESURFACING OF STH 36 FROM TEUT RD TO STH 20 IN RACINE COUNTY (4.90 MILES)  80002193190-10-60	HP	DETAIL COSTS	PE	295.0	0.0	0.0	0.0	295.0	EXEMPT
					ROW	0.0	0.0	0.0	0.0	0.0	
					CONST	0.0	2,946.9	0.0	0.0	2,946.9	
					OTHER	0.0	0.0	0.0	0.0	0.0	
				TOTAL	295.0	2,946.9	0.0	0.0	3,241.9		
				SOURCE OF FUNDS STP-O	LOCAL	0.0	0.0	0.0	0.0	0.0	
					STATE	59.0	589.4	0.0	0.0	648.4	
					FEDERAL	236.0	2,357.5	0.0	0.0	2,593.5	
TOTAL	295.0	2,946.9	0.0		0.0	3,241.9					
	580  (588)	RESURFACING OF STH 38 FROM CTH K TO OAKWOOD RD IN RACINE AND MILWAUKEE COUNTIES (8.90 MILES)  80000882290-09-00	HP	DETAIL COSTS	PE	707.5	0.0	0.0	0.0	707.5	EXEMPT
					ROW	0.0	0.0	0.0	0.0	0.0	
					CONST	0.0	7,075.0	0.0	0.0	7,075.0	
					OTHER	0.0	0.0	0.0	0.0	0.0	
				TOTAL	707.5	7,075.0	0.0	0.0	7,782.5		
				SOURCE OF FUNDS NHS	LOCAL	0.0	0.0	0.0	0.0	0.0	
					STATE	141.5	1,415.0	0.0	0.0	1,556.5	
					FEDERAL	566.0	5,660.0	0.0	0.0	6,226.0	
TOTAL	707.5	7,075.0	0.0		0.0	7,782.5					

**TRANSPORTATION IMPROVEMENT PROGRAM FOR THE KENOSHA, RACINE, WALWORTH TRANSPORTATION  
MANAGEMENT AREA -- RACINE COUNTY 2009-2012**

PROJECT SPONSOR	PROJECT			ESTIMATED COSTS (\$1,000)							AIR QUAL STAT
	NO	DESCRIPTION / STATE ID	TYPE			2009	2010	2011	2012	Total	
STATE OF WISCONSIN	581  (591)	RECONSTRUCTION OF STH 38 (NORTHWESTERN AVE) FROM GOLF AVE TO RAPIDS DR IN THE CITY OF RACINE (0.45 MILES)  80002322290-11-00	HP	DETAIL COSTS	PE	90.0	0.0	0.0	0.0	90.0	EXEMPT
					ROW	0.0	0.0	0.0	0.0	0.0	
					CONST	943.0	0.0	0.0	0.0	943.0	
					OTHER	0.0	0.0	0.0	0.0	0.0	
				TOTAL	1,033.0	0.0	0.0	0.0	1,033.0		
				SOURCE OF FUNDS NHS	LOCAL	41.4	0.0	0.0	0.0	41.4	
					STATE	169.7	0.0	0.0	0.0	169.7	
					FEDERAL	821.9	0.0	0.0	0.0	821.9	
TOTAL	1,033.0	0.0	0.0		0.0	1,033.0					
	582  (592)	RECONSTRUCT NORTHWESTERN AVE (STH 38) FROM W HIGH ST TO GOLF AVE IN THE CITY OF RACINE (0.79 MILE)  80099142290-18-70	HP	DETAIL COSTS	PE	570.0	0.0	0.0	0.0	570.0	EXEMPT
					ROW	0.0	0.0	0.0	0.0	0.0	
					CONST	0.0	0.0	0.0	0.0	0.0	
					OTHER	0.0	0.0	0.0	0.0	0.0	
				TOTAL	570.0	0.0	0.0	0.0	570.0		
				SOURCE OF FUNDS STP-O	LOCAL	142.5	0.0	0.0	0.0	142.5	
					STATE	427.5	0.0	0.0	0.0	427.5	
					FEDERAL	0.0	0.0	0.0	0.0	0.0	
TOTAL	570.0	0.0	0.0		0.0	570.0					
	583  (593)	RECONSTRUCT NORTHWESTERN AVE (STH 38) FROM HIGH ST TO MEMORIAL DR IN THE CITY OF RACINE (0.50 MILE)  80099132290-17-70	HP	DETAIL COSTS	PE	350.0	0.0	0.0	0.0	350.0	EXEMPT
					ROW	0.0	0.0	0.0	0.0	0.0	
					CONST	0.0	0.0	0.0	0.0	0.0	
					OTHER	0.0	0.0	0.0	0.0	0.0	
				TOTAL	350.0	0.0	0.0	0.0	350.0		
				SOURCE OF FUNDS STP-O	LOCAL	87.5	0.0	0.0	0.0	87.5	
					STATE	0.0	0.0	0.0	0.0	0.0	
					FEDERAL	262.5	0.0	0.0	0.0	262.5	
TOTAL	350.0	0.0	0.0		0.0	350.0					
	584  (590)	RECONSTRUCTION OF STH 38 (STATE ST) FROM N MEMORIAL DR TO LASALLE ST IN THE CITY OF RACINE (0.41 MILES)  80002312290-12-00	HP	DETAIL COSTS	PE	213.0	0.0	0.0	0.0	213.0	EXEMPT
					ROW	0.0	0.0	0.0	0.0	0.0	
					CONST	0.0	2,127.5	0.0	0.0	2,127.5	
					OTHER	0.0	80.0	0.0	0.0	80.0	
				TOTAL	213.0	2,207.5	0.0	0.0	2,420.5		
				SOURCE OF FUNDS NHS	LOCAL	0.0	70.4	0.0	0.0	70.4	
					STATE	42.6	383.1	0.0	0.0	425.7	
					FEDERAL	170.4	1,754.0	0.0	0.0	1,924.4	
TOTAL	213.0	2,207.5	0.0		0.0	2,420.5					
	585  (592)	REHABILITATION OF STH 75 (256TH ST) FROM STH 50 IN KENOSHA COUNTY TO STH 11 IN RACINE COUNTY (8.25 MILES)  80001592420-02-00	HP	DETAIL COSTS	PE	470.0	0.0	0.0	0.0	470.0	EXEMPT
					ROW	0.0	0.0	0.0	0.0	0.0	
					CONST	0.0	4,775.5	0.0	0.0	4,775.5	
					OTHER	70.7	0.0	0.0	0.0	70.7	
				TOTAL	540.7	4,775.5	0.0	0.0	5,316.2		
				SOURCE OF FUNDS STP-O	LOCAL	0.0	0.0	0.0	0.0	0.0	
					STATE	108.1	955.1	0.0	0.0	1,063.2	
					FEDERAL	432.6	3,820.4	0.0	0.0	4,253.0	
TOTAL	540.7	4,775.5	0.0		0.0	5,316.2					
	586  (593)	RESURFACING OF STH 83 FROM N OF DUNFORD DR TO ROBERT ST IN THE CITY OF BURLINGTON (1.30 MILES)  80002221330-20-70	HP	DETAIL COSTS	PE	0.0	0.0	0.0	0.0	0.0	EXEMPT
					ROW	0.0	0.0	0.0	0.0	0.0	
					CONST	0.0	547.0	0.0	0.0	547.0	
					OTHER	0.0	250.0	0.0	0.0	250.0	
				TOTAL	0.0	797.0	0.0	0.0	797.0		
				SOURCE OF FUNDS STP-O	LOCAL	0.0	0.0	0.0	0.0	0.0	
					STATE	0.0	159.4	0.0	0.0	159.4	
					FEDERAL	0.0	637.6	0.0	0.0	637.6	
TOTAL	0.0	797.0	0.0		0.0	797.0					
	587  (594)	RESURFACING OF STH 83 FROM STH 20 TO IH-43 IN RACINE AND WAUKESHA COUNTIES (7.00 MILES)  80000561300-09-70	HP	DETAIL COSTS	PE	250.0	0.0	0.0	0.0	250.0	EXEMPT
					ROW	0.0	0.0	0.0	0.0	0.0	
					CONST	0.0	2,541.5	0.0	0.0	2,541.5	
					OTHER	0.0	0.0	0.0	0.0	0.0	
				TOTAL	250.0	2,541.5	0.0	0.0	2,791.5		
				SOURCE OF FUNDS STP-O	LOCAL	0.0	0.0	0.0	0.0	0.0	
					STATE	50.0	508.3	0.0	0.0	558.3	
					FEDERAL	200.0	2,033.2	0.0	0.0	2,233.2	
TOTAL	250.0	2,541.5	0.0		0.0	2,791.5					
	588  (594)	RESURFACING OF STH 142 (BUSHNELL RD) FROM BURLINGTON CITY LIMITS TO BURLINGTON BYPASS AND REMOVE BRIDGE AT FORMER CPR RIGHT OF WAY (B-51-0018)  80099343370-05-70	HP	DETAIL COSTS	PE	230.0	0.0	0.0	0.0	230.0	EXEMPT
					ROW	0.0	0.0	0.0	0.0	0.0	
					CONST	0.0	0.0	0.0	2,300.0	2,300.0	
					OTHER	0.0	0.0	0.0	0.0	0.0	
				TOTAL	230.0	0.0	0.0	2,300.0	2,530.0		
				SOURCE OF FUNDS STP-O	LOCAL	0.0	0.0	0.0	0.0	0.0	
					STATE	46.0	0.0	0.0	460.0	506.0	
					FEDERAL	184.0	0.0	0.0	1,840.0	2,024.0	
TOTAL	230.0	0.0	0.0		2,300.0	2,530.0					

**TRANSPORTATION IMPROVEMENT PROGRAM FOR THE KENOSHA, RACINE, WALWORTH TRANSPORTATION  
MANAGEMENT AREA -- RACINE COUNTY 2009-2012**

PROJECT SPONSOR	PROJECT			ESTIMATED COSTS (\$1,000)						AIR QUAL STAT
	NO	DESCRIPTION / STATE ID	TYPE		2009	2010	2011	2012	Total	
STATE OF WISCONSIN	589 (595)	RECONSTRUCTION OF STH 164 (BIG BEND RD) FROM STH 36 TO THE RACINE/WAUKESHA COUNTY LINE (5.00 MILES)  8000102 2810-04-00	HP	DETAIL COSTS	PE	472.0	0.0	0.0	472.0	EXEMPT
					ROW	0.0	0.0	0.0	0.0	
					CONST	0.0	0.0	4,715.2	4,715.2	
					OTHER	0.0	0.0	0.0	0.0	
				SOURCE OF FUNDS STP-O	TOTAL	472.0	0.0	4,715.2	5,187.2	
					LOCAL	0.0	0.0	0.0	0.0	
					STATE	94.4	0.0	943.0	1,037.4	
					FEDERAL	377.6	0.0	3,772.2	4,149.8	
	590 (597)	RECONSTRUCTION WITH ADDITIONAL LANES OF STH 32 FROM FIVE MILE RD TO STH 31 IN THE TOWN OF CALEDONIA (1.30 MILES)  8000223 2350-09-01	HI	DETAIL COSTS	PE	500.0	0.0	0.0	500.0	NON-EXEMPT
					ROW	0.0	3,750.0	0.0	3,750.0	
					CONST	0.0	0.0	0.0	0.0	
					OTHER	0.0	0.0	0.0	0.0	
				SOURCE OF FUNDS NHS	TOTAL	500.0	3,750.0	0.0	4,250.0	
					LOCAL	0.0	0.0	0.0	0.0	
					STATE	100.0	3,750.0	0.0	3,850.0	
					FEDERAL	400.0	0.0	0.0	400.0	
	591 (599)	CONSTRUCTION OF THE CITY OF BURLINGTON BYPASS (STH 36 AND STH 11) IN RACINE AND WALWORTH COUNTIES (11.00 MILES)  8000426 3180-08-00	HE	DETAIL COSTS	PE	0.0	0.0	0.0	0.0	NON-EXEMPT
					ROW	0.0	0.0	0.0	0.0	
					CONST	12,956.2	15,621.0	0.0	28,577.2	
					OTHER	0.0	0.0	0.0	0.0	
				SOURCE OF FUNDS STP-O	TOTAL	12,956.2	15,621.0	0.0	28,577.2	
					LOCAL	0.0	0.0	0.0	0.0	
					STATE	12,956.2	15,621.0	0.0	28,577.2	
					FEDERAL	0.0	0.0	0.0	0.0	
	592 (600)	CONSTRUCTION OF A SIGNALIZED INTERSECTION AT STH 20 AND USH 45 (COLONY AVE) IN RACINE COUNTY  8000209 2340-00-72	HS	DETAIL COSTS	PE	70.0	0.0	0.0	70.0	EXEMPT
					ROW	0.0	0.0	0.0	0.0	
					CONST	0.0	1,060.9	0.0	1,060.9	
					OTHER	0.0	0.0	0.0	0.0	
				SOURCE OF FUNDS STP-S	TOTAL	70.0	1,060.9	0.0	1,130.9	
					LOCAL	0.0	0.0	0.0	0.0	
					STATE	7.0	470.9	0.0	477.9	
					FEDERAL	63.0	590.0	0.0	653.0	
	593	INTERSECTION MODIFICATION AT THE INTERSECTION OF STH 36/83 AND CTH W (BROWNS LAKE RD) IN RACINE COUNTY  8009945 2240-17-70	HS	DETAIL COSTS	PE	77.0	0.0	0.0	77.0	EXEMPT
					ROW	53.5	0.0	0.0	53.5	
					CONST	0.0	770.1	0.0	770.1	
					OTHER	0.0	0.0	0.0	0.0	
				SOURCE OF FUNDS STP-S	TOTAL	130.5	770.1	0.0	900.6	
					LOCAL	0.0	0.0	0.0	0.0	
					STATE	68.9	490.7	0.0	559.6	
					FEDERAL	61.6	279.4	0.0	341.0	
WISCONSIN DNR	594 (601)	INSTALL ADVANCED TRUCK STOP ELECTRIFICATION UNITS AT A MAJOR TRUCK STOP TO REDUCE IDLING  8016890 1693-31-10	EE	DETAIL COSTS	PE	0.0	0.0	0.0	0.0	EXEMPT
					ROW	0.0	0.0	0.0	0.0	
					CONST	0.0	0.0	0.0	0.0	
					OTHER	830.0	0.0	0.0	830.0	
				SOURCE OF FUNDS CMAQ	TOTAL	830.0	0.0	0.0	830.0	
					LOCAL	166.0	0.0	0.0	166.0	
					STATE	0.0	0.0	0.0	0.0	
					FEDERAL	664.0	0.0	0.0	664.0	
RACINE COUNTY	595 (711)	RECONSTRUCTION OF CTH D FROM HERITAGE RD TO ROCHESTER VILLAGE LIMITS  3009997 3755-02-00	HP	DETAIL COSTS	PE	0.0	75.0	0.0	75.0	EXEMPT
					ROW	0.0	0.0	0.0	0.0	
					CONST	0.0	0.0	0.0	0.0	
					OTHER	0.0	0.0	0.0	0.0	
				SOURCE OF FUNDS STP-O	TOTAL	0.0	75.0	0.0	75.0	
					LOCAL	0.0	15.0	0.0	15.0	
					STATE	0.0	0.0	0.0	0.0	
					FEDERAL	0.0	60.0	0.0	60.0	
	596 (737)	RECONSTRUCTION WITH ADDITIONAL LANES OF CTH C FROM AIRLINE RD TO SUNNYSLOPE DR IN THE VILLAGE OF MOUNT PLEASANT  3009998 2806-09-70	HI	DETAIL COSTS	PE	0.0	0.0	42.0	42.0	NON-EXEMPT
					ROW	0.0	0.0	0.0	0.0	
					CONST	0.0	0.0	0.0	2,460.0	
					OTHER	0.0	0.0	0.0	0.0	
				SOURCE OF FUNDS STP-O	TOTAL	0.0	0.0	42.0	2,502.0	
					LOCAL	0.0	0.0	8.4	548.4	
					STATE	0.0	0.0	0.0	0.0	
					FEDERAL	0.0	0.0	33.6	1,953.6	
					TOTAL	0.0	0.0	42.0	2,460.0	

**TRANSPORTATION IMPROVEMENT PROGRAM FOR THE KENOSHA, RACINE, WALWORTH TRANSPORTATION  
MANAGEMENT AREA -- RACINE COUNTY 2009-2012**

PROJECT SPONSOR	PROJECT			ESTIMATED COSTS (\$1,000)						AIR QUAL STAT
	NO	DESCRIPTION / STATE ID	TYPE		2009	2010	2011	2012	Total	
RACINE COUNTY	597  (605)	PROVISION OF SPECIALIZED DEMAND RESPONSIVE TRANSPORTATION SERVICES FOR ELDERLY & DISABLED PEOPLE IN RURAL RACINE COUNTY (SEC 85.21)  3000002	TP	DETAIL COSTS	PE	0.0	0.0	0.0	0.0	EXEMPT
					ROW	0.0	0.0	0.0	0.0	
					CONST	0.0	0.0	0.0	0.0	
					OTHER	459.1	482.0	506.1	531.4	
					TOTAL	459.1	482.0	506.1	531.4	
				SOURCE OF FUNDS	LOCAL	76.5	80.3	84.3	88.6	
					STATE	382.6	401.7	421.8	442.8	
					FEDERAL	0.0	0.0	0.0	0.0	
					TOTAL	459.1	482.0	506.1	531.4	
	598  (607)	TRAFFIC SAFETY IMPROVEMENTS WITH CTH C INTERSECTIONS WITH STUART RD, AIRLINE, AND SUMMERSET DR IN RACINE COUNTY  3000004 2704-02-73	HS	DETAIL COSTS	PE	0.0	0.0	0.0	0.0	EXEMPT
					ROW	0.0	0.0	0.0	0.0	
					CONST	2,170.9	0.0	0.0	0.0	
					OTHER	0.0	0.0	0.0	0.0	
					TOTAL	2,170.9	0.0	0.0	0.0	
				SOURCE OF FUNDS STP-S	LOCAL	1,441.9	0.0	0.0	0.0	
					STATE	0.0	0.0	0.0	0.0	
					FEDERAL	729.0	0.0	0.0	0.0	
					TOTAL	2,170.9	0.0	0.0	0.0	
	599  (608)	DESIGN AND CONSTRUCT MRK TRAIL EXTENSION AND BRIDGE FROM 6 MILE RD TO 7 MILE RD AND OVER UPRR (0.70 MILES)  3007000 1693-35-70	EE	DETAIL COSTS	PE	0.0	0.0	0.0	0.0	EXEMPT
					ROW	0.0	0.0	0.0	0.0	
					CONST	0.0	1,486.1	0.0	0.0	
					OTHER	52.5	0.0	0.0	0.0	
					TOTAL	52.5	1,486.1	0.0	0.0	
				SOURCE OF FUNDS CMAQ	LOCAL	12.5	382.1	0.0	0.0	
					STATE	0.0	0.0	0.0	0.0	
					FEDERAL	40.0	1,104.0	0.0	0.0	
					TOTAL	52.5	1,486.1	0.0	0.0	
	600  (609)	CONSTRUCTION OF THE RACINE/STURTEVANT BICYCLE/PEDESTRIAN TRAIL FROM THE AMTRAK STATION TO THE CPR CORRIDOR IN THE VILLAGE OF STURTEVANT  3009999 2250-04-72	EE	DETAIL COSTS	PE	0.0	0.0	0.0	0.0	EXEMPT
					ROW	0.0	0.0	0.0	0.0	
					CONST	0.0	249.3	0.0	0.0	
					OTHER	0.0	0.0	0.0	0.0	
					TOTAL	0.0	249.3	0.0	0.0	
				SOURCE OF FUNDS STP-E	LOCAL	0.0	76.5	0.0	0.0	
					STATE	0.0	0.0	0.0	0.0	
					FEDERAL	0.0	172.8	0.0	0.0	
					TOTAL	0.0	249.3	0.0	0.0	
	601  (610)	CONSTRUCTION OF THE RACINE/STURTEVANT BICYCLE/PEDESTRIAN TRAIL ON THE FORMER CP ROW FROM STH 31 TO WILLOW RD IN RACINE COUNTY: PHASE IB  3000000 1693-25-70	EE	DETAIL COSTS	PE	0.0	0.0	0.0	0.0	EXEMPT
					ROW	0.0	0.0	0.0	0.0	
					CONST	297.3	0.0	0.0	0.0	
					OTHER	47.3	0.0	0.0	0.0	
					TOTAL	344.6	0.0	0.0	0.0	
				SOURCE OF FUNDS CMAQ	LOCAL	107.3	0.0	0.0	0.0	
					STATE	0.0	0.0	0.0	0.0	
					FEDERAL	237.3	0.0	0.0	0.0	
					TOTAL	344.6	0.0	0.0	0.0	
	602  (612)	CONSTRUCTION OF THE RACINE/STURTEVANT BICYCLE/PEDESTRIAN TRAIL FROM WILLOW RD TO THE AMTRAK STATION IN THE VILLAGE OF STURTEVANT: PHASE II (1.25 MILES)  3000012 2250-04-71	EE	DETAIL COSTS	PE	0.0	0.0	0.0	0.0	EXEMPT
					ROW	0.0	0.0	0.0	0.0	
					CONST	0.0	332.4	0.0	0.0	
					OTHER	0.0	0.0	0.0	0.0	
					TOTAL	0.0	332.4	0.0	0.0	
				SOURCE OF FUNDS STP-E	LOCAL	0.0	102.0	0.0	0.0	
					STATE	0.0	0.0	0.0	0.0	
					FEDERAL	0.0	230.4	0.0	0.0	
					TOTAL	0.0	332.4	0.0	0.0	
	603  (613)	CONSTRUCTION OF THE RACINE/STURTEVANT BICYCLE/PEDESTRIAN TRAIL FROM CTH H TO THE CP RAIL WEST OF IH- 94 IN RACINE COUNTY: PHASE III (2.40 MILES)  3000009 1693-31-05	EE	DETAIL COSTS	PE	0.0	0.0	0.0	0.0	EXEMPT
					ROW	0.0	0.0	0.0	0.0	
					CONST	246.5	0.0	0.0	0.0	
					OTHER	0.0	0.0	0.0	0.0	
					TOTAL	246.5	0.0	0.0	0.0	
				SOURCE OF FUNDS CMAQ	LOCAL	62.5	0.0	0.0	0.0	
					STATE	0.0	0.0	0.0	0.0	
					FEDERAL	184.0	0.0	0.0	0.0	
					TOTAL	246.5	0.0	0.0	0.0	
BURLINGTON (CITY)	604  (614)	CONSTRUCTION OF A BICYCLE/PEDESTRIAN FACILITY ON BROWNS LAKE DR (CTH W) FROM STH 11 TO BEAR ARBOR DR IN THE CITY OF BURLINGTON (0.90 MILES)  3010000 1693-31-02	EE	DETAIL COSTS	PE	0.0	0.0	0.0	0.0	EXEMPT
					ROW	0.0	0.0	0.0	0.0	
					CONST	178.3	0.0	0.0	0.0	
					OTHER	0.0	0.0	0.0	0.0	
					TOTAL	178.3	0.0	0.0	0.0	
				SOURCE OF FUNDS CMAQ	LOCAL	45.2	0.0	0.0	0.0	
					STATE	0.0	0.0	0.0	0.0	
					FEDERAL	133.1	0.0	0.0	0.0	
					TOTAL	178.3	0.0	0.0	0.0	

**TRANSPORTATION IMPROVEMENT PROGRAM FOR THE KENOSHA, RACINE, WALWORTH TRANSPORTATION  
MANAGEMENT AREA -- RACINE COUNTY 2009-2012**

PROJECT SPONSOR	PROJECT			ESTIMATED COSTS (\$1,000)						AIR QUAL STAT
	NO	DESCRIPTION / STATE ID	TYPE		2009	2010	2011	2012	Total	
MOUNT PLEASANT (VILLAGE)	605  (618)	RESURFACING OF LATHROP AVE FROM CTH X (S TAYLOR AVE) TO CTH KR IN THE VILLAGE OF MOUNT PLEASANT (1.50 MILES)  3060001	HP	DETAIL COSTS	PE	0.0	0.0	0.0	0.0	EXEMPT
					ROW	0.0	0.0	0.0	0.0	
					CONST	300.0	0.0	0.0	0.0	
					OTHER	0.0	0.0	0.0	0.0	
				SOURCE OF FUNDS	TOTAL	300.0	0.0	0.0	300.0	
					LOCAL	300.0	0.0	0.0	300.0	
					STATE	0.0	0.0	0.0	0.0	
					FEDERAL	0.0	0.0	0.0	0.0	
NORWAY (TOWN)	606  (738)	REPLACEMENT OF MALCHINE RD BRIDGE OVER WIND LAKE DRAINAGE CANAL IN TOWN OF NORWAY (B-51-11)  3089999 2699-02-70	OH	DETAIL COSTS	PE	85.0	0.0	0.0	85.0	EXEMPT
					ROW	0.0	0.0	0.0	0.0	
					CONST	0.0	0.0	0.0	185.1	
					OTHER	0.0	0.0	0.0	0.0	
				SOURCE OF FUNDS	TOTAL	85.0	0.0	0.0	185.1	
					LOCAL	17.0	0.0	0.0	37.0	
					STATE	0.0	0.0	0.0	0.0	
					FEDERAL	68.0	0.0	0.0	148.1	
RACINE (CITY)	607  (739)	RECONSTRUCTION OF OHIO ST FROM DURAND AVE (STH 11) TO 21ST ST IN THE CITY OF RACINE  3109996 2704-05-70	HP	DETAIL COSTS	PE	316.8	0.0	0.0	316.8	EXEMPT
					ROW	0.0	0.0	0.0	0.0	
					CONST	0.0	2,024.0	0.0	2,024.0	
					OTHER	0.0	0.0	0.0	0.0	
				SOURCE OF FUNDS	TOTAL	316.8	2,024.0	0.0	2,340.8	
					LOCAL	63.4	404.8	0.0	468.2	
					STATE	0.0	0.0	0.0	0.0	
					FEDERAL	253.4	1,619.2	0.0	1,872.6	
	608  (623)	OPERATING ASSISTANCE FOR THE CITY OF RACINE TRANSIT SYSTEM: 2009-2012  3100121	TP	DETAIL COSTS	PE	0.0	0.0	0.0	0.0	EXEMPT
					ROW	0.0	0.0	0.0	0.0	
					CONST	0.0	0.0	0.0	0.0	
					OTHER	5,395.6	5,665.4	5,948.7	6,246.1	
				SOURCE OF FUNDS	TOTAL	5,395.6	5,665.4	5,948.7	6,246.1	
					LOCAL	1,470.4	1,543.9	1,621.1	1,702.1	
					STATE	1,877.0	1,970.9	2,069.5	2,173.0	
					FEDERAL	2,048.2	2,150.6	2,258.1	2,371.0	
	609  (624)	OPERATING ASSISTANCE FOR THE WISCONSIN COACH LINES KENOSHA/RACINE/MILWAUKEE INTERCITY BUS SERVICE: 2009-2012  3100026	TP	DETAIL COSTS	PE	0.0	0.0	0.0	0.0	EXEMPT
					ROW	0.0	0.0	0.0	0.0	
					CONST	0.0	0.0	0.0	0.0	
					OTHER	805.0	821.0	837.6	854.4	
				SOURCE OF FUNDS	TOTAL	805.0	821.0	837.6	854.4	
					LOCAL	0.0	0.0	0.0	0.0	
					STATE	644.4	656.8	670.1	683.5	
					FEDERAL	160.6	164.2	167.5	170.9	
	610  (625)	PROVISION OF DEMAND-RESPONSIVE TRANSPORTATION SERVICE FOR ELDERLY AND DISABLED IN THE RACINE URBANIZED AREA: 2009-2012  3100024	TP	DETAIL COSTS	PE	0.0	0.0	0.0	0.0	EXEMPT
					ROW	0.0	0.0	0.0	0.0	
					CONST	0.0	0.0	0.0	0.0	
					OTHER	461.3	484.4	508.6	534.0	
				SOURCE OF FUNDS	TOTAL	461.3	484.4	508.6	534.0	
					LOCAL	125.8	132.1	138.7	145.6	
					STATE	160.4	168.4	176.8	185.6	
					FEDERAL	175.1	183.9	193.1	202.8	
	611  (627)	REMODEL MAINTENANCE ADMINISTRATION BUILDING FOR THE CITY OF RACINE TRANSIT SYSTEM  3100116	TP	DETAIL COSTS	PE	0.0	0.0	0.0	0.0	EXEMPT
					ROW	0.0	0.0	0.0	0.0	
					CONST	3,542.0	0.0	0.0	3,542.0	
					OTHER	0.0	0.0	0.0	0.0	
				SOURCE OF FUNDS	TOTAL	3,542.0	0.0	0.0	3,542.0	
					LOCAL	708.4	0.0	0.0	708.4	
					STATE	0.0	0.0	0.0	0.0	
					FEDERAL	2,833.6	0.0	0.0	2,833.6	
	612  (630)	PURCHASE TWO RUBBER-TIRED REPLICA TROLLEY STYLE BUSES TO REPLACE TWO 1991 RUBBER-TIRED REPLICA TROLLEY BUSES  3100006	TP	DETAIL COSTS	PE	0.0	0.0	0.0	0.0	EXEMPT
					ROW	0.0	0.0	0.0	0.0	
					CONST	0.0	0.0	0.0	0.0	
					OTHER	0.0	646.0	0.0	646.0	
				SOURCE OF FUNDS	TOTAL	0.0	646.0	0.0	646.0	
					LOCAL	0.0	129.2	0.0	129.2	
					STATE	0.0	0.0	0.0	0.0	
					FEDERAL	0.0	516.8	0.0	516.8	

**TRANSPORTATION IMPROVEMENT PROGRAM FOR THE KENOSHA, RACINE, WALWORTH TRANSPORTATION  
MANAGEMENT AREA -- RACINE COUNTY 2009-2012**

PROJECT SPONSOR	PROJECT			ESTIMATED COSTS (\$1,000)						AIR QUAL STAT
	NO	DESCRIPTION / STATE ID	TYPE		2009	2010	2011	2012	Total	
RACINE (CITY)	613 (631)	PURCHASE OF FOUR (4) BUSES TO REPLACE FOUR 1988 - TMC MODEL BUSES FOR THE CITY OF RACINE TRANSIT SYSTEM  3100004	TP	DETAIL COSTS	PE	0.0	0.0	0.0	0.0	EXEMPT
					ROW	0.0	0.0	0.0	0.0	
					CONST	0.0	0.0	0.0	0.0	
					OTHER	0.0	1,110.0	0.0	0.0	
					TOTAL	0.0	1,110.0	0.0	1,110.0	
				SOURCE OF FUNDS FTA 5309	LOCAL	0.0	222.0	0.0	0.0	
					STATE	0.0	0.0	0.0	0.0	
					FEDERAL	0.0	888.0	0.0	0.0	
					TOTAL	0.0	1,110.0	0.0	1,110.0	
					TOTAL	0.0	1,110.0	0.0	1,110.0	
	614 (634)	PURCHASE OF SIX (6) BUSES TO REPLACE THREE 1997 NOVABUSES FOR THE CITY OF RACINE TRANSIT SYSTEM: 3 IN 2011 AND 3 IN 2012  3100008	TP	DETAIL COSTS	PE	0.0	0.0	0.0	0.0	EXEMPT
					ROW	0.0	0.0	0.0	0.0	
					CONST	0.0	0.0	0.0	0.0	
					OTHER	0.0	0.0	1,110.0	1,110.0	
					TOTAL	0.0	0.0	1,110.0	2,220.0	
				SOURCE OF FUNDS FTA 5309	LOCAL	0.0	0.0	222.0	222.0	
					STATE	0.0	0.0	0.0	0.0	
					FEDERAL	0.0	0.0	888.0	888.0	
					TOTAL	0.0	0.0	1,110.0	2,220.0	
					TOTAL	0.0	0.0	1,110.0	2,220.0	
	615 (773)	PURCHASE OF 6 ADA ACCESSIBLE REPLACEMENT DIAL-A-RIDE BUSES IN THE CITY OF RACINE  3109997	TP	DETAIL COSTS	PE	0.0	0.0	0.0	0.0	EXEMPT
					ROW	0.0	0.0	0.0	0.0	
					CONST	0.0	0.0	0.0	0.0	
					OTHER	397.2	0.0	0.0	0.0	
					TOTAL	397.2	0.0	0.0	397.2	
				SOURCE OF FUNDS FTA 5317	LOCAL	73.4	0.0	0.0	0.0	
					STATE	0.0	0.0	0.0	0.0	
					FEDERAL	323.8	0.0	0.0	0.0	
					TOTAL	397.2	0.0	0.0	397.2	
					TOTAL	397.2	0.0	0.0	397.2	
	616 (638)	PURCHASE REPLACEMENT PORTABLE STEAM CLEANER FOR MAINTENANCE USE REPLACES 2002 PURCHASED MODEL FOR THE CITY OF RACINE TRANSIT SYSTEM  3100011	TP	DETAIL COSTS	PE	0.0	0.0	0.0	0.0	EXEMPT
					ROW	0.0	0.0	0.0	0.0	
					CONST	0.0	0.0	0.0	0.0	
					OTHER	0.0	10.0	0.0	10.0	
					TOTAL	0.0	10.0	0.0	10.0	
				SOURCE OF FUNDS FTA 5309	LOCAL	0.0	2.0	0.0	0.0	
					STATE	0.0	0.0	0.0	0.0	
					FEDERAL	0.0	8.0	0.0	8.0	
					TOTAL	0.0	10.0	0.0	10.0	
					TOTAL	0.0	10.0	0.0	10.0	
	617 (639)	REPLACEMENT OF BUS FUELING SYSTEM PUMPS AND METERS AT THE CITY TRANSIT GARAGE  R 3100119	TP	DETAIL COSTS	PE	0.0	0.0	0.0	0.0	EXEMPT
					ROW	0.0	0.0	0.0	0.0	
					CONST	0.0	0.0	0.0	0.0	
					OTHER	50.0	0.0	0.0	0.0	
					TOTAL	50.0	0.0	0.0	50.0	
				SOURCE OF FUNDS FTA 5309	LOCAL	10.0	0.0	0.0	0.0	
					STATE	0.0	0.0	0.0	0.0	
					FEDERAL	40.0	0.0	0.0	0.0	
					TOTAL	50.0	0.0	0.0	50.0	
					TOTAL	50.0	0.0	0.0	50.0	
	618 (642)	REPLACEMENT OF MAINTENANCE AND SERVICE GARAGE EQUIPMENT FOR THE CITY OF RACINE TRANSIT SYSTEM  3100003	TP	DETAIL COSTS	PE	0.0	0.0	0.0	0.0	EXEMPT
					ROW	0.0	0.0	0.0	0.0	
					CONST	0.0	0.0	0.0	0.0	
					OTHER	55.0	0.0	0.0	0.0	
					TOTAL	55.0	0.0	0.0	55.0	
				SOURCE OF FUNDS FTA 5309	LOCAL	11.0	0.0	0.0	0.0	
					STATE	0.0	0.0	0.0	0.0	
					FEDERAL	44.0	0.0	0.0	0.0	
					TOTAL	55.0	0.0	0.0	55.0	
					TOTAL	55.0	0.0	0.0	55.0	
	619 (644)	MAINTENANCE AND SERVICE GARAGE IMPROVEMENTS FOR THE CITY OF RACINE TRANSIT SYSTEM  3100020	TP	DETAIL COSTS	PE	0.0	0.0	0.0	0.0	EXEMPT
					ROW	0.0	0.0	0.0	0.0	
					CONST	0.0	0.0	0.0	0.0	
					OTHER	0.0	0.0	206.0	255.0	
					TOTAL	0.0	0.0	206.0	461.0	
				SOURCE OF FUNDS FTA 5309	LOCAL	0.0	0.0	41.2	51.0	
					STATE	0.0	0.0	0.0	0.0	
					FEDERAL	0.0	0.0	164.8	204.0	
					TOTAL	0.0	0.0	206.0	461.0	
					TOTAL	0.0	0.0	206.0	461.0	
	620 (761)	PURCHASE AND OPERATION OF A RIDE SHARE VAN TO PROVIDE TRANSPORTATION FOR UNEMPLOYED LOW INCOME PERSONS TO JOB HIRE LOCATIONS  3109995	TI	DETAIL COSTS	PE	0.0	0.0	0.0	0.0	EXEMPT
					ROW	0.0	0.0	0.0	0.0	
					CONST	0.0	0.0	0.0	0.0	
					OTHER	0.0	84.4	45.4	44.2	
					TOTAL	0.0	84.4	45.4	174.0	
				SOURCE OF FUNDS CMAQ	LOCAL	0.0	16.9	9.1	8.8	
					STATE	0.0	0.0	0.0	0.0	
					FEDERAL	0.0	67.5	36.3	35.4	
					TOTAL	0.0	84.4	45.4	174.0	
					TOTAL	0.0	84.4	45.4	174.0	

**TRANSPORTATION IMPROVEMENT PROGRAM FOR THE KENOSHA, RACINE, WALWORTH TRANSPORTATION  
MANAGEMENT AREA -- RACINE COUNTY 2009-2012**

PROJECT SPONSOR	PROJECT			ESTIMATED COSTS (\$1,000)							AIR QUAL STAT
	NO	DESCRIPTION / STATE ID	TYPE			2009	2010	2011	2012	Total	
RACINE (CITY)	621  (648)	CONSTRUCTION OF WALKER SITE BICYCLE/PEDESTRIAN PATH ALONG MAIN ST BRIDGE TO LAKE MICHIGAN PATH (0.28 MI)  31070301693-34-71	EE	DETAIL COSTS	PE	166.7	0.0	0.0	0.0	166.7	EXEMPT
					ROW	0.0	0.0	0.0	0.0	0.0	
					CONST	0.0	1,112.0	0.0	0.0	1,112.0	
					OTHER	0.0	0.0	0.0	0.0	0.0	
					TOTAL	166.7	1,112.0	0.0	0.0	1,278.7	
				SOURCE OF FUNDS CMAQ	LOCAL	33.3	222.4	0.0	0.0	255.7	
					STATE	0.0	0.0	0.0	0.0	0.0	
					FEDERAL	133.4	889.6	0.0	0.0	1,023.0	
					TOTAL	166.7	1,112.0	0.0	0.0	1,278.7	
					TOTAL	166.7	1,112.0	0.0	0.0	1,278.7	
	622	INSTALLATION OF BIKE RACKS FOR 33 BELLE URBAN SYSTEM BUSES  31099752703-09-70	EE	DETAIL COSTS	PE	0.0	0.0	0.0	0.0	0.0	EXEMPT
					ROW	0.0	0.0	0.0	0.0	0.0	
					CONST	0.0	0.0	0.0	0.0	0.0	
					OTHER	44.0	0.0	0.0	0.0	44.0	
					TOTAL	44.0	0.0	0.0	0.0	44.0	
				SOURCE OF FUNDS STP-E	LOCAL	10.0	0.0	0.0	0.0	10.0	
					STATE	0.0	0.0	0.0	0.0	0.0	
					FEDERAL	34.0	0.0	0.0	0.0	34.0	
					TOTAL	44.0	0.0	0.0	0.0	44.0	
					TOTAL	44.0	0.0	0.0	0.0	44.0	
	623  (762)	SIGNAL INTERCONNECTION AND OPTIMIZATION OF MULTIPLE TRAFFIC SIGNALS SOUTH OF SIXTH ST IN THE CITY OF RACINE  31099941693-49-71	EE	DETAIL COSTS	PE	71.3	0.0	0.0	0.0	71.3	EXEMPT
					ROW	0.0	0.0	0.0	0.0	0.0	
					CONST	0.0	477.3	0.0	0.0	477.3	
					OTHER	0.0	0.0	0.0	0.0	0.0	
					TOTAL	71.3	477.3	0.0	0.0	548.6	
				SOURCE OF FUNDS CMAQ	LOCAL	14.3	95.5	0.0	0.0	109.8	
					STATE	0.0	0.0	0.0	0.0	0.0	
					FEDERAL	57.0	381.8	0.0	0.0	438.8	
					TOTAL	71.3	477.3	0.0	0.0	548.6	
					TOTAL	71.3	477.3	0.0	0.0	548.6	
	624  (763)	SIGNAL INTERCONNECTION AND OPTIMIZATION OF MULTIPLE TRAFFIC SIGNALS NORTH OF SIXTH ST IN THE CITY OF RACINE  31099981693-49-72	EE	DETAIL COSTS	PE	80.5	0.0	0.0	0.0	80.5	EXEMPT
					ROW	0.0	0.0	0.0	0.0	0.0	
					CONST	0.0	517.5	0.0	0.0	517.5	
					OTHER	0.0	0.0	0.0	0.0	0.0	
					TOTAL	80.5	517.5	0.0	0.0	598.0	
				SOURCE OF FUNDS CMAQ	LOCAL	16.1	103.5	0.0	0.0	119.6	
					STATE	0.0	0.0	0.0	0.0	0.0	
					FEDERAL	64.4	414.0	0.0	0.0	478.4	
					TOTAL	80.5	517.5	0.0	0.0	598.0	
					TOTAL	80.5	517.5	0.0	0.0	598.0	
	625	STREETSCAPING ENHANCEMENTS OF SIXTH ST FROM MAIN ST TO GRAND AVE IN THE CITY OF RACINE.  3109993	EE	DETAIL COSTS	PE	0.0	0.0	0.0	0.0	0.0	EXEMPT
					ROW	0.0	0.0	0.0	0.0	0.0	
					CONST	0.0	500.0	0.0	0.0	500.0	
					OTHER	0.0	0.0	0.0	0.0	0.0	
					TOTAL	0.0	500.0	0.0	0.0	500.0	
				SOURCE OF FUNDS STP-E	LOCAL	0.0	100.0	0.0	0.0	100.0	
					STATE	0.0	0.0	0.0	0.0	0.0	
					FEDERAL	0.0	400.0	0.0	0.0	400.0	
					TOTAL	0.0	500.0	0.0	0.0	500.0	
					TOTAL	0.0	500.0	0.0	0.0	500.0	
UNION GROVE (VILLAGE)	626  (712)	DEVELOPMENT OF COMPREHENSIVE SAFE ROUTES TO SCHOOL PLAN FOR UNION GROVE JOINT SCHOOL DISTRICT #1  3159999	HS	DETAIL COSTS	PE	19.8	0.0	0.0	0.0	19.8	EXEMPT
					ROW	0.0	0.0	0.0	0.0	0.0	
					CONST	0.0	0.0	0.0	0.0	0.0	
					OTHER	0.0	0.0	0.0	0.0	0.0	
					TOTAL	19.8	0.0	0.0	0.0	19.8	
				SOURCE OF FUNDS SRTS	LOCAL	0.0	0.0	0.0	0.0	0.0	
					STATE	0.0	0.0	0.0	0.0	0.0	
					FEDERAL	19.8	0.0	0.0	0.0	19.8	
					TOTAL	19.8	0.0	0.0	0.0	19.8	
					TOTAL	19.8	0.0	0.0	0.0	19.8	
	627	CONSTRUCT A MULTI-USE PATH IN UNION GROVE JOINT #1 SCHOOL DISTRICT THROUGH SAFE ROUTES TO SCHOOL  3159990	HS	DETAIL COSTS	PE	0.0	0.0	0.0	0.0	0.0	EXEMPT
					ROW	0.0	0.0	0.0	0.0	0.0	
					CONST	58.3	0.0	0.0	0.0	58.3	
					OTHER	0.0	0.0	0.0	0.0	0.0	
					TOTAL	58.3	0.0	0.0	0.0	58.3	
				SOURCE OF FUNDS SRTS	LOCAL	0.0	0.0	0.0	0.0	0.0	
					STATE	0.0	0.0	0.0	0.0	0.0	
					FEDERAL	58.3	0.0	0.0	0.0	58.3	
					TOTAL	58.3	0.0	0.0	0.0	58.3	
					TOTAL	58.3	0.0	0.0	0.0	58.3	
	628	CHANGE MILDRED ST TO A ONE-WAY, CHANGE PORTION OF 17TH ST TO A ONE-WAY, CONSTRUCT PATH CONNECTIONS, IMPROVE SIGNAGE IN UNION GROVE JOINT #1 SCHOOL DISTRICT THROUGH SAFE ROUTES TO SCHOOL  3159998	HS	DETAIL COSTS	PE	0.0	0.0	0.0	0.0	0.0	EXEMPT
					ROW	0.0	0.0	0.0	0.0	0.0	
					CONST	19.8	0.0	0.0	0.0	19.8	
					OTHER	0.0	0.0	0.0	0.0	0.0	
					TOTAL	19.8	0.0	0.0	0.0	19.8	
				SOURCE OF FUNDS SRTS	LOCAL	0.0	0.0	0.0	0.0	0.0	
					STATE	0.0	0.0	0.0	0.0	0.0	
					FEDERAL	19.8	0.0	0.0	0.0	19.8	
					TOTAL	19.8	0.0	0.0	0.0	19.8	
					TOTAL	19.8	0.0	0.0	0.0	19.8	

**TRANSPORTATION IMPROVEMENT PROGRAM FOR THE KENOSHA, RACINE, WALWORTH TRANSPORTATION  
MANAGEMENT AREA -- RACINE COUNTY 2009-2012**

PROJECT SPONSOR	PROJECT			ESTIMATED COSTS (\$1,000)							AIR QUAL STAT
	NO	DESCRIPTION / STATE ID	TYPE			2009	2010	2011	2012	Total	
WATERFORD (VILLAGE)	629	ADDITION OF SIGNAGE, EDUCATIONAL ACTIVITIES, ENFORCEMENT AT SIX SCHOOLS IN THE VILLAGE OF WATERFORD THROUGH SAFE ROUTES TO SCHOOL  3179998	HS	DETAIL COSTS	PE	0.0	0.0	0.0	0.0	0.0	EXEMPT
					ROW	0.0	0.0	0.0	0.0	0.0	
					CONST	0.0	0.0	0.0	0.0	0.0	
					OTHER	40.8	0.0	0.0	0.0	40.8	
				TOTAL	40.8	0.0	0.0	0.0	40.8		
				SOURCE OF FUNDS SRTS	LOCAL	0.0	0.0	0.0	0.0	0.0	
					STATE	0.0	0.0	0.0	0.0	0.0	
FEDERAL	40.8	0.0	0.0		0.0	40.8					
				TOTAL	40.8	0.0	0.0	0.0	40.8		
	630  (651)	CONSTRUCT A BICYCLE/ PEDESTRIAN CROSSING OF THE FOX RIVER IN THE VILLAGE OF WATERFORD FROM RIVERVIEW DR TO WHITFORD PARK (0.17 MILES)  3176920                      1693-30-79	EE	DETAIL COSTS	PE	54.0	0.0	0.0	0.0	54.0	EXEMPT
					ROW	0.0	0.0	0.0	0.0	0.0	
					CONST	0.0	213.0	0.0	0.0	213.0	
					OTHER	0.0	0.0	0.0	0.0	0.0	
				TOTAL	54.0	213.0	0.0	0.0	267.0		
				SOURCE OF FUNDS CMAQ	LOCAL	10.8	42.6	0.0	0.0	53.4	
					STATE	0.0	0.0	0.0	0.0	0.0	
FEDERAL	43.2	170.4	0.0		0.0	213.6					
				TOTAL	54.0	213.0	0.0	0.0	267.0		
GOODWILL INDUSTRIES OF SOUTHEASTERN WISCONSIN, INC	631	PURCHASE OF 1-10 PASSENGER BUS WITH WHEEL CHAIR LIFT TO PROVIDE TRANSPORTATION FOR DISABLED PERSONS TO ADULT DAY SERVICES IN RACINE COUNTY  4279996	TP	DETAIL COSTS	PE	0.0	0.0	0.0	0.0	0.0	EXEMPT
					ROW	0.0	0.0	0.0	0.0	0.0	
					CONST	0.0	0.0	0.0	0.0	0.0	
					OTHER	52.1	0.0	0.0	0.0	52.1	
				TOTAL	52.1	0.0	0.0	0.0	52.1		
				SOURCE OF FUNDS FTA 5310	LOCAL	9.5	0.0	0.0	0.0	9.5	
					STATE	0.0	0.0	0.0	0.0	0.0	
FEDERAL	42.6	0.0	0.0		0.0	42.6					
				TOTAL	52.1	0.0	0.0	0.0	52.1		



**TRANSPORTATION IMPROVEMENT PROGRAM FOR THE KENOSHA, RACINE, WALWORTH TRANSPORTATION  
MANAGEMENT AREA -- WALWORTH COUNTY 2009-2012**

PROJECT SPONSOR	PROJECT			ESTIMATED COSTS (\$1,000)							AIR QUAL STAT
	NO	DESCRIPTION / STATE ID	TYPE			2009	2010	2011	2012	Total	
STATE OF WISCONSIN	632  (652)	RESURFACING OF IH-43 FROM THE WEST WALWORTH COUNTY LINE TO THE VILLAGE OF HALES CORNERS IN MILWAUKEE COUNTY (26.90 MILES)  80010321090-15-70	HP	DETAIL COSTS	PE	4,410.5	0.0	1,768.0	0.0	6,178.5	EXEMPT
					ROW	0.0	0.0	0.0	0.0	0.0	
					CONST	37,955.5	29,730.0	14,375.0	0.0	82,060.5	
					OTHER	0.0	0.0	0.0	0.0	0.0	
				TOTAL	42,366.0	29,730.0	16,143.0	0.0	88,239.0		
				SOURCE OF FUNDS IH-M	LOCAL	0.0	0.0	0.0	0.0	0.0	
					STATE	4,677.6	2,973.0	14,729.0	0.0	22,379.6	
FEDERAL	37,688.4	26,757.0	1,414.0		0.0	65,859.4					
TOTAL	42,366.0	29,730.0	16,143.0	0.0	88,239.0						
	633  (653)	RESURFACING OF USH 12 FROM STH 67 TO STH 20 IN WALWORTH COUNTY  80098873120-10-00	HP	DETAIL COSTS	PE	500.0	0.0	0.0	0.0	500.0	EXEMPT
					ROW	0.0	0.0	0.0	0.0	0.0	
					CONST	0.0	0.0	0.0	0.0	0.0	
					OTHER	0.0	0.0	0.0	0.0	0.0	
				TOTAL	500.0	0.0	0.0	0.0	500.0		
				SOURCE OF FUNDS NHS	LOCAL	0.0	0.0	0.0	0.0	0.0	
					STATE	100.0	0.0	0.0	0.0	100.0	
FEDERAL	400.0	0.0	0.0		0.0	400.0					
TOTAL	500.0	0.0	0.0	0.0	500.0						
	634  (653)	RESURFACING OF USH 12 FROM THE CITY OF WHITEWATER TO STH 20/67 INTERSECTION IN WALWORTH COUNTY  80001293130-08-70	HP	DETAIL COSTS	PE	100.0	0.0	0.0	0.0	100.0	EXEMPT
					ROW	0.0	0.0	0.0	0.0	0.0	
					CONST	1,768.1	0.0	0.0	0.0	1,768.1	
					OTHER	0.0	0.0	0.0	0.0	0.0	
				TOTAL	1,868.1	0.0	0.0	0.0	1,868.1		
				SOURCE OF FUNDS NHS	LOCAL	0.0	0.0	0.0	0.0	0.0	
					STATE	373.6	0.0	0.0	0.0	373.6	
FEDERAL	1,494.5	0.0	0.0		0.0	1,494.5					
TOTAL	1,868.1	0.0	0.0	0.0	1,868.1						
	635  (654)	RESURFACING OF USH 12 FROM STH 50 TO STH 67 IN WALWORTH COUNTY (10.40 MILES)  80002371080-12-00	HP	DETAIL COSTS	PE	1,277.0	0.0	0.0	0.0	1,277.0	EXEMPT
					ROW	0.0	0.0	0.0	0.0	0.0	
					CONST	0.0	0.0	12,768.0	0.0	12,768.0	
					OTHER	0.0	0.0	0.0	0.0	0.0	
				TOTAL	1,277.0	0.0	12,768.0	0.0	14,045.0		
				SOURCE OF FUNDS NHS	LOCAL	0.0	0.0	0.0	0.0	0.0	
					STATE	255.4	0.0	12,768.0	0.0	13,023.4	
FEDERAL	1,021.6	0.0	0.0		0.0	1,021.6					
TOTAL	1,277.0	0.0	12,768.0	0.0	14,045.0						
	636  (692)	RECONSTRUCTION OF THE INTERSECTION OF USH 12 AND CTH A IN THE TOWN OF SUGAR CREEK  80099693120-09-00	HP	DETAIL COSTS	PE	117.0	0.0	0.0	0.0	117.0	EXEMPT
					ROW	0.0	107.0	0.0	0.0	107.0	
					CONST	0.0	0.0	0.0	0.0	0.0	
					OTHER	0.0	0.0	0.0	0.0	0.0	
				TOTAL	117.0	107.0	0.0	0.0	224.0		
				SOURCE OF FUNDS STP-O	LOCAL	0.0	0.0	0.0	0.0	0.0	
					STATE	23.4	107.0	0.0	0.0	130.4	
FEDERAL	93.6	0.0	0.0		0.0	93.6					
TOTAL	117.0	107.0	0.0	0.0	224.0						
	637  (655)	RECONSTRUCTION OF USH 14 FROM SOUTH OF IH 43 TO STH 11 IN WALWORTH COUNTY (3.74 MILES)  80001453150-05-00	HP	DETAIL COSTS	PE	244.0	0.0	0.0	0.0	244.0	EXEMPT
					ROW	0.0	0.0	0.0	0.0	0.0	
					CONST	0.0	0.0	0.0	2,443.8	2,443.8	
					OTHER	0.0	0.0	0.0	0.0	0.0	
				TOTAL	244.0	0.0	0.0	2,443.8	2,687.8		
				SOURCE OF FUNDS STP-O	LOCAL	0.0	0.0	0.0	0.0	0.0	
					STATE	48.8	0.0	0.0	488.8	537.6	
FEDERAL	195.2	0.0	0.0		1,955.0	2,150.2					
TOTAL	244.0	0.0	0.0	2,443.8	2,687.8						
	638  (655)	RECONSTRUCT USH 14 FROM CTH K TO SOUTH OF IH 43 IN WALWORTH COUNTY (2.78 MILES)  80099013150-07-70	HP	DETAIL COSTS	PE	296.0	0.0	0.0	0.0	296.0	EXEMPT
					ROW	0.0	0.0	0.0	590.0	590.0	
					CONST	0.0	0.0	0.0	0.0	0.0	
					OTHER	0.0	0.0	0.0	0.0	0.0	
				TOTAL	296.0	0.0	0.0	590.0	886.0		
				SOURCE OF FUNDS STP-O	LOCAL	0.0	0.0	0.0	0.0	0.0	
					STATE	59.2	0.0	0.0	590.0	649.2	
FEDERAL	236.8	0.0	0.0		0.0	236.8					
TOTAL	296.0	0.0	0.0	590.0	886.0						
	639  (655)	RECONSTRUCT USH 14 FROM ILLINOIS STATE LINE TO SOUTH OF CTH K IN WALWORTH COUNTY (7.72 MILES)  80098923150-06-70	HP	DETAIL COSTS	PE	587.0	0.0	0.0	0.0	587.0	EXEMPT
					ROW	0.0	0.0	215.0	0.0	215.0	
					CONST	0.0	0.0	0.0	0.0	0.0	
					OTHER	0.0	0.0	0.0	0.0	0.0	
				TOTAL	587.0	0.0	215.0	0.0	802.0		
				SOURCE OF FUNDS STP-O	LOCAL	0.0	0.0	0.0	0.0	0.0	
					STATE	117.4	0.0	215.0	0.0	332.4	
FEDERAL	469.6	0.0	0.0		0.0	469.6					
TOTAL	587.0	0.0	215.0	0.0	802.0						

**TRANSPORTATION IMPROVEMENT PROGRAM FOR THE KENOSHA, RACINE, WALWORTH TRANSPORTATION  
MANAGEMENT AREA -- WALWORTH COUNTY 2009-2012**

PROJECT SPONSOR	PROJECT			ESTIMATED COSTS (\$1,000)							AIR QUAL STAT
	NO	DESCRIPTION / STATE ID	TYPE			2009	2010	2011	2012	Total	
STATE OF WISCONSIN	640	RESURFACING OF USH 14 FROM CTH X IN THE VILLAGE OF DARIEN TO WISCONSIN STREET IN THE VILLAGE OF WALWORTH  80098583150-08-30	HP	DETAIL COSTS	PE	100.0	0.0	0.0	0.0	100.0	EXEMPT
					ROW	0.0	0.0	0.0	0.0	0.0	
					CONST	1,500.0	0.0	0.0	0.0	1,500.0	
					OTHER	0.0	0.0	0.0	0.0	0.0	
				TOTAL	1,600.0	0.0	0.0	0.0	1,600.0		
				SOURCE OF FUNDS STP-O	LOCAL	0.0	0.0	0.0	0.0	0.0	
STATE	300.0	0.0	0.0		0.0	300.0					
				FEDERAL	1,300.0	0.0	0.0	0.0	1,300.0		
				TOTAL	1,600.0	0.0	0.0	0.0	1,600.0		
	641	RESURFACING OF STH 11 FROM WRIGHT ST IN THE CITY OF DELAVAN TO N WEST ST IN THE CITY OF ELKHORN (4.10 MILES)  80098733841-03-30	HP	DETAIL COSTS	PE	100.0	0.0	0.0	0.0	100.0	EXEMPT
					ROW	0.0	0.0	0.0	0.0	0.0	
					CONST	1,200.0	0.0	0.0	0.0	1,200.0	
					OTHER	0.0	0.0	0.0	0.0	0.0	
				TOTAL	1,300.0	0.0	0.0	0.0	1,300.0		
				SOURCE OF FUNDS STP-O	LOCAL	0.0	0.0	0.0	0.0	0.0	
STATE	260.0	0.0	0.0		0.0	260.0					
				FEDERAL	1,040.0	0.0	0.0	0.0	1,040.0		
				TOTAL	1,300.0	0.0	0.0	0.0	1,300.0		
	642  (658)	REHABILITATION OF STH 11 FROM STH 120 TO THE EAST COUNTY LINE IN WALWORTH COUNTY (5.20 MILES)  80001661320-12-00	HP	DETAIL COSTS	PE	300.0	0.0	0.0	0.0	300.0	EXEMPT
					ROW	25.0	0.0	0.0	0.0	25.0	
					CONST	0.0	0.0	2,613.8	0.0	2,613.8	
					OTHER	0.0	0.0	0.0	0.0	0.0	
				TOTAL	325.0	0.0	2,613.8	0.0	2,938.8		
				SOURCE OF FUNDS NHS	LOCAL	0.0	0.0	0.0	0.0	0.0	
STATE	85.0	0.0	522.8		0.0	607.8					
				FEDERAL	240.0	0.0	2,091.0	0.0	2,331.0		
				TOTAL	325.0	0.0	2,613.8	0.0	2,938.8		
	643	RESURFACING OF STH 11 FROM USH 14/STH 89 TO TURTLE CREEK DRIVE IN THE CITY OF DELAVAN (4.00 MILES)  8009838	HP	DETAIL COSTS	PE	100.0	0.0	0.0	0.0	100.0	EXEMPT
					ROW	0.0	0.0	0.0	0.0	0.0	
					CONST	0.0	0.0	0.0	0.0	0.0	
					OTHER	0.0	0.0	0.0	0.0	0.0	
				TOTAL	100.0	0.0	0.0	0.0	100.0		
				SOURCE OF FUNDS STP-O	LOCAL	0.0	0.0	0.0	0.0	0.0	
STATE	20.0	0.0	0.0		0.0	20.0					
				FEDERAL	80.0	0.0	0.0	0.0	80.0		
				TOTAL	100.0	0.0	0.0	0.0	100.0		
	644	REHABILITATION OF STH 20 BRIDGE AT HONEY CREEK IN WALWORTH COUNTY (B-64-0011)  80099062698-03-70	HP	DETAIL COSTS	PE	25.6	0.0	0.0	0.0	25.6	EXEMPT
					ROW	0.0	0.0	0.0	0.0	0.0	
					CONST	0.0	0.0	0.0	256.3	256.3	
					OTHER	0.0	0.0	0.0	0.0	0.0	
				TOTAL	25.6	0.0	0.0	256.3	281.9		
				SOURCE OF FUNDS STP-O	LOCAL	0.0	0.0	0.0	0.0	0.0	
STATE	25.6	0.0	0.0		51.3	76.9					
				FEDERAL	0.0	0.0	205.0	205.0			
				TOTAL	25.6	0.0	0.0	256.3	281.9		
	645	RESURFACING OF STH 20 FROM IH 43 IN EAST TROY TO HONEY CREEK RD IN THE TOWN OF WATERFORD IN WALWORTH AND RACINE COUNTIES (5.0 MILES)  80098241080-12-00	HP	DETAIL COSTS	PE	500.0	0.0	0.0	0.0	500.0	EXEMPT
					ROW	0.0	1,000.0	0.0	0.0	1,000.0	
					CONST	0.0	0.0	0.0	0.0	0.0	
					OTHER	0.0	0.0	0.0	0.0	0.0	
				TOTAL	500.0	1,000.0	0.0	0.0	1,500.0		
				SOURCE OF FUNDS STP-O	LOCAL	0.0	0.0	0.0	0.0	0.0	
STATE	100.0	1,000.0	0.0		0.0	1,100.0					
				FEDERAL	400.0	0.0	0.0	400.0			
				TOTAL	500.0	1,000.0	0.0	0.0	1,500.0		
	646	RESURFACING OF STH 36 FROM STH 120 TO WESTRIDGE AVE IN RACINE AND WALWORTH COUNTIES (6.57 MILES)  80099113190-09-71	HP	DETAIL COSTS	PE	0.0	0.0	0.0	0.0	0.0	EXEMPT
					ROW	0.0	0.0	0.0	0.0	0.0	
					CONST	3,450.0	0.0	0.0	0.0	3,450.0	
					OTHER	0.0	0.0	0.0	0.0	0.0	
				TOTAL	3,450.0	0.0	0.0	0.0	3,450.0		
				SOURCE OF FUNDS STP-O	LOCAL	0.0	0.0	0.0	0.0	0.0	
STATE	690.0	0.0	0.0		0.0	690.0					
				FEDERAL	2,760.0	0.0	0.0	0.0	2,760.0		
				TOTAL	3,450.0	0.0	0.0	0.0	3,450.0		
	647  (670)	RECONSTRUCTION OF STH 50 FROM STH 67 EAST TO GENEVA ST IN THE TOWN OF GENEVA (1.70 MILES)  80002613171-05-70	HP	DETAIL COSTS	PE	0.0	400.0	0.0	0.0	400.0	EXEMPT
					ROW	0.0	0.0	0.0	0.0	0.0	
					CONST	0.0	0.0	0.0	0.0	0.0	
					OTHER	0.0	0.0	0.0	0.0	0.0	
				TOTAL	0.0	400.0	0.0	0.0	400.0		
				SOURCE OF FUNDS NHS	LOCAL	0.0	0.0	0.0	0.0	0.0	
STATE	0.0	80.0	0.0		0.0	80.0					
				FEDERAL	0.0	320.0	0.0	0.0	320.0		
				TOTAL	0.0	400.0	0.0	0.0	400.0		

**TRANSPORTATION IMPROVEMENT PROGRAM FOR THE KENOSHA, RACINE, WALWORTH TRANSPORTATION  
MANAGEMENT AREA -- WALWORTH COUNTY 2009-2012**

PROJECT SPONSOR	PROJECT			ESTIMATED COSTS (\$1,000)							AIR QUAL STAT
	NO	DESCRIPTION / STATE ID	TYPE			2009	2010	2011	2012	Total	
STATE OF WISCONSIN	648	CORRIDOR STUDY OF STH 50 FROM IH 43 TO STH 67 IN WALWORTH COUNTY (4.78 MILES)  80098983170-10-00	HP	DETAIL COSTS	PE	100.0	0.0	0.0	0.0	100.0	EXEMPT
					ROW	0.0	0.0	0.0	0.0	0.0	
					CONST	0.0	0.0	0.0	0.0	0.0	
					OTHER	0.0	0.0	0.0	0.0	0.0	
					TOTAL	100.0	0.0	0.0	0.0	100.0	
				SOURCE OF FUNDS STP-O	LOCAL	0.0	0.0	0.0	0.0	0.0	
					STATE	100.0	0.0	0.0	0.0	100.0	
					FEDERAL	0.0	0.0	0.0	0.0	0.0	
					TOTAL	100.0	0.0	0.0	0.0	100.0	
					TOTAL	100.0	0.0	0.0	0.0	100.0	
(663)	649 RECONSTRUCTION OF STH 59 FROM WEST WALWORTH COUNTY LINE TO STH 89 IN WALWORTH COUNTY (3.50 MILES)  80000533140-02-70	HP	DETAIL COSTS	PE	0.0	0.0	0.0	0.0	0.0	EXEMPT	
				ROW	0.0	0.0	0.0	0.0	0.0		
				CONST	0.0	2,483.3	0.0	0.0	2,483.3		
				OTHER	0.0	0.0	0.0	0.0	0.0		
				TOTAL	0.0	2,483.3	0.0	0.0	2,483.3		
			SOURCE OF FUNDS STP-O	LOCAL	0.0	0.0	0.0	0.0	0.0		
				STATE	0.0	496.7	0.0	0.0	496.7		
				FEDERAL	0.0	1,986.6	0.0	0.0	1,986.6		
				TOTAL	0.0	2,483.3	0.0	0.0	2,483.3		
				TOTAL	0.0	2,483.3	0.0	0.0	2,483.3		
(664)	650 RECONSTRUCTION OF THE INTERSECTION OF STH 59 EB WITH SB OLD STH 89 IN THE CITY OF WHITEWATER  80000973390-02-00	HP	DETAIL COSTS	PE	0.0	0.0	0.0	0.0	0.0	EXEMPT	
				ROW	0.0	0.0	0.0	0.0	0.0		
				CONST	0.0	512.5	0.0	0.0	512.5		
				OTHER	0.0	0.0	0.0	0.0	0.0		
				TOTAL	0.0	512.5	0.0	0.0	512.5		
			SOURCE OF FUNDS STP-O	LOCAL	0.0	0.0	0.0	0.0	0.0		
				STATE	0.0	102.5	0.0	0.0	102.5		
				FEDERAL	0.0	410.0	0.0	0.0	410.0		
				TOTAL	0.0	512.5	0.0	0.0	512.5		
				TOTAL	0.0	512.5	0.0	0.0	512.5		
	651 RECONSTRUCT INTERSECTION AT STH 59 (MILWAUKEE ST) AND NEWCOMB ST IN THE CITY OF WHITEWATER  80099213110-06-70	HP	DETAIL COSTS	PE	115.0	0.0	0.0	0.0	115.0	EXEMPT	
				ROW	0.0	535.0	0.0	0.0	535.0		
				CONST	0.0	0.0	0.0	0.0	0.0		
				OTHER	0.0	0.0	0.0	0.0	0.0		
				TOTAL	115.0	535.0	0.0	0.0	650.0		
			SOURCE OF FUNDS STP-O	LOCAL	28.7	0.0	0.0	0.0	28.7		
				STATE	86.3	535.0	0.0	0.0	621.3		
				FEDERAL	0.0	0.0	0.0	0.0	0.0		
				TOTAL	115.0	535.0	0.0	0.0	650.0		
				TOTAL	115.0	535.0	0.0	0.0	650.0		
(665)	652 RECONSTRUCTION OF STH 67 (N WISCONSIN AVE) FROM COURT ST TO LINCOLN ST IN THE CITY OF ELKHORN (0.82 MILES)  80001203120-08-00	HP	DETAIL COSTS	PE	0.0	0.0	0.0	0.0	0.0	EXEMPT	
				ROW	0.0	0.0	0.0	0.0	0.0		
				CONST	1,996.2	0.0	0.0	0.0	1,996.2		
				OTHER	0.0	0.0	0.0	0.0	0.0		
				TOTAL	1,996.2	0.0	0.0	0.0	1,996.2		
			SOURCE OF FUNDS STP-O	LOCAL	0.0	0.0	0.0	0.0	0.0		
				STATE	481.0	0.0	0.0	0.0	481.0		
				FEDERAL	1,515.2	0.0	0.0	0.0	1,515.2		
				TOTAL	1,996.2	0.0	0.0	0.0	1,996.2		
				TOTAL	1,996.2	0.0	0.0	0.0	1,996.2		
	653 RESURFACING OF STH 67 FROM PARK AVE TO USH 14 IN WALWORTH COUNTY (6.30 MILES)  80098723706-01-30	HP	DETAIL COSTS	PE	100.0	0.0	0.0	0.0	100.0	EXEMPT	
				ROW	0.0	0.0	0.0	0.0	0.0		
				CONST	1,900.0	0.0	0.0	0.0	1,900.0		
				OTHER	0.0	0.0	0.0	0.0	0.0		
				TOTAL	2,000.0	0.0	0.0	0.0	2,000.0		
			SOURCE OF FUNDS STP-O	LOCAL	0.0	0.0	0.0	0.0	0.0		
				STATE	400.0	0.0	0.0	0.0	400.0		
				FEDERAL	1,600.0	0.0	0.0	0.0	1,600.0		
				TOTAL	2,000.0	0.0	0.0	0.0	2,000.0		
				TOTAL	2,000.0	0.0	0.0	0.0	2,000.0		
(668)	654 RECONSTRUCTION OF STH 120 FROM USH 12 TO MADAUUS ST IN THE CITY OF LAKE GENEVA (0.61 MILES)  80001133190-00-70	HP	DETAIL COSTS	PE	0.0	0.0	0.0	0.0	0.0	EXEMPT	
				ROW	0.0	0.0	0.0	0.0	0.0		
				CONST	0.0	0.0	0.0	5,720.0	5,720.0		
				OTHER	0.0	0.0	0.0	0.0	0.0		
				TOTAL	0.0	0.0	0.0	5,720.0	5,720.0		
			SOURCE OF FUNDS STP-O	LOCAL	0.0	0.0	0.0	0.0	0.0		
				STATE	0.0	0.0	0.0	1,144.0	1,144.0		
				FEDERAL	0.0	0.0	0.0	4,576.0	4,576.0		
				TOTAL	0.0	0.0	0.0	5,720.0	5,720.0		
				TOTAL	0.0	0.0	0.0	5,720.0	5,720.0		
	655 RESURFACING OF STH 50 (7TH ST AND GENEVA ST) FROM WISCONSIN ST TO WRIGHT ST IN THE CITY OF DELEVAN (0.85 MILE)  80099173170-08-70	HP	DETAIL COSTS	PE	100.0	0.0	0.0	0.0	100.0	EXEMPT	
				ROW	0.0	0.0	0.0	0.0	0.0		
				CONST	0.0	0.0	0.0	0.0	0.0		
				OTHER	0.0	0.0	0.0	0.0	0.0		
				TOTAL	100.0	0.0	0.0	0.0	100.0		
			SOURCE OF FUNDS STP-O	LOCAL	0.0	0.0	0.0	0.0	0.0		
				STATE	75.0	0.0	0.0	0.0	75.0		
				FEDERAL	25.0	0.0	0.0	0.0	25.0		
				TOTAL	100.0	0.0	0.0	0.0	100.0		
				TOTAL	100.0	0.0	0.0	0.0	100.0		

**TRANSPORTATION IMPROVEMENT PROGRAM FOR THE KENOSHA, RACINE, WALWORTH TRANSPORTATION  
MANAGEMENT AREA -- WALWORTH COUNTY 2009-2012**

PROJECT SPONSOR	PROJECT			ESTIMATED COSTS (\$1,000)							AIR QUAL STAT	
	NO	DESCRIPTION / STATE ID	TYPE			2009	2010	2011	2012	Total		
STATE OF WISCONSIN  (661)	656	RECONSTRUCT WITH ADDITIONAL LANES OF STH 50 FROM NORTH SHORE DR TO STH 67 IN WALWORTH COUNTY (4.20 MILES)  80001383170-01-00	HI	DETAIL COSTS	PE	0.0	300.0	0.0	0.0	300.0	NON-EXEMPT	
					ROW	0.0	0.0	0.0	2,140.0	2,140.0		
					CONST	0.0	0.0	0.0	0.0	0.0		
					OTHER	0.0	0.0	0.0	0.0	0.0		
				TOTAL	0.0	300.0	0.0	2,140.0	2,440.0			
					SOURCE OF FUNDS STP-O	LOCAL	0.0	0.0	0.0	0.0		0.0
						STATE	0.0	60.0	0.0	2,140.0		2,200.0
						FEDERAL	0.0	240.0	0.0	0.0		240.0
TOTAL	0.0	300.0	0.0	2,140.0		2,440.0						
WALWORTH COUNTY	657	RECONSTRUCTION OF CTH C (MARTIN STREET) FROM STATE LINE RD TO PLEASANT ST IN WALWORTH COUNTY  50099953838-01-70	HP	DETAIL COSTS	PE	0.0	0.0	0.0	0.0	0.0	EXEMPT	
					ROW	0.0	0.0	0.0	0.0	0.0		
					CONST	0.0	0.0	1,220.0	0.0	1,220.0		
					OTHER	0.0	0.0	0.0	0.0	0.0		
				TOTAL	0.0	0.0	1,220.0	0.0	1,220.0			
					SOURCE OF FUNDS STP-O	LOCAL	0.0	0.0	244.0	0.0		244.0
						STATE	0.0	0.0	0.0	0.0		0.0
						FEDERAL	0.0	0.0	976.0	0.0		976.0
TOTAL	0.0	0.0	1,220.0	0.0		1,220.0						
	658	REPLACEMENT OF CTH DD BRIDGE OVER SUGAR CREEK IN THE TOWN OF SPRING PRAIRIE (B-64-6)  50099983840-01-70	HP	DETAIL COSTS	PE	104.0	0.0	0.0	0.0	104.0	EXEMPT	
					ROW	0.0	0.0	0.0	0.0	0.0		
					CONST	0.0	0.0	444.4	0.0	444.4		
					OTHER	0.0	0.0	0.0	0.0	0.0		
				TOTAL	104.0	0.0	444.4	0.0	548.4			
					SOURCE OF FUNDS BRF	LOCAL	20.8	0.0	88.9	0.0		109.7
						STATE	0.0	0.0	0.0	0.0		0.0
						FEDERAL	83.2	0.0	355.5	0.0		438.7
TOTAL	104.0	0.0	444.4	0.0		548.4						
	659	REPLACEMENT OF CTH X BRIDGE OVER LITTLE TURTLE CREEK IN THE TOWN OF SHARON (B-64-661)  50099973838-02-70	HP	DETAIL COSTS	PE	110.5	0.0	0.0	0.0	110.5	EXEMPT	
					ROW	0.0	0.0	0.0	0.0	0.0		
					CONST	0.0	0.0	0.0	472.1	472.1		
					OTHER	0.0	0.0	0.0	0.0	0.0		
				TOTAL	110.5	0.0	0.0	472.1	582.6			
					SOURCE OF FUNDS BRF	LOCAL	22.1	0.0	0.0	94.5		116.6
						STATE	0.0	0.0	0.0	0.0		0.0
						FEDERAL	88.4	0.0	0.0	377.6		466.0
TOTAL	110.5	0.0	0.0	472.1		582.6						
	660	REPLACEMENT OF CTH X BRIDGE OVER WSOR IN THE TOWN OF DARIEN (B-64-13)  50099993837-01-70	HP	DETAIL COSTS	PE	182.1	0.0	0.0	0.0	182.1	EXEMPT	
					ROW	0.0	0.0	0.0	0.0	0.0		
					CONST	0.0	0.0	778.0	0.0	778.0		
					OTHER	0.0	0.0	0.0	0.0	0.0		
				TOTAL	182.1	0.0	778.0	0.0	960.1			
					SOURCE OF FUNDS BRF	LOCAL	36.4	0.0	155.6	0.0		192.0
						STATE	0.0	0.0	0.0	0.0		0.0
						FEDERAL	145.7	0.0	622.4	0.0		768.1
TOTAL	182.1	0.0	778.0	0.0		960.1						
	661	ELDERLY/DISABLED TRANSPORTATION SEC 5310 WALWORTH COUNTY VOCATIONAL INDUSTRIES, INC  5000099	TP	DETAIL COSTS	PE	0.0	0.0	0.0	0.0	0.0	EXEMPT	
					ROW	0.0	0.0	0.0	0.0	0.0		
					CONST	0.0	0.0	0.0	0.0	0.0		
					OTHER	291.1	305.6	320.9	336.9	1,254.5		
				TOTAL	291.1	305.6	320.9	336.9	1,254.5			
					SOURCE OF FUNDS FTA 5310	LOCAL	58.2	61.1	64.2	67.4		250.9
						STATE	0.0	0.0	0.0	0.0		0.0
						FEDERAL	232.9	244.5	256.7	269.5		1,003.6
TOTAL	291.1	305.6	320.9	336.9		1,254.5						
	662	ELDERLY/DISABLED TRANSPORTATION SEC 5310 CAPITAL ASSISTANCE PROGRAM WALWORTH CO AND/OR VARIOUS WALWORTH CO PRIVATE/NON-PRIVATE ORGANIZATIONS  5000000	TP	DETAIL COSTS	PE	0.0	0.0	0.0	0.0	0.0	EXEMPT	
					ROW	0.0	0.0	0.0	0.0	0.0		
					CONST	0.0	0.0	0.0	0.0	0.0		
					OTHER	222.3	233.4	245.1	257.3	958.1		
				TOTAL	222.3	233.4	245.1	257.3	958.1			
					SOURCE OF FUNDS FTA 5310	LOCAL	44.5	46.7	49.0	51.5		191.7
						STATE	0.0	0.0	0.0	0.0		0.0
						FEDERAL	177.8	186.7	196.1	205.8		766.4
TOTAL	222.3	233.4	245.1	257.3		958.1						
	663	PROVISION OF COUNTYWIDE SPECIALIZED DEMAND-RESPONSIVE TRANSPORTATION SERVICES FOR ELDERLY & DISABLED PEOPLE IN WALWORTH COUNTY (SEC 85.21)  5000001	TP	DETAIL COSTS	PE	0.0	0.0	0.0	0.0	0.0	EXEMPT	
					ROW	0.0	0.0	0.0	0.0	0.0		
					CONST	0.0	0.0	0.0	0.0	0.0		
					OTHER	239.9	251.9	264.5	277.7	1,034.0		
				TOTAL	239.9	251.9	264.5	277.7	1,034.0			
					SOURCE OF FUNDS	LOCAL	40.0	42.0	44.1	46.3		172.4
						STATE	199.9	209.9	220.4	231.4		861.6
						FEDERAL	0.0	0.0	0.0	0.0		0.0
TOTAL	239.9	251.9	264.5	277.7		1,034.0						

**TRANSPORTATION IMPROVEMENT PROGRAM FOR THE KENOSHA, RACINE, WALWORTH TRANSPORTATION  
MANAGEMENT AREA -- WALWORTH COUNTY 2009-2012**

PROJECT SPONSOR	PROJECT			ESTIMATED COSTS (\$1,000)							AIR QUAL STAT
	NO	DESCRIPTION / STATE ID	TYPE			2009	2010	2011	2012	Total	
WALWORTH COUNTY	664  (678)	ELDERLY/DISABLED TRANSPORTATION SEC 5310 VIP SERVICES - ELKHORN   5000006	TP	DETAIL COSTS	PE	0.0	0.0	0.0	0.0	0.0	EXEMPT
					ROW	0.0	0.0	0.0	0.0	0.0	
					CONST	0.0	0.0	0.0	0.0	0.0	
					OTHER	30.0	30.0	30.0	30.0	120.0	
				TOTAL	30.0	30.0	30.0	30.0	120.0		
				SOURCE OF FUNDS FTA 5310	LOCAL	6.0	6.0	6.0	6.0	24.0	
STATE	0.0	0.0	0.0		0.0	0.0					
FEDERAL	24.0	24.0	24.0		24.0	96.0					
TOTAL	30.0	30.0	30.0		30.0	120.0					
	665  (678)	ELDERLY/DISABLED TRANSPORTATION SEC. 5310 - VIP INDUSTRIES 2 ACCESSIBLE MINI- BUSSES  5009996	TP	DETAIL COSTS	PE	0.0	0.0	0.0	0.0	0.0	EXEMPT
					ROW	0.0	0.0	0.0	0.0	0.0	
					CONST	0.0	0.0	0.0	0.0	0.0	
					OTHER	88.1	0.0	0.0	0.0	88.1	
				TOTAL	88.1	0.0	0.0	0.0	88.1		
				SOURCE OF FUNDS FTA 5310	LOCAL	17.6	0.0	0.0	0.0	17.6	
STATE	0.0	0.0	0.0		0.0	0.0					
FEDERAL	70.5	0.0	0.0		0.0	70.5					
TOTAL	88.1	0.0	0.0		0.0	88.1					
GENEVA (TOWN)	666  (744)	REPLACEMENT OF PARK DR BRIDGE OVER LADD CREEK IN THE TOWN OF GENEVA (P-64-0910)  5119999 3845-05-70	OH	DETAIL COSTS	PE	25.4	0.0	0.0	0.0	25.4	EXEMPT
					ROW	0.0	0.0	0.0	0.0	0.0	
					CONST	0.0	0.0	0.0	100.8	100.8	
					OTHER	0.0	0.0	0.0	0.0	0.0	
				TOTAL	25.4	0.0	0.0	100.8	126.2		
				SOURCE OF FUNDS BRF	LOCAL	5.1	0.0	0.0	20.2	25.3	
STATE	0.0	0.0	0.0		0.0	0.0					
FEDERAL	20.3	0.0	0.0		80.6	100.9					
TOTAL	25.4	0.0	0.0		100.8	126.2					
LINN (TOWN)	667  (745)	REPLACEMENT OF MOHAWK RD BRIDGE OVER THE EAST CROSSING OF NIPPERSINK CREEK (P-64-904)  5169999 3846-02-70	OH	DETAIL COSTS	PE	42.0	0.0	0.0	0.0	42.0	EXEMPT
					ROW	0.0	0.0	0.0	0.0	0.0	
					CONST	0.0	172.2	0.0	0.0	172.2	
					OTHER	0.0	0.0	0.0	0.0	0.0	
				TOTAL	42.0	172.2	0.0	0.0	214.2		
				SOURCE OF FUNDS BRF	LOCAL	8.4	34.4	0.0	0.0	42.8	
STATE	0.0	0.0	0.0		0.0	0.0					
FEDERAL	33.6	137.8	0.0		0.0	171.4					
TOTAL	42.0	172.2	0.0		0.0	214.2					
LYONS (TOWN)	668  (746)	REPLACEMENT OF SPRING VALLEY RD BRIDGE OVER SAND CREEK IN THE TOWN OF LYONS (P-64-920)  5179999 3849-02-70	OH	DETAIL COSTS	PE	58.0	0.0	0.0	0.0	58.0	EXEMPT
					ROW	0.0	0.0	0.0	0.0	0.0	
					CONST	0.0	0.0	0.0	248.0	248.0	
					OTHER	0.0	0.0	0.0	0.0	0.0	
				TOTAL	58.0	0.0	0.0	248.0	306.0		
				SOURCE OF FUNDS BRF	LOCAL	11.6	0.0	0.0	49.6	61.2	
STATE	0.0	0.0	0.0		0.0	0.0					
FEDERAL	46.4	0.0	0.0		198.4	244.8					
TOTAL	58.0	0.0	0.0		248.0	306.0					
WHITEWATER (CITY) (PART)	669  (683)	OPERATING ASSISTANCE FOR THE CITY OF WHITEWATER TAXI BASED TRANSIT SYSTEM (SEC 85.20 & 5311)  5260005	TP	DETAIL COSTS	PE	0.0	0.0	0.0	0.0	0.0	EXEMPT
					ROW	0.0	0.0	0.0	0.0	0.0	
					CONST	0.0	0.0	0.0	0.0	0.0	
					OTHER	214.5	220.9	230.8	241.2	907.4	
				TOTAL	214.5	220.9	230.8	241.2	907.4		
				SOURCE OF FUNDS FTA 5311	LOCAL	26.8	27.6	28.9	30.1	113.4	
STATE	70.8	72.9	76.2		79.6	299.5					
FEDERAL	116.9	120.4	125.7		131.5	494.5					
TOTAL	214.5	220.9	230.8		241.2	907.4					
	670	INTERSECTION IMPROVEMENTS AT THE INTERSECTION OF MAIN ST AND WHITON ST IN THE CITY OF WHITEWATER  5269999	HS	DETAIL COSTS	PE	0.0	22.0	0.0	0.0	22.0	EXEMPT
					ROW	0.0	0.0	0.0	0.0	0.0	
					CONST	0.0	116.4	0.0	0.0	116.4	
					OTHER	0.0	0.0	0.0	0.0	0.0	
				TOTAL	0.0	138.4	0.0	0.0	138.4		
				SOURCE OF FUNDS STP-S	LOCAL	0.0	13.8	0.0	0.0	13.8	
STATE	0.0	0.0	0.0		0.0	0.0					
FEDERAL	0.0	124.6	0.0		0.0	124.6					
TOTAL	0.0	138.4	0.0		0.0	138.4					
	671	RESTORATION OF THE HISTORIC TRAIN DEPOT'S INTERIOR AND EXTERIOR FEATURES IN THE CITY OF WHITEWATER.  5260008	EE	DETAIL COSTS	PE	36.8	0.0	0.0	0.0	36.8	EXEMPT
					ROW	0.0	0.0	0.0	0.0	0.0	
					CONST	0.0	362.9	0.0	0.0	362.9	
					OTHER	0.0	0.0	0.0	0.0	0.0	
				TOTAL	36.8	362.9	0.0	0.0	399.7		
				SOURCE OF FUNDS STP-E	LOCAL	7.4	72.5	0.0	0.0	79.9	
STATE	0.0	0.0	0.0		0.0	0.0					
FEDERAL	29.4	290.4	0.0		0.0	319.8					
TOTAL	36.8	362.9	0.0		0.0	399.7					

**TRANSPORTATION IMPROVEMENT PROGRAM FOR THE KENOSHA, RACINE, WALWORTH TRANSPORTATION  
MANAGEMENT AREA -- WALWORTH COUNTY 2009-2012**

PROJECT SPONSOR	PROJECT			ESTIMATED COSTS (\$1,000)							AIR QUAL STAT
	NO	DESCRIPTION / STATE ID	TYPE			2009	2010	2011	2012	Total	
WHITEWATER (CITY) (PART)	672	CONSTRUCTION OF THE WATERS EDGE SOUTH TRAIL FROM SOUTHERN EDGE OF WHITEWATER OVER HWY 12: PHASE II.  5260010	EE	DETAIL COSTS	PE	27.3	0.0	0.0	0.0	27.3	EXEMPT
					ROW	0.0	0.0	0.0	0.0	0.0	
					CONST	0.0	222.7	0.0	0.0	222.7	
					OTHER	0.0	0.0	0.0	0.0	0.0	
				TOTAL	27.3	222.7	0.0	0.0	250.0		
				SOURCE OF FUNDS STP-E	LOCAL	5.5	94.5	0.0	0.0	100.0	
					STATE	0.0	0.0	0.0	0.0	0.0	
FEDERAL	21.8	128.2	0.0		0.0	150.0					
TOTAL	27.3	222.7	0.0	0.0	250.0						
	673	CONSTRUCTION OF MULTI-USE TRAIL FROM THE CITY OF WHITEWATER LIMITS TO WILLIS RAY RD IN THE CITY OF WHITEWATER  5269997	EE	DETAIL COSTS	PE	0.0	0.0	0.0	0.0	0.0	EXEMPT
					ROW	0.0	0.0	0.0	0.0	0.0	
					CONST	188.0	0.0	0.0	0.0	188.0	
					OTHER	0.0	0.0	0.0	0.0	0.0	
				TOTAL	188.0	0.0	0.0	0.0	188.0		
				SOURCE OF FUNDS STP-E	LOCAL	38.0	0.0	0.0	0.0	38.0	
					STATE	0.0	0.0	0.0	0.0	0.0	
FEDERAL	150.0	0.0	0.0		0.0	150.0					
TOTAL	188.0	0.0	0.0	0.0	188.0						
KENOSHA ACHIEVEMENT CENTER, INC.	674	CUSTOMIZED TRANSPORTATION SERVICES FOR WORKFORCE INVESTMENT ACT TRAINING PROGRAMS FOR LOW-INCOME AND HANDICAPPED PERSONS IN WALWORTH COUNTY  1149993	TP	DETAIL COSTS	PE	0.0	0.0	0.0	0.0	0.0	EXEMPT
					ROW	0.0	0.0	0.0	0.0	0.0	
					CONST	0.0	0.0	0.0	0.0	0.0	
					OTHER	16.4	0.0	0.0	0.0	16.4	
				TOTAL	16.4	0.0	0.0	0.0	16.4		
				SOURCE OF FUNDS FTA 5316	LOCAL	8.2	0.0	0.0	0.0	8.2	
					STATE	0.0	0.0	0.0	0.0	0.0	
FEDERAL	8.2	0.0	0.0		0.0	8.2					
TOTAL	16.4	0.0	0.0	0.0	16.4						
	675	JOB JUMP START TRANSPORTATION SERVICES FOR LOW-INCOME AND HANDICAPPED PERSONS IN WALWORTH COUNTY  1149992	TP	DETAIL COSTS	PE	0.0	0.0	0.0	0.0	0.0	EXEMPT
					ROW	0.0	0.0	0.0	0.0	0.0	
					CONST	0.0	0.0	0.0	0.0	0.0	
					OTHER	7.6	0.0	0.0	0.0	7.6	
				TOTAL	7.6	0.0	0.0	0.0	7.6		
				SOURCE OF FUNDS FTA 5316	LOCAL	3.8	0.0	0.0	0.0	3.8	
					STATE	0.0	0.0	0.0	0.0	0.0	
FEDERAL	3.8	0.0	0.0		0.0	3.8					
TOTAL	7.6	0.0	0.0	0.0	7.6						
	676	VEHICLE REPAIR SERVICES FOR LOW-INCOME AND HANDICAPPED PERSONS IN WALWORTH COUNTY  1149991	OH	DETAIL COSTS	PE	0.0	0.0	0.0	0.0	0.0	EXEMPT
					ROW	0.0	0.0	0.0	0.0	0.0	
					CONST	0.0	0.0	0.0	0.0	0.0	
					OTHER	21.6	0.0	0.0	0.0	21.6	
				TOTAL	21.6	0.0	0.0	0.0	21.6		
				SOURCE OF FUNDS FTA 5316	LOCAL	10.8	0.0	0.0	0.0	10.8	
					STATE	0.0	0.0	0.0	0.0	0.0	
FEDERAL	10.8	0.0	0.0		0.0	10.8					
TOTAL	21.6	0.0	0.0	0.0	21.6						

**POTENTIAL PROJECTS UTILIZING FEDERAL AMERICAN RECOVERY AND REINVESTMENT ACT OF 2009 FUNDING:  
KENOSHA COUNTY**

PROJECT SPONSOR	PROJECT			ESTIMATED COSTS (\$1,000)							AIR QUAL STAT
	NO	DESCRIPTION / STATE ID	TYPE			2009	2010	2011	2012	Total	
STATE OF WISCONSIN	677	RESURFACING OF USH 45 FROM STH 50 IN KENOSHA COUNTY TO STH 11 IN RACINE COUNTY	HP	DETAIL COSTS	PE	100.0	0.0	0.0	0.0	100.0	EXEMPT
					ROW	0.0	0.0	0.0	0.0	0.0	
					CONST	2,300.0	0.0	0.0	0.0	2,300.0	
					OTHER	0.0	0.0	0.0	0.0	0.0	
	TOTAL					2,400.0	0.0	0.0	0.0	2,400.0	
	R	8009869		SOURCE OF FUNDS FED REC	LOCAL	0.0	0.0	0.0	0.0	0.0	
					STATE	0.0	0.0	0.0	0.0	0.0	
					FEDERAL	2,400.0	0.0	0.0	0.0	2,400.0	
TOTAL					2,400.0	0.0	0.0	0.0	2,400.0		
	678	RESURFACING OF STH 50 FROM 376TH AVE TO 256TH AVE	HP	DETAIL COSTS	PE	100.0	0.0	0.0	0.0	100.0	EXEMPT
					ROW	0.0	0.0	0.0	0.0	0.0	
					CONST	4,700.0	0.0	0.0	0.0	4,700.0	
					OTHER	0.0	0.0	0.0	0.0	0.0	
	TOTAL					4,800.0	0.0	0.0	0.0	4,800.0	
	R	8009868		SOURCE OF FUNDS FED REC	LOCAL	0.0	0.0	0.0	0.0	0.0	
					STATE	0.0	0.0	0.0	0.0	0.0	
					FEDERAL	4,800.0	0.0	0.0	0.0	4,800.0	
TOTAL					4,800.0	0.0	0.0	0.0	4,800.0		
KENOSHA COUNTY	679	PURCHASE OF A SUPERVISORY VEHICLE (VAN) WITH WHEELCHAIR LIFT FOR KENOSHA COUNTY	TP	DETAIL COSTS	PE	0.0	0.0	0.0	0.0	0.0	EXEMPT
					ROW	0.0	0.0	0.0	0.0	0.0	
					CONST	0.0	0.0	0.0	0.0	0.0	
					OTHER	44.5	0.0	0.0	0.0	44.5	
	TOTAL					44.5	0.0	0.0	0.0	44.5	
	R	1009986		SOURCE OF FUNDS FED REC	LOCAL	0.0	0.0	0.0	0.0	0.0	
					STATE	0.0	0.0	0.0	0.0	0.0	
					FEDERAL	44.5	0.0	0.0	0.0	44.5	
TOTAL					44.5	0.0	0.0	0.0	44.5		
	680	PURCHASE OF 2 MINIBUSES FOR KENOSHA COUNTY	TP	DETAIL COSTS	PE	0.0	0.0	0.0	0.0	0.0	EXEMPT
					ROW	0.0	0.0	0.0	0.0	0.0	
					CONST	0.0	0.0	0.0	0.0	0.0	
					OTHER	74.6	0.0	0.0	0.0	74.6	
	TOTAL					74.6	0.0	0.0	0.0	74.6	
	R	1009985		SOURCE OF FUNDS FED REC	LOCAL	0.0	0.0	0.0	0.0	0.0	
					STATE	0.0	0.0	0.0	0.0	0.0	
					FEDERAL	74.6	0.0	0.0	0.0	74.6	
TOTAL					74.6	0.0	0.0	0.0	74.6		
	681	PURCHASE OF 6 SMALL BUSES FOR KENOSHA COUNTY	TP	DETAIL COSTS	PE	0.0	0.0	0.0	0.0	0.0	EXEMPT
					ROW	0.0	0.0	0.0	0.0	0.0	
					CONST	0.0	0.0	0.0	0.0	0.0	
					OTHER	267.2	0.0	0.0	0.0	267.2	
	TOTAL					267.2	0.0	0.0	0.0	267.2	
	R	1009984		SOURCE OF FUNDS FED REC	LOCAL	0.0	0.0	0.0	0.0	0.0	
					STATE	0.0	0.0	0.0	0.0	0.0	
					FEDERAL	267.2	0.0	0.0	0.0	267.2	
TOTAL					267.2	0.0	0.0	0.0	267.2		
	682	PURCHASE OF 11 MEDIUM BUSES FOR KENOSHA COUNTY	TP	DETAIL COSTS	PE	0.0	0.0	0.0	0.0	0.0	EXEMPT
					ROW	0.0	0.0	0.0	0.0	0.0	
					CONST	0.0	0.0	0.0	0.0	0.0	
					OTHER	509.8	0.0	0.0	0.0	509.8	
	TOTAL					509.8	0.0	0.0	0.0	509.8	
	R	1009978		SOURCE OF FUNDS FED REC	LOCAL	0.0	0.0	0.0	0.0	0.0	
					STATE	0.0	0.0	0.0	0.0	0.0	
					FEDERAL	509.8	0.0	0.0	0.0	509.8	
TOTAL					509.8	0.0	0.0	0.0	509.8		
	683	PURCHASE OF AUTOMATED SCHEDULING SOFTWARE FOR KENOSHA COUNTY	TP	DETAIL COSTS	PE	0.0	0.0	0.0	0.0	0.0	EXEMPT
					ROW	0.0	0.0	0.0	0.0	0.0	
					CONST	0.0	0.0	0.0	0.0	0.0	
					OTHER	100.0	0.0	0.0	0.0	100.0	
	TOTAL					100.0	0.0	0.0	0.0	100.0	
	R	1009982		SOURCE OF FUNDS FED REC	LOCAL	0.0	0.0	0.0	0.0	0.0	
					STATE	0.0	0.0	0.0	0.0	0.0	
					FEDERAL	100.0	0.0	0.0	0.0	100.0	
TOTAL					100.0	0.0	0.0	0.0	100.0		
	684	PURCHASE OF RADIOS, SECURITY CAMERAS, AND GPS UNITS FOR 20 BUSES IN KENOSHA COUNTY	TP	DETAIL COSTS	PE	0.0	0.0	0.0	0.0	0.0	EXEMPT
					ROW	0.0	0.0	0.0	0.0	0.0	
					CONST	0.0	0.0	0.0	0.0	0.0	
					OTHER	43.0	0.0	0.0	0.0	43.0	
	TOTAL					43.0	0.0	0.0	0.0	43.0	
	R	1009981		SOURCE OF FUNDS FED REC	LOCAL	0.0	0.0	0.0	0.0	0.0	
					STATE	0.0	0.0	0.0	0.0	0.0	
					FEDERAL	43.0	0.0	0.0	0.0	43.0	
TOTAL					43.0	0.0	0.0	0.0	43.0		

**POTENTIAL PROJECTS UTILIZING FEDERAL AMERICAN RECOVERY AND REINVESTMENT ACT OF 2009 FUNDING:  
KENOSHA COUNTY**

PROJECT SPONSOR	PROJECT			ESTIMATED COSTS (\$1,000)						AIR QUAL STAT
	NO	DESCRIPTION / STATE ID	TYPE		2009	2010	2011	2012	Total	
KENOSHA COUNTY	685	PURCHASE OF 4 TIRE CRADLE LIFTS FOR KENOSHA COUNTY	TP	DETAIL COSTS	PE	0.0	0.0	0.0	0.0	EXEMPT
					ROW	0.0	0.0	0.0	0.0	
					CONST	0.0	0.0	0.0	0.0	
					OTHER	38.0	0.0	0.0	0.0	
					TOTAL	38.0	0.0	0.0	38.0	
				SOURCE OF FUNDS FED REC	LOCAL	0.0	0.0	0.0	0.0	
					STATE	0.0	0.0	0.0	0.0	
					FEDERAL	38.0	0.0	0.0	38.0	
					TOTAL	38.0	0.0	0.0	38.0	
					TOTAL	38.0	0.0	0.0	38.0	
	686	PROVIDE BUS STOP SHELTERS, TRASH RECEPTACLES, BENCHES, AND CONCRETE PADS AT TWO LOCATIONS IN KENOSHA COUNTY	TP	DETAIL COSTS	PE	0.0	0.0	0.0	0.0	EXEMPT
					ROW	0.0	0.0	0.0	0.0	
					CONST	0.0	0.0	0.0	0.0	
					OTHER	21.0	0.0	0.0	0.0	
					TOTAL	21.0	0.0	0.0	21.0	
				SOURCE OF FUNDS FED REC	LOCAL	0.0	0.0	0.0	0.0	
					STATE	0.0	0.0	0.0	0.0	
					FEDERAL	21.0	0.0	0.0	21.0	
					TOTAL	21.0	0.0	0.0	21.0	
					TOTAL	21.0	0.0	0.0	21.0	
	687	PURCHASE OF 4 WHEELCHAIRS FOR KENOSHA COUNTY	TP	DETAIL COSTS	PE	0.0	0.0	0.0	0.0	EXEMPT
					ROW	0.0	0.0	0.0	0.0	
					CONST	0.0	0.0	0.0	0.0	
					OTHER	2.0	0.0	0.0	0.0	
					TOTAL	2.0	0.0	0.0	2.0	
				SOURCE OF FUNDS FED REC	LOCAL	0.0	0.0	0.0	0.0	
					STATE	0.0	0.0	0.0	0.0	
					FEDERAL	2.0	0.0	0.0	2.0	
					TOTAL	2.0	0.0	0.0	2.0	
					TOTAL	2.0	0.0	0.0	2.0	
KENOSHA (CITY)	688	RESURFACING OF 30TH AVE FROM 80TH ST TO 89TH ST IN THE CITY OF KENOSHA	HP	DETAIL COSTS	PE	0.0	0.0	0.0	0.0	EXEMPT
					ROW	0.0	0.0	0.0	0.0	
					CONST	1,000.0	0.0	0.0	1,000.0	
					OTHER	0.0	0.0	0.0	0.0	
					TOTAL	1,000.0	0.0	0.0	1,000.0	
				SOURCE OF FUNDS FED REC	LOCAL	0.0	0.0	0.0	0.0	
					STATE	0.0	0.0	0.0	0.0	
					FEDERAL	1,000.0	0.0	0.0	1,000.0	
					TOTAL	1,000.0	0.0	0.0	1,000.0	
					TOTAL	1,000.0	0.0	0.0	1,000.0	
	689	RECONSTRUCTION OF 38TH ST BRIDGE OVER THE KILBOURN ROAD DITCH IN THE CITY OF KENOSHA	HP	DETAIL COSTS	PE	0.0	0.0	0.0	0.0	EXEMPT
					ROW	0.0	0.0	0.0	0.0	
					CONST	650.0	0.0	0.0	650.0	
					OTHER	0.0	0.0	0.0	0.0	
					TOTAL	650.0	0.0	0.0	650.0	
				SOURCE OF FUNDS FED REC	LOCAL	0.0	0.0	0.0	0.0	
					STATE	0.0	0.0	0.0	0.0	
					FEDERAL	650.0	0.0	0.0	650.0	
					TOTAL	650.0	0.0	0.0	650.0	
					TOTAL	650.0	0.0	0.0	650.0	
	690	PURCHASE OF A REPLACEMENT VEHICLE FOR A 1990 DODGE CARAVAN FOR THE CITY OF KENOSHA TRANSIT SYSTEM	TP	DETAIL COSTS	PE	0.0	0.0	0.0	0.0	EXEMPT
					ROW	0.0	0.0	0.0	0.0	
					CONST	0.0	0.0	0.0	0.0	
					OTHER	24.0	0.0	0.0	24.0	
					TOTAL	24.0	0.0	0.0	24.0	
				SOURCE OF FUNDS FED REC	LOCAL	0.0	0.0	0.0	0.0	
					STATE	0.0	0.0	0.0	0.0	
					FEDERAL	24.0	0.0	0.0	24.0	
					TOTAL	24.0	0.0	0.0	24.0	
					TOTAL	24.0	0.0	0.0	24.0	
	691	PURCHASE OF A SHOP SERVICE VEHICLE TO REPLACE A 1989 GMC TRUCK FOR THE CITY OF KENOSHA TRANSIT SYSTEM	TP	DETAIL COSTS	PE	0.0	0.0	0.0	0.0	EXEMPT
					ROW	0.0	0.0	0.0	0.0	
					CONST	0.0	0.0	0.0	0.0	
					OTHER	50.0	0.0	0.0	50.0	
					TOTAL	50.0	0.0	0.0	50.0	
				SOURCE OF FUNDS FED REC	LOCAL	0.0	0.0	0.0	0.0	
					STATE	0.0	0.0	0.0	0.0	
					FEDERAL	50.0	0.0	0.0	50.0	
					TOTAL	50.0	0.0	0.0	50.0	
					TOTAL	50.0	0.0	0.0	50.0	
	692	PURCHASE OF 5 35-FT LOW FLOOR REPLACEMENT BUSES AND 10 40-FT LOW FLOOR REPLACEMENT BUSES	TP	DETAIL COSTS	PE	0.0	0.0	0.0	0.0	EXEMPT
					ROW	0.0	0.0	0.0	0.0	
					CONST	0.0	0.0	0.0	0.0	
					OTHER	5,350.0	0.0	0.0	5,350.0	
					TOTAL	5,350.0	0.0	0.0	5,350.0	
				SOURCE OF FUNDS FED REC	LOCAL	0.0	0.0	0.0	0.0	
					STATE	0.0	0.0	0.0	0.0	
					FEDERAL	5,350.0	0.0	0.0	5,350.0	
					TOTAL	5,350.0	0.0	0.0	5,350.0	
					TOTAL	5,350.0	0.0	0.0	5,350.0	



**POTENTIAL PROJECTS UTILIZING FEDERAL AMERICAN RECOVERY AND REINVESTMENT ACT OF 2009 FUNDING:  
KENOSHA COUNTY**

PROJECT SPONSOR	PROJECT			ESTIMATED COSTS (\$1,000)						AIR QUAL STAT
	NO	DESCRIPTION / STATE ID	TYPE		2009	2010	2011	2012	Total	
KENOSHA (CITY)	693	PURCHASE OF A BOBCAT WITH BLADE, PLOW SNOWBLOWER, FORKS AND TRAILER TO REPLACE A 1979 UNIMOG FOR THE CITY OF KENOSHA TRANSIT SYSTEM	TP	DETAIL COSTS	PE	0.0	0.0	0.0	0.0	EXEMPT
					ROW	0.0	0.0	0.0	0.0	
					CONST	0.0	0.0	0.0	0.0	
					OTHER	130.0	0.0	0.0	0.0	
				SOURCE OF FUNDS FED REC	TOTAL	130.0	0.0	0.0	130.0	
					LOCAL	0.0	0.0	0.0	0.0	
					STATE	0.0	0.0	0.0	0.0	
					FEDERAL	130.0	0.0	0.0	130.0	
R	1039985			TOTAL	130.0	0.0	0.0	0.0	130.0	
	694	PURCHASE OF A OPERATIONS AND PLOW TRUCK FOR THE TRANSIT OPERATIONS FOR REPLACE A 1998 TRUCK FOR THE CITY OF KENOSHA TRANSIT SYSTEM	TP	DETAIL COSTS	PE	0.0	0.0	0.0	0.0	EXEMPT
					ROW	0.0	0.0	0.0	0.0	
					CONST	0.0	0.0	0.0	0.0	
					OTHER	58.0	0.0	0.0	0.0	
				SOURCE OF FUNDS FED REC	TOTAL	58.0	0.0	0.0	58.0	
					LOCAL	0.0	0.0	0.0	0.0	
					STATE	0.0	0.0	0.0	0.0	
					FEDERAL	58.0	0.0	0.0	58.0	
R	1039982			TOTAL	58.0	0.0	0.0	0.0	58.0	
	695	INSTALLATION OF ROOF SNOW GAURDS TO THE NEW TRANSIT OPERATIONS AND MAINTENANCE FACILITY FOR THE CITY OF KENOSHA TRANSIT SYSTEM	TP	DETAIL COSTS	PE	0.0	0.0	0.0	0.0	EXEMPT
					ROW	0.0	0.0	0.0	0.0	
					CONST	0.0	0.0	0.0	0.0	
					OTHER	41.0	0.0	0.0	0.0	
				SOURCE OF FUNDS FED REC	TOTAL	41.0	0.0	0.0	41.0	
					LOCAL	0.0	0.0	0.0	0.0	
					STATE	0.0	0.0	0.0	0.0	
					FEDERAL	41.0	0.0	0.0	41.0	
R	1039994			TOTAL	41.0	0.0	0.0	0.0	41.0	
	696	PURCHASE OF FOUR BUS LIFTS FOR THE CITY OF KENOSHA TRANSIT SYSTEM	TP	DETAIL COSTS	PE	0.0	0.0	0.0	0.0	EXEMPT
					ROW	0.0	0.0	0.0	0.0	
					CONST	0.0	0.0	0.0	0.0	
					OTHER	39.2	0.0	0.0	0.0	
				SOURCE OF FUNDS FED REC	TOTAL	39.2	0.0	0.0	39.2	
					LOCAL	0.0	0.0	0.0	0.0	
					STATE	0.0	0.0	0.0	0.0	
					FEDERAL	39.2	0.0	0.0	39.2	
R	1039993			TOTAL	39.2	0.0	0.0	0.0	39.2	
	697	PURCHASE OF 50 NEW STEEL WHEELS FOR THE STREETCAR FLEET FOR THE CITY OF KENOSHA TRANSIT SYSTEM	TP	DETAIL COSTS	PE	0.0	0.0	0.0	0.0	EXEMPT
					ROW	0.0	0.0	0.0	0.0	
					CONST	0.0	0.0	0.0	0.0	
					OTHER	100.0	0.0	0.0	0.0	
				SOURCE OF FUNDS FED REC	TOTAL	100.0	0.0	0.0	100.0	
					LOCAL	0.0	0.0	0.0	0.0	
					STATE	0.0	0.0	0.0	0.0	
					FEDERAL	100.0	0.0	0.0	100.0	
R	1039992			TOTAL	100.0	0.0	0.0	0.0	100.0	
	698	REHABILITATION OF A SEPTA STREETCAR FOR THE CITY OF KENOSHA TRANSIT SYSTEM	TP	DETAIL COSTS	PE	0.0	0.0	0.0	0.0	EXEMPT
					ROW	0.0	0.0	0.0	0.0	
					CONST	0.0	0.0	0.0	0.0	
					OTHER	900.0	0.0	0.0	0.0	
				SOURCE OF FUNDS FED REC	TOTAL	900.0	0.0	0.0	900.0	
					LOCAL	0.0	0.0	0.0	0.0	
					STATE	0.0	0.0	0.0	0.0	
					FEDERAL	900.0	0.0	0.0	900.0	
R	1039991			TOTAL	900.0	0.0	0.0	0.0	900.0	
	699	INSTALLATION OF TRACK SWITCH HEATER CONTROLS ON STREETCAR TRACKS FOR THE CITY OF KENOSHA TRANSIT SYSTEM	TP	DETAIL COSTS	PE	0.0	0.0	0.0	0.0	EXEMPT
					ROW	0.0	0.0	0.0	0.0	
					CONST	0.0	0.0	0.0	0.0	
					OTHER	20.0	0.0	0.0	0.0	
				SOURCE OF FUNDS FED REC	TOTAL	20.0	0.0	0.0	20.0	
					LOCAL	0.0	0.0	0.0	0.0	
					STATE	0.0	0.0	0.0	0.0	
					FEDERAL	20.0	0.0	0.0	20.0	
R	1039990			TOTAL	20.0	0.0	0.0	0.0	20.0	
	700	INSTALLATION OF SECURITY CAMERA SYSTEM ON 35 BUSES FOR THE CITY OF KENOSHA TRANSIT SYSTEM	TP	DETAIL COSTS	PE	0.0	0.0	0.0	0.0	EXEMPT
					ROW	0.0	0.0	0.0	0.0	
					CONST	0.0	0.0	0.0	0.0	
					OTHER	143.5	0.0	0.0	0.0	
				SOURCE OF FUNDS FED REC	TOTAL	143.5	0.0	0.0	143.5	
					LOCAL	0.0	0.0	0.0	0.0	
					STATE	0.0	0.0	0.0	0.0	
					FEDERAL	143.5	0.0	0.0	143.5	
R	1039989			TOTAL	143.5	0.0	0.0	0.0	143.5	

**POTENTIAL PROJECTS UTILIZING FEDERAL AMERICAN RECOVERY AND REINVESTMENT ACT OF 2009 FUNDING:  
KENOSHA COUNTY**

PROJECT SPONSOR	PROJECT			ESTIMATED COSTS (\$1,000)							AIR QUAL STAT
	NO	DESCRIPTION / STATE ID	TYPE			2009	2010	2011	2012	Total	
KENOSHA (CITY)	701	REPLACEMENT OF RADIO SYSTEM ON 23 BUSES FOR THE CITY OF KENOSHA TRANSIT SYSTEM	TP	DETAIL COSTS	PE	0.0	0.0	0.0	0.0	0.0	EXEMPT
					ROW	0.0	0.0	0.0	0.0	0.0	
					CONST	0.0	0.0	0.0	0.0	0.0	
					OTHER	19.8	0.0	0.0	0.0	19.8	
				TOTAL	19.8	0.0	0.0	0.0	19.8		
	R	1039988		SOURCE OF FUNDS FED REC	LOCAL	0.0	0.0	0.0	0.0	0.0	
					STATE	0.0	0.0	0.0	0.0	0.0	
					FEDERAL	19.8	0.0	0.0	0.0	19.8	
					TOTAL	19.8	0.0	0.0	0.0	19.8	
					702	PURCHASE OF A RADIO REPEATER AND INSTALLATION OF A TOWER AT THE NEW TRANSIT OPERATING AND MAINTENANCE FACILITY FOR THE CITY OF KENOSHA TRANSIT SYSTEM	TP	DETAIL COSTS	PE	0.0	
ROW	0.0	0.0	0.0						0.0	0.0	
CONST	0.0	0.0	0.0						0.0	0.0	
OTHER	125.0	0.0	0.0						0.0	125.0	
TOTAL	125.0	0.0	0.0					0.0	125.0		
R	1039987		SOURCE OF FUNDS FED REC		LOCAL	0.0	0.0	0.0	0.0	0.0	
					STATE	0.0	0.0	0.0	0.0	0.0	
					FEDERAL	125.0	0.0	0.0	0.0	125.0	
					TOTAL	125.0	0.0	0.0	0.0	125.0	
					703	INSTALLATION OF A WATER STRIPPER SYSTEM AT THE NEW TRANSIT OPERATIONS AND MAINTENANCE FACILITY FOR THE CITY OF KENOSHA TRANSIT SYSTEM	TP	DETAIL COSTS	PE	0.0	0.0
ROW	0.0	0.0		0.0					0.0	0.0	
CONST	0.0	0.0		0.0					0.0	0.0	
OTHER	50.0	0.0		0.0					0.0	50.0	
TOTAL	50.0	0.0		0.0				0.0	50.0		
R	1039986			SOURCE OF FUNDS FED REC	LOCAL	0.0	0.0	0.0	0.0	0.0	
					STATE	0.0	0.0	0.0	0.0	0.0	
					FEDERAL	50.0	0.0	0.0	0.0	50.0	
					TOTAL	50.0	0.0	0.0	0.0	50.0	

**POTENTIAL PROJECTS UTILIZING FEDERAL AMERICAN RECOVERY AND REINVESTMENT ACT OF 2009 FUNDING:  
MILWAUKEE COUNTY**

PROJECT SPONSOR	PROJECT			ESTIMATED COSTS (\$1,000)							AIR QUAL STAT
	NO	DESCRIPTION / STATE ID	TYPE			2009	2010	2011	2012	Total	
STATE OF WISCONSIN	704	RESURFACING OF STH 38 FROM RYAN ROAD IN THE CITY OF OAK CREEK TO GRANGE AVE IN THE CITY OF MILWAUKEE	HP	DETAIL COSTS	PE	100.0	0.0	0.0	0.0	100.0	EXEMPT
					ROW	0.0	0.0	0.0	0.0	0.0	
					CONST	4,700.0	0.0	0.0	0.0	4,700.0	
					OTHER	0.0	0.0	0.0	0.0	0.0	
	TOTAL					4,800.0	0.0	0.0	0.0	4,800.0	
	R	8009859		SOURCE OF FUNDS FED REC	LOCAL	0.0	0.0	0.0	0.0	0.0	
					STATE	0.0	0.0	0.0	0.0	0.0	
					FEDERAL	4,800.0	0.0	0.0	0.0	4,800.0	
TOTAL					4,800.0	0.0	0.0	0.0	4,800.0		
	705	RECONSTRUCTION WITH ADDITIONAL TRAFFIC LANES OF IH-94 FROM STATE LINE TO MITCHELL INTERCHANGE IN MILWAUKEE, RACINE, AND KENOSHA: ADVANCE CONST OF SEGMENTS OF IH-94 AND INTERCHANGES: 2009	HI	DETAIL COSTS	PE	0.0	0.0	0.0	0.0	0.0	NON-EXEMPT
					ROW	0.0	0.0	0.0	0.0	0.0	
					CONST	116,000.0	0.0	0.0	0.0	116,000.0	
					OTHER	0.0	0.0	0.0	0.0	0.0	
	TOTAL					116,000.0	0.0	0.0	0.0	116,000.0	
	R	8009857		SOURCE OF FUNDS FED REC	LOCAL	0.0	0.0	0.0	0.0	0.0	
					STATE	0.0	0.0	0.0	0.0	0.0	
					FEDERAL	116,000.0	0.0	0.0	0.0	116,000.0	
TOTAL					116,000.0	0.0	0.0	0.0	116,000.0		
MILWAUKEE COUNTY	706	PURCHASE OF 155 40-FOOT REPLACEMENT BUSES FOR THE MILWAUKEE COUNTY TRANSIT SYSTEM	TP	DETAIL COSTS	PE	0.0	0.0	0.0	0.0	0.0	EXEMPT
					ROW	0.0	0.0	0.0	0.0	0.0	
					CONST	0.0	0.0	0.0	0.0	0.0	
					OTHER	62,000.0	0.0	0.0	0.0	62,000.0	
	TOTAL					62,000.0	0.0	0.0	0.0	62,000.0	
	R	4009964		SOURCE OF FUNDS FED REC	LOCAL	0.0	0.0	0.0	0.0	0.0	
					STATE	0.0	0.0	0.0	0.0	0.0	
					FEDERAL	62,000.0	0.0	0.0	0.0	62,000.0	
TOTAL					62,000.0	0.0	0.0	0.0	62,000.0		
	707	PURCHASE OF A VEHICLE ANNUNCIATOR SYSTEM AND PASSENGER INFORMATION SYSTEM FOR THE MILWAUKEE COUNTY TRANSIT SYSTEM	TP	DETAIL COSTS	PE	0.0	0.0	0.0	0.0	0.0	EXEMPT
					ROW	0.0	0.0	0.0	0.0	0.0	
					CONST	0.0	0.0	0.0	0.0	0.0	
					OTHER	2,600.0	0.0	0.0	0.0	2,600.0	
	TOTAL					2,600.0	0.0	0.0	0.0	2,600.0	
	R	4009962		SOURCE OF FUNDS FED REC	LOCAL	0.0	0.0	0.0	0.0	0.0	
					STATE	0.0	0.0	0.0	0.0	0.0	
					FEDERAL	2,600.0	0.0	0.0	0.0	2,600.0	
TOTAL					2,600.0	0.0	0.0	0.0	2,600.0		
	708	PURCHASE OF 10 VANS FOR THE MILWAUKEE COUNTY TRANSIT SYSTEM	TP	DETAIL COSTS	PE	0.0	0.0	0.0	0.0	0.0	EXEMPT
					ROW	0.0	0.0	0.0	0.0	0.0	
					CONST	0.0	0.0	0.0	0.0	0.0	
					OTHER	300.0	0.0	0.0	0.0	300.0	
	TOTAL					300.0	0.0	0.0	0.0	300.0	
	R	4009961		SOURCE OF FUNDS FED REC	LOCAL	0.0	0.0	0.0	0.0	0.0	
					STATE	0.0	0.0	0.0	0.0	0.0	
					FEDERAL	300.0	0.0	0.0	0.0	300.0	
TOTAL					300.0	0.0	0.0	0.0	300.0		
	709	PURCHASE OF VARIOUS BUS PARTS FOR BUS REHABILITATION	TP	DETAIL COSTS	PE	0.0	0.0	0.0	0.0	0.0	EXEMPT
					ROW	0.0	0.0	0.0	0.0	0.0	
					CONST	0.0	0.0	0.0	0.0	0.0	
					OTHER	789.3	0.0	0.0	0.0	789.3	
	TOTAL					789.3	0.0	0.0	0.0	789.3	
	R	4009959		SOURCE OF FUNDS FED REC	LOCAL	0.0	0.0	0.0	0.0	0.0	
					STATE	0.0	0.0	0.0	0.0	0.0	
					FEDERAL	789.3	0.0	0.0	0.0	789.3	
TOTAL					789.3	0.0	0.0	0.0	789.3		
	710	REPLACEMENT OF ROOF AT THE MCTS FOND DU LAC AVENUE GARAGE	TP	DETAIL COSTS	PE	0.0	0.0	0.0	0.0	0.0	EXEMPT
					ROW	0.0	0.0	0.0	0.0	0.0	
					CONST	0.0	0.0	0.0	0.0	0.0	
					OTHER	225.0	0.0	0.0	0.0	225.0	
	TOTAL					225.0	0.0	0.0	0.0	225.0	
	R	4009980		SOURCE OF FUNDS FED REC	LOCAL	0.0	0.0	0.0	0.0	0.0	
					STATE	0.0	0.0	0.0	0.0	0.0	
					FEDERAL	225.0	0.0	0.0	0.0	225.0	
TOTAL					225.0	0.0	0.0	0.0	225.0		
	711	REPLACEMENT OF BUS VACUUM SYSTEM AT THE MCTS FOND DU LAC AVENUE GARAGE	TP	DETAIL COSTS	PE	0.0	0.0	0.0	0.0	0.0	EXEMPT
					ROW	0.0	0.0	0.0	0.0	0.0	
					CONST	0.0	0.0	0.0	0.0	0.0	
					OTHER	600.0	0.0	0.0	0.0	600.0	
	TOTAL					600.0	0.0	0.0	0.0	600.0	
	R	4009979		SOURCE OF FUNDS FED REC	LOCAL	0.0	0.0	0.0	0.0	0.0	
					STATE	0.0	0.0	0.0	0.0	0.0	
					FEDERAL	600.0	0.0	0.0	0.0	600.0	
TOTAL					600.0	0.0	0.0	0.0	600.0		

**POTENTIAL PROJECTS UTILIZING FEDERAL AMERICAN RECOVERY AND REINVESTMENT ACT OF 2009 FUNDING:  
MILWAUKEE COUNTY**

PROJECT SPONSOR	PROJECT			ESTIMATED COSTS (\$1,000)						AIR QUAL STAT
	NO	DESCRIPTION / STATE ID	TYPE		2009	2010	2011	2012	Total	
MILWAUKEE COUNTY	712	REPAIR THE ASPHALT PARKING LOT AT THE FOND DU LAC FACILITY	TP	DETAIL COSTS	PE	0.0	0.0	0.0	0.0	EXEMPT
					ROW	0.0	0.0	0.0	0.0	
					CONST	0.0	0.0	0.0	0.0	
					OTHER	25.0	0.0	0.0	0.0	
				SOURCE OF FUNDS FED REC	TOTAL	25.0	0.0	0.0	25.0	
					LOCAL	0.0	0.0	0.0	0.0	
					STATE	0.0	0.0	0.0	0.0	
					FEDERAL	25.0	0.0	0.0	25.0	
					TOTAL	25.0	0.0	0.0	25.0	
					TOTAL	25.0	0.0	0.0	25.0	
	713	REPLACEMENT OF THE ASPHALT PARKING LOT AT THE MCTS KINNICKINNIC STATION EMPLOYEE PARKING LOT	TP	DETAIL COSTS	PE	0.0	0.0	0.0	0.0	EXEMPT
					ROW	0.0	0.0	0.0	0.0	
					CONST	0.0	0.0	0.0	0.0	
					OTHER	100.0	0.0	0.0	0.0	
				SOURCE OF FUNDS FED REC	TOTAL	100.0	0.0	0.0	100.0	
					LOCAL	0.0	0.0	0.0	0.0	
					STATE	0.0	0.0	0.0	0.0	
					FEDERAL	100.0	0.0	0.0	100.0	
					TOTAL	100.0	0.0	0.0	100.0	
					TOTAL	100.0	0.0	0.0	100.0	
	714	REPAIR, RESTRIPE, AND ADD ADDITIONAL LIGHTING TO THE FOND DU LAC STATION EMPLOYEE PARKING LOT	TP	DETAIL COSTS	PE	0.0	0.0	0.0	0.0	EXEMPT
					ROW	0.0	0.0	0.0	0.0	
					CONST	0.0	0.0	0.0	0.0	
					OTHER	25.0	0.0	0.0	0.0	
				SOURCE OF FUNDS FED REC	TOTAL	25.0	0.0	0.0	25.0	
					LOCAL	0.0	0.0	0.0	0.0	
					STATE	0.0	0.0	0.0	0.0	
					FEDERAL	25.0	0.0	0.0	25.0	
					TOTAL	25.0	0.0	0.0	25.0	
					TOTAL	25.0	0.0	0.0	25.0	
	715	PURCHASE OF OVERHEAD DOOR LOOP APPLICATION	TP	DETAIL COSTS	PE	0.0	0.0	0.0	0.0	EXEMPT
					ROW	0.0	0.0	0.0	0.0	
					CONST	0.0	0.0	0.0	0.0	
					OTHER	375.0	0.0	0.0	0.0	
				SOURCE OF FUNDS FED REC	TOTAL	375.0	0.0	0.0	375.0	
					LOCAL	0.0	0.0	0.0	0.0	
					STATE	0.0	0.0	0.0	0.0	
					FEDERAL	375.0	0.0	0.0	375.0	
					TOTAL	375.0	0.0	0.0	375.0	
					TOTAL	375.0	0.0	0.0	375.0	
	716	REPLACEMENT OF 180 PERSONAL COMPUTERS	TP	DETAIL COSTS	PE	0.0	0.0	0.0	0.0	EXEMPT
					ROW	0.0	0.0	0.0	0.0	
					CONST	0.0	0.0	0.0	0.0	
					OTHER	243.0	0.0	0.0	0.0	
				SOURCE OF FUNDS FED REC	TOTAL	243.0	0.0	0.0	243.0	
					LOCAL	0.0	0.0	0.0	0.0	
					STATE	0.0	0.0	0.0	0.0	
					FEDERAL	243.0	0.0	0.0	243.0	
					TOTAL	243.0	0.0	0.0	243.0	
					TOTAL	243.0	0.0	0.0	243.0	
	717	PURCHASE OF 15 LAPTOPS FOR THE EMERGENCY OPERATIONS CENTER	TP	DETAIL COSTS	PE	0.0	0.0	0.0	0.0	EXEMPT
					ROW	0.0	0.0	0.0	0.0	
					CONST	0.0	0.0	0.0	0.0	
					OTHER	20.3	0.0	0.0	0.0	
				SOURCE OF FUNDS FED REC	TOTAL	20.3	0.0	0.0	20.3	
					LOCAL	0.0	0.0	0.0	0.0	
					STATE	0.0	0.0	0.0	0.0	
					FEDERAL	20.3	0.0	0.0	20.3	
					TOTAL	20.3	0.0	0.0	20.3	
					TOTAL	20.3	0.0	0.0	20.3	
	718	REPLACEMENT OF 2 FILE SERVERS AND CONNECTOR UPGRADES	TP	DETAIL COSTS	PE	0.0	0.0	0.0	0.0	EXEMPT
					ROW	0.0	0.0	0.0	0.0	
					CONST	0.0	0.0	0.0	0.0	
					OTHER	160.0	0.0	0.0	0.0	
				SOURCE OF FUNDS FED REC	TOTAL	160.0	0.0	0.0	160.0	
					LOCAL	0.0	0.0	0.0	0.0	
					STATE	0.0	0.0	0.0	0.0	
					FEDERAL	160.0	0.0	0.0	160.0	
					TOTAL	160.0	0.0	0.0	160.0	
					TOTAL	160.0	0.0	0.0	160.0	
	719	DISASTER RECOVERY PLAN UPGRADE/REVISION	TP	DETAIL COSTS	PE	0.0	0.0	0.0	0.0	EXEMPT
					ROW	0.0	0.0	0.0	0.0	
					CONST	0.0	0.0	0.0	0.0	
					OTHER	100.0	0.0	0.0	0.0	
				SOURCE OF FUNDS FED REC	TOTAL	100.0	0.0	0.0	100.0	
					LOCAL	0.0	0.0	0.0	0.0	
					STATE	0.0	0.0	0.0	0.0	
					FEDERAL	100.0	0.0	0.0	100.0	
					TOTAL	100.0	0.0	0.0	100.0	
					TOTAL	100.0	0.0	0.0	100.0	

**POTENTIAL PROJECTS UTILIZING FEDERAL AMERICAN RECOVERY AND REINVESTMENT ACT OF 2009 FUNDING:  
MILWAUKEE COUNTY**

PROJECT SPONSOR	PROJECT			ESTIMATED COSTS (\$1,000)						AIR QUAL STAT
	NO	DESCRIPTION / STATE ID	TYPE		2009	2010	2011	2012	Total	
MILWAUKEE COUNTY	720	PURCHASE OF HASTUS SOFTWARE UPGRADE	TP	DETAIL COSTS	PE	0.0	0.0	0.0	0.0	EXEMPT
					ROW	0.0	0.0	0.0	0.0	
					CONST	0.0	0.0	0.0	0.0	
					OTHER	500.0	0.0	0.0	0.0	
	R	4009970		TOTAL		500.0	0.0	0.0	500.0	
	721	PURCHASE OF 20 AUTOMATIC PASSENGER COUNTERS	TP	DETAIL COSTS	PE	0.0	0.0	0.0	0.0	EXEMPT
					ROW	0.0	0.0	0.0	0.0	
					CONST	0.0	0.0	0.0	0.0	
					OTHER	150.0	0.0	0.0	0.0	
	R	4009969		TOTAL		150.0	0.0	0.0	150.0	
	722	PURCHASE OF PUBLIC TIMETABLE PROCESS MANAGEMENT AND PUBLISHING SYSTEM	TP	DETAIL COSTS	PE	0.0	0.0	0.0	0.0	EXEMPT
					ROW	0.0	0.0	0.0	0.0	
					CONST	0.0	0.0	0.0	0.0	
					OTHER	100.0	0.0	0.0	0.0	
	R	4009968		TOTAL		100.0	0.0	0.0	100.0	
	723	PURCHASE OF 3 HIGH SPEED COPIERS	TP	DETAIL COSTS	PE	0.0	0.0	0.0	0.0	EXEMPT
					ROW	0.0	0.0	0.0	0.0	
					CONST	0.0	0.0	0.0	0.0	
					OTHER	27.0	0.0	0.0	0.0	
	R	4009967		TOTAL		27.0	0.0	0.0	27.0	
	724	PURCHASE OF 2 LASER CLASS FAX MACHINES	TP	DETAIL COSTS	PE	0.0	0.0	0.0	0.0	EXEMPT
					ROW	0.0	0.0	0.0	0.0	
					CONST	0.0	0.0	0.0	0.0	
					OTHER	6.0	0.0	0.0	0.0	
	R	4009966		TOTAL		6.0	0.0	0.0	6.0	
	725	MISCELLANEOUS FACILITY HARDWARE/SOFTWARE - MAINTENANCE	TP	DETAIL COSTS	PE	0.0	0.0	0.0	0.0	EXEMPT
					ROW	0.0	0.0	0.0	0.0	
					CONST	0.0	0.0	0.0	0.0	
					OTHER	40.0	0.0	0.0	0.0	
	R	4009965		TOTAL		40.0	0.0	0.0	40.0	
	726	REDUCE ADULT CASH FARES TO \$1.75 AND WEEKLY PASS AND 10-TICKET SHEETS TO \$16.00 FOR THE MILWAUKEE COUNTY TRANSIT SYSTEM	TP	DETAIL COSTS	PE	0.0	0.0	0.0	0.0	EXEMPT
					ROW	0.0	0.0	0.0	0.0	
					CONST	0.0	0.0	0.0	0.0	
					OTHER	2,000.0	0.0	0.0	0.0	
	R	4009963		TOTAL		2,000.0	0.0	0.0	2,000.0	
	727  (145)	REPLACEMENT OF FAREBOXES FOR THE MILWAUKEE COUNTY TRANSIT SYSTEM	TP	DETAIL COSTS	PE	50.0	0.0	0.0	50.0	EXEMPT
					ROW	0.0	0.0	0.0	0.0	
					CONST	0.0	0.0	0.0	0.0	
					OTHER	6,950.0	0.0	0.0	6,950.0	
	R	4000114		TOTAL		7,000.0	0.0	0.0	7,000.0	
				SOURCE OF FUNDS FED REC	LOCAL	0.0	0.0	0.0	0.0	
					STATE	0.0	0.0	0.0	0.0	
					FEDERAL	7,000.0	0.0	0.0	7,000.0	
					TOTAL	7,000.0	0.0	0.0	7,000.0	
					LOCAL	0.0	0.0	0.0	0.0	
					STATE	0.0	0.0	0.0	0.0	
					FEDERAL	7,000.0	0.0	0.0	7,000.0	
					TOTAL	7,000.0	0.0	0.0	7,000.0	

**POTENTIAL PROJECTS UTILIZING FEDERAL AMERICAN RECOVERY AND REINVESTMENT ACT OF 2009 FUNDING:  
MILWAUKEE COUNTY**

PROJECT SPONSOR	PROJECT			ESTIMATED COSTS (\$1,000)						AIR QUAL STAT	
	NO	DESCRIPTION / STATE ID	TYPE			2009	2010	2011	2012		Total
MILWAUKEE (CITY)	728	RESURFACING OF S CESAR CHAVEZ DR BETWEEN W GREENFIELD AVE AND W PIERCE STREET IN THE CITY OF MILWAUKEE (0.54 MILES)	HP	DETAIL COSTS	PE	75.0	0.0	0.0	0.0	75.0	EXEMPT
					ROW	0.0	0.0	0.0	0.0	0.0	
					CONST	0.0	675.0	0.0	0.0	675.0	
					OTHER	0.0	0.0	0.0	0.0	0.0	
				TOTAL	75.0	675.0	0.0	0.0	750.0		
	SOURCE OF FUNDS FED REC	LOCAL	0.0	0.0	0.0	0.0	0.0				
STATE		0.0	0.0	0.0	0.0	0.0					
FEDERAL		75.0	675.0	0.0	0.0	750.0					
TOTAL		75.0	675.0	0.0	0.0	750.0					
R	4109972										
	729	REHABILITATION OF THE N SHERMAN BLVD BRIDGE (B-40-079) OVER SILVER SPRING DRIVE IN THE CITY OF MILWAUKEE	HP	DETAIL COSTS	PE	75.0	0.0	0.0	0.0	75.0	EXEMPT
					ROW	0.0	0.0	0.0	0.0	0.0	
					CONST	0.0	600.0	0.0	0.0	600.0	
					OTHER	0.0	0.0	0.0	0.0	0.0	
				TOTAL	75.0	600.0	0.0	0.0	675.0		
	SOURCE OF FUNDS FED REC	LOCAL	0.0	0.0	0.0	0.0	0.0				
STATE		0.0	0.0	0.0	0.0	0.0					
FEDERAL		75.0	600.0	0.0	0.0	675.0					
TOTAL		75.0	600.0	0.0	0.0	675.0					
R	4109978										
	730	CONSRUCTION OF A ROUNDABOUT AT THE INTERSECTION OF W WINNEBAGO ST AND N 8TH ST IN THE CITY OF MILWAUKEE	HP	DETAIL COSTS	PE	50.0	0.0	0.0	0.0	50.0	EXEMPT
					ROW	0.0	0.0	0.0	0.0	0.0	
					CONST	0.0	700.0	0.0	0.0	700.0	
					OTHER	0.0	0.0	0.0	0.0	0.0	
				TOTAL	50.0	700.0	0.0	0.0	750.0		
	SOURCE OF FUNDS FED REC	LOCAL	0.0	0.0	0.0	0.0	0.0				
STATE		0.0	0.0	0.0	0.0	0.0					
FEDERAL		50.0	700.0	0.0	0.0	750.0					
TOTAL		50.0	700.0	0.0	0.0	750.0					
R	4109971										
	731	STREETSCAPE ENHANCEMENTS ON W FOND DU LAC AVE BETWEEN N 51ST ST AND N 68TH ST IN THE CITY OF MILWAUKEE (1.40 MI)	EE	DETAIL COSTS	PE	100.0	0.0	0.0	0.0	100.0	EXEMPT
					ROW	0.0	0.0	0.0	0.0	0.0	
					CONST	0.0	650.0	0.0	0.0	650.0	
					OTHER	0.0	0.0	0.0	0.0	0.0	
				TOTAL	100.0	650.0	0.0	0.0	750.0		
	SOURCE OF FUNDS FED REC	LOCAL	0.0	0.0	0.0	0.0	0.0				
STATE		0.0	0.0	0.0	0.0	0.0					
FEDERAL		100.0	650.0	0.0	0.0	750.0					
TOTAL		100.0	650.0	0.0	0.0	750.0					
R	4109967										
	732	REHABILITATION OF ABANDONED RR BRIDGE OVER E GREENFIELD AVE AND REMOVAL OF RR BRIDGE OVER S KINNICKINNIC AVE WITHIN THE KINNICKINNIC RIVER BICYCLE TRAIL CORRIDOR IN THE CITY OF MILWAUKEE	EE	DETAIL COSTS	PE	50.0	0.0	0.0	0.0	50.0	EXEMPT
					ROW	0.0	0.0	0.0	0.0	0.0	
					CONST	300.0	0.0	0.0	0.0	300.0	
					OTHER	0.0	0.0	0.0	0.0	0.0	
				TOTAL	350.0	0.0	0.0	0.0	350.0		
	SOURCE OF FUNDS FED REC	LOCAL	0.0	0.0	0.0	0.0	0.0				
STATE		0.0	0.0	0.0	0.0	0.0					
FEDERAL		350.0	0.0	0.0	0.0	350.0					
TOTAL		350.0	0.0	0.0	0.0	350.0					
R	4109970										
	733	STREETSCAPE ENHANCEMENTS ON W VLIET ST BETWEEN N 12TH ST AND N 17TH ST IN THE CITY OF MILWAUKEE (0.35 MILES)	EE	DETAIL COSTS	PE	65.0	0.0	0.0	0.0	65.0	EXEMPT
					ROW	0.0	0.0	0.0	0.0	0.0	
					CONST	0.0	435.0	0.0	0.0	435.0	
					OTHER	0.0	0.0	0.0	0.0	0.0	
				TOTAL	65.0	435.0	0.0	0.0	500.0		
	SOURCE OF FUNDS FED REC	LOCAL	0.0	0.0	0.0	0.0	0.0				
STATE		0.0	0.0	0.0	0.0	0.0					
FEDERAL		65.0	435.0	0.0	0.0	500.0					
TOTAL		65.0	435.0	0.0	0.0	500.0					
R	4109968										

**POTENTIAL PROJECTS UTILIZING FEDERAL AMERICAN RECOVERY AND REINVESTMENT ACT OF 2009 FUNDING:  
OZAUKEE COUNTY**

PROJECT SPONSOR	PROJECT			ESTIMATED COSTS (\$1,000)							AIR QUAL STAT
	NO	DESCRIPTION / STATE ID	TYPE			2009	2010	2011	2012	Total	
OZAUKEE COUNTY	734	RECONSTRUCTION OF CTH C FROM CTH CC TO PIONEER RD IN OZAUKEE COUNTY (7.06 MILES)	HP	DETAIL COSTS	PE	25.0	0.0	0.0	0.0	25.0	EXEMPT
					ROW	0.0	0.0	0.0	0.0	0.0	
					CONST	2,500.0	0.0	0.0	0.0	2,500.0	
					OTHER	0.0	0.0	0.0	0.0	0.0	
	TOTAL		2,525.0	0.0	0.0	0.0	2,525.0				
	SOURCE OF FUNDS FED REC	LOCAL	0.0	0.0	0.0	0.0	0.0				
		STATE	0.0	0.0	0.0	0.0	0.0				
		FEDERAL	2,525.0	0.0	0.0	0.0	2,525.0				
TOTAL		2,525.0	0.0	0.0	0.0	2,525.0					
R	2009994										
	735	RECONSTRUCTION OF CTH O FROM CEDAR CREEK RD TO CEDAR SAUK RD IN OZAUKEE COUNTY (2.20 MILES)	HP	DETAIL COSTS	PE	15.0	0.0	0.0	0.0	15.0	EXEMPT
					ROW	0.0	0.0	0.0	0.0	0.0	
					CONST	780.0	0.0	0.0	0.0	780.0	
					OTHER	0.0	0.0	0.0	0.0	0.0	
	TOTAL		795.0	0.0	0.0	0.0	795.0				
	SOURCE OF FUNDS FED REC	LOCAL	0.0	0.0	0.0	0.0	0.0				
		STATE	0.0	0.0	0.0	0.0	0.0				
		FEDERAL	795.0	0.0	0.0	0.0	795.0				
TOTAL		795.0	0.0	0.0	0.0	795.0					
R	2009993										
	736	MOBILE COMPUTERS FOR SHARED-RIDE PROGRAM FOR OZAUKEE COUNTY TRANSIT SERVICES	TP	DETAIL COSTS	PE	0.0	0.0	0.0	0.0	0.0	EXEMPT
					ROW	0.0	0.0	0.0	0.0	0.0	
					CONST	0.0	0.0	0.0	0.0	0.0	
					OTHER	162.5	0.0	0.0	0.0	162.5	
	TOTAL		162.5	0.0	0.0	0.0	162.5				
	SOURCE OF FUNDS FED REC	LOCAL	0.0	0.0	0.0	0.0	0.0				
		STATE	0.0	0.0	0.0	0.0	0.0				
		FEDERAL	162.5	0.0	0.0	0.0	162.5				
TOTAL		162.5	0.0	0.0	0.0	162.5					
R	2009997										
	737	BIKE RACKS INSTALLED ON 5 COMMUTER BUSES FOR OZAUKEE COUNTY TRANSIT SERVICES	TP	DETAIL COSTS	PE	0.0	0.0	0.0	0.0	0.0	EXEMPT
					ROW	0.0	0.0	0.0	0.0	0.0	
					CONST	0.0	0.0	0.0	0.0	0.0	
					OTHER	10.0	0.0	0.0	0.0	10.0	
	TOTAL		10.0	0.0	0.0	0.0	10.0				
	SOURCE OF FUNDS FED REC	LOCAL	0.0	0.0	0.0	0.0	0.0				
		STATE	0.0	0.0	0.0	0.0	0.0				
		FEDERAL	10.0	0.0	0.0	0.0	10.0				
TOTAL		10.0	0.0	0.0	0.0	10.0					
R	2009996										
	738	PURCHASE OF BIKE RACKS FOR PARK AND RIDE LOTS FOR OZAUKEE COUNTY TRANSIT SERVICES	TP	DETAIL COSTS	PE	0.0	0.0	0.0	0.0	0.0	EXEMPT
					ROW	0.0	0.0	0.0	0.0	0.0	
					CONST	0.0	0.0	0.0	0.0	0.0	
					OTHER	10.0	0.0	0.0	0.0	10.0	
	TOTAL		10.0	0.0	0.0	0.0	10.0				
	SOURCE OF FUNDS FED REC	LOCAL	0.0	0.0	0.0	0.0	0.0				
		STATE	0.0	0.0	0.0	0.0	0.0				
		FEDERAL	10.0	0.0	0.0	0.0	10.0				
TOTAL		10.0	0.0	0.0	0.0	10.0					
R	2009995										
MEQUON (CITY)	739	RESURFACING OF DONGES BAY RD FROM GRASSLYNN RD TO PORT WASHINGTON RD IN THE CITY OF MEQUON (0.5 MILES)	HP	DETAIL COSTS	PE	0.0	0.0	0.0	0.0	0.0	EXEMPT
					ROW	0.0	0.0	0.0	0.0	0.0	
					CONST	302.5	0.0	0.0	0.0	302.5	
					OTHER	0.0	0.0	0.0	0.0	0.0	
	TOTAL		302.5	0.0	0.0	0.0	302.5				
	SOURCE OF FUNDS FED REC	LOCAL	0.0	0.0	0.0	0.0	0.0				
		STATE	0.0	0.0	0.0	0.0	0.0				
		FEDERAL	302.5	0.0	0.0	0.0	302.5				
TOTAL		302.5	0.0	0.0	0.0	302.5					
R	2099998										
	740	RESURFACING OF HIGHLAND RD FROM GREEN BAY RD TO PORT WASHINGTON RD IN THE CITY OF MEQUON (3.0 MILES)	HP	DETAIL COSTS	PE	0.0	0.0	0.0	0.0	0.0	EXEMPT
					ROW	0.0	0.0	0.0	0.0	0.0	
					CONST	1,200.0	0.0	0.0	0.0	1,200.0	
					OTHER	0.0	0.0	0.0	0.0	0.0	
	TOTAL		1,200.0	0.0	0.0	0.0	1,200.0				
	SOURCE OF FUNDS FED REC	LOCAL	0.0	0.0	0.0	0.0	0.0				
		STATE	0.0	0.0	0.0	0.0	0.0				
		FEDERAL	1,200.0	0.0	0.0	0.0	1,200.0				
TOTAL		1,200.0	0.0	0.0	0.0	1,200.0					
R	2099999										

**POTENTIAL PROJECTS UTILIZING FEDERAL AMERICAN RECOVERY AND REINVESTMENT ACT OF 2009 FUNDING:  
RACINE COUNTY**

PROJECT SPONSOR	PROJECT			ESTIMATED COSTS (\$1,000)							AIR QUAL STAT
	NO	DESCRIPTION / STATE ID	TYPE			2009	2010	2011	2012	Total	
STATE OF WISCONSIN	741	RESURFACING OF STH 11 FROM WALMART DRIVE IN THE VILLAGE OF MOUNT PLEASANT TO KENTUCKY AVENUE IN THE CITY OF RACINE	HP	DETAIL COSTS	PE	100.0	0.0	0.0	0.0	100.0	EXEMPT
					ROW	0.0	0.0	0.0	0.0	0.0	
					CONST	1,100.0	0.0	0.0	0.0	1,100.0	
					OTHER	0.0	0.0	0.0	0.0	0.0	
				TOTAL		1,200.0	0.0	0.0	0.0	1,200.0	
				SOURCE OF FUNDS FED REC	LOCAL	0.0	0.0	0.0	0.0	0.0	
STATE	0.0	0.0	0.0		0.0	0.0					
R	8009870			FEDERAL	1,200.0	0.0	0.0	0.0	1,200.0		
				TOTAL		1,200.0	0.0	0.0	0.0		
RACINE (CITY)	742	PURCHASE OF 3 HYBRID REPLACEMENT BUSES FOR THE CITY OF RACINE TRANSIT SYSTEM	TP	DETAIL COSTS	PE	0.0	0.0	0.0	0.0	0.0	EXEMPT
					ROW	0.0	0.0	0.0	0.0	0.0	
					CONST	0.0	0.0	0.0	0.0	0.0	
					OTHER	780.0	0.0	0.0	0.0	780.0	
				TOTAL		780.0	0.0	0.0	0.0	780.0	
				SOURCE OF FUNDS FED REC	LOCAL	0.0	0.0	0.0	0.0	0.0	
STATE	0.0	0.0	0.0		0.0	0.0					
R	3109979			FEDERAL	780.0	0.0	0.0	0.0	780.0		
				TOTAL		780.0	0.0	0.0	0.0		
	743	PURCHASE OF 2 NEW HYBRID BUSES FOR THE CITY OF RACINE TRANSIT SYSTEM	TP	DETAIL COSTS	PE	0.0	0.0	0.0	0.0	0.0	EXEMPT
					ROW	0.0	0.0	0.0	0.0	0.0	
					CONST	0.0	0.0	0.0	0.0	0.0	
					OTHER	520.0	0.0	0.0	0.0	520.0	
				TOTAL		520.0	0.0	0.0	0.0	520.0	
				SOURCE OF FUNDS FED REC	LOCAL	0.0	0.0	0.0	0.0	0.0	
STATE	0.0	0.0	0.0		0.0	0.0					
R	3109978			FEDERAL	520.0	0.0	0.0	0.0	520.0		
				TOTAL		520.0	0.0	0.0	0.0		
	744	PURCHASE OF 35 GFI CARD READERS FOR THE CITY OF RACINE TRANSIT SYSTEM	TP	DETAIL COSTS	PE	0.0	0.0	0.0	0.0	0.0	EXEMPT
					ROW	0.0	0.0	0.0	0.0	0.0	
					CONST	0.0	0.0	0.0	0.0	0.0	
					OTHER	140.0	0.0	0.0	0.0	140.0	
				TOTAL		140.0	0.0	0.0	0.0	140.0	
				SOURCE OF FUNDS FED REC	LOCAL	0.0	0.0	0.0	0.0	0.0	
STATE	0.0	0.0	0.0		0.0	0.0					
R	3109992			FEDERAL	140.0	0.0	0.0	0.0	140.0		
				TOTAL		140.0	0.0	0.0	0.0		
	745	PURCHASE OF A GFI PROBE UNIT FOR THE CITY OF RACINE TRANSIT SYSTEM	TP	DETAIL COSTS	PE	0.0	0.0	0.0	0.0	0.0	EXEMPT
					ROW	0.0	0.0	0.0	0.0	0.0	
					CONST	0.0	0.0	0.0	0.0	0.0	
					OTHER	45.0	0.0	0.0	0.0	45.0	
				TOTAL		45.0	0.0	0.0	0.0	45.0	
				SOURCE OF FUNDS FED REC	LOCAL	0.0	0.0	0.0	0.0	0.0	
STATE	0.0	0.0	0.0		0.0	0.0					
R	3109991			FEDERAL	45.0	0.0	0.0	0.0	45.0		
				TOTAL		45.0	0.0	0.0	0.0		
	746	PURCHASE OF A PLOW TRUCK FOR THE CITY OF RACINE TRANSIT SYSTEM	TP	DETAIL COSTS	PE	0.0	0.0	0.0	0.0	0.0	EXEMPT
					ROW	0.0	0.0	0.0	0.0	0.0	
					CONST	0.0	0.0	0.0	0.0	0.0	
					OTHER	50.0	0.0	0.0	0.0	50.0	
				TOTAL		50.0	0.0	0.0	0.0	50.0	
				SOURCE OF FUNDS FED REC	LOCAL	0.0	0.0	0.0	0.0	0.0	
STATE	0.0	0.0	0.0		0.0	0.0					
R	3109980			FEDERAL	50.0	0.0	0.0	0.0	50.0		
				TOTAL		50.0	0.0	0.0	0.0		
	747	UPGRADE OF CONTINENTAL TRANSIT MASTER SOFTWARE FOR THE CITY OF RACINE TRANSIT SYSTEM	TP	DETAIL COSTS	PE	0.0	0.0	0.0	0.0	0.0	EXEMPT
					ROW	0.0	0.0	0.0	0.0	0.0	
					CONST	0.0	0.0	0.0	0.0	0.0	
					OTHER	90.0	0.0	0.0	0.0	90.0	
				TOTAL		90.0	0.0	0.0	0.0	90.0	
				SOURCE OF FUNDS FED REC	LOCAL	0.0	0.0	0.0	0.0	0.0	
STATE	0.0	0.0	0.0		0.0	0.0					
R	3109990			FEDERAL	90.0	0.0	0.0	0.0	90.0		
				TOTAL		90.0	0.0	0.0	0.0		
	748	PURCHASE OF MAINTENANCE AREA VACUUM SYSTEM FOR THE CITY OF RACINE TRANSIT SYSTEM	TP	DETAIL COSTS	PE	0.0	0.0	0.0	0.0	0.0	EXEMPT
					ROW	0.0	0.0	0.0	0.0	0.0	
					CONST	0.0	0.0	0.0	0.0	0.0	
					OTHER	85.0	0.0	0.0	0.0	85.0	
				TOTAL		85.0	0.0	0.0	0.0	85.0	
				SOURCE OF FUNDS FED REC	LOCAL	0.0	0.0	0.0	0.0	0.0	
STATE	0.0	0.0	0.0		0.0	0.0					
R	3109989			FEDERAL	85.0	0.0	0.0	0.0	85.0		
				TOTAL		85.0	0.0	0.0	0.0		



**POTENTIAL PROJECTS UTILIZING FEDERAL AMERICAN RECOVERY AND REINVESTMENT ACT OF 2009 FUNDING:  
RACINE COUNTY**

PROJECT SPONSOR	PROJECT			ESTIMATED COSTS (\$1,000)						AIR QUAL STAT
	NO	DESCRIPTION / STATE ID	TYPE		2009	2010	2011	2012	Total	
RACINE (CITY)	749	PURCHASE OF SCHEDULING SOFTWARE FOR THE CITY OF RACINE TRANSIT SYSTEM	TP	DETAIL COSTS	PE	0.0	0.0	0.0	0.0	EXEMPT
					ROW	0.0	0.0	0.0	0.0	
					CONST	0.0	0.0	0.0	0.0	
					OTHER	150.0	0.0	0.0	0.0	
					TOTAL	150.0	0.0	0.0	150.0	
				SOURCE OF FUNDS FED REC	LOCAL	0.0	0.0	0.0	0.0	
					STATE	0.0	0.0	0.0	0.0	
					FEDERAL	150.0	0.0	0.0	150.0	
					TOTAL	150.0	0.0	0.0	150.0	
					TOTAL	150.0	0.0	0.0	150.0	
	750	PURCHASE OF 5 DESTINATION SIGNS FOR TRANSIT CENTER FOR THE CITY OF RACINE TRANSIT SYSTEM	TP	DETAIL COSTS	PE	0.0	0.0	0.0	0.0	EXEMPT
					ROW	0.0	0.0	0.0	0.0	
					CONST	0.0	0.0	0.0	0.0	
					OTHER	75.0	0.0	0.0	0.0	
					TOTAL	75.0	0.0	0.0	75.0	
				SOURCE OF FUNDS FED REC	LOCAL	0.0	0.0	0.0	0.0	
					STATE	0.0	0.0	0.0	0.0	
					FEDERAL	75.0	0.0	0.0	75.0	
					TOTAL	75.0	0.0	0.0	75.0	
					TOTAL	75.0	0.0	0.0	75.0	
	751	PURCHASE OF 35 EVENT DRIVEN VIDEO CAMERAS FOR THE CITY OF RACINE TRANSIT SYSTEM	TP	DETAIL COSTS	PE	0.0	0.0	0.0	0.0	EXEMPT
					ROW	0.0	0.0	0.0	0.0	
					CONST	0.0	0.0	0.0	0.0	
					OTHER	350.0	0.0	0.0	0.0	
					TOTAL	350.0	0.0	0.0	350.0	
				SOURCE OF FUNDS FED REC	LOCAL	0.0	0.0	0.0	0.0	
					STATE	0.0	0.0	0.0	0.0	
					FEDERAL	350.0	0.0	0.0	350.0	
					TOTAL	350.0	0.0	0.0	350.0	
					TOTAL	350.0	0.0	0.0	350.0	
	752	PURCHASE OF 5 AUTOMATIC GARAGE DOOR OPENERS FOR THE CITY OF RACINE TRANSIT SYSTEM	TP	DETAIL COSTS	PE	0.0	0.0	0.0	0.0	EXEMPT
					ROW	0.0	0.0	0.0	0.0	
					CONST	0.0	0.0	0.0	0.0	
					OTHER	25.0	0.0	0.0	0.0	
					TOTAL	25.0	0.0	0.0	25.0	
				SOURCE OF FUNDS FED REC	LOCAL	0.0	0.0	0.0	0.0	
					STATE	0.0	0.0	0.0	0.0	
					FEDERAL	25.0	0.0	0.0	25.0	
					TOTAL	25.0	0.0	0.0	25.0	
					TOTAL	25.0	0.0	0.0	25.0	
	753	PURCHASE OF TICKET/PASS VENDING MACHINE FOR THE CITY OF RACINE TRANSIT SYSTEM	TP	DETAIL COSTS	PE	0.0	0.0	0.0	0.0	EXEMPT
					ROW	0.0	0.0	0.0	0.0	
					CONST	0.0	0.0	0.0	0.0	
					OTHER	50.0	0.0	0.0	0.0	
					TOTAL	50.0	0.0	0.0	50.0	
				SOURCE OF FUNDS FED REC	LOCAL	0.0	0.0	0.0	0.0	
					STATE	0.0	0.0	0.0	0.0	
					FEDERAL	50.0	0.0	0.0	50.0	
					TOTAL	50.0	0.0	0.0	50.0	
					TOTAL	50.0	0.0	0.0	50.0	
	754	PURCHASE OF 3 MOBILITY AIDS OF VARIOUS DESIGN/TRAINING AIDS FOR THE CITY OF RACINE TRANSIT SYSTEM	TP	DETAIL COSTS	PE	0.0	0.0	0.0	0.0	EXEMPT
					ROW	0.0	0.0	0.0	0.0	
					CONST	0.0	0.0	0.0	0.0	
					OTHER	3.0	0.0	0.0	0.0	
					TOTAL	3.0	0.0	0.0	3.0	
				SOURCE OF FUNDS FED REC	LOCAL	0.0	0.0	0.0	0.0	
					STATE	0.0	0.0	0.0	0.0	
					FEDERAL	3.0	0.0	0.0	3.0	
					TOTAL	3.0	0.0	0.0	3.0	
					TOTAL	3.0	0.0	0.0	3.0	
	755	PURCHASE OF A CASH COUNTING EQUIPMENT FOR THE CITY OF RACINE TRANSIT SYSTEM	TP	DETAIL COSTS	PE	0.0	0.0	0.0	0.0	EXEMPT
					ROW	0.0	0.0	0.0	0.0	
					CONST	0.0	0.0	0.0	0.0	
					OTHER	10.0	0.0	0.0	0.0	
					TOTAL	10.0	0.0	0.0	10.0	
				SOURCE OF FUNDS FED REC	LOCAL	0.0	0.0	0.0	0.0	
					STATE	0.0	0.0	0.0	0.0	
					FEDERAL	10.0	0.0	0.0	10.0	
					TOTAL	10.0	0.0	0.0	10.0	
					TOTAL	10.0	0.0	0.0	10.0	
	756	CONSTRUCTION OF A NEW MAINTENANCE FACILITY FOR THE CITY OF RACINE TRANSIT SYSTEM	TP	DETAIL COSTS	PE	0.0	0.0	0.0	0.0	EXEMPT
					ROW	0.0	0.0	0.0	0.0	
					CONST	0.0	0.0	0.0	0.0	
					OTHER	2,000.0	0.0	0.0	0.0	
					TOTAL	2,000.0	0.0	0.0	2,000.0	
				SOURCE OF FUNDS FED REC	LOCAL	0.0	0.0	0.0	0.0	
					STATE	0.0	0.0	0.0	0.0	
					FEDERAL	2,000.0	0.0	0.0	2,000.0	
					TOTAL	2,000.0	0.0	0.0	2,000.0	
					TOTAL	2,000.0	0.0	0.0	2,000.0	

**POTENTIAL PROJECTS UTILIZING FEDERAL AMERICAN RECOVERY AND REINVESTMENT ACT OF 2009 FUNDING:  
RACINE COUNTY**

PROJECT SPONSOR	PROJECT			ESTIMATED COSTS (\$1,000)						AIR QUAL STAT
	NO	DESCRIPTION / STATE ID	TYPE		2009	2010	2011	2012	Total	
RACINE (CITY)	757	LED LIGHT CONVERSION FOR TRANSIT CENTER FOR THE CITY OF RACINE TRANSIT SYSTEM	TP	DETAIL COSTS	PE	0.0	0.0	0.0	0.0	EXEMPT
					ROW	0.0	0.0	0.0	0.0	
					CONST	0.0	0.0	0.0	0.0	
					OTHER	37.1	0.0	0.0	0.0	
					TOTAL	37.1	0.0	0.0	0.0	
				SOURCE OF FUNDS FED REC	LOCAL	0.0	0.0	0.0	0.0	
					STATE	0.0	0.0	0.0	0.0	
					FEDERAL	37.1	0.0	0.0	0.0	
					TOTAL	37.1	0.0	0.0	0.0	
		R 3109977			TOTAL	37.1	0.0	0.0	0.0	
	758	RECONSTRUCTION OF THE WEST PLATFORM FOR THE CITY OF RACINE TRANSIT SYSTEM	TP	DETAIL COSTS	PE	0.0	0.0	0.0	0.0	EXEMPT
					ROW	0.0	0.0	0.0	0.0	
					CONST	0.0	0.0	0.0	0.0	
					OTHER	550.0	0.0	0.0	0.0	
					TOTAL	550.0	0.0	0.0	0.0	
				SOURCE OF FUNDS FED REC	LOCAL	0.0	0.0	0.0	0.0	
					STATE	0.0	0.0	0.0	0.0	
					FEDERAL	550.0	0.0	0.0	0.0	
					TOTAL	550.0	0.0	0.0	0.0	
		R 3109976			TOTAL	550.0	0.0	0.0	0.0	
(632)	759	PURCHASE OF FOUR (4) BUSES TO REPLACE TWO 1976 GMC BUSES AND TWO 1997 NOVABUSES FOR THE CITY OF RACINE TRANSIT SYSTEM	TP	DETAIL COSTS	PE	0.0	0.0	0.0	0.0	EXEMPT
					ROW	0.0	0.0	0.0	0.0	
					CONST	0.0	0.0	0.0	0.0	
					OTHER	1,110.0	0.0	0.0	0.0	
					TOTAL	1,110.0	0.0	0.0	0.0	
				SOURCE OF FUNDS FED REC	LOCAL	222.0	0.0	0.0	0.0	
					STATE	0.0	0.0	0.0	0.0	
					FEDERAL	888.0	0.0	0.0	0.0	
					TOTAL	1,110.0	0.0	0.0	0.0	
		R 3100007			TOTAL	1,110.0	0.0	0.0	0.0	
(633)	760	PURCHASE OF A REPLACEMENT TRUCK FOR THE CITY OF RACINE TRANSIT SYSTEM	TP	DETAIL COSTS	PE	0.0	0.0	0.0	0.0	EXEMPT
					ROW	0.0	0.0	0.0	0.0	
					CONST	0.0	0.0	0.0	0.0	
					OTHER	45.0	0.0	0.0	0.0	
					TOTAL	45.0	0.0	0.0	0.0	
				SOURCE OF FUNDS FED REC	LOCAL	9.0	0.0	0.0	0.0	
					STATE	0.0	0.0	0.0	0.0	
					FEDERAL	36.0	0.0	0.0	0.0	
					TOTAL	45.0	0.0	0.0	0.0	
		R 3100035			TOTAL	45.0	0.0	0.0	0.0	

**POTENTIAL PROJECTS UTILIZING FEDERAL AMERICAN RECOVERY AND REINVESTMENT ACT OF 2009 FUNDING:  
WALWORTH COUNTY**

PROJECT SPONSOR	PROJECT			ESTIMATED COSTS (\$1,000)							AIR QUAL STAT
	NO	DESCRIPTION / STATE ID	TYPE			2009	2010	2011	2012	Total	
STATE OF WISCONSIN	761	RESURFACING OF USH 12 FROM STH 67 TO STH 50 IN WALWORTH COUNTY (10.60 MILES)	HP	DETAIL COSTS	PE	100.0	0.0	0.0	0.0	100.0	EXEMPT
					ROW	0.0	0.0	0.0	0.0	0.0	
					CONST	4,600.0	0.0	0.0	0.0	4,600.0	
					OTHER	0.0	0.0	0.0	0.0	0.0	
				TOTAL	4,700.0	0.0	0.0	0.0	4,700.0		
	SOURCE OF FUNDS FED REC	LOCAL	0.0	0.0	0.0	0.0	0.0				
		STATE	0.0	0.0	0.0	0.0	0.0				
		FEDERAL	4,700.0	0.0	0.0	0.0	4,700.0				
R	8009845	1080-16-70		TOTAL	4,700.0	0.0	0.0	0.0	4,700.0		
	762	RESURFACING OF USH 14 FROM CTH X TO THE STATE LINE	HP	DETAIL COSTS	PE	100.0	0.0	0.0	0.0	100.0	EXEMPT
					ROW	0.0	0.0	0.0	0.0	0.0	
					CONST	3,000.0	0.0	0.0	0.0	3,000.0	
					OTHER	0.0	0.0	0.0	0.0	0.0	
				TOTAL	3,100.0	0.0	0.0	0.0	3,100.0		
	SOURCE OF FUNDS FED REC	LOCAL	0.0	0.0	0.0	0.0	0.0				
		STATE	0.0	0.0	0.0	0.0	0.0				
		FEDERAL	3,100.0	0.0	0.0	0.0	3,100.0				
R	8009867			TOTAL	3,100.0	0.0	0.0	0.0	3,100.0		
WHITEWATER (CITY) (PART)	763	RECONSTRUCTION OF MILWAUKEE ST FROM WISCONSIN ST TO NEWCOMB ST IN THE CITY OF WHITEWATER (0.49 MILES)	HP	DETAIL COSTS	PE	0.0	0.0	0.0	0.0	0.0	EXEMPT
					ROW	0.0	0.0	0.0	0.0	0.0	
					CONST	1,510.0	0.0	0.0	0.0	1,510.0	
					OTHER	0.0	0.0	0.0	0.0	0.0	
				TOTAL	1,510.0	0.0	0.0	0.0	1,510.0		
	SOURCE OF FUNDS FED REC	LOCAL	0.0	0.0	0.0	0.0	0.0				
		STATE	0.0	0.0	0.0	0.0	0.0				
		FEDERAL	1,510.0	0.0	0.0	0.0	1,510.0				
R	5269998			TOTAL	1,510.0	0.0	0.0	0.0	1,510.0		

**POTENTIAL PROJECTS UTILIZING FEDERAL AMERICAN RECOVERY AND REINVESTMENT ACT OF 2009 FUNDING:  
WASHINGTON COUNTY**

PROJECT SPONSOR	PROJECT			ESTIMATED COSTS (\$1,000)							AIR QUAL STAT
	NO	DESCRIPTION / STATE ID	TYPE			2009	2010	2011	2012	Total	
STATE OF WISCONSIN	764	RESURFACING OF STH 167 FROM STH 83 TO STH 164 IN WASHINGTON COUNTY	HP	DETAIL COSTS	PE	100.0	0.0	0.0	0.0	100.0	EXEMPT
					ROW	0.0	0.0	0.0	0.0	0.0	
					CONST	1,800.0	0.0	0.0	0.0	1,800.0	
					OTHER	0.0	0.0	0.0	0.0	0.0	
	TOTAL					1,900.0	0.0	0.0	0.0	1,900.0	
	SOURCE OF FUNDS FED REC	LOCAL	0.0	0.0	0.0	0.0	0.0				
		STATE	0.0	0.0	0.0	0.0	0.0				
		FEDERAL	1,900.0	0.0	0.0	0.0	1,900.0				
TOTAL					1,900.0	0.0	0.0	0.0	1,900.0		
R	8009864										
	765	RESURFACING OF STH 167 FROM STH 145 IN WASHINGTON COUNTY TO STH 181 IN OZAUKEE COUNTY	HP	DETAIL COSTS	PE	100.0	0.0	0.0	0.0	100.0	EXEMPT
					ROW	0.0	0.0	0.0	0.0	0.0	
					CONST	1,500.0	0.0	0.0	0.0	1,500.0	
					OTHER	0.0	0.0	0.0	0.0	0.0	
	TOTAL					1,600.0	0.0	0.0	0.0	1,600.0	
	SOURCE OF FUNDS FED REC	LOCAL	0.0	0.0	0.0	0.0	0.0				
		STATE	0.0	0.0	0.0	0.0	0.0				
		FEDERAL	1,600.0	0.0	0.0	0.0	1,600.0				
TOTAL					1,600.0	0.0	0.0	0.0	1,600.0		
R	8009866										
	766	RESURFACING OF STH 175 FROM CTH K TO THE NORTH COUNTY LINE IN WASHINTGTON COUNTY	HP	DETAIL COSTS	PE	100.0	0.0	0.0	0.0	100.0	EXEMPT
					ROW	0.0	0.0	0.0	0.0	0.0	
					CONST	3,200.0	0.0	0.0	0.0	3,200.0	
					OTHER	0.0	0.0	0.0	0.0	0.0	
	TOTAL					3,300.0	0.0	0.0	0.0	3,300.0	
	SOURCE OF FUNDS FED REC	LOCAL	0.0	0.0	0.0	0.0	0.0				
		STATE	0.0	0.0	0.0	0.0	0.0				
		FEDERAL	3,300.0	0.0	0.0	0.0	3,300.0				
TOTAL					3,300.0	0.0	0.0	0.0	3,300.0		
R	8009863										
	767	RESURFACING OF STH 175 FROM LANNON ROAD IN THE VILLAGE OF GERMANTOWN TO STH 60 IN WASHINGTON COUNTY	HP	DETAIL COSTS	PE	100.0	0.0	0.0	0.0	100.0	EXEMPT
					ROW	0.0	0.0	0.0	0.0	0.0	
					CONST	3,200.0	0.0	0.0	0.0	3,200.0	
					OTHER	0.0	0.0	0.0	0.0	0.0	
	TOTAL					3,300.0	0.0	0.0	0.0	3,300.0	
	SOURCE OF FUNDS FED REC	LOCAL	0.0	0.0	0.0	0.0	0.0				
		STATE	0.0	0.0	0.0	0.0	0.0				
		FEDERAL	3,300.0	0.0	0.0	0.0	3,300.0				
TOTAL					3,300.0	0.0	0.0	0.0	3,300.0		
R	8009865										
WASHINGTON COUNTY	768	RECONSTRUCTION OF CTH H FROM THE MILWAUKEE RIVER TO CTH XX AND CTH XX FROM CTH H TO THE MILWAUKEE RIVER IN WASHINGTON COUNTY	HP	DETAIL COSTS	PE	0.0	0.0	0.0	0.0	0.0	EXEMPT
					ROW	0.0	0.0	0.0	0.0	0.0	
					CONST	2,200.0	0.0	0.0	0.0	2,200.0	
					OTHER	0.0	0.0	0.0	0.0	0.0	
	TOTAL					2,200.0	0.0	0.0	0.0	2,200.0	
	SOURCE OF FUNDS FED REC	LOCAL	0.0	0.0	0.0	0.0	0.0				
		STATE	0.0	0.0	0.0	0.0	0.0				
		FEDERAL	2,200.0	0.0	0.0	0.0	2,200.0				
TOTAL					2,200.0	0.0	0.0	0.0	2,200.0		
R	6009984										
	769	RECONSTRUCTION OF CTH NN FROM CTH P TO THE COUNTY LINE IN WASHINGTON COUNTY	HP	DETAIL COSTS	PE	0.0	0.0	0.0	0.0	0.0	EXEMPT
					ROW	0.0	0.0	0.0	0.0	0.0	
					CONST	1,300.0	0.0	0.0	0.0	1,300.0	
					OTHER	0.0	0.0	0.0	0.0	0.0	
	TOTAL					1,300.0	0.0	0.0	0.0	1,300.0	
	SOURCE OF FUNDS FED REC	LOCAL	0.0	0.0	0.0	0.0	0.0				
		STATE	0.0	0.0	0.0	0.0	0.0				
		FEDERAL	1,300.0	0.0	0.0	0.0	1,300.0				
TOTAL					1,300.0	0.0	0.0	0.0	1,300.0		
R	6009983										
	770	RECONSTRUCTION OF CTH P FROM CTH PV TO CTH NN IN WASHINGTON COUNTY	HP	DETAIL COSTS	PE	0.0	0.0	0.0	0.0	0.0	EXEMPT
					ROW	0.0	0.0	0.0	0.0	0.0	
					CONST	5,200.0	0.0	0.0	0.0	5,200.0	
					OTHER	0.0	0.0	0.0	0.0	0.0	
	TOTAL					5,200.0	0.0	0.0	0.0	5,200.0	
	SOURCE OF FUNDS FED REC	LOCAL	0.0	0.0	0.0	0.0	0.0				
		STATE	0.0	0.0	0.0	0.0	0.0				
		FEDERAL	5,200.0	0.0	0.0	0.0	5,200.0				
TOTAL					5,200.0	0.0	0.0	0.0	5,200.0		
R	6009984										
	771	RECONSTRUCTION OF CTH P FROM CTH C TO STH 145 IN WASHINGTON COUNTY	HP	DETAIL COSTS	PE	0.0	0.0	0.0	0.0	0.0	EXEMPT
					ROW	0.0	0.0	0.0	0.0	0.0	
					CONST	6,600.0	0.0	0.0	0.0	6,600.0	
					OTHER	0.0	0.0	0.0	0.0	0.0	
	TOTAL					6,600.0	0.0	0.0	0.0	6,600.0	
	SOURCE OF FUNDS FED REC	LOCAL	0.0	0.0	0.0	0.0	0.0				
		STATE	0.0	0.0	0.0	0.0	0.0				
		FEDERAL	6,600.0	0.0	0.0	0.0	6,600.0				
TOTAL					6,600.0	0.0	0.0	0.0	6,600.0		
R	6009982										

**POTENTIAL PROJECTS UTILIZING FEDERAL AMERICAN RECOVERY AND REINVESTMENT ACT OF 2009 FUNDING:  
WASHINGTON COUNTY**

PROJECT SPONSOR	PROJECT			ESTIMATED COSTS (\$1,000)							AIR QUAL STAT
	NO	DESCRIPTION / STATE ID	TYPE			2009	2010	2011	2012	Total	
WASHINGTON COUNTY	772	RECONSTRUCTION WITH ADDITIONAL TRAFFIC LANES OF CTH Y (LANNON RD) FROM CTH Q TO STH 175 IN THE WASHINGTON COUNTY	HI	DETAIL COSTS	PE	0.0	0.0	0.0	0.0	0.0	NON-EXEMPT
					ROW	0.0	0.0	0.0	0.0	0.0	
					CONST	3,900.0	0.0	0.0	0.0	3,900.0	
					OTHER	0.0	0.0	0.0	0.0	0.0	
				TOTAL	3,900.0	0.0	0.0	0.0	3,900.0		
	SOURCE OF FUNDS FED REC	LOCAL	0.0	0.0	0.0	0.0	0.0				
STATE		0.0	0.0	0.0	0.0	0.0					
FEDERAL		3,900.0	0.0	0.0	0.0	3,900.0					
R	6009985	2777-02-70		TOTAL	3,900.0	0.0	0.0	0.0	3,900.0		
	773	PURCHASE OF 4 - 30 FT PASSENGER BUSES WITH 2 WHEELCHAIR SPOTS IN WASHINGTON COUNTY	TP	DETAIL COSTS	PE	0.0	0.0	0.0	0.0	0.0	EXEMPT
					ROW	0.0	0.0	0.0	0.0	0.0	
					CONST	0.0	0.0	0.0	0.0	0.0	
					OTHER	236.0	0.0	0.0	0.0	236.0	
				TOTAL	236.0	0.0	0.0	0.0	236.0		
	SOURCE OF FUNDS FED REC	LOCAL	0.0	0.0	0.0	0.0	0.0				
STATE		0.0	0.0	0.0	0.0	0.0					
FEDERAL		236.0	0.0	0.0	0.0	236.0					
R	6009989		TOTAL	236.0	0.0	0.0	0.0	236.0			
	774	PURCHASE OF 2 VANS WITH 1 WHEELCHAIR SPOT IN WASHINGTON COUNTY	TP	DETAIL COSTS	PE	0.0	0.0	0.0	0.0	0.0	EXEMPT
					ROW	0.0	0.0	0.0	0.0	0.0	
					CONST	0.0	0.0	0.0	0.0	0.0	
					OTHER	80.0	0.0	0.0	0.0	80.0	
				TOTAL	80.0	0.0	0.0	0.0	80.0		
	SOURCE OF FUNDS FED REC	LOCAL	0.0	0.0	0.0	0.0	0.0				
STATE		0.0	0.0	0.0	0.0	0.0					
FEDERAL		80.0	0.0	0.0	0.0	80.0					
R	6009988		TOTAL	80.0	0.0	0.0	0.0	80.0			
	775	PURCHASE OF 2 SEDANS IN WASHINGTON COUNTY	TP	DETAIL COSTS	PE	0.0	0.0	0.0	0.0	0.0	EXEMPT
					ROW	0.0	0.0	0.0	0.0	0.0	
					CONST	0.0	0.0	0.0	0.0	0.0	
					OTHER	50.0	0.0	0.0	0.0	50.0	
				TOTAL	50.0	0.0	0.0	0.0	50.0		
	SOURCE OF FUNDS FED REC	LOCAL	0.0	0.0	0.0	0.0	0.0				
STATE		0.0	0.0	0.0	0.0	0.0					
FEDERAL		50.0	0.0	0.0	0.0	50.0					
R	6009987		TOTAL	50.0	0.0	0.0	0.0	50.0			
	776	PURCHASE OF 30 AUTOMATIC VEHICLE LOCATORS IN WASHINGTON COUNTY	TP	DETAIL COSTS	PE	0.0	0.0	0.0	0.0	0.0	EXEMPT
					ROW	0.0	0.0	0.0	0.0	0.0	
					CONST	0.0	0.0	0.0	0.0	0.0	
					OTHER	183.0	0.0	0.0	0.0	183.0	
				TOTAL	183.0	0.0	0.0	0.0	183.0		
	SOURCE OF FUNDS FED REC	LOCAL	0.0	0.0	0.0	0.0	0.0				
STATE		0.0	0.0	0.0	0.0	0.0					
FEDERAL		183.0	0.0	0.0	0.0	183.0					
R	6009993		TOTAL	183.0	0.0	0.0	0.0	183.0			
	777	PURCHASE OF 30 MOBILE DATA COMPUTERS IN WASHINGTON COUNTY	TP	DETAIL COSTS	PE	0.0	0.0	0.0	0.0	0.0	EXEMPT
					ROW	0.0	0.0	0.0	0.0	0.0	
					CONST	0.0	0.0	0.0	0.0	0.0	
					OTHER	204.0	0.0	0.0	0.0	204.0	
				TOTAL	204.0	0.0	0.0	0.0	204.0		
	SOURCE OF FUNDS FED REC	LOCAL	0.0	0.0	0.0	0.0	0.0				
STATE		0.0	0.0	0.0	0.0	0.0					
FEDERAL		204.0	0.0	0.0	0.0	204.0					
R	6009992		TOTAL	204.0	0.0	0.0	0.0	204.0			
	778	PURCHASE OF SECURITY CAMERAS FOR 30 SHARED-RIDE TAXIS IN WASHINGTON COUNTY	TP	DETAIL COSTS	PE	0.0	0.0	0.0	0.0	0.0	EXEMPT
					ROW	0.0	0.0	0.0	0.0	0.0	
					CONST	0.0	0.0	0.0	0.0	0.0	
					OTHER	180.0	0.0	0.0	0.0	180.0	
				TOTAL	180.0	0.0	0.0	0.0	180.0		
	SOURCE OF FUNDS FED REC	LOCAL	0.0	0.0	0.0	0.0	0.0				
STATE		0.0	0.0	0.0	0.0	0.0					
FEDERAL		180.0	0.0	0.0	0.0	180.0					
R	6009991		TOTAL	180.0	0.0	0.0	0.0	180.0			
	779	PURCHASE OF 8 ROUTE MATCH VEHICLE LICENSES IN WASHINGTON COUNTY	TP	DETAIL COSTS	PE	0.0	0.0	0.0	0.0	0.0	EXEMPT
					ROW	0.0	0.0	0.0	0.0	0.0	
					CONST	0.0	0.0	0.0	0.0	0.0	
					OTHER	6.0	0.0	0.0	0.0	6.0	
				TOTAL	6.0	0.0	0.0	0.0	6.0		
	SOURCE OF FUNDS FED REC	LOCAL	0.0	0.0	0.0	0.0	0.0				
STATE		0.0	0.0	0.0	0.0	0.0					
FEDERAL		6.0	0.0	0.0	0.0	6.0					
R	6009986		TOTAL	6.0	0.0	0.0	0.0	6.0			

**POTENTIAL PROJECTS UTILIZING FEDERAL AMERICAN RECOVERY AND REINVESTMENT ACT OF 2009 FUNDING:  
WAUKESHA COUNTY**

PROJECT SPONSOR	PROJECT			ESTIMATED COSTS (\$1,000)							AIR QUAL STAT
	NO	DESCRIPTION / STATE ID	TYPE			2009	2010	2011	2012	Total	
STATE OF WISCONSIN	780	RESURFACING OF STH 16 FROM STH 67 TO IH 94 IN WAUKESHA COUNTY	HP	DETAIL COSTS	PE	100.0	0.0	0.0	0.0	100.0	EXEMPT
					ROW	0.0	0.0	0.0	0.0	0.0	
					CONST	9,000.0	0.0	0.0	0.0	9,000.0	
					OTHER	0.0	0.0	0.0	0.0	0.0	
					TOTAL	9,100.0	0.0	0.0	0.0	9,100.0	
	R	8009860		SOURCE OF FUNDS FED REC	LOCAL	0.0	0.0	0.0	0.0	0.0	
					STATE	0.0	0.0	0.0	0.0	0.0	
					FEDERAL	9,100.0	0.0	0.0	0.0	9,100.0	
					TOTAL	9,100.0	0.0	0.0	0.0	9,100.0	
	781	RESURFACING OF STH 59 FROM CTH ZZ TO CTH X IN WAUKESHA COUNTY	HP	DETAIL COSTS	PE	100.0	0.0	0.0	0.0	100.0	EXEMPT
					ROW	0.0	0.0	0.0	0.0	0.0	
					CONST	1,800.0	0.0	0.0	0.0	1,800.0	
					OTHER	0.0	0.0	0.0	0.0	0.0	
					TOTAL	1,900.0	0.0	0.0	0.0	1,900.0	
	R	8009862		SOURCE OF FUNDS FED REC	LOCAL	0.0	0.0	0.0	0.0	0.0	
					STATE	0.0	0.0	0.0	0.0	0.0	
					FEDERAL	1,900.0	0.0	0.0	0.0	1,900.0	
					TOTAL	1,900.0	0.0	0.0	0.0	1,900.0	
	782	RESURFACING OF STH 67 FROM MURPHY DRIVE IN THE VILLAGE OF EAGLE TO USH 18 IN WAUKESHA COUNTY	HP	DETAIL COSTS	PE	100.0	0.0	0.0	0.0	100.0	EXEMPT
					ROW	0.0	0.0	0.0	0.0	0.0	
					CONST	3,100.0	0.0	0.0	0.0	3,100.0	
					OTHER	0.0	0.0	0.0	0.0	0.0	
					TOTAL	3,200.0	0.0	0.0	0.0	3,200.0	
	R	8009861		SOURCE OF FUNDS FED REC	LOCAL	0.0	0.0	0.0	0.0	0.0	
					STATE	0.0	0.0	0.0	0.0	0.0	
					FEDERAL	3,200.0	0.0	0.0	0.0	3,200.0	
					TOTAL	3,200.0	0.0	0.0	0.0	3,200.0	
	783	RESURFACING OF STH 83 FROM THE BRIDGE OVER THE MUKWONAGO RIVER TO LINCOLN STREET IN THE VILLAGE OF MUKWONAGO	HP	DETAIL COSTS	PE	100.0	0.0	0.0	0.0	100.0	EXEMPT
					ROW	0.0	0.0	0.0	0.0	0.0	
					CONST	500.0	0.0	0.0	0.0	500.0	
					OTHER	0.0	0.0	0.0	0.0	0.0	
					TOTAL	600.0	0.0	0.0	0.0	600.0	
	R	8009871		SOURCE OF FUNDS FED REC	LOCAL	0.0	0.0	0.0	0.0	0.0	
					STATE	0.0	0.0	0.0	0.0	0.0	
					FEDERAL	600.0	0.0	0.0	0.0	600.0	
					TOTAL	600.0	0.0	0.0	0.0	600.0	
WAUKESHA COUNTY	784	PURCHASE OF 8 VANS FOR THE VANPOOL PROGRAM IN WAUKESHA COUNTY	TP	DETAIL COSTS	PE	0.0	0.0	0.0	0.0	0.0	EXEMPT
					ROW	0.0	0.0	0.0	0.0	0.0	
					CONST	0.0	0.0	0.0	0.0	0.0	
					OTHER	200.0	0.0	0.0	0.0	200.0	
					TOTAL	200.0	0.0	0.0	0.0	200.0	
	R	7009996		SOURCE OF FUNDS FED REC	LOCAL	0.0	0.0	0.0	0.0	0.0	
					STATE	0.0	0.0	0.0	0.0	0.0	
					FEDERAL	200.0	0.0	0.0	0.0	200.0	
					TOTAL	200.0	0.0	0.0	0.0	200.0	
OCONOMOWOC LAKE (VILLAGE)	785 (490)	REHABILITATION OF THE VALENTINE RD BRIDGE OVER THE OCONOMOWOC RIVER IN THE VILLAGE OF OCONOMOWOC LAKE (P-67-0702)	OH	DETAIL COSTS	PE	0.0	0.0	0.0	0.0	0.0	EXEMPT
					ROW	0.0	0.0	0.0	0.0	0.0	
					CONST	125.0	0.0	0.0	0.0	125.0	
					OTHER	0.0	0.0	0.0	0.0	0.0	
					TOTAL	125.0	0.0	0.0	0.0	125.0	
		7290000 2714-03-70		SOURCE OF FUNDS FED REC	LOCAL	0.0	0.0	0.0	0.0	0.0	
					STATE	0.0	0.0	0.0	0.0	0.0	
					FEDERAL	125.0	0.0	0.0	0.0	125.0	
					TOTAL	125.0	0.0	0.0	0.0	125.0	
WAUKESHA (CITY)	786	RESURFACING OF ARCADIAN AVE FROM EUGENE CT TO ANITOL ST IN THE CITY OF WAUKESHA (0.30 MILES)	HP	DETAIL COSTS	PE	0.0	0.0	0.0	0.0	0.0	EXEMPT
					ROW	0.0	0.0	0.0	0.0	0.0	
					CONST	0.0	582.0	0.0	0.0	582.0	
					OTHER	0.0	0.0	0.0	0.0	0.0	
					TOTAL	0.0	582.0	0.0	0.0	582.0	
	R	7379944		SOURCE OF FUNDS FED REC	LOCAL	0.0	0.0	0.0	0.0	0.0	
					STATE	0.0	0.0	0.0	0.0	0.0	
					FEDERAL	0.0	582.0	0.0	0.0	582.0	
					TOTAL	0.0	582.0	0.0	0.0	582.0	
	787	RESURFACING OF ARCADIAN AVE FROM 245 FEET WEST OF HARTWELL AVE TO EUGENE CT IN THE CITY OF WAUKESHA (0.90 MILES)	HP	DETAIL COSTS	PE	0.0	0.0	0.0	0.0	0.0	EXEMPT
					ROW	0.0	0.0	0.0	0.0	0.0	
					CONST	0.0	817.0	0.0	0.0	817.0	
					OTHER	0.0	0.0	0.0	0.0	0.0	
					TOTAL	0.0	817.0	0.0	0.0	817.0	
	R	7379943		SOURCE OF FUNDS FED REC	LOCAL	0.0	0.0	0.0	0.0	0.0	
					STATE	0.0	0.0	0.0	0.0	0.0	
					FEDERAL	0.0	817.0	0.0	0.0	817.0	
					TOTAL	0.0	817.0	0.0	0.0	817.0	

**POTENTIAL PROJECTS UTILIZING FEDERAL AMERICAN RECOVERY AND REINVESTMENT ACT OF 2009 FUNDING:  
WAUKESHA COUNTY**

PROJECT SPONSOR	PROJECT			ESTIMATED COSTS (\$1,000)						AIR QUAL STAT
	NO	DESCRIPTION / STATE ID	TYPE		2009	2010	2011	2012	Total	
WAUKESHA (CITY)	788	RECONSTRUCTION OF ARCADIAN AVE FROM ANITOL ST TO 220 FT WEST OF HARTWELL AVE IN THE CITY OF WAUKESHA (1.05 MILES)	HP	DETAIL COSTS	PE	0.0	0.0	0.0	0.0	EXEMPT
					ROW	0.0	0.0	0.0	0.0	
					CONST	1,624.0	0.0	0.0	0.0	
					OTHER	0.0	0.0	0.0	0.0	
				SOURCE OF FUNDS FED REC	TOTAL	1,624.0	0.0	0.0	1,624.0	
					LOCAL	0.0	0.0	0.0	0.0	
					STATE	0.0	0.0	0.0	0.0	
					FEDERAL	1,624.0	0.0	0.0	1,624.0	
R	7379953			TOTAL	1,624.0	0.0	0.0	0.0	1,624.0	
	789	RESURFACING OF CLINTON ST FROM WISCONSIN AVE TO BROADWAY IN THE CITY OF WAUKESHA (0.20 MILES)	HP	DETAIL COSTS	PE	0.0	0.0	0.0	0.0	EXEMPT
					ROW	0.0	0.0	0.0	0.0	
					CONST	137.0	0.0	0.0	137.0	
					OTHER	0.0	0.0	0.0	0.0	
				SOURCE OF FUNDS FED REC	TOTAL	137.0	0.0	0.0	137.0	
					LOCAL	0.0	0.0	0.0	0.0	
					STATE	0.0	0.0	0.0	0.0	
					FEDERAL	137.0	0.0	0.0	137.0	
R	7379942			TOTAL	137.0	0.0	0.0	0.0	137.0	
	790	RECONSTRUCTION OF FREDERICK ST FROM BROADWAY TO 160 FEET SOUTH OF LINCOLN AVE IN THE CITY OF WAUKESHA (0.30 MILES)	HP	DETAIL COSTS	PE	0.0	0.0	0.0	0.0	EXEMPT
					ROW	0.0	0.0	0.0	0.0	
					CONST	0.0	1,017.0	0.0	1,017.0	
					OTHER	0.0	0.0	0.0	0.0	
				SOURCE OF FUNDS FED REC	TOTAL	0.0	1,017.0	0.0	1,017.0	
					LOCAL	0.0	0.0	0.0	0.0	
					STATE	0.0	0.0	0.0	0.0	
					FEDERAL	0.0	1,017.0	0.0	1,017.0	
R	7379940			TOTAL	0.0	1,017.0	0.0	0.0	1,017.0	
	791	RESURFACING OF GRANDVIEW BLVD FROM MACARTHUR RD TO HOWARD ST IN THE CITY OF WAUKESHA (0.30 MILES)	HP	DETAIL COSTS	PE	0.0	0.0	0.0	0.0	EXEMPT
					ROW	0.0	0.0	0.0	0.0	
					CONST	257.0	0.0	0.0	257.0	
					OTHER	0.0	0.0	0.0	0.0	
				SOURCE OF FUNDS FED REC	TOTAL	257.0	0.0	0.0	257.0	
					LOCAL	0.0	0.0	0.0	0.0	
					STATE	0.0	0.0	0.0	0.0	
					FEDERAL	257.0	0.0	0.0	257.0	
R	7379937			TOTAL	257.0	0.0	0.0	0.0	257.0	
	792	RESURFACING OF GRANDVIEW BLVD FROM CAMBRIDGE DR TO MADISON ST IN THE CITY OF WAUKESHA (0.60 MILES)	HP	DETAIL COSTS	PE	0.0	0.0	0.0	0.0	EXEMPT
					ROW	0.0	0.0	0.0	0.0	
					CONST	497.0	0.0	0.0	497.0	
					OTHER	0.0	0.0	0.0	0.0	
				SOURCE OF FUNDS FED REC	TOTAL	497.0	0.0	0.0	497.0	
					LOCAL	0.0	0.0	0.0	0.0	
					STATE	0.0	0.0	0.0	0.0	
					FEDERAL	497.0	0.0	0.0	497.0	
R	7379936			TOTAL	497.0	0.0	0.0	0.0	497.0	
	793	RESURFACING OF MACARTHUR RD FROM 150 FEET WEST OF BURRIE LN TO ST PAUL AVE IN THE CITY OF WAUKESHA (0.60 MILES)	HP	DETAIL COSTS	PE	0.0	0.0	0.0	0.0	EXEMPT
					ROW	0.0	0.0	0.0	0.0	
					CONST	0.0	1,060.0	0.0	1,060.0	
					OTHER	0.0	0.0	0.0	0.0	
				SOURCE OF FUNDS FED REC	TOTAL	0.0	1,060.0	0.0	1,060.0	
					LOCAL	0.0	0.0	0.0	0.0	
					STATE	0.0	0.0	0.0	0.0	
					FEDERAL	0.0	1,060.0	0.0	1,060.0	
R	7379932			TOTAL	0.0	1,060.0	0.0	0.0	1,060.0	
	794	RESURFACING OF MADISON ST FROM GRANDVIEW BLVD TO MERRILL HILL RD IN THE CITY OF WAUKESHA (0.50 MILES)	HP	DETAIL COSTS	PE	0.0	0.0	0.0	0.0	EXEMPT
					ROW	0.0	0.0	0.0	0.0	
					CONST	1,000.0	0.0	0.0	1,000.0	
					OTHER	0.0	0.0	0.0	0.0	
				SOURCE OF FUNDS FED REC	TOTAL	1,000.0	0.0	0.0	1,000.0	
					LOCAL	0.0	0.0	0.0	0.0	
					STATE	0.0	0.0	0.0	0.0	
					FEDERAL	1,000.0	0.0	0.0	1,000.0	
R	7379931			TOTAL	1,000.0	0.0	0.0	0.0	1,000.0	
	795	RESURFACING OF MORELAND BLVD FROM MOTOR AVE TO MICHIGAN AVE IN THE CITY OF WAUKESHA (0.70 MILES)	HP	DETAIL COSTS	PE	0.0	0.0	0.0	0.0	EXEMPT
					ROW	0.0	0.0	0.0	0.0	
					CONST	787.0	0.0	0.0	787.0	
					OTHER	0.0	0.0	0.0	0.0	
				SOURCE OF FUNDS FED REC	TOTAL	787.0	0.0	0.0	787.0	
					LOCAL	0.0	0.0	0.0	0.0	
					STATE	0.0	0.0	0.0	0.0	
					FEDERAL	787.0	0.0	0.0	787.0	
R	7379929			TOTAL	787.0	0.0	0.0	0.0	787.0	

**POTENTIAL PROJECTS UTILIZING FEDERAL AMERICAN RECOVERY AND REINVESTMENT ACT OF 2009 FUNDING:  
WAUKESHA COUNTY**

PROJECT SPONSOR	PROJECT			ESTIMATED COSTS (\$1,000)						AIR QUAL STAT
	NO	DESCRIPTION / STATE ID	TYPE		2009	2010	2011	2012	Total	
WAUKESHA (CITY)	796	RESURFACING OF NORTHVIEW RD FROM 1,333 FEET EAST OF EMSILE DR TO GRANDVIEW BLVD IN THE CITY OF WAUKESHA (0.30 MILES)	HP	DETAIL COSTS	PE	0.0	0.0	0.0	0.0	EXEMPT
					ROW	0.0	0.0	0.0	0.0	
					CONST	241.0	0.0	0.0	0.0	
					OTHER	0.0	0.0	0.0	0.0	
					TOTAL	241.0	0.0	0.0	241.0	
				SOURCE OF FUNDS FED REC	LOCAL	0.0	0.0	0.0	0.0	
					STATE	0.0	0.0	0.0	0.0	
					FEDERAL	241.0	0.0	0.0	241.0	
					TOTAL	241.0	0.0	0.0	241.0	
					TOTAL	241.0	0.0	0.0	241.0	
	797	RECONSTRUCTION OF W ST PAUL AVE FROM WISCONSIN AVE/ W NORTH ST TO MADISON ST IN THE CITY OF WAUKESHA	HP	DETAIL COSTS	PE	0.0	0.0	0.0	0.0	EXEMPT
					ROW	0.0	0.0	0.0	0.0	
					CONST	0.0	1,100.0	0.0	0.0	
					OTHER	0.0	0.0	0.0	0.0	
					TOTAL	0.0	1,100.0	0.0	1,100.0	
				SOURCE OF FUNDS FED REC	LOCAL	0.0	0.0	0.0	0.0	
					STATE	0.0	0.0	0.0	0.0	
					FEDERAL	0.0	1,100.0	0.0	1,100.0	
					TOTAL	0.0	1,100.0	0.0	1,100.0	
					TOTAL	0.0	1,100.0	0.0	1,100.0	
	798	RECONSTRUCTION OF WEST AVE FROM NEWHALL AVE TO COLLEGE AVE IN THE CITY OF WAUKESHA (0.20 MILES)	HP	DETAIL COSTS	PE	0.0	0.0	0.0	0.0	EXEMPT
					ROW	0.0	0.0	0.0	0.0	
					CONST	702.0	0.0	0.0	702.0	
					OTHER	0.0	0.0	0.0	0.0	
					TOTAL	702.0	0.0	0.0	702.0	
				SOURCE OF FUNDS FED REC	LOCAL	0.0	0.0	0.0	0.0	
					STATE	0.0	0.0	0.0	0.0	
					FEDERAL	702.0	0.0	0.0	702.0	
					TOTAL	702.0	0.0	0.0	702.0	
					TOTAL	702.0	0.0	0.0	702.0	
	799	RECONSTRUCTION OF WEST AVE FROM COLLEGE AVE TO DUNBAR AVE IN THE CITY OF WAUKESHA (0.20 MILES)	HP	DETAIL COSTS	PE	0.0	0.0	0.0	0.0	EXEMPT
					ROW	0.0	0.0	0.0	0.0	
					CONST	0.0	866.0	0.0	866.0	
					OTHER	0.0	0.0	0.0	0.0	
					TOTAL	0.0	866.0	0.0	866.0	
				SOURCE OF FUNDS FED REC	LOCAL	0.0	0.0	0.0	0.0	
					STATE	0.0	0.0	0.0	0.0	
					FEDERAL	0.0	866.0	0.0	866.0	
					TOTAL	0.0	866.0	0.0	866.0	
					TOTAL	0.0	866.0	0.0	866.0	
	800	RESURFACING OF WISCONSIN AVE FROM WEST AVE TO EAST AVE IN THE CITY OF WAUKESHA (0.5 MILES)	HP	DETAIL COSTS	PE	0.0	0.0	0.0	0.0	EXEMPT
					ROW	0.0	0.0	0.0	0.0	
					CONST	675.0	0.0	0.0	675.0	
					OTHER	0.0	0.0	0.0	0.0	
					TOTAL	675.0	0.0	0.0	675.0	
				SOURCE OF FUNDS FED REC	LOCAL	0.0	0.0	0.0	0.0	
					STATE	0.0	0.0	0.0	0.0	
					FEDERAL	675.0	0.0	0.0	675.0	
					TOTAL	675.0	0.0	0.0	675.0	
					TOTAL	675.0	0.0	0.0	675.0	
	801	REPLACE OFFICE CARPET, CEILING TILES, AND WALLCOVERINGS FOR BUILDINGS AT WAUKESHA METRO SYSTEM	TP	DETAIL COSTS	PE	0.0	0.0	0.0	0.0	EXEMPT
					ROW	0.0	0.0	0.0	0.0	
					CONST	0.0	0.0	0.0	0.0	
					OTHER	50.0	0.0	0.0	50.0	
					TOTAL	50.0	0.0	0.0	50.0	
				SOURCE OF FUNDS FED REC	LOCAL	0.0	0.0	0.0	0.0	
					STATE	0.0	0.0	0.0	0.0	
					FEDERAL	50.0	0.0	0.0	50.0	
					TOTAL	50.0	0.0	0.0	50.0	
					TOTAL	50.0	0.0	0.0	50.0	
	802	REPLACEMENT OF SHOP HOSE REELS FOR CITY OF WAUKESHA METRO SYSTEM	TP	DETAIL COSTS	PE	0.0	0.0	0.0	0.0	EXEMPT
					ROW	0.0	0.0	0.0	0.0	
					CONST	0.0	0.0	0.0	0.0	
					OTHER	24.6	0.0	0.0	24.6	
					TOTAL	24.6	0.0	0.0	24.6	
				SOURCE OF FUNDS FED REC	LOCAL	0.0	0.0	0.0	0.0	
					STATE	0.0	0.0	0.0	0.0	
					FEDERAL	24.6	0.0	0.0	24.6	
					TOTAL	24.6	0.0	0.0	24.6	
					TOTAL	24.6	0.0	0.0	24.6	
	803	SURVEILLANCE CAMERA EXPANSION AT THE DOWNTOWN TRANSIT CENTER FOR WAUKESHA METRO TRANSIT	TP	DETAIL COSTS	PE	0.0	0.0	0.0	0.0	EXEMPT
					ROW	0.0	0.0	0.0	0.0	
					CONST	0.0	0.0	0.0	0.0	
					OTHER	20.0	0.0	0.0	20.0	
					TOTAL	20.0	0.0	0.0	20.0	
				SOURCE OF FUNDS FED REC	LOCAL	0.0	0.0	0.0	0.0	
					STATE	0.0	0.0	0.0	0.0	
					FEDERAL	20.0	0.0	0.0	20.0	
					TOTAL	20.0	0.0	0.0	20.0	
					TOTAL	20.0	0.0	0.0	20.0	



**POTENTIAL PROJECTS UTILIZING FEDERAL AMERICAN RECOVERY AND REINVESTMENT ACT OF 2009 FUNDING:  
WAUKESHA COUNTY**

PROJECT SPONSOR	PROJECT			ESTIMATED COSTS (\$1,000)						AIR QUAL STAT
	NO	DESCRIPTION / STATE ID	TYPE		2009	2010	2011	2012	Total	
WAUKESHA (CITY)	804	REPLACE WASH LANE DOOR FOR WAUKESHA METRO TRANSIT	TP	DETAIL COSTS	PE	0.0	0.0	0.0	0.0	EXEMPT
					ROW	0.0	0.0	0.0	0.0	
					CONST	0.0	0.0	0.0	0.0	
					OTHER	12.0	0.0	0.0	0.0	
				SOURCE OF FUNDS FED REC	TOTAL	12.0	0.0	0.0	12.0	
					LOCAL	0.0	0.0	0.0	0.0	
					STATE	0.0	0.0	0.0	0.0	
					FEDERAL	12.0	0.0	0.0	12.0	
R	7379980			TOTAL	12.0	0.0	0.0	0.0	12.0	
	805	REPLACEMENT OF AVL MDT AND IVLUS	TP	DETAIL COSTS	PE	0.0	0.0	0.0	0.0	EXEMPT
					ROW	0.0	0.0	0.0	0.0	
					CONST	0.0	0.0	0.0	0.0	
					OTHER	77.0	0.0	0.0	0.0	
				SOURCE OF FUNDS FED REC	TOTAL	77.0	0.0	0.0	77.0	
					LOCAL	0.0	0.0	0.0	0.0	
					STATE	0.0	0.0	0.0	0.0	
					FEDERAL	77.0	0.0	0.0	77.0	
R	7379967			TOTAL	77.0	0.0	0.0	0.0	77.0	
	806	PURCHASE OF ADP HARDWARE: REPLACE SERVER FOR PARATRANSIT, ACCOUNTING, AND MAINTENANCE SOFTWARE	TP	DETAIL COSTS	PE	0.0	0.0	0.0	0.0	EXEMPT
					ROW	0.0	0.0	0.0	0.0	
					CONST	0.0	0.0	0.0	0.0	
					OTHER	18.0	0.0	0.0	0.0	
				SOURCE OF FUNDS FED REC	TOTAL	18.0	0.0	0.0	18.0	
					LOCAL	0.0	0.0	0.0	0.0	
					STATE	0.0	0.0	0.0	0.0	
					FEDERAL	18.0	0.0	0.0	18.0	
R	7379966			TOTAL	18.0	0.0	0.0	0.0	18.0	
	807	ENGINE/TRANSMISSION REBUILD FOR 4 TRANSIT VEHICLES	TP	DETAIL COSTS	PE	0.0	0.0	0.0	0.0	EXEMPT
					ROW	0.0	0.0	0.0	0.0	
					CONST	0.0	0.0	0.0	0.0	
					OTHER	260.0	0.0	0.0	0.0	
				SOURCE OF FUNDS FED REC	TOTAL	260.0	0.0	0.0	260.0	
					LOCAL	0.0	0.0	0.0	0.0	
					STATE	0.0	0.0	0.0	0.0	
					FEDERAL	260.0	0.0	0.0	260.0	
R	7379965			TOTAL	260.0	0.0	0.0	0.0	260.0	
	808	PURCHASE OF ADP SOFTWARE: NEW RUNCUTTING/SCHEDULING SOFTWARE	TP	DETAIL COSTS	PE	0.0	0.0	0.0	0.0	EXEMPT
					ROW	0.0	0.0	0.0	0.0	
					CONST	0.0	0.0	0.0	0.0	
					OTHER	70.0	0.0	0.0	0.0	
				SOURCE OF FUNDS FED REC	TOTAL	70.0	0.0	0.0	70.0	
					LOCAL	0.0	0.0	0.0	0.0	
					STATE	0.0	0.0	0.0	0.0	
					FEDERAL	70.0	0.0	0.0	70.0	
R	7379964			TOTAL	70.0	0.0	0.0	0.0	70.0	
	809	PURCHASE OF ADP HARWARE: REPLACE ID CARD PRINTER FOR ADA CERTIFICATIONS	TP	DETAIL COSTS	PE	0.0	0.0	0.0	0.0	EXEMPT
					ROW	0.0	0.0	0.0	0.0	
					CONST	0.0	0.0	0.0	0.0	
					OTHER	8.0	0.0	0.0	0.0	
				SOURCE OF FUNDS FED REC	TOTAL	8.0	0.0	0.0	8.0	
					LOCAL	0.0	0.0	0.0	0.0	
					STATE	0.0	0.0	0.0	0.0	
					FEDERAL	8.0	0.0	0.0	8.0	
R	7379962			TOTAL	8.0	0.0	0.0	0.0	8.0	
	810	PURCHASE OF ADP HARDWARE: REPLACE UPS UNIT FOR AVL SERVER	TP	DETAIL COSTS	PE	0.0	0.0	0.0	0.0	EXEMPT
					ROW	0.0	0.0	0.0	0.0	
					CONST	0.0	0.0	0.0	0.0	
					OTHER	1.0	0.0	0.0	0.0	
				SOURCE OF FUNDS FED REC	TOTAL	1.0	0.0	0.0	1.0	
					LOCAL	0.0	0.0	0.0	0.0	
					STATE	0.0	0.0	0.0	0.0	
					FEDERAL	1.0	0.0	0.0	1.0	
R	7379961			TOTAL	1.0	0.0	0.0	0.0	1.0	
	811	PURCHASE OF ADP SOFTWARE: NEW AVL-PARATRANSIT INTERFACE	TP	DETAIL COSTS	PE	0.0	0.0	0.0	0.0	EXEMPT
					ROW	0.0	0.0	0.0	0.0	
					CONST	0.0	0.0	0.0	0.0	
					OTHER	110.0	0.0	0.0	0.0	
				SOURCE OF FUNDS FED REC	TOTAL	110.0	0.0	0.0	110.0	
					LOCAL	0.0	0.0	0.0	0.0	
					STATE	0.0	0.0	0.0	0.0	
					FEDERAL	110.0	0.0	0.0	110.0	
R	7379959			TOTAL	110.0	0.0	0.0	0.0	110.0	

**POTENTIAL PROJECTS UTILIZING FEDERAL AMERICAN RECOVERY AND REINVESTMENT ACT OF 2009 FUNDING:  
WAUKESHA COUNTY**

PROJECT SPONSOR	PROJECT			ESTIMATED COSTS (\$1,000)						AIR QUAL STAT
	NO	DESCRIPTION / STATE ID	TYPE		2009	2010	2011	2012	Total	
WAUKESHA (CITY)	812	PURCHASE OF PASSENGER COUNTERS FOR AVL	TP	DETAIL COSTS	PE	0.0	0.0	0.0	0.0	EXEMPT
					ROW	0.0	0.0	0.0	0.0	
					CONST	0.0	0.0	0.0	0.0	
					OTHER	110.0	0.0	0.0	0.0	
					TOTAL	110.0	0.0	0.0	110.0	
				SOURCE OF FUNDS FED REC	LOCAL	0.0	0.0	0.0	0.0	
					STATE	0.0	0.0	0.0	0.0	
					FEDERAL	110.0	0.0	0.0	110.0	
					TOTAL	110.0	0.0	0.0	110.0	
		R 7379957			TOTAL	110.0	0.0	0.0	110.0	
	813	PURCHASE OF ADP HARDWARE: REPLACE COLOR PLOTTER	TP	DETAIL COSTS	PE	0.0	0.0	0.0	0.0	EXEMPT
					ROW	0.0	0.0	0.0	0.0	
					CONST	0.0	0.0	0.0	0.0	
					OTHER	6.0	0.0	0.0	0.0	
					TOTAL	6.0	0.0	0.0	6.0	
				SOURCE OF FUNDS FED REC	LOCAL	0.0	0.0	0.0	0.0	
					STATE	0.0	0.0	0.0	0.0	
					FEDERAL	6.0	0.0	0.0	6.0	
					TOTAL	6.0	0.0	0.0	6.0	
		R 7379956			TOTAL	6.0	0.0	0.0	6.0	
	814	PURCHASE OF ADP HARDWARE: REPLACE PROJECTOR	TP	DETAIL COSTS	PE	0.0	0.0	0.0	0.0	EXEMPT
					ROW	0.0	0.0	0.0	0.0	
					CONST	0.0	0.0	0.0	0.0	
					OTHER	3.2	0.0	0.0	0.0	
					TOTAL	3.2	0.0	0.0	3.2	
				SOURCE OF FUNDS FED REC	LOCAL	0.0	0.0	0.0	0.0	
					STATE	0.0	0.0	0.0	0.0	
					FEDERAL	3.2	0.0	0.0	3.2	
					TOTAL	3.2	0.0	0.0	3.2	
		R 7379955			TOTAL	3.2	0.0	0.0	3.2	
	815 (506)	AUTOMATED DATA PROCESSING HARDWARE FOR THE WAUKESHA METRO TRANSIT SYSTEM	TP	DETAIL COSTS	PE	0.0	0.0	0.0	0.0	EXEMPT
					ROW	0.0	0.0	0.0	0.0	
					CONST	0.0	0.0	0.0	0.0	
					OTHER	52.0	0.0	0.0	0.0	
					TOTAL	52.0	0.0	0.0	52.0	
				SOURCE OF FUNDS FED REC	LOCAL	10.4	0.0	0.0	0.0	
					STATE	0.0	0.0	0.0	0.0	
					FEDERAL	41.6	0.0	0.0	41.6	
					TOTAL	52.0	0.0	0.0	52.0	
		R 7370032			TOTAL	52.0	0.0	0.0	52.0	
	816	REPLACEMENT SERVICE VEHICLES FOR WAUKESHA METRO TRANSIT: 1 SEDAN AND 1 VAN IN 2009	TP	DETAIL COSTS	PE	0.0	0.0	0.0	0.0	EXEMPT
					ROW	0.0	0.0	0.0	0.0	
					CONST	0.0	0.0	0.0	0.0	
					OTHER	60.0	0.0	0.0	0.0	
					TOTAL	60.0	0.0	0.0	60.0	
				SOURCE OF FUNDS FED REC	LOCAL	0.0	0.0	0.0	0.0	
					STATE	0.0	0.0	0.0	0.0	
					FEDERAL	60.0	0.0	0.0	60.0	
					TOTAL	60.0	0.0	0.0	60.0	
		R 7379947			TOTAL	60.0	0.0	0.0	60.0	
	817 (512)	RESURFACING OF PAVEMENT AT THE WAUKESHA METRO TRANSIT OPERATIONS AND MAINTENANCE FACILITY	TP	DETAIL COSTS	PE	0.0	0.0	0.0	0.0	EXEMPT
					ROW	0.0	0.0	0.0	0.0	
					CONST	0.0	0.0	0.0	0.0	
					OTHER	60.0	0.0	0.0	0.0	
					TOTAL	60.0	0.0	0.0	60.0	
				SOURCE OF FUNDS FED REC	LOCAL	0.0	0.0	0.0	0.0	
					STATE	0.0	0.0	0.0	0.0	
					FEDERAL	60.0	0.0	0.0	60.0	
					TOTAL	60.0	0.0	0.0	60.0	
		R 7370013			TOTAL	60.0	0.0	0.0	60.0	
	818 (513)	REPLACE ROOF AT WAUKESHA METRO TRANSIT OPERATIONS AND MAINTENANCE FACILITY	TP	DETAIL COSTS	PE	0.0	0.0	0.0	0.0	EXEMPT
					ROW	0.0	0.0	0.0	0.0	
					CONST	0.0	0.0	0.0	0.0	
					OTHER	250.0	0.0	0.0	0.0	
					TOTAL	250.0	0.0	0.0	250.0	
				SOURCE OF FUNDS FED REC	LOCAL	0.0	0.0	0.0	0.0	
					STATE	0.0	0.0	0.0	0.0	
					FEDERAL	250.0	0.0	0.0	250.0	
					TOTAL	250.0	0.0	0.0	250.0	
		R 7379999			TOTAL	250.0	0.0	0.0	250.0	
	819 (514)	REPLACE FAREBOX SYSTEM AT WAUKESHA METRO TRANSIT AND ADD FAREBOX TICKET DISPENSERS AT DOWNTOWN TRANSIT CENTER	TP	DETAIL COSTS	PE	0.0	0.0	0.0	0.0	EXEMPT
					ROW	0.0	0.0	0.0	0.0	
					CONST	0.0	0.0	0.0	0.0	
					OTHER	834.0	0.0	0.0	0.0	
					TOTAL	834.0	0.0	0.0	834.0	
				SOURCE OF FUNDS FED REC	LOCAL	0.0	0.0	0.0	0.0	
					STATE	0.0	0.0	0.0	0.0	
					FEDERAL	834.0	0.0	0.0	834.0	
					TOTAL	834.0	0.0	0.0	834.0	
		R 7370029			TOTAL	834.0	0.0	0.0	834.0	

**POTENTIAL PROJECTS UTILIZING FEDERAL AMERICAN RECOVERY AND REINVESTMENT ACT OF 2009 FUNDING:  
WAUKESHA COUNTY**

PROJECT SPONSOR	PROJECT			ESTIMATED COSTS (\$1,000)						AIR QUAL STAT
	NO	DESCRIPTION / STATE ID	TYPE		2009	2010	2011	2012	Total	
WAUKESHA (CITY)	820	SHOP EQUIPMENT FOR THE WAUKESHA METRO TRANSIT: RIDING LAWN MOWER AND PRESSURE WASHER	TP	DETAIL COSTS	PE	0.0	0.0	0.0	0.0	EXEMPT
					ROW	0.0	0.0	0.0	0.0	
					CONST	0.0	0.0	0.0	0.0	
					OTHER	262.0	0.0	0.0	0.0	
					TOTAL	262.0	0.0	0.0	0.0	
				SOURCE OF FUNDS FED REC	LOCAL	0.0	0.0	0.0	0.0	
					STATE	0.0	0.0	0.0	0.0	
					FEDERAL	262.0	0.0	0.0	0.0	
					TOTAL	262.0	0.0	0.0	0.0	
					TOTAL	262.0	0.0	0.0	0.0	
	821	SURVILLANCE CAMERA SYSTEM FOR 15 BUSES FOR WAUKESHA METRO TRANSIT	TP	DETAIL COSTS	PE	0.0	0.0	0.0	0.0	EXEMPT
					ROW	0.0	0.0	0.0	0.0	
					CONST	0.0	0.0	0.0	0.0	
					OTHER	150.0	0.0	0.0	0.0	
					TOTAL	150.0	0.0	0.0	0.0	
				SOURCE OF FUNDS FED REC	LOCAL	0.0	0.0	0.0	0.0	
					STATE	0.0	0.0	0.0	0.0	
					FEDERAL	150.0	0.0	0.0	0.0	
					TOTAL	150.0	0.0	0.0	0.0	
					TOTAL	150.0	0.0	0.0	0.0	
	822 (521)	HVAC UPGRADES FOR BUILDINGS AT WAUKESHA METRO TRANSIT	TP	DETAIL COSTS	PE	0.0	0.0	0.0	0.0	EXEMPT
					ROW	0.0	0.0	0.0	0.0	
					CONST	0.0	0.0	0.0	0.0	
					OTHER	40.0	0.0	0.0	0.0	
					TOTAL	40.0	0.0	0.0	0.0	
				SOURCE OF FUNDS FED REC	LOCAL	0.0	0.0	0.0	0.0	
					STATE	0.0	0.0	0.0	0.0	
					FEDERAL	40.0	0.0	0.0	0.0	
					TOTAL	40.0	0.0	0.0	0.0	
					TOTAL	40.0	0.0	0.0	0.0	
	823	ENHANCEMENT PROJECTS FOR WAUKESHA METRO TRANSIT	TP	DETAIL COSTS	PE	0.0	0.0	0.0	0.0	EXEMPT
					ROW	0.0	0.0	0.0	0.0	
					CONST	0.0	0.0	0.0	0.0	
					OTHER	20.0	0.0	0.0	0.0	
					TOTAL	20.0	0.0	0.0	0.0	
				SOURCE OF FUNDS FED REC	LOCAL	0.0	0.0	0.0	0.0	
					STATE	0.0	0.0	0.0	0.0	
					FEDERAL	20.0	0.0	0.0	0.0	
					TOTAL	20.0	0.0	0.0	0.0	
					TOTAL	20.0	0.0	0.0	0.0	
	824	REPLACE EXTERIOR METAL DOORS AT BADGER DRIVE FACILITY	TP	DETAIL COSTS	PE	0.0	0.0	0.0	0.0	EXEMPT
					ROW	0.0	0.0	0.0	0.0	
					CONST	0.0	0.0	0.0	0.0	
					OTHER	39.0	0.0	0.0	0.0	
					TOTAL	39.0	0.0	0.0	0.0	
				SOURCE OF FUNDS FED REC	LOCAL	0.0	0.0	0.0	0.0	
					STATE	0.0	0.0	0.0	0.0	
					FEDERAL	39.0	0.0	0.0	0.0	
					TOTAL	39.0	0.0	0.0	0.0	
					TOTAL	39.0	0.0	0.0	0.0	
	825	RECONDITIONING OF COMANCHE LN FROM MACARTHUR RD TO APACHE PASS IN THE CITY OF WAUKESHA (0.30 MILES)	OH	DETAIL COSTS	PE	0.0	0.0	0.0	0.0	EXEMPT
					ROW	0.0	0.0	0.0	0.0	
					CONST	445.0	0.0	0.0	0.0	
					OTHER	0.0	0.0	0.0	0.0	
					TOTAL	445.0	0.0	0.0	0.0	
				SOURCE OF FUNDS FED REC	LOCAL	0.0	0.0	0.0	0.0	
					STATE	0.0	0.0	0.0	0.0	
					FEDERAL	445.0	0.0	0.0	0.0	
					TOTAL	445.0	0.0	0.0	0.0	
					TOTAL	445.0	0.0	0.0	0.0	
	826	RECONSTRUCTION OF COOLIDGE AVE FROM SCOTT AVE TO S GRAND AVE IN THE CITY OF WAUKESHA (0.12 MILES)	OH	DETAIL COSTS	PE	0.0	0.0	0.0	0.0	EXEMPT
					ROW	0.0	0.0	0.0	0.0	
					CONST	0.0	0.0	0.0	0.0	
					OTHER	197.0	0.0	0.0	0.0	
					TOTAL	197.0	0.0	0.0	0.0	
				SOURCE OF FUNDS FED REC	LOCAL	0.0	0.0	0.0	0.0	
					STATE	0.0	0.0	0.0	0.0	
					FEDERAL	197.0	0.0	0.0	0.0	
					TOTAL	197.0	0.0	0.0	0.0	
					TOTAL	197.0	0.0	0.0	0.0	
	827	RESURFACING OF GUTHRIE RD FROM SUNSET DR TO 200 FEET NORTH OF BLACKHAWK TRL IN THE CITY OF WAUKESHA (0.30 MILES)	OH	DETAIL COSTS	PE	0.0	0.0	0.0	0.0	EXEMPT
					ROW	0.0	0.0	0.0	0.0	
					CONST	237.0	0.0	0.0	0.0	
					OTHER	0.0	0.0	0.0	0.0	
					TOTAL	237.0	0.0	0.0	0.0	
				SOURCE OF FUNDS FED REC	LOCAL	0.0	0.0	0.0	0.0	
					STATE	0.0	0.0	0.0	0.0	
					FEDERAL	237.0	0.0	0.0	0.0	
					TOTAL	237.0	0.0	0.0	0.0	
					TOTAL	237.0	0.0	0.0	0.0	

**POTENTIAL PROJECTS UTILIZING FEDERAL AMERICAN RECOVERY AND REINVESTMENT ACT OF 2009 FUNDING:  
WAUKESHA COUNTY**

PROJECT SPONSOR	PROJECT			ESTIMATED COSTS (\$1,000)							AIR QUAL STAT
	NO	DESCRIPTION / STATE ID	TYPE			2009	2010	2011	2012	Total	
WAUKESHA (CITY)	828	RECONSTRUCTION OF N GRAND AVE FROM E LAFFIN AVE TO 50 FT SOUTH OF HARRISON AVE IN THE CITY OF WAUKESHA (0.35 MILES)	OH	DETAIL COSTS	PE	0.0	0.0	0.0	0.0	0.0	EXEMPT
					ROW	0.0	0.0	0.0	0.0	0.0	
					CONST	1,290.0	0.0	0.0	0.0	1,290.0	
	R	7379954			OTHER	0.0	0.0	0.0	0.0	0.0	
					TOTAL	1,290.0	0.0	0.0	0.0	1,290.0	
					SOURCE OF FUNDS	LOCAL	0.0	0.0	0.0	0.0	
829	RECONSTRUCTION OF LINCOLN AVE FROM OAKLAND AVE TO PERKINS AVE/FREDERICK ST IN THE CITY OF WAUKESHA (0.20 MILES)	OH	DETAIL COSTS	STATE	0.0	0.0	0.0	0.0	0.0	EXEMPT	
				FEDERAL	1,290.0	0.0	0.0	0.0	1,290.0		
				TOTAL	1,290.0	0.0	0.0	0.0	1,290.0		
R	7379934			LOCAL	0.0	0.0	0.0	0.0	0.0		
				STATE	0.0	0.0	0.0	0.0	0.0		
				FEDERAL	797.0	0.0	0.0	0.0	797.0		
830	RESUFACING OF MICHIGAN AVE FROM MANCHESTER DR TO GREENMEADOW DR IN THE CITY OF WAUKESHA (0.20 MILES)	OH	DETAIL COSTS	TOTAL	797.0	0.0	0.0	0.0	797.0	EXEMPT	
				SOURCE OF FUNDS	LOCAL	0.0	0.0	0.0	0.0		0.0
				FED REC	STATE	0.0	0.0	0.0	0.0		0.0
R	7379930			FEDERAL	797.0	0.0	0.0	0.0	797.0		
				TOTAL	797.0	0.0	0.0	0.0	797.0		
				LOCAL	0.0	0.0	0.0	0.0	0.0		
831	RESURFACING OF PEBBLE VALLEY RD FROM NORTHVIEW RD TO WOODBURN RD IN THE CITY OF WAUKESHA (0.60 MILES)	OH	DETAIL COSTS	STATE	0.0	0.0	0.0	0.0	0.0	EXEMPT	
				ROW	0.0	0.0	0.0	0.0	0.0		
				CONST	167.0	0.0	0.0	0.0	167.0		
R	7379927			OTHER	0.0	0.0	0.0	0.0	0.0		
				TOTAL	167.0	0.0	0.0	0.0	167.0		
				SOURCE OF FUNDS	LOCAL	0.0	0.0	0.0	0.0		0.0
832	RECONSTRUCTION OF W ROBERTA AVE FROM SCOTT AVE TO S GRAND AVE IN THE CITY OF WAUKESHA (0.12 MILES)	OH	DETAIL COSTS	FED REC	0.0	0.0	0.0	0.0	0.0	EXEMPT	
				STATE	0.0	0.0	0.0	0.0	0.0		
				FEDERAL	167.0	0.0	0.0	0.0	167.0		
R	7379951			TOTAL	167.0	0.0	0.0	0.0	167.0		
				SOURCE OF FUNDS	LOCAL	0.0	0.0	0.0	0.0		0.0
				FED REC	STATE	0.0	0.0	0.0	0.0		0.0
833	RECONSTRUCTION OF SCOTT AVE FROM COOLIDGE AVE TO E NEWHALL AVE IN THE CITY OF WAUKESHA (0.49 MILES)	OH	DETAIL COSTS	FEDERAL	476.0	0.0	0.0	0.0	476.0	EXEMPT	
				TOTAL	476.0	0.0	0.0	0.0	476.0		
				SOURCE OF FUNDS	LOCAL	0.0	0.0	0.0	0.0		0.0
R	7379952			STATE	0.0	0.0	0.0	0.0	0.0		
				FEDERAL	199.0	0.0	0.0	0.0	199.0		
				TOTAL	199.0	0.0	0.0	0.0	199.0		
834	RESURFACING OF UNIVERSITY DR FROM PEBBLE VALLEY RD TO SILVERNAIL RD IN THE CITY OF WAUKESHA (0.50 MILES)	OH	DETAIL COSTS	LOCAL	0.0	0.0	0.0	0.0	0.0	EXEMPT	
				ROW	0.0	0.0	0.0	0.0	0.0		
				CONST	984.0	0.0	0.0	0.0	984.0		
R	7379952			OTHER	0.0	0.0	0.0	0.0	0.0		
				TOTAL	984.0	0.0	0.0	0.0	984.0		
				SOURCE OF FUNDS	LOCAL	0.0	0.0	0.0	0.0		0.0
835	RECONSTRUCTION OF SCOTT AVE FROM COOLIDGE AVE TO E NEWHALL AVE IN THE CITY OF WAUKESHA (0.49 MILES)	OH	DETAIL COSTS	FED REC	0.0	0.0	0.0	0.0	0.0	EXEMPT	
				STATE	0.0	0.0	0.0	0.0	0.0		
				FEDERAL	984.0	0.0	0.0	0.0	984.0		
R	7379952			TOTAL	984.0	0.0	0.0	0.0	984.0		
				SOURCE OF FUNDS	LOCAL	0.0	0.0	0.0	0.0		0.0
				FED REC	STATE	0.0	0.0	0.0	0.0		0.0
835	RESURFACING OF UNIVERSITY DRIVE FROM 150 FEET SOUTH OF GLENDON WAY TO NORTHVIEW RD IN THE CITY OF WAUKESHA (0.60 MILES)	OH	DETAIL COSTS	FEDERAL	629.0	0.0	0.0	0.0	629.0	EXEMPT	
				TOTAL	629.0	0.0	0.0	0.0	629.0		
				SOURCE OF FUNDS	LOCAL	0.0	0.0	0.0	0.0		0.0
R	7379925			STATE	0.0	0.0	0.0	0.0	0.0		
				FEDERAL	473.0	0.0	0.0	0.0	473.0		
				TOTAL	473.0	0.0	0.0	0.0	473.0		

## TABLE A

## ENDNOTES

- 28<sup>a</sup> Preliminary engineering for the reconstruction of South 108<sup>th</sup> Street between 550 feet north of West Edgerton Avenue and West Forest Home Avenue will consider alternatives with and without widening to provide additional capacity. South 108<sup>th</sup> Street between West Forest Home Avenue and West College Avenue will be reconstructed to its existing capacity.
- 68<sup>b</sup> USH 45/STH 100 between College Avenue and West Drexel Avenue will be reconstructed to its existing capacity. USH 45/STH 100 between West Drexel Avenue and West Loomis Road will be widened to provide additional capacity.
- 76<sup>c</sup>  
432<sup>c</sup>  
516<sup>c</sup>  
517<sup>c</sup> Projects are to be funded with Federal Railroad Administration funds and are included for informational purposes.
- 99<sup>d</sup> The Southeastern Wisconsin Regional Planning Commission is acting as staff to the Southeastern Wisconsin Regional Transit Authority (RTA) and an intergovernmental partnership of the Cities and Counties of Kenosha, Milwaukee, and Racine, the Wisconsin Department of Transportation and the Commission. The Commission has been the applicant on their behalf for Federal Administration (FTA) grants of \$3,200,000 in 2004 and \$6,922,258 in 2007. Planning is underway for the project including alternatives analysis and draft environmental impact statement. Planning will be continued through 2009 with preliminary and final engineering to proceed upon FTA approval. At the request of the FTA, this project shows the FTA 5309 funds are anticipated to be encumbered in 2009. The Commission anticipates an annual expenditure of approximately \$250,000 each in local and state funds and approximately \$2,000,000 in federal funds for the years 2009 through 2012. Project also shows \$6,000,000 of Congestion Mitigation and Air Quality program funds in 2010, with the necessary state and local shares. These funds may be used to assist in funding preliminary engineering and construction when needed following FTA approval.
- 120<sup>e</sup>  
121<sup>e</sup> The year 2035 regional transportation system plan recommends that right-of-way along West College Avenue (CTH ZZ) between South 27<sup>th</sup> Street and West Loomis Road (STH 36) be reserved to provide for potential future widening. The preliminary engineering programmed for this segment will consider alternatives with and without widening to provide additional capacity.
- 152<sup>f</sup> The Federal funds for this project are provided through the annual allocation of FTA Section 5307 urbanized area formula transit assistance funds apportioned to the public transit operators in the

TABLE A-1

## ENDNOTES (continued)

Milwaukee urbanized area. Each transit operator contributes a portion of its allocation—amounting to less than one percent in 2008—to provide funds for this project. Milwaukee County has agreed to be the applicant on behalf of SEWRPC.

155<sup>g</sup> Initiation of preliminary engineering may not proceed until a locally preferred alternative has been adopted by the project sponsor; the project sponsor has requested that SEWRPC amend the regional transportation system plan to include the locally preferred alternative; the regional transportation system plan has been amended; and the approval of the Federal Transit Administration has been obtained. The Federal funding sources include \$5,100,000 of Interstate Cost Estimate funds.

457<sup>h</sup> The City of Waukesha is the administrator.

537<sup>i</sup> The creation of an RTA with dedicated local funding that would address local public transit in Kenosha County would increase the funding available to the Kenosha Area Transit System and enable the system to expand service in the later years of the period covered in this TIP.

## APPENDIX B

### IMPLEMENTATION STATUS OF PROJECTS IN THE 2009 THROUGH 2012 TRANSPORTATION IMPROVEMENT PROGRAM FOR SOUTHEASTERN WISCONSIN

Appendix B is the listing of the 770 projects, which were included in the 2007-2010 Transportation Improvement Program (TIP). Of these projects, 207 were completed and subsequently removed from the TIP, 68 projects were dropped from the TIP, and 495 projects were either underway or deferred and subsequently retained in the TIP. There are seven tables within Appendix B:

Table B-1: Milwaukee Transportation Management Area--Milwaukee County

Table B-2: Milwaukee Transportation Management Area--Ozaukee County

Table B-3: Milwaukee Transportation Management Area--Washington County

Table B-4: Milwaukee Transportation Management Area--Waukesha County

Table B-5: Kenosha, Racine, and Walworth Transportation Management Area--Kenosha County

Table B-6: Kenosha, Racine, and Walworth Transportation Management Area--Racine County

Table B-7: Kenosha, Racine, and Walworth Transportation Management Area--Walworth County

In each table, projects are listed by county with projects which have been completed listed first, followed by the projects which have been dropped, or are no longer being considered for implementation. Within each category of project implementation, projects are in order by project type category: highway preservation, highway improvement, highway expansion, transit preservation, transit improvement, transit expansion, highway safety, off-system highway improvement, and highway related environmental enhancement. An explanation of the abbreviations used in the appendix follows:

#### Project Description

CTH	County trunk highway
IH	Interstate highway
STH	State trunk highway
M or MI	Miles

"C/" represents "City of"

"V/" represents "Village of"

"T/" represents "Town of"

#### Project Type

HP	Highway Preservation
HI	Highway Improvement
HE	Highway Expansion
TP	Transit Preservation
TI	Transit Improvement
TE	Transit Expansion
EE	Environmental Enhancement
HS	Highway Safety
OH	Off Arterial Highway System

Table B -1

**IMPLEMENTATION STATUS OF PROJECTS IN THE 2007 - 2010  
TRANSPORTATION IMPROVEMENT PROGRAM FOR THE MILWAUKEE TRANSPORTATION  
MANAGEMENT AREA -- MILWAUKEE COUNTY 2009-2012**

STATUS	NO	PROJECT DESCRIPTION	TYPE	PROJECT SPONSOR
COMPLETED	1	INTELLIGENT TRANSPORTATION SYSTEM PROJECTS WITHIN SOUTHEASTERN WISCONSIN	HP	STATE OF WISCONSIN
	7	STAFFING OF A POSITION TO ACT AS FACILITATOR, LIAISON & TRAINER IN JOINT WISDOT/MILWAUKEE COUNTY SHERIFF IMPLEMENTATION OF FREEWAY TRAFFIC MGNT SYSTEM	HP	
	8	SPECIAL TRAFFIC OPERATIONS ACTIVITIES; SIGN BRIDGES, ELECTRIC AND SIGNING MAINTENANCE WITHIN SOUTHEASTERN WISCONSIN	HP	
	10	SIGNAL INSTALLATION AND TURN LANE IMPROVEMENTS AT SELECTED INTERSECTIONS WITHIN SOUTHEASTERN WISCONSIN	HP	
	13	ROUT AND SEAL VARIOUS FREEWAY ASPHALT SURFACES WITHIN SOUTHEASTERN WISCONSIN	HP	
	15	PRELIMINARY ENGINEERING FOR INTERSTATE REHABILITATION PROJECTS IN SOUTHEASTERN WISCONSIN - INTERSTATE SPES	HP	
	16	PRELIMINARY ENGINEERING FOR STATE TRUNK HIGHWAY REHABILITATION PROJECTS IN SOUTHEASTERN WISCONSIN - STATE TRUNK HIGHWAY SPES	HP	
	18	MAINTENANCE PROJECTS--REPAIR--AT VARIOUS LOCATIONS ON THE INTERSTATE HIGHWAY SYSTEM WITHIN SOUTHEASTERN WISCONSIN	HP	
	19	BRIDGE REHABILITATION AT VARIOUS LOCATIONS ON THE INTERSTATE HIGHWAY SYSTEM WITHIN SOUTHEASTERN WISCONSIN	HP	
	20	ENGINEERING/ENVIRONMENTAL STUDIES FOR RECONSTRUCTION, REHABILITATION, OR CAPACITY EXPANSION OF STHS IDENTIFIED FOR SUCH IMPROVEMENTS IN THE SEWRPC PLAN	HP	
	21	MAINTENANCE PROJECTS--REPAIR--AT VARIOUS LOCATIONS ON THE STATE TRUNK HIGHWAY SYSTEM WITHIN SOUTHEASTERN WISCONSIN	HP	
	22	BRIDGE REHABILITATION AT VARIOUS LOCATIONS ON THE STATE TRUNK HIGHWAY SYSTEM WITHIN SOUTHEASTERN WISCONSIN	HP	
	23	LIGHTING REHABILITATION AT VARIOUS LOCATIONS ON THE STATE TRUNK HIGHWAY SYSTEM WITHIN SOUTHEASTERN WISCONSIN	HP	
	24	MAINTENANCE OF TRAFFIC DETECTING LOOPS AND ELECTRICAL SYSTEMS ON STATE TRUNK HIGHWAYS WITHIN SOUTHEASTERN WISCONSIN	HP	
	26	RECONSTRUCTION AND RECONFIGURATION OF THE MARQUETTE INTERCHANGE AND APPROACHES ON IH-94, IH-43 AND IH-794 IN THE CITY OF MILWAUKEE	HP	
	28	REPAIR PAVEMENT JOINTS ON IH-94 FROM CTH F TO THE MILWAUKEE COUNTY LINE AND ON IH 43 FROM THE WEST WAUKESHA COUNTY LINE TO MOORLAND RD (CTH O)	HP	
	34	RECONSTRUCTION OF W BLUE MOUND RD (USH 18) FROM N GLENVIEW AVE TO N 66TH ST IN THE CITY OF MILWAUKEE (1.13 MILES)	HP	
	38	RESURFACING OF S 108TH ST (USH 45/STH 100) FROM W COLLEGE AVE TO 550 FT NORTH OF W EDGERTON AVE IN THE VILLAGE OF HALES CORNERS (1.65 MILES)	HP	
	40	RESURFACING OF USH 45 (LOVERS LANE) FROM LOOMIS RD TO COLLEGE AVE IN THE CITY OF FRANKLIN (2.96 MILES)	HP	
	48	BRIDGE REHABILITATION ON N PROSPECT AVE (STH 32) OVER THE OAK LEAF BIKE TRAIL IN THE CITY OF MILWAUKEE	HP	

Source: SEWRPC.



Table B -1

**IMPLEMENTATION STATUS OF PROJECTS IN THE 2007 - 2010  
TRANSPORTATION IMPROVEMENT PROGRAM FOR THE MILWAUKEE TRANSPORTATION  
MANAGEMENT AREA -- MILWAUKEE COUNTY 2009-2012**

STATUS	NO	PROJECT DESCRIPTION	TYPE	PROJECT SPONSOR
COMPLETED	56	RECONSTRUCTION OF N 20TH ST (STH 57) FROM W HIGHLAND AVE TO W NORTH AVE IN THE CITY OF MILWAUKEE (1.10 MILES)	HP	STATE OF WISCONSIN
	58	INTERSECTION IMPROVEMENTS AT THE INTERSECTION OF STH 100 AND USH 18 IN THE CITY OF WAUWATOSA	HP	
	62	INTERSECTION IMPROVEMENT AT STH 100 AND MAYFAIR MALL SOUTH ENTRANCE IN THE CITY OF WAUWATOSA	HP	
	63	REHABILITATION OF STH 100 BRIDGES OVER THE MENOMONEE RIVER	HP	
	65	RESURFACING OF THE AIRPORT SPUR (STH 119) FROM IH-94 TO HOWELL AVE IN THE CITY OF MILWAUKEE (1.89 MILES)	HP	
	66	RECONSTRUCTION OF N 76TH ST (STH 181) FROM FLORIST AVE TO COUNTY LINE RD IN THE CITY OF MILWAUKEE (4.54 MILES)	HP	
	73	BRIDGE REHABILITATION ON 76TH ST (CTH U) OVER IH-894 IN MILWAUKEE COUNTY	HP	
	112	RECONSTRUCTION OF W MILL RD (CTH S) FROM N 91ST ST TO USH 45 IN THE CITY OF MILWAUKEE (1.50 MILES)	HP	MILWAUKEE COUNTY
	115	BRIDGE REHABILITATION ON S 76TH ST (CTH U) OVER W FOREST HOME AVE IN THE CITY OF GREENFIELD (B-40-0164)	HP	
	116	RECONSTRUCTION OF S 76TH ST (CTH U) FROM W WATERFORD AVE TO W OKLAHOMA AVE IN MILWAUKEE COUNTY (1.50 MILES)	HP	
	122	RECONSTRUCTION OF W RAWSON AVE (CTH BB) FROM ASH ST TO S 6TH ST IN THE CITY OF OAK CREEK (1.82 MILES)	HP	
	123	RECONSTRUCTION OF W HAMPTON AVE (CTH EE) FROM N 92ND ST TO N 108TH ST IN THE CITY OF MILWAUKEE (1.00 MILES)	HP	
	209	RECONSTRUCTION OF W GREENFIELD AVE FROM S 1ST ST TO S CEASAR E CHAVEZ DR IN THE CITY OF MILWAUKEE (1.01 MILES)	HP	MILWAUKEE (City)
	211	RECONSTRUCTION OF THE TEUTONIA AVE BRIDGE OVER THE UNION PACIFIC RR IN THE CITY OF MILWAUKEE (B-40-0035) (0.11 MILES)	HP	
	212	BRIDGE REHABILITATION OF THE N TEUTONIA AVE BRIDGE OVER W SILVER SPRING DR IN THE CITY OF MILWAUKEE (B-40-068)	HP	
	214	RECONSTRUCTION OF W EDGERTON AVE FROM S 20TH ST TO S 13TH ST IN THE CITY OF MILWAUKEE (0.50 MILES)	HP	
	219	RECONSTRUCTION OF A RETAINING WALL AT NE CORNER OF W HIGHLAND BOULEVARD BRIDGE PROJECT	HP	
	220	RECONSTRUCTION OF THE W HIGHLAND BLVD VIADUCT OVER THE CP RR ROW IN THE CITY OF MILWAUKEE (0.06 MILES)	HP	
	221	RECONSTRUCTION OF THE N HUMBOLDT AVE BRIDGE OVER RIVERBOAT RD IN THE CITY OF MILWAUKEE (0.01 MILES)	HP	
	222	RECONSTRUCTION OF THE N HUMBOLDT AVE BRIDGE OVER THE MILWAUKEE RIVER IN THE CITY OF MILWAUKEE (0.09 MILES)	HP	

Source: SEWRPC.

Table B -1

**IMPLEMENTATION STATUS OF PROJECTS IN THE 2007 - 2010  
TRANSPORTATION IMPROVEMENT PROGRAM FOR THE MILWAUKEE TRANSPORTATION  
MANAGEMENT AREA -- MILWAUKEE COUNTY 2009-2012**

STATUS	NO	PROJECT DESCRIPTION	TYPE	PROJECT SPONSOR
COMPLETED	226	BRIDGE REHABILITATION ON W KILBOURN AVE OVER THE MILWAUKEE RIVER IN THE CITY OF MILWAUKEE (0.04 MILES)	HP	MILWAUKEE (City)
	233	RECONSTRUCTION OF W NORTH AVE FROM W LISBON AVE TO N 31ST ST IN THE CITY OF MILWAUKEE (1.0 MILES)	HP	
	237	BRIDGE REHABILITATION ON N PROSPECT AVE OVER THE OAK LEAF BICYCLE TRAIL IN THE CITY OF MILWAUKEE (0.03 MILES)	HP	
	244	RECONSTRUCTION OF W VILLARD AVE FROM N GREEN BAY AVE TO N TEUTONIA AVE IN THE CITY OF MILWAUKEE (0.90 MILES)	HP	
	246	RESURFACING OF W WASHINGTON BLVD FROM N 47TH ST TO N 60TH ST IN THE CITY OF MILWAUKEE (0.58 MILES)	HP	
	250	RECONSTRUCTION OF S 35TH ST FROM W MORGAN AVE TO W LAKEFIELD DR IN THE CITY OF MILWAUKEE (0.41 MILES)	HP	
	309	RECONSTRUCTION OF HARMONEE AVE FROM MENOMONEE RIVER PKWY TO WAUWATOSA AVE (0.12 MI)	HP	WAUWATOSA (City)
	311	RECONSTRUCTION OF WAUWATOSA AVE FROM HARWOOD AVE TO MILWAUKEE AVE IN THE CITY OF WAUWATOSA (0.16 MILES)	HP	
	316	RECONSTRUCTION OF W NATIONAL AVE FROM S 65TH ST TO THE UP RAILROAD IN THE CITY OF WEST ALLIS (0.17 MILES)	HP	WEST ALLIS (City)
	82	RESURFACING OF VARIOUS PARK AND RIDE LOTS WITHIN SOUTHEASTERN WISCONSIN	TP	STATE OF WISCONSIN
	136	ELDERLY/DISABLED TRANSPORTATION SEC 5310 CURATIVE WORKSHOP	TP	MILWAUKEE COUNTY
	141	PURCHASE AND INSTALLATION OF SCHEDULING/RUN CUTTING SOFTWARE FOR THE MILWAUKEE COUNTY TRANSIT SYSTEM (WI-90-X362)	TP	
	147	REPLACEMENT OF AIR HANDLING SYSTEM AT FOND DU LAC TRANSPORTATION BUILDING	TP	
	148	REPLACEMENT OF VOICE RESPONSE UNIT AT MCTS INFORMATION CENTER	TP	
	149	REPLACEMENT OF DIESEL PUMP AND UNDERGROUND STORAGE TANK PIPING AT FIEBRANTZ OPERATING GARAGE	TP	
	151	OIL INTERCEPTOR REPLACEMENT AT THE MCTS FIEBRANTZ WASHHOUSE	TP	
	152	REPLACE DIESEL PUMP AND UNDERGROUND STORAGE TANK PIPING AT THE FOND DU LAC OPERATING GARAGE	TP	
	154	ROOF REPLACEMENT FOR THE MCTS DOWNTOWN TRANSIT CENTER	TP	
	685	PURCHASE AND INSTALLATION OF REPLACEMENT BUS STOP SIGNS FOR THE MILWAUKEE TRANSIT SYSTEM	TP	
	769	PURCHASE OF 10-PASSENGER BUS TO PROVIDE TRANSPORTATION FOR DISABLED PERSONS TO ADULT DAY SERVICES IN MILWAUKEE AND WAUKESHA COUNTIES	TP	GOODWILL INDUSTRIES OF SOUTHEASTERN

Source: SEWRPC.

Table B -1

**IMPLEMENTATION STATUS OF PROJECTS IN THE 2007 - 2010  
TRANSPORTATION IMPROVEMENT PROGRAM FOR THE MILWAUKEE TRANSPORTATION  
MANAGEMENT AREA -- MILWAUKEE COUNTY 2009-2012**

STATUS	NO	PROJECT DESCRIPTION	TYPE	PROJECT SPONSOR
COMPLETED	770	PURCHASE OF 2 ACCESSIBLE VANS TO PROVIDE TRANSPORTATION FOR DISABLED PERSONS TO WORK SERVICES PROGRAMS IN MILWAUKEE COUNTY	TP	GOODWILL INDUSTRIES OF SOUTHEASTERN
	771	TRAVEL TRAINING PROGRAM FOR DISABLED PERSONS FOR USE OF PUBLIC TRANSIT SERVICES	TP	
	84	MARKETING AMTRAK'S HIAWATHA SERVICE FROM MILWAUKEE AND CHICAGO INCLUDING RADIO AND NEWSPAPER ADVERTISEMENTS IN MILWAUKEE AND CHICAGO	TI	STATE OF WISCONSIN
	157	IMPROVE PUBLIC AWARENESS OF PUBLIC TRANSPORTATION SERVICES IN SOUTHEAST WISCONSIN THROUGH ADVERTISING, PROMOTION, AND PUBLIC INFORMATION	TI	MILWAUKEE COUNTY
	158	PURCHASE AND INSTALL SECURITY CAMERAS FOR 315 TRANSIT BUSES OPERATING IN MILWAUKEE COUNTY	TI	
	161	INITIATE EMPLOYMENT FOCUSED TRANSIT SERVICE ON CANAL ST SERVING 1ST, 2ND, AND 3RD SHIFTS IN THE MENOMONEE VALLEY IN THE CITY OF MILWAUKEE	TE	
	164	BRIDGE REPLACEMENT ON HONEY CREEK PKWY OVER HONEY CREEK IN MILWAUKEE COUNTY (P-40-0779)	OH	
	165	BRIDGE REPLACEMENT ON HONEY CREEK PKWY OVER HONEY CREEK IN MILWAUKEE COUNTY (P-40-0780)	OH	
	168	BRIDGE REPLACEMENT MILWAUKEE RIVER PKWY BRIDGE OVER THE MILWAUKEE RIVER IN MILWAUKEE COUNTY (B-40-0647)	OH	
	169	BRIDGE REPLACEMENT OVER OAK CREEK IN THE CITY OF SOUTH MILWAUKEE (P-40-0741)	OH	
	261	RECONSTRUCTION OF THE S 29TH ST BRIDGE OVER THE UP RAILWAY IN THE CITY OF MILWAUKEE (0.05 MILES)	OH	MILWAUKEE (City)
	322	WAYS TO WORK INITIATIVE TO PROVIDE LOANS TO LOW-INCOME FAMILIES IN MILW CO FOR AUTOMOBILE PURCHASES TO ENSURE TRANSPORTATION TO JOBS	OH	SOCIAL DEVELOPMENT COMMISSION
	723	JUSTICE 2000 DRIVER'S LICENSE RECOVERY AND EMPLOYABILITY PROJECT	OH	JUSTICE 2000
	176	SIGNAL REHABILITATION ON W SILVER SPRING DR (CTH E) FROM N 91ST ST TO N 124TH ST IN THE CITY OF MILWAUKEE (2.50 MILES)	HS	MILWAUKEE COUNTY
	178	IMPROVEMENT OF SIGNAL TIMING USING COMPUTER SIMULATION ON S 76TH ST (CTH U) FROM MORGAN AVE TO GRANGE AVE IN MILWAUKEE COUNTY (3.00 MILES)	HS	
	179	IMPLEMENTATION OF OPTIMIZED TRAFFIC SIGNAL TIMINGS AND NEW SIGNAL INTERCONNECT ON S 76TH ST (CTH U) FROM PARKVIEW RD TO OKLAHOMA AVE IN MILWAUKEE COUNTY (3.5 MILES)	HS	
	180	TRAFFIC SAFETY IMPROVEMENTS AT THE INTERSECTION OF N PORT WASHINGTON RD (CTH W) AND BROWN DEER RD (STH 32) IN MILWAUKEE COUNTY (0.31 MILES)	HS	
	181	SAFETY IMPROVEMENTS ON W HAMPTON AVE (CTH EE) FROM 60TH ST TO 124TH ST IN MILWAUKEE COUNTY (4.00 MILES)	HS	
	263	CONVERSION OF TRAFFIC SIGNALS TO LIGHT EMITTING DIODE SIGNAL INDICATIONS AT VARIOUS LOCATIONS IN THE CITY OF MILWAUKEE- PHASE II	HS	MILWAUKEE (City)
	264	CONVERSION OF TRAFFIC SIGNALS TO LIGHT EMITTING DIODE SIGNAL INDICATIONS AT VARIOUS LOCATIONS IN THE CITY OF MILWAUKEE - PHASE III	HS	

Source: SEWRPC.

Table B -1

**IMPLEMENTATION STATUS OF PROJECTS IN THE 2007 - 2010  
TRANSPORTATION IMPROVEMENT PROGRAM FOR THE MILWAUKEE TRANSPORTATION  
MANAGEMENT AREA -- MILWAUKEE COUNTY 2009-2012**

STATUS	NO	PROJECT DESCRIPTION	TYPE	PROJECT SPONSOR
COMPLETED	266	CONVERSION OF TRAFFIC SIGNALS TO LIGHT EMITTING DIODE SIGNAL INDICATIONS AT VARIOUS LOCATIONS IN THE CITY OF MILWAUKEE - PHASE V	HS	MILWAUKEE (City)
	267	RECONSTRUCTION OF THE INTERSECTION OF W SILVER SPRING DR AND N TEUTONIA AVE IN THE CITY OF MILWAUKEE	HS	
	318	RECONSTRUCTION OF THE INTERSECTION OF W NATIONAL AVE, W OKLAHOMA AVE AND ROOT RIVER PKWY AND INSTALLATION OF NEW TRAFFIC SIGNALS IN THE CITY OF WEST ALLIS	HS	WEST ALLIS (City)
	700	21ST ST ELEMENTARY SCHOOL SRTS IMPROVEMENTS: TRAFFIC SIGNAL INSTALL AND CURB EXT. AT INT. OF 22ND ST AND CENTER ST, AND THERMOPLASTIC PAVEMENT MARKINGS TO IMPROVE SAFETY IN THE CITY OF MILWAUKEE	HS	MILWAUKEE (City)
	96	WETLAND MITIGATION BANKING SITES FOR VARIOUS HIGHWAYS WITHIN SOUTHEASTERN WISCONSIN	EE	STATE OF WISCONSIN
	97	CONSTRUCTION OF THE THIRD FLOOR AT THE AMTRAK DEPOT TO HOUSE THE STATEWIDE OPERATIONS CENTER	EE	
	100	DESIGN AND CONSTRUCTION OF NOISE BARRIERS ON INTERSTATE HIGHWAYS WITHIN SOUTHEASTERN WISCONSIN	EE	
	101	LANDSCAPING OF NOISE BARRIERS ON VARIOUS INTERSTATE HIGHWAYS WITHIN SOUTHEASTERN WISCONSIN	EE	
	103	RETROFIT DIESEL EMISSION CONTROL DEVICES IN SCHOOL BUSES IN SEVERE OZONE NON-ATTAINMENT AREAS WITHIN SOUTHEASTERN WISCONSIN	EE	WISCONSIN DNR
	184	DESIGN AND CONSTRUCT AN UNDERPASS ALONG THE OAK LEAF TRAIL IN THE CITY OF GREENFIELD AT BELOIT RD (0.13 MILES)	EE	MILWAUKEE COUNTY
	186	CONSTRUCTION OF A COMPRESSED NATURAL GAS (CNG) FUELING FACILITY ADJACENT TO GENERAL MITCHELL AIRPORT	EE	
	187	REHABILITATION OF THE NORTH POINT LIGHTHOUSE AND KEEPER'S QUARTERS IN LAKE PARK IN THE CITY OF MILWAUKEE	EE	
	198	CONSTRUCTION OF THE OAK LEAF TRAIL FROM DREXEL AVE TO LOOMIS RD IN THE CITY OF FRANKLIN (2.27 MILES)	EE	
	278	INSTALLATION OF BICYCLE PARKING FACILITIES AT VARIOUS LOCATIONS IN THE CITY OF MILWAUKEE	EE	MILWAUKEE (City)
	286	BICYCLE LANE IMPROVEMENTS, LANDSCAPING, AND LIGHTING ALONG HOLTON ST FROM RESERVOIR ST TO THE CENTER ST COMMERCIAL DISTRICT IN THE CITY OF MILWAUKEE (0.80 MILES)	EE	
	287	UWM BICYCLE LOAN PROGRAM: PROVIDE 75 TO 100 BICYCLES TO UWM STUDENTS AND STAFF	EE	
	289	SIDEWALK, LANDSCAPING AND LIGHTING IMPROVEMENTS ON GREENFIELD AVE (STH 59) FROM S CESAR CHAVEZ DR TO S LAYTON BLVD IN THE CITY OF MILWAUKEE (0.75 MILES)	EE	
	302	INSTALLATION OF STREETScape FACILITIES ALONG W GREENFIELD AVE FROM S 16TH ST TO SOUTH 27TH ST	EE	
	307	RECONSTRUCTION OF THE OAK LEAF TRAIL BRIDGE OVER CAPITOL DR (STH 190) IN THE VILLAGE OF SHOREWOOD	EE	SHOREWOOD (Village)
UNDERWAY	2	TECHNICAL & PLANNING SUPPORT FOR INTELLIGENT TRANSPORTATION SYSTEM DEVELOPMENT	HP	STATE OF WISCONSIN

Source: SEWRPC.

Table B -1

**IMPLEMENTATION STATUS OF PROJECTS IN THE 2007 - 2010  
TRANSPORTATION IMPROVEMENT PROGRAM FOR THE MILWAUKEE TRANSPORTATION  
MANAGEMENT AREA -- MILWAUKEE COUNTY 2009-2012**

STATUS	NO	PROJECT DESCRIPTION	TYPE	PROJECT SPONSOR
UNDERWAY	3	TRAFFIC OPERATIONS CENTER; MONITOR OPERATION AND MAINTENANCE	HP	STATE OF WISCONSIN
	4	SUPPORT OF THE SOUTHEASTERN WISCONSIN REGIONAL PLANNING COMMISSION TRANSPORTATION PLANNING PROGRAM	HP	
	5	CONTINUATION OF THE REGIONAL TRANSPORTATION PLANNING PROGRAM CONDUCTED BY THE SOUTHEASTERN WISCONSIN REGIONAL PLANNING COMMISSION	HP	
	6	FUNDING FOR DIGITAL ORTHOPHOTOGRAPHY TO BE CONDUCTED BY THE SOUTHEASTERN WISCONSIN REGIONAL PLANNING COMMISSION IN 2010	HP	
	9	INSPECTION OF VARIOUS BRIDGES IN MILWAUKEE, WAUKESHA, KENOSHA, RACINE, WALWORTH AND WASHINGTON COUNTIES	HP	
	11	REPLACEMENT AND REPAIR OF SIGNALS AND SIGN BRIDGES WITHIN SOUTHEASTERN WISCONSIN	HP	
	12	PAVEMENT MARKING AT VARIOUS LOCATIONS ON THE UNITED STATES HIGHWAY SYSTEM AND STATE TRUNK HIGHWAY SYSTEM WITHIN SOUTHEASTERN WISCONSIN	HP	
	25	REHABILITATION OF ROADWAY AND BRIDGES ON IH-43 FROM SILVER SPRING DR TO THE NORTH MILWAUKEE COUNTY LINE (5.00 MILES)	HP	
	27	RECONSTRUCTION OF THE ZOO INTERCHANGE AND APPROACHES ON IH-94, IH 894 AND USH 45 IN MILWAUKEE COUNTY	HP	
	29	REHABILITATION OF THE HOAN BRIDGE ON IH-794 IN THE CITY OF MILWAUKEE	HP	
	31	REHABILITATION OF IH-894 BRIDGES OVER WEST FOREST HOME AVE (STH 24) IN THE CITY OF GREENFIELD	HP	
	33	RECONSTRUCTION OF E STATE ST (USH 18) FROM N EDISON ST TO N PROSPECT AVE (STH 32) IN THE CITY OF MILWAUKEE (0.70 MILES)	HP	
	35	RESURFACING OF W BLUE MOUND RD (USH 18) FROM N MAYFAIR RD (STH 100) TO USH 45 IN THE CITY OF MILWAUKEE (0.70 MILES)	HP	
	36	REHABILITATION OF W APPLETON AVE (USH 41) FROM W CAPITOL DR (STH 190) TO USH 45 IN THE CITY OF MILWAUKEE (3.9 MILES)	HP	
	37	REHABILITATION OF USH 41 FROM IH-94 TO LISBON AVE IN THE CITY OF MILWAUKEE (1.6 MILES)	HP	
	39	RECONSTRUCTION OF USH 45/STH 100 FROM W COLLEGE AVE TO 550 FT N OF EDGERTON AVE IN THE VILLAGE OF HALES CORNERS (1.65 MILES)	HP	
	41	REHABILITATION OF USH 45 FROM NORTH AVE TO GOOD HOPE RD (CTH PP) IN MILWAUKEE COUNTY (6.10 MILES)	HP	
	42	BRIDGE REPLACEMENTS ON USH 45/STH 100 OVER W RAWSON AVE (CTH BB) IN THE CITY OF FRANKLIN	HP	
	45	REHABILITATION OF W FOREST HOME AVE (STH 24) FROM 108TH PL TO 45TH ST (3.80 MILES)	HP	
	46	REPLACE THE W FOREST HOME AVE (STH 24) BRIDGE OVER THE KINNICKINNIC RIVER IN THE CITY OF MILWAUKEE	HP	

Source: SEWRPC.

Table B -1

**IMPLEMENTATION STATUS OF PROJECTS IN THE 2007 - 2010  
TRANSPORTATION IMPROVEMENT PROGRAM FOR THE MILWAUKEE TRANSPORTATION  
MANAGEMENT AREA -- MILWAUKEE COUNTY 2009-2012**

STATUS	NO	PROJECT DESCRIPTION	TYPE	PROJECT SPONSOR
UNDERWAY	49	REHABILITATION OF W LOOMIS RD (STH 36) FROM USH 45/STH 100 TO 51ST ST IN THE CITY OF FRANKLIN AND VILLAGE OF GREENDALE (5.30 MILES)	HP	STATE OF WISCONSIN
	50	RECONSTRUCTION OF W LOOMIS RD (STH 36) FROM S 51ST ST IN THE CITY OF GREENFIELD TO W FARDALE AVE IN THE CITY OF MILWAUKEE (2.00 MILES)	HP	
	51	REHABILITATION OF S HOWELL AVE/S CHASE AVE (STH 38) FROM E OHIO AVE TO E HOWARD AVE IN THE CITY OF MILWAUKEE (0.70 MILES)	HP	
	52	REHABILITATION OF S HOWELL AVE (STH 38) FROM LAYTON AVE (CTH Y) TO W GRANGE AVE IN THE CITY OF MILWAUKEE (0.80 MILES)	HP	
	53	REHABILITATION OF S HOWELL AVE (STH 38) FROM LAYTON AVE (CTH Y) TO E HOWARD AVE IN THE CITY OF MILWAUKEE (1.00 MILES)	HP	
	54	REHABILITATION OF STH 57 FROM W ST PAUL AVE TO W HIGHLAND BOULEVARD (USH 18) IN THE CITY OF MILWAUKEE (0.60 MILES)	HP	
	55	RECONSTRUCTION OF N GREEN BAY RD (STH 57) FROM MARNE DR TO GOOD HOPE (CTH PP) RD IN THE CITY OF GLENDALE (2.00 MILES)	HP	
	57	REHABILITATION OF STH 57 FROM W BROWN DEER RD (STH 100) TO MEQUON RD (STH 57/167) IN THE VILLAGE OF BROWN DEER AND CITY OF MEQUON (3.30 MILES)	HP	
	59	REHABILITATION OF BROWN DEER RD (STH 100) FROM STH 57 TO IH-43 IN THE VILLAGES OF BROWN DEER AND RIVER HILLS (2.2 MILES)	HP	
	60	REHABILITATION OF W BROWN DEER RD (STH 100) FROM 91ST ST TO 124TH ST IN THE CITY OF MILWAUKEE (2.00 MILES)	HP	
	61	REHABILITATION OF STH 100 (RYAN ROAD) FROM S 27TH ST (USH241) TO STH 38 IN THE CITY OF OAK CREEK (1.96 MILES)	HP	
	64	REHABILITATION OF STH 100 FROM WATERTOWN PLANK RD TO BURLEIGH ST IN THE CITY OF WAUWATOSA (2.0 MILES)	HP	
	67	RECONSTRUCTION OF N 76TH ST (STH 181) FROM W CENTER ST TO W APPLETON AVE (USH 41) IN MILWAUKEE COUNTY (1.78 MILES)	HP	
	68	REHABILITATION OF W CAPITOL DR (STH 190) FROM MILWAUKEE WEST CITY LIMITS TO N 60TH ST IN THE CITY OF MILWAUKEE (2.90 MILES)	HP	
	69	REHABILITATION OF THE W CAPITOL DR (STH 190) BRIDGE OVER THE MENOMONEE RIVER IN THE CITY OF WAUWATOSA	HP	
	70	RECONSTRUCTION OF CAPITOL DR (STH 190) FROM ESTABROOK DR TO LAKE DR (STH 32) IN THE VILLAGE OF SHOREWOOD (1.20 MILES)	HP	
	71	REHABILITATION OF S 27TH ST (STH 241) FROM HOWARD AVE TO OKLAHOMA AVE IN THE CITY OF MILWAUKEE (1.00 MILES)	HP	
	72	RECONSTRUCTION OF THE INTERSECTION OF S 27TH ST (STH 241) AND W RAWSON AVE (CTH BB) IN THE CITY OF FRANKLIN (0.20 MILES)	HP	
	74	BRIDGE REHABILITATION ON HAMPTON AVE (CTH EE) OVER USH 45 IN MILWAUKEE COUNTY	HP	
	107	REHABILITATE W SILVER SPRING DR (CTH E) FROM N 69TH ST TO N 90TH ST IN THE CITY OF MILWAUKEE (1.50 MILES)	HP	MILWAUKEE COUNTY

Source: SEWRPC.

Table B -1

**IMPLEMENTATION STATUS OF PROJECTS IN THE 2007 - 2010  
TRANSPORTATION IMPROVEMENT PROGRAM FOR THE MILWAUKEE TRANSPORTATION  
MANAGEMENT AREA -- MILWAUKEE COUNTY 2009-2012**

STATUS	NO	PROJECT DESCRIPTION	TYPE	PROJECT SPONSOR
UNDERWAY	108	RECONSTRUCTION OF W SILVER SPRING DR (CTH E) FROM N 90TH ST TO N 124TH ST IN THE CITY OF MILWAUKEE (2.00 MILES)	HP	MILWAUKEE COUNTY
	119	RECONSTRUCTION OF S 13TH ST (CTH V) FROM W RAWSON AVE (CTH BB) TO W COLLEGE AVE (CTH ZZ) IN THE CITIES OF OAK CREEK AND MILWAUKEE (1.00 MILES)	HP	
	124	BRIDGE REPLACEMENT ON W OKLAHOMA AVE (CTH NN) OVER HONEY CREEK IN MILWAUKEE COUNTY (B-40-27)	HP	
	125	RECONSTRUCTION OF W OKLAHOMA AVE (CTH NN) FROM S 72ND ST AND S 108TH ST (STH 100) IN MILWAUKEE COUNTY (2.25 MILES)	HP	
	126	RESURFACING OF W GOOD HOPE RD (CTH PP) FROM N 107TH ST TO N PORT WASHINGTON RD IN MILWAUKEE COUNTY (6.50 MILES)	HP	
	127	REHABILITATION OF THE WEST GOOD HOPE RD (CTH PP) BRIDGE OVER THE LITTLE MENOMONEE RIVER (B-40-497) IN THE CITY OF MILWAUKEE	HP	
	128	REHABILITATION OF THE WEST GOOD HOPE BRIDGE OVER THE LITTLE MENOMONEE RIVER (B-40-498) IN THE CITY OF MILWAUKEE	HP	
	131	REHABILITATION OF THE LAKE PARK DR BRIDGE (P-40-0573)	HP	
	204	RECONDITION W GRANGE AVE FROM S 76TH ST (CTH U) TO LOOMIS RD (STH 36) AND S 60TH ST FROM W GRANGE AVE TO A POINT 1,500 FEET NORTH IN THE VILLAGE OF GREENDALE (1.45 MILES)	HP	GREENDALE (Village)
	206	INSTALLATION OR MODIFICATION OF TRAFFIC SIGNALS AT IMPROVED STREET INTERSECTIONS IN THE CITY OF MILWAUKEE	HP	MILWAUKEE (City)
	207	INSTALLATION OF TRAFFIC SIGNING AT VARIOUS LOCATIONS IN THE CITY OF MILWAUKEE	HP	
	208	INSTALLATION OR MODIFICATION OF STREET LIGHTING AT VARIOUS LOCATIONS IN THE CITY OF MILWAUKEE	HP	
	213	BRIDGE RECONSTRUCTION ON W FOREST HOME AVE (STH 24) OVER THE KINNICKINNIC RIVER IN THE CITY OF MILWAUKEE (0.01 MILES)	HP	
	216	RECONSTRUCTION OF THE N GRANVILLE RD BRIDGE OVER THE LITTLE MENOMONEE RIVER IN THE CITY OF MILWAUKEE (0.60 MILES)	HP	
	218	REHABILITATION OF THE W HAMPTON AVE BRIDGE (P-40-801) OVER LINCOLN CREEK IN THE CITY OF MILWAUKEE (0.03 MILES)	HP	
	224	REHABILITATION OF THE S HOWELL AVE (STH 38) BRIDGE (P-40-0509) OVER UNION PACIFIC RAILROAD IN THE CITY OF MILWAUKEE (0.02 MILES)	HP	
	229	REHABILITATION AND DECK REPLACEMENT OF THE E LINCOLN AVE BRIDGE OVER THE UP RAILWAY IN THE CITY OF MILWAUKEE (P-40-0804) (0.17 MILES)	HP	
	238	RECONSTRUCTION OF W STATE ST FROM N 17TH ST (USH 18) TO N 27TH ST (STH 57) IN THE CITY OF MILWAUKEE (0.70 MILES)	HP	
	248	RESURFACING OF S 2ND ST FROM W NATIONAL AVE (STH 59) TO THE MENOMONEE RIVER IN THE CITY OF MILWAUKEE (0.67 MILES)	HP	
	304	BRIDGE REHABILITATION OF RANGE LINE RD BRIDGE OVER THE MILWAUKEE RIVER IN THE VILLAGE OF RIVER HILLS (P-40-0700)	HP	RIVER HILLS (Village)

Source: SEWRPC.

Table B -1

**IMPLEMENTATION STATUS OF PROJECTS IN THE 2007 - 2010  
TRANSPORTATION IMPROVEMENT PROGRAM FOR THE MILWAUKEE TRANSPORTATION  
MANAGEMENT AREA -- MILWAUKEE COUNTY 2009-2012**

STATUS	NO	PROJECT DESCRIPTION	TYPE	PROJECT SPONSOR
UNDERWAY	306	INSTALLATION AND INTERCONNECTION OF TRAFFIC SIGNALS AND SIGNING AT SELECTED HOWARD AVE INTERSECTIONS IN THE CITY OF ST. FRANCIS	HP	ST FRANCIS (City)
	310	RECONSTRUCTION OF WAUWATOSA AVE FROM STATE ST TO HARWOOD AVE IN THE CITY OF WAUWATOSA (0.09 MILES)	HP	WAUWATOSA (City)
	314	RESURFACING OF W LINCOLN AVE FROM S 61ST ST TO S 91ST ST IN THE CITY OF WEST ALLIS (1.89 MILES)	HP	WEST ALLIS (City)
	315	RECONSTRUCTION OF W NATIONAL AVE FROM S 92ND ST TO 85TH ST IN THE CITY OF WEST ALLIS (0.75 MILES)	HP	
	317	RECONSTRUCTION OF S 60TH ST FROM W LINCOLN AVE TO THE NORTH CITY LIMITS AND W GREENFIELD AVE (STH 59) FROM S 62ND ST TO S 60TH ST (1.57 MILES)	HP	
	321	RECONSTRUCTION OF W BURNHAM ST FROM S 52ND ST TO MILLER PARK WAY IN THE VILLAGE OF WEST MILWAUKEE (0.91 MILES)	HP	WEST MILWAUKEE (Village)
	684	RECONSTRUCTION OF THE INTERSECTION OF STH 145 AND FOND DU LAC AVE IN THE CITY OF MILWAUKEE	HP	STATE OF WISCONSIN
	695	RECONSTRUCTION OF THE INTERSECTION OF W FOND DU LAC AVE (STH 145) FROM N 60TH ST TO W HAMPTON AVE IN THE CITY OF MILWAUKEE	HP	
	696	REHABILITATION OF S 27TH ST (STH 241) FROM SOUTH MILWAUKEE COUNTY LINE TO W DREXEL AVE IN THE CITY OF OAK CREEK (4.0 MILES)	HP	
	697	REHABILITATION OF 27TH ST (STH 241) FROM COLLEGE AVE (CTH ZZ) TO HOWARD AVE IN MILWAUKEE COUNTY (3.0 MILES)	HP	
	714	USH 41 INTERSTATE CONVERSION PLAN	HP	
	715	REHABILITATION OF SILVER SPRING DR (CTH E) EASTBOUND BRIDGE OVER LITTLE MENOMONEE RIVER IN THE CITY OF MILWAUKEE	HP	MILWAUKEE COUNTY
	75	RECONSTRUCTION WITH ADDITIONAL TRAFFIC LANES OF IH-94 FROM THE ILLINOIS STATE LINE TO THE MITCHELL INTERCHANGE IN MILWAUKEE, RACINE, AND KENOSHA COUNTIES (32.50 MILES)	HI	STATE OF WISCONSIN
	76	RECONSTRUCTION WITH ADDITIONAL LANES OF USH 45/STH 100 FROM LOOMIS RD (STH 36) TO COLLEGE AVE (CTH ZZ) IN THE CITY OF FRANKLIN (2.98 MILES)	HI	
	77	RECONSTRUCTION WITH ADDITIONAL LANES OF STH 100 (RYAN RD) FROM 60TH ST TO LOOMIS RD (STH 36) IN THE CITY OF FRANKLIN (3.51 MILES)	HI	
	133	RECONSTRUCTION WITH ADDITIONAL TRAFFIC LANES OF S 76TH ST (CTH U) FROM PUETZ RD TO IMPERIAL DR IN THE CITY OF FRANKLIN (1.55 MILES)	HI	MILWAUKEE COUNTY
	134	RECONSTRUCTION WITH ADDITIONAL TRAFFIC LANES OF E COLLEGE AVE (CTH ZZ) FROM S HOWELL AVE (STH 38) TO S PENNSYLVANIA AVE (STH 794) IN MILWAUKEE COUNTY (1.30 MILES)	HI	
	303	RECONSTRUCTION WITH ADDITIONAL LANES OF DREXEL AVE FROM S 27TH ST (STH 241) TO S 13TH ST (CTH V) IN THE CITY OF OAK CREEK (1.0 MILES)	HI	OAK CREEK (City)
	312	RECONSTRUCTION WITH ADDITIONAL TRAFFIC LANES OF WATERTOWN PLANK RD FROM STH 100 TO USH 45 IN THE CITY OF WAUWATOSA (0.57 MILES)	HI	WAUWATOSA (City)
	79	REHABILITATION OF TRAIN SHED AND PLATFORMS AT THE MILWAUKEE INTERMODAL PASSENGER STATION (AMTRAK STATION) AND STREETScape IMPROVEMENTS TO 5TH ST	TP	STATE OF WISCONSIN

Source: SEWRPC.



Table B -1

**IMPLEMENTATION STATUS OF PROJECTS IN THE 2007 - 2010  
TRANSPORTATION IMPROVEMENT PROGRAM FOR THE MILWAUKEE TRANSPORTATION  
MANAGEMENT AREA -- MILWAUKEE COUNTY 2009-2012**

STATUS	NO	PROJECT DESCRIPTION	TYPE	PROJECT SPONSOR
UNDERWAY	80	COMPREHENSIVE STUDY OF EXISTING AND FUTURE PARK AND RIDE LOT FACILITIES WITHIN SOUTHEASTERN WISCONSIN	TP	STATE OF WISCONSIN
	81	IMPROVEMENT OF SIGNAGE, BUS SHELTERS, LIGHTING AND OTHER USER AMENITIES AT VARIOUS PARK AND RIDE LOTS WITHIN SOUTHEASTERN WISCONSIN	TP	
	83	CONTINUATION AND IMPROVED OPERATION OF THE "HIAWATHA" INTERCITY FROM MILWAUKEE TO CHICAGO	TP	
	135	ELDERLY/DISABLED TRANSPORTATION SEC 5310 UNITED COMMUNITY CENTER	TP	MILWAUKEE COUNTY
	137	OPERATING ASSISTANCE FOR THE MILWAUKEE COUNTY TRANSIT SYSTEM	TP	
	138	CAPITAL COST OF CONTRACTING FOR PARATRANSIT OPERATIONS FOR THE MILWAUKEE COUNTY TRANSIT SYSTEM	TP	
	139	CAPITALIZATION OF TRANSIT VEHICLE MAINTENANCE ACTIVITIES	TP	
	143	PURCHASE OF MISCELLANEOUS SUPPORT SERVICE AND MAINTENANCE EQUIPMENT FOR THE MILWAUKEE COUNTY TRANSIT SYSTEM	TP	
	144	TRANSIT VEHICLE TIRE LEASING SERVICES	TP	
	146	REPLACEMENT OF FUELING SYSTEMS AT THE MILWAUKEE COUNTY TRANSIT SYSTEM OPERATING GARAGES	TP	
	150	REPLACEMENT OF HVAC CONTROL SYSTEMS AT ALL MCTS FACILITIES	TP	
	155	REPLACE OIL/WATER SEPARATOR AT THE MCTS KINNICKINNIC OPERATING GARAGE	TP	
	716	OPERATING ASSISTANCE FOR MCTS JOB-ACCESS BUS SERVICES IN MILWAUKEE COUNTY	TP	
	719	OPERATING ASSISTANCE FOR MCTS ROUTE 54 TO THE UNITED MIGRANT OPPORTUNITY SERVICES (UMOS) OFFICE IN MILWAUKEE COUNTY	TP	
	724	OPERATING ASSISTANCE FOR EMPLOYMENT TRANSPORTATION SERVICES FOR LOW-INCOME PERSONS IN MILWAUKEE COUNTY	TP	MILWAUKEE CAREERS COOPERATIVE, INC.
	725	OPERATING ASSISTANCE FOR CHILDCARE TRANSPORTATION SERVICES FOR FAMILIES ENROLLED IN THE WISCONSIN WORKS (W-2) PROGRAM IN MILWAUKEE COUNTY	TP	V.E. CARTER DEVELOPMENT GROUP, INC.
	748	MARKETING AMTRAK'S HIAWATHA SERVICES FROM MILWAUKEE AND CHICAGO INCLUDING RADIO AND NEWSPAPER ADVERTISEMENTS IN MILWAUKEE AND CHICAGO-PHASE III	TP	STATE OF WISCONSIN
	87	INTERACTIVE INTERNET RIDESHARE PROJECT WITHIN SOUTHEASTERN WISCONSIN (GCM FFY 1995 ISTE A EARMARK FUNDS)	TI	
	159	SUPPORT OF SOUTHEASTERN WISCONSIN REGIONAL PLANNING COMMISSION TRANSIT PLANNING PROGRAM	TI	MILWAUKEE COUNTY
	160	SHORT RANGE TRANSIT PLANNING AND PROGRAMMING STUDIES FOR THE MILWAUKEE COUNTY TRANSIT SYSTEM	TI	

Source: SEWRPC.

Table B -1

**IMPLEMENTATION STATUS OF PROJECTS IN THE 2007 - 2010  
TRANSPORTATION IMPROVEMENT PROGRAM FOR THE MILWAUKEE TRANSPORTATION  
MANAGEMENT AREA -- MILWAUKEE COUNTY 2009-2012**

STATUS	NO	PROJECT DESCRIPTION	TYPE	PROJECT SPONSOR
UNDERWAY	85	PLANNING, AND PRELIMINARY AND FINAL ENGINEERING OF COMMUTER PASSENGER TRAIN SERVICE IN THE MILWAUKEE-RACINE-KENOSHA CORRIDOR	TE	SOUTHEASTERN WISCONSIN REGION PLANNING
	163	MILWAUKEE DOWNTOWN TRANSIT CONNECTOR LOCALLY PREFERRED ALTERNATIVE: CONTINUED PLANNING; PE IN 2009	TE	MILWAUKEE COUNTY
	167	BRIDGE REPLACEMENT ON MILWAUKEE RIVER PKWY OVER THE NORTH FORK OF THE MILWAUKEE RIVER IN THE CITY OF GLENDALE (B-40-0646)	OH	
	258	LOCAL STREET IMPROVEMENTS AT VARIOUS LOCATIONS IN THE CITY OF MILWAUKEE	OH	MILWAUKEE (City)
	259	BRIDGE REHABILITATION OF THE CHERRY ST BASCULE BRIDGE OVER THE MILWAUKEE RIVER IN THE CITY OF MILWAUKEE (P-40-0864)	OH	
	260	REHABILITATION OF THE N 45TH ST BRIDGE (P-40-601) OVER MENOMONEE RIVER IN THE CITY OF MILWAUKEE (0.01 MILES)	OH	
	305	BRIDGE REHABILITATION OF RIVER RD BRIDGE, 1.2 MILES NORTH OF CTH PP OVER INDIAN CREEK IN THE VILLAGE OF RIVER HILLS (P-40-538)	OH	RIVER HILLS (Village)
	720	REPLACEMENT OF ROOT RIVER PKWY BRIDGE OVER ROOT RIVER IN THE VILLAGE OF GREENDALE (P-40-561)	OH	MILWAUKEE COUNTY
	91	CONSTRUCTION OF VARIOUS SMALL HAZARD ELIMINATION MEASURES WITHIN SOUTHEASTERN WISCONSIN	HS	STATE OF WISCONSIN
	92	IMPROVEMENT AND MODERNIZATION OF LIGHTING SYSTEMS ON VARIOUS INTERSTATE HIGHWAYS WITHIN SOUTHEASTERN WISCONSIN	HS	
	93	IMPROVEMENT OF HAZARDOUS LOCATIONS ALONG THE STATE HIGHWAY SYSTEM WITHIN SOUTHEASTERN WISCONSIN	HS	
	94	RECONSTRUCTION OF THE INTERSECTION OF I-43 NB EXIT RAMP AT PORT WASHINGTON RD (CTH W) IN MILWAUKEE COUNTY	HS	
	95	TRAFFIC SAFETY IMPROVEMENTS AT FIVE INTERSECTIONS ON S 27TH ST (STH 241) IN THE CITIES OF GREENFIELD AND MILWAUKEE	HS	
	174	CONVERSION OF TRAFFIC SIGNALS TO LIGHT EMITTING DIODE SIGNAL INDICATORS AT 69 LOCATIONS ON THE COUNTY TRUNK HIGHWAY SYSTEM IN MILWAUKEE COUNTY	HS	MILWAUKEE COUNTY
	202	RECONSTRUCTION OF S KINNICKINNIC AVE AND E PLANKINTON AVE INTERSECTION IN THE CITY OF CUDAHY	HS	CUDAHY (City)
	262	SPOT TRAFFIC SIGNAL IMPROVEMENTS AT VARIOUS HIGH HAZARD LOCATIONS IN THE CITY OF MILWAUKEE	HS	MILWAUKEE (City)
	265	CONVERSION OF TRAFFIC SIGNALS TO LIGHT EMITTING DIODE SIGNAL INDICATIONS AT VARIOUS LOCATIONS IN THE CITY OF MILWAUKEE - PHASE IV	HS	
	268	SAFETY IMPROVEMENTS ON S CESAR CHAVEZ DR FROM NATIONAL AVE (STH 59) TO GREENFIELD AVE IN THE CITY OF MILWAUKEE (0.50 MILES)	HS	
	269	RECONSTRUCT THE FOREST HOME AVE (STH 24)/OKLAHOMA AVE/S 43RD ST INTERSECTION, PROVIDE HIGH VISIBILITY CROSSWALK TREATMENTS AND COUNTDOWN PEDESTRIAN SIGNAL HEADS TO IMPROVE PEDESTRIAN SAFETY IN THE CITY OF MILWAUKEE	HS	

Table B -1

**IMPLEMENTATION STATUS OF PROJECTS IN THE 2007 - 2010  
TRANSPORTATION IMPROVEMENT PROGRAM FOR THE MILWAUKEE TRANSPORTATION  
MANAGEMENT AREA -- MILWAUKEE COUNTY 2009-2012**

STATUS	NO	PROJECT DESCRIPTION	TYPE	PROJECT SPONSOR
UNDERWAY	270	STREET LIGHTING ON S 13TH ST FROM W RAWSON AVE (CTH BB) TO W COLLEGE AVE (CTH ZZ) IN THE CITY OF OAK CREEK AND THE CITY OF MILWAUKEE (1.00 MILES)	HS	MILWAUKEE (City)
	271	DESIGN AND CONSTRUCTION OF SAFETY IMPROVEMENTS ON S 27TH ST (STH 241) FROM KINNICKINNIC RIVER PARKWAY TO HOWARD AVE IN THE CITY OF MILWAUKEE (1.10 MILES)	HS	
	272	ROADWAY GEOMETRIC IMPROVEMENTS AND TRAFFIC SIGNAL INSTALLATION AT THE INTERSECTION OF N 40TH ST AND W VLIET ST IN THE CITY OF MILWAUKEE	HS	
	698	MILWAUKEE PUBLIC SCHOOL DISTRICT SAFE ROUTES TO SCHOOL EDUCATION AND ENCOURAGEMENT PROGRAM, INSTALLATION OF BIKE RACKS, AND DISTRIBUTION OF "SLOW DOWN" SIGNS TO SCHOOLS	HS	
	699	HOPKINS ELEMENTARY SCHOOL SRTS IMPROVEMENTS: RADAR SPD LMT AND PED YIELD SIGN INSTALL, THERMOPLASTIC PVMNT MARKINGS, REFUGE ISLAND AND TRAFFIC CIRCLE TO IMPROVE PED SAFETY IN THE CITY OF MILWAUKEE	HS	
	701	SAFE ROUTES TO SCHOOL IMPROVEMENTS IN THE CITY OF WAUWATOSA: CURB RAMP MODIFICATIONS, LED SCHOOL CROSSING AND RADAR SPD LMT SIGN INSTALL, AND BIKE RACKS TO IMPROVE PED SAFETY IN THE CITY OF WAUWATOSA	HS	WAUWATOSA (City)
	703	SAFETY IMPROVEMENTS TO INTERSECTION OF OAKLAND AVE AND CUMBERLAND BLVD TO PROMOTE PEDESTRIAN SAFETY IN THE VILLAGE OF WHITEFISH BAY	HS	WHITEFISH BAY (Village)
	86	RIDESHARE SIGNAGE AT VARIOUS LOCATIONS WITHIN SOUTHEASTERN WISCONSIN	EE	STATE OF WISCONSIN
	99	ESTABLISHMENT OF AN EMERGENCY RIDE REIMBURSEMENT PROGRAM TO REIMBURSE EMPLOYER PROGRAM PARTICIPANTS IN SOUTHEASTERN WISCONSIN	EE	
	102	DESIGN AND CONSTRUCTION OF BAYVIEW BIKEWAY FROM RUSSELL AVE TO MICHIGAN ST IN THE CITY OF MILWAUKEE	EE	
	104	CONSTRUCTION OF THE HANK AARON STATE TRAIL 6TH ST BICYCLE RAMP IN THE CITY OF MILWAUKEE	EE	WISCONSIN DNR
	105	CONSTRUCT A HANK AARON STATE TRAIL EXTENSION TO CONNECT EXISTING TRAIL SEGMENTS WITH THE OAK LEAF TRAIL THROUGH MILWAUKEE, WEST ALLIS, AND WAUWATOSA (6.0 MI)	EE	
	106	EDUCATION AND TRAINING PROJECT PROMOTNG TECHNOLOGIES AND ECO-FRIENDLY DRIVING BEHAVIORS WITH FLEET DRIVERS AND GENERAL PUBLIC INCLUDING THE DEVELOPMENT OF AN INTERACTIVE EXHIBIT	EE	
	182	PROVIDE 10 NATURAL GAS VEHICLES AT GENERAL MITCHELL INTERNATIONAL AIRPORT. EIGHT VEHICLES FOR GMIA OPERATIONS AND TWO VEHICLES TO SERVICE REMOTE PARKING	EE	MILWAUKEE COUNTY
	183	RECONSTRUCT TO MODERN DESIGN STANDARDS THE OAK LEAF TRAIL FROM W CONGRESS ST TO W SILVER SPRING DR IN THE LITTLE MENOMONEE RIVER CORRIDOR (2.25 MI)	EE	
	185	IMPLEMENTATION OF AN INTER-JURISDICTIONAL TRAFFIC COMMUNICATIONS SYSTEM CONNECTING COUNTY AND STATE SIGNALIZED INTERSECTION SYSTEMS IN MILWAUKEE COUNTY	EE	
	188	CONSTRUCTION OF THE BEERLINE BIKEWAY FROM NORTH AVE TO LOCUST ST IN THE CITY OF MILWAUKEE (4200 FEET)	EE	
	201	CONSTRUCTION OF THE OAK LEAF TRAIL FROM THE NORTHWEST CORNER OF BROWN DEER PARK ALONG AN ATC UTILITY CORRIDOR TO THE VILLAGE OF BROWN DEER VILLAGE HALL, THEN WESTERLY TO CONNECT WITH KOHL PARK AT THE W END OF HANSON PARK	EE	
	203	CONSTRUCTION OF A 10-FOOT WIDE BICYCLE/PEDESTRIAN PATH ALONG WE ENERGIES ROW FROM N SIDNEY PL TO W MILL RD IN THE CITY OF GLENDALE (0.5 MILES)	EE	GLENDALE (City)

Table B -1

**IMPLEMENTATION STATUS OF PROJECTS IN THE 2007 - 2010  
TRANSPORTATION IMPROVEMENT PROGRAM FOR THE MILWAUKEE TRANSPORTATION  
MANAGEMENT AREA -- MILWAUKEE COUNTY 2009-2012**

STATUS	NO	PROJECT DESCRIPTION	TYPE	PROJECT SPONSOR
UNDERWAY	273	IMPROVE RAILROAD CROSSINGS, INSTALL SIGNS, AND PAVEMENT MARKINGS FOR BIKE LANES, IMPROVE CROSSINGS AND REPAVE ROADWAY SEGMENTS WHERE NEEDED (3.70 MILES)	EE	MILWAUKEE (City)
	274	UPDATE OF THE CITY OF MILWAUKEE BICYCLE PLAN	EE	
	275	UPDATE AND DISTRIBUTE CITY OF MILWAUKEE BICYCLE ROUTE MAPS	EE	
	276	EVALUATION, SELECTION, DESIGNATION AND SPOT IMPROVEMENT OF BICYCLE ROUTES ON EXISTING STREETS IN THE CITY OF MILWAUKEE	EE	
	277	CREATE EXCLUSIVE BICYCLE LANES ON VARIOUS ROADWAYS THROUGHOUT THE CITY OF MILWAUKEE (42.0 MILES)	EE	
	279	CONSTRUCTION OF THE BEERLINE BIKE/RECREATIONAL CORRIDOR FROM E CHAMBERS ST TO E HOLTON AVE IN THE CITY OF MILWAUKEE (0.56 MILES)	EE	
	281	DESIGN AND CONSTRUCTION OF HANK AARON BIKE TRAIL FROM MILLER PARK TO EMMER LANE IN THE CITY OF MILWAUKEE (2.20 MILES)	EE	
	282	CONSTRUCT HANK AARON TRAIL - AIRLINE YARDS SEGMENT - IN MENOMONEE VALLEY IN THE CITY OF MILWAUKEE (1.66 MILES)	EE	
	283	MARSUPIAL BRIDGE IMPROVEMENTS (HOLTON ST VIADUCT) IN THE CITY OF MILWAUKEE	EE	
	284	CONSTRUCTION OF A BICYCLE TRAIL ALONG THE FORMER UP RR ROW FROM 6TH AND ROSEDALE TO E WASHINGTON AVE IN THE CITY OF MILWAUKEE (2.20 MILES)	EE	
	288	STREETSCAPE ENHANCEMENTS ON W NATIONAL AVE (STH 59) FROM S 27TH ST AND S 39TH ST IN THE CITY OF MILWAUKEE (1.50 MILES)	EE	
	290	STREETSCAPE IMPROVEMENTS ON W FOND DU LAC AVE (STH 145) FROM N 19TH ST TO N 36TH ST IN THE CITY OF MILWAUKEE (1.64 MILES)	EE	STATE OF WISCONSIN
	291	STREETSCAPE IMPROVEMENTS ON CAPITOL DR, ATKINSON AVE AND TEUTONIA AVE IN THE CITY OF MILWAUKEE	EE	
	292	INSTALL IMPROVED BUS SHELTERS AND BICYCLE RACKS, AND CONSTRUCT STREETSCAPE ENHANCEMENTS ALONG W NORTH AVE FROM MARTIN LUTHER KING JR DR TO N 7TH ST (0.31 MILES)	EE	MILWAUKEE (City)
	293	STREETSCAPE ENHANCEMENTS ON W SILVER SPRING AVE FROM N 68TH ST TO N 43RD ST IN THE CITY OF MILWAUKEE: LIGHTING ENHANCEMENTS, CROSSWALK IMPROVEMENTS, SIGNAGE, AND LANDSCAPING	EE	
	294	DESIGN AND CONSTRUCTION OF WALKWAY ENHANCEMENTS ALONG WISCONSIN AVE AND WATER ST IN THE CITY OF MILWAUKEE CBD (PHASES I-III)	EE	
	295	DESIGN AND CONSTRUCTION OF STREETSCAPE ENHANCEMENTS ALONG WISCONSIN AVE AND WATER ST IN THE CITY OF MILWAUKEE CBD (PHASE IV) (2.62 MILES)	EE	
	296	CONSTRUCT STREETSCAPE ENHANCEMENTS ALONG WATER ST FROM ST. PAUL AVE TO KNAPP ST; ALONG 5TH ST FROM CLYBOURN ST TO WISCONSIN AVE; DEVELOP A PEDESTRIAN WAYFINDING SYSTEM	EE	
	297	INSTALLATION OF A COMPUTER-CONTROLLED SYSTEM INTEGRATING 21 TRAFFIC SIGNALS ON THE SOUTH SIDE OF THE CITY OF MILWAUKEE	EE	
	298	DEVELOPMENT AND INSTALLATION OF OPTIMIZED TRAFFIC SIGNAL OPERATION FOR SPECIAL EVENTS AT THE FESTIVAL GROUNDS IN THE CITY OF MILWAUKEE	EE	

Source: SEWRPC.

Table B -1

**IMPLEMENTATION STATUS OF PROJECTS IN THE 2007 - 2010  
TRANSPORTATION IMPROVEMENT PROGRAM FOR THE MILWAUKEE TRANSPORTATION  
MANAGEMENT AREA -- MILWAUKEE COUNTY 2009-2012**

STATUS	NO	PROJECT DESCRIPTION	TYPE	PROJECT SPONSOR
UNDERWAY	299	SUMMERFEST PARKING MANAGEMENT SYSTEM IN THE CITY OF MILWAUKEE	EE	MILWAUKEE (City)
	300	INSTALLATION OF GUIDE SIGNS TO DIRECT MOTORISTS TO PARKING IN THE CITY OF MILWAUKEE	EE	
	301	IMPLEMENTATION OF AN ADVANCED PARKING GUIDANCE SYSTEM FOR GUIDING MOTORISTS TO PARKING FACILITIES WITHIN ONE BLOCK OF THE SUMMERFEST SHUTTLE BUS ROUTE (PHASE II)	EE	
	308	DESIGN NEW TIMING PLANS AND ADD ADDITIONAL VEHICLE DETECTION HARDWARE ALONG RAWSON AVE FROM 10TH AVE AND NICHOLSON AVE IN THE CITY SOUTH MILWAUKEE (1.06 MI)	EE	SOUTH MILWAUKEE (City)
	313	CONSTRUCTION OF A BICYCLE/PEDESTRIAN PATH ALONG THE MENOMONEE RIVER FROM HART PARK TO 63RD ST IN THE CITY OF WAUWATOSA (0.70 MILES)	EE	WAUWATOSA (City)
	319	CONSTRUCT A TUNNEL UNDER THE UNION PACIFIC R/R FOR CROSS-TOWN CONNECTOR BIKE TRAIL IN THE CITY OF WEST ALLIS	EE	WEST ALLIS (City)
	320	CONSTRUCTION OF THE WEST ALLIS CROSS TOWN CONNECTOR BICYCLE/PEDESTRIAN TRAIL FROM S 56TH ST TO S 124TH ST ALONG THE WE ENERGIES ROW IN THE CITY OF WEST ALLIS (5.00 MILES)	EE	
	749	TRAFFIC SIGNAL AND ITS IMPROVEMENTS ON BROWN DEER RD (STH 100) FROM USH 45 TO IH 43 IN MILWAUKEE COUNTY	EE	STATE OF WISCONSIN
	753	INSTALLATION OF COORDINATED TRAFFIC SIGNALS AT SIX ALL-WAY STOP CONTROLLED INTERSECTIONS IN THE CITY OF MILWAUKEE	EE	MILWAUKEE (City)
	754	EXPANSION OF THE TRAFFIC ADAPTIVE SIGNAL SYSTEM TO INCLUDE S 27TH ST, W FOREST HOME AVE, AND W OKLAHOMA AVE IN THE CITY OF MILWAUKEE	EE	
	755	CLEAN FLEET EMISSIONS REDUCTION INITIATIVE IN THE CITY OF MILWAUKEE	EE	
DEFERRED	109	RECONSTRUCTION OF N 107TH ST (CTH F) FROM W BROWN DEER RD (STH 100) TO THE NORTH MILWAUKEE COUNTY LINE IN THE CITY OF MILWAUKEE (1.00 MILES)	HP	MILWAUKEE COUNTY
	110	RECONSTRUCTION OF S 92ND ST (CTH N) FROM W FOREST HOME AVE (STH 24) TO W HOWARD AVE IN THE CITY OF GREENFIELD (1.50 MILES)	HP	
	111	RECONSTRUCTION OF W MILL RD (CTH S) FROM N 43RD ST TO N TEUTONIA AVE IN THE CITY OF MILWAUKEE (0.75 MILES)	HP	
	113	RECONSTRUCTION OF W MILL RD (CTH S) FROM N 84TH ST TO N 56TH ST IN THE CITY OF MILWAUKEE (1.75 MILES)	HP	
	114	RECONSTRUCTION OF S 76TH ST (CTH U) FROM THE SOUTH MILWAUKEE COUNTY LINE TO PUETZ RD IN THE CITY OF FRANKLIN (3.00 MILES)	HP	
	117	RECONSTRUCTION OF S 13TH ST (CTH V) FROM SOUTH MILWAUKEE COUNTY LINE TO RYAN RD (STH 100) IN THE CITY OF OAK CREEK (2.0 MILES)	HP	
	118	RECONSTRUCTION OF S 13TH ST (CTH V) FROM RYAN RD (STH 100) TO W RAWSON AVE (CTH BB) IN THE CITY OF OAK CREEK (3.00 MILES)	HP	
	120	RECONSTRUCTION OF W LAYTON AVE (CTH Y) FROM S 27TH ST (STH 241) TO W LOOMIS RD (STH 36) IN THE CITY OF GREENFIELD (1.20 MILES)	HP	
	121	RECONSTRUCTION OF N PORT WASHINGTON RD (CTH W) FROM W DAPHNE ST TO W GOOD HOPE RD (CTH PP) IN MILWAUKEE COUNTY (0.70 MILES)	HP	

Source: SEWRPC.

Table B -1

**IMPLEMENTATION STATUS OF PROJECTS IN THE 2007 - 2010  
TRANSPORTATION IMPROVEMENT PROGRAM FOR THE MILWAUKEE TRANSPORTATION  
MANAGEMENT AREA -- MILWAUKEE COUNTY 2009-2012**

STATUS	NO	PROJECT DESCRIPTION	TYPE	PROJECT SPONSOR
DEFERRED	129	RECONSTRUCTION OF W COLLEGE AVE (CTH ZZ) FROM LOOMIS RD TO S 51ST ST IN THE VILLAGE OF GREENDALE (0.75 MILES)	HP	MILWAUKEE COUNTY
	130	RECONSTRUCTION OF COLLEGE AVE (CTH ZZ) FROM S 27TH ST (STH 241) TO S 51ST ST IN MILWAUKEE COUNTY (1.50 MILES)	HP	
	132	RECONSTRUCTION OF RYAN RD (CTH H) FROM STH 36 TO STH 100 IN THE CITY OF FRANKLIN (2.0 MILES)	HP	
	210	RECONSTRUCTION OF THE WEST CAPITOL DR (STH 190) BRIDGE (B-40-059) OVER MENOMONEE RIVER IN THE CITY OF MILWAUKEE (0.01 MILE)	HP	MILWAUKEE (City)
	223	RESURFACE N HOPKINS FROM W CONGRESS ST TO W VILLARD AVE IN THE CITY OF MILWAUKEE (1.10 MILES)	HP	
	225	RECONSTRUCTION OF KEEFE AVE FROM N 7TH ST TO N HUMBOLDT BLVD IN THE CITY OF MILWAUKEE (1.23 MILES)	HP	
	227	RESURFACING OF E LINCOLN AVE FROM S 1ST ST TO S KINNICKINNIC AVE IN THE CITY OF MILWAUKEE (0.36 MILES)	HP	
	228	RECONSTRUCTION OF E LINCOLN AVE FROM S LINCOLN MEMORIAL DR TO E BAY ST (EXCLUDING STRUCTURE) IN THE CITY OF MILWAUKEE (0.32 MILES)	HP	
	230	RECONSTRUCT W LISBON AVE FROM N 31ST ST TO N SHERMAN BLVD IN THE CITY OF MILWAUKEE (0.85 MILE)	HP	
	231	RESURFACING OF W LOCUST ST FROM N DR MARTIN LUTHER KING DR TO N 15TH ST IN THE CITY OF MILWAUKEE (0.83 MILES)	HP	
	234	RECONSTRUCTION OF THE W NORTH AVE BRIDGE (P-40-810) OVER CANADIAN PACIFIC RAILROAD IN THE CITY OF MILWAUKEE (0.02 MILES)	HP	
	235	RECONSTRUCTION OF E/W NORTH AVE FROM N DR MARTIN LUTHER KING JR DR TO N BOOTH ST IN THE CITY OF MILWAUKEE (0.52 MI)	HP	
	236	RECONSTRUCTION OF W OKLAHOMA AVE FROM S 72ND ST TO S 60TH ST IN THE CITY OF MILWAUKEE (0.73 MILES)	HP	
	239	RECONSTRUCTION OF W STATE ST FROM N 35TH ST (USH 18) TO N 27TH ST (STH 57) IN THE CITY OF MILWAUKEE (0.50 MILES)	HP	
	241	RECONSTRUCT N TEUTONIA AVE FROM W CAPITOL DR (STH 190) TO W RUBY AVE IN THE CITY OF MILWAUKEE (0.70 MILES)	HP	
	242	RECONSTRUCT N TEUTONIA AVE FROM W BURLEIGH ST TO W CAPITOL DR (STH 190) IN THE CITY OF MILWAUKEE (1.10 MILES)	HP	
	243	RECONSTRUCT N TEUTONIA AVE FROM W CENTER ST TO W BURLEIGH ST IN THE CITY OF MILWAUKEE (0.50 MILES)	HP	
	245	RECONSTRUCT W VLIET ST FROM N 12TH ST TO N 27TH ST (STH 57) IN THE CITY OF MILWAUKEE (1.05 MILES)	HP	
	247	RESURFACING OF S 1ST ST FROM S KINNICKINNIC AVE TO E LINCOLN AVE IN THE CITY OF MILWAUKEE (0.70 MILES)	HP	
	249	RECONSTRUCT S 13TH ST FROM W CLEVELAND AVE TO W WINDLAKE AVE IN THE CITY OF MILWAUKEE (0.62 MILES)	HP	

Source: SEWRPC.

Table B -1

**IMPLEMENTATION STATUS OF PROJECTS IN THE 2007 - 2010  
TRANSPORTATION IMPROVEMENT PROGRAM FOR THE MILWAUKEE TRANSPORTATION  
MANAGEMENT AREA -- MILWAUKEE COUNTY 2009-2012**

STATUS	NO	PROJECT DESCRIPTION	TYPE	PROJECT SPONSOR
DEFERRED	252	RESURFACING OF S 60TH ST FROM W WATERFORD AVE TO W FOREST HOME AVE (STH 24) IN THE CITY OF MILWAUKEE (0.46 MILES)	HP	MILWAUKEE (City)
	253	RECONSTRUCTION OF N 92ND ST FROM W CAPITOL DR (STH 190) TO W HAMPTON AVE IN THE CITY OF MILWAUKEE (1.06 MILES)	HP	
	721	RECONSTRUCT W VILLARD AVE BRIDGE OVER LINCOLN CREEK IN THE CITY OF MILWAUKEE (P-40-894)	HP	
	764	REHABILITATION OF S WHITNALL AVE BRIDGE OVER UNION PACIFIC RAILROAD (P-40-0644)	HP	
	254	RECONSTRUCTION WITH ADDITIONAL LANES OF N 91ST ST (SWAN RD) FROM W BROWN DEER RD (STH 100) TO NORTH MILWAUKEE COUNTY LINE IN THE CITY OF MILWAUKEE (1.00 MILES)	HI	
	140	PURCHASE OF 110 40-FOOT REPLACEMENT BUSES FOR THE MILWAUKEE COUNTY TRANSIT SYSTEM: 15 BUSES IN 2009, 2010, 2011 AND 2012	TP	MILWAUKEE COUNTY
	142	REPLACEMENT OF AIR CONDITIONING SYSTEM AT THE MILWAUKEE COUNTY TRANSIT ADMINISTRATION BUILDING	TP	
	153	ROOF REPLACEMENT AT MCTS ADMINISTRATION BUILDING	TP	
	750	IMPROVED RIDERSHIP AND PUBLIC AWARENESS OF PUBLIC TRANSPORTATION SERVICES IN SE WISCONSIN, IMPROVE AIR QUALITY BY REDUCING SINGLE OCCUPANCY AUTO TRIPS, EMISSIONS AND VMTs WITHIN THE REGION	TP	
	765	MOBILITY MANAGER POSITION TO PLAN AND COORDINATE TRANSPORTATION SERVICES FOR DISABLED PERSONS IN MILWAUKEE COUNTY	TP	
	766	PURCHASE OF TRIP PLANNER SOFTWARE FOR MCTS	TP	
	767	REMOVAL OF BARRIERS FOR DISABLED PERSONS AT BUS STOPS AND ALONG ROUTES IN MILWAUKEE COUNTY	TP	
	768	TRAVEL TRAINING PROGRAM FOR DISABLED PERSONS TO USE PUBLIC TRANSIT SERVICES	TP	
	255	DESIGN AND INSTALLATION OF EXPRESS BUS ROUTE TRAFFIC SIGNAL PRE-EMPTION EQUIPMENT IN THE CITY OF MILWAUKEE	TI	MILWAUKEE (City)
	166	BRIDGE REPLACEMENT ON JACKSON PARK DR OVER THE NORTH BRANCH OF THE KINNICKINNIC RIVER IN THE CITY OF MILWAUKEE (P-40-0568)	OH	MILWAUKEE COUNTY
	170	RECONSTRUCTION OF OLD LOOMIS RD FROM RAWSON AVE (CTH BB) TO S 76TH ST (CTH U) IN THE CITY OF FRANKLIN (0.63 MILES)	OH	
	171	BRIDGE REHABILITATION ON W VIENNA AVE OVER THE MENOMONEE RIVER AT GRANTOSA PKWY IN MILWAUKEE COUNTY (P-40-0771)	OH	
	172	BRIDGE REPLACEMENT ON WHITNALL PARK DR OVER A BRANCH OF THE ROOT RIVER (P-40-0721)	OH	
	173	RECONSTRUCTION OF SOUTH 68TH ST (CTH A) FROM RYAN RD (STH 100) TO HOUSE OF CORRECTIONS IN THE CITY OF FRANKLIN (0.75 MILES)	OH	
	175	INCREASE THE LENGTH OF THE EASTBOUND AND WESTBOUND LEFT TURN LANES BY 100 FT AT THE INTERSECTION OF W GOOD HOPE RD (CTH PP) AND 91ST ST IN THE CITY OF MILWAUKEE	HS	

Source: SEWRPC.

Table B -1

**IMPLEMENTATION STATUS OF PROJECTS IN THE 2007 - 2010  
TRANSPORTATION IMPROVEMENT PROGRAM FOR THE MILWAUKEE TRANSPORTATION  
MANAGEMENT AREA -- MILWAUKEE COUNTY 2009-2012**

STATUS	NO	PROJECT DESCRIPTION	TYPE	PROJECT SPONSOR
DEFERRED	177	TRAFFIC SAFETY IMPROVEMENTS ON W MILL RD (CTH S) FROM USH 45 TO GREEN BAY RD (STH 57) IN THE CITY OF MILWAUKEE (6.25 MILES)	HS	MILWAUKEE COUNTY
	189	CONSTRUCTION OF THE NORTHWEST BIKEWAY FROM W GOOD HOPE RD (CTH PP) TO N 124TH ST IN THE CITY OF MILWAUKEE (1.20 MILES)	EE	
	190	CONSTRUCTION OF THE NORTHWEST BIKEWAY FROM W MILL RD (CTH S) TO W GOOD HOPE RD (CTH PP) IN THE CITY OF MILWAUKEE (1.33 MILES)	EE	
	192	FINAL PHASE OF THE NW SIDE TO DOWNTOWN COMMUTER PROJECT. CONSTRUCT BIKE TRAIL ON ABANDONED UP R/R CORRIDOR FROM THE NORTH END OF ESTABROOK PARK TO ATC/WE ENERGIES UTILITY CORRIDOR NEAR 2900 W MILL RD (CTH S) (2.5 MILES)	EE	
	193	CONSTRUCTION OF THE OAK LEAF TRAIL (ROOT RIVER) FROM HOWELL AVE (STH 38) TO 27TH ST (STH 241) IN THE CITY OF MILWAUKEE (2.00 MILES)	EE	
	194	CONSTRUCTION OF THE OAK LEAF TRAIL; BENDER PARK CONNECTOR IN THE CITY OF OAK CREEK (5.50 MILES)	EE	
	195	CONSTRUCTION OF THE OAK LEAF TRAIL FROM OAKWOOD RD TO RYAN RD (STH 100) IN THE CITY OF FRANKLIN (1.70 MILES)	EE	
	196	CONSTRUCTION OF THE OAK LEAF TRAIL (ROOT RIVER) FROM S 27TH ST (STH 241) TO OAKWOOD RD IN THE CITY OF FRANKLIN (3.98 MILES)	EE	
	197	CONSTRUCTION OF THE OAK LEAF TRAIL KOHL PARK CONNECTOR IN THE CITY OF MILWAUKEE (5.2 MILES)	EE	
	199	CONSTRUCTION OF THE OAK LEAF TRAIL FROM THE ROOT RIVER PARKWAY 0.5 MILES SOUTH OF COLLEGE AVE EXTENDED TO FOREST HOME AVE (STH 24) (3.34 MILES)	EE	
	200	OAK LEAF TRAIL CONSTRUCTION ALONG THE RYAN CREEK CORRIDOR FROM S 76TH ST (CTH U) AND S 116TH ST (3.30 MILES)	EE	
	280	DESIGN AND CONSTRUCTION OF HANK AARON BIKE TRAIL FROM DOYNE PARK TO MILLER PARK IN MENOMONEE VALLEY IN THE CITY OF MILWAUKEE	EE	MILWAUKEE (City)
	285	BIKE/PED CONNECTIONS TO HANK AARON TRAIL IN MENOMONEE VALLEY IN THE CITY OF MILWAUKEE	EE	
	751	PHASE 3 OF THE NW SIDE TO DOWNTOWN COMMUTER PROJECT. CONSTRUCT TRAIL IN ATC/WE ENERGIES UTILITY CORRIDOR FROM THE NW CORNER OF BROWN DEER PARK SOUTHEAST TO W MILL RD (CTH S) IN MILWAUKEE COUNTY (2.1 MILES)	EE	MILWAUKEE COUNTY
	752	INSTALLATION OF BICYCLE LANES ON VARIOUS ARTERIAL ROADWAYS IN THE CITY OF MILWAUKEE	EE	MILWAUKEE (City)
PROJECT DROPPED	14	PRELIMINARY ENGINEERING FOR THE REHABILITATION OF THE FREEWAYS WITHIN SOUTHEASTERN WISCONSIN	HP	STATE OF WISCONSIN
	17	PRELIMINARY ENGINEERING FOR LOCAL BRIDGE PROJECTS IN SOUTHEASTERN WISCONSIN - LOCAL BRIDGE SPES	HP	
	30	MAINTENANCE PAINTING OF THE HOAN BRIDGE ON IH-794 IN THE CITY OF MILWAUKEE (2.56 MILES)	HP	
	32	INTERCHANGE IMPROVEMENTS AT THE NB RAMPS OF USH 41/45 AND PILGRIM RD IN WAUKESHA COUNTY	HP	
	43	RESURFACING OF W FOREST HOME AVE (STH 24) FROM 108TH PL TO S 92ND ST IN THE VILLAGE OF HALES CORNERS (1.51 MILES)	HP	

Source: SEWRPC.



Table B -1

**IMPLEMENTATION STATUS OF PROJECTS IN THE 2007 - 2010  
TRANSPORTATION IMPROVEMENT PROGRAM FOR THE MILWAUKEE TRANSPORTATION  
MANAGEMENT AREA -- MILWAUKEE COUNTY 2009-2012**

STATUS	NO	PROJECT DESCRIPTION	TYPE	PROJECT SPONSOR
PROJECT DROPPED	44	REHABILITATION OF W FOREST HOME AVE (STH 24) FROM 108TH PLACE TO 92ND ST (1.5 MILES)	HP	STATE OF WISCONSIN
	47	REHABILITATION OF THE W FOREST HOME AVE (STH 24) BRIDGES OVER IH-894	HP	
	205	PRELIMINARY ENGINEERING FOR VARIOUS LOCAL URBAN SYSTEM PROJECTS IN THE CITY OF MILWAUKEE	HP	MILWAUKEE (City)
	215	RECONSTRUCTION OF W FOND DU LAC AVE FROM N 107TH ST TO N 91ST ST IN THE CITY OF MILWAUKEE (1.44 MILES)	HP	
	240	RESURFACING OF W ST PAUL AVE FROM N 27TH ST TO N 13TH ST IN THE CITY OF MILWAUKEE (0.70 MILES)	HP	
	251	RECONSTRUCT N 51ST ST FROM W ROOSEVELT DR TO W CAPITOL DR (STH 190) IN THE CITY OF MILWAUKEE (0.60 MILES)	HP	
	256	PRELIMINARY ENGINEERING FOR VARIOUS LOCAL BRIDGE REPLACEMENT PROJECTS IN THE CITY OF MILWAUKEE	HP	
	78	REDEVELOPMENT OF THE DOWNTOWN MILWAUKEE INTERMODAL STATION	TP	STATE OF WISCONSIN
	156	NECESSARY FACILITY RENOVATIONS AND REPAIRS AT MCTS FACILITIES SYSTEMWIDE	TP	MILWAUKEE COUNTY
	162	INITIATE TRANSIT SERVICE FROM THE SHOPS AT GRANVILLE STATION AND THE MEQUON CAMPUS OF THE MILWAUKEE AREA TECHNICAL COLLEGE IN THE CITIES OF MEQUON AND MILWAUKEE	TE	
	257	RECONSTRUCTION AND RESURFACING AT VARIOUS LOCATIONS ON CITY STREETS OFF OF THE FEDERAL-AID SYSTEM IN THE CITY OF MILWAUKEE (8.5 MILES)	OH	MILWAUKEE (City)
	88	OFFICE OF THE COMMISSIONER OF RAILROADS RAIL-HIGHWAY CROSSING SAFETY PROJECTS (LEVEL OF EFFORT) WITHIN SOUTHEASTERN WISCONSIN	HS	STATE OF WISCONSIN
	89	HSR CORRIDOR RAIL CROSSING IMPROVEMENTS WITHIN SOUTHEASTERN WISCONSIN	HS	
	90	ELIMINATION OF RAILROAD CROSSINGS AT VARIOUS LOCATIONS IN SOUTHEASTERN WISCONSIN	HS	
	702	DEVELOPMENT OF COMPREHENSIVE SAFE ROUTES TO SCHOOL PLAN FOR WEST ALLIS-WEST MILWAUKEE SCHOOL DISTRICT	HS	WEST ALLIS (City)
	98	CONTINUATION OF THE SOUTHEASTERN WISCONSIN RIDESHARE RIDE MATCHING SERVICE AND MARKETING	EE	STATE OF WISCONSIN
	191	CONSTRUCT OAK LEAF TRAIL - OZAUKEE INTERURBAN/KOHL PARK CONNECTOR IN CITY OF MILWAUKEE AND VILLAGE OF BROWN DEER (2.77 MILES)	EE	MILWAUKEE COUNTY

Table B -2

**IMPLEMENTATION STATUS OF PROJECTS IN THE 2007 - 2010  
TRANSPORTATION IMPROVEMENT PROGRAM FOR THE MILWAUKEE TRANSPORTATION  
MANAGEMENT AREA -- OZAUKEE COUNTY 2009-2012**

STATUS	NO	PROJECT DESCRIPTION	TYPE	PROJECT SPONSOR
COMPLETED	324	RECONSTRUCTION OF STH 32 FROM GRAND AVE IN THE CITY OF PORT WASHINGTON TO IH-43 IN OZAUKEE COUNTY (1.63 MILES)	HP	STATE OF WISCONSIN
	325	REHABILITATION OF STH 33 FROM THE WEST OZAUKEE COUNTY LINE TO CTH O IN OZAUKEE COUNTY (6.19 MILES)	HP	
	327	RESURFACING OF STH 167 FROM STH 57 TO IH-43 IN THE CITY OF MEQUON (3.00 MILES)	HP	
	329	REHABILITATION OF WAUWATOSA RD (STH 181) FROM COUNTY LINE RD (CTH Q) TO MEQUON RD (STH 167) IN THE CITY OF MEQUON (2.04 MILES)	HP	
	346	RESURFACING OF PIONEER RD (CTH C) FROM GREEN BAY RD TO KLUG LN IN THE CITY OF MEQUON (1.40 MILES)	HP	MEQUON (City)
	347	RECONSTRUCTION OF WAUSAUKEE RD (CTH M) FROM COUNTY LINE RD TO MEQUON RD IN THE CITY OF MEQUON IN OZAUKEE COUNTY (2.0 MILES)	HP	
	345	REPLACE EXISTING BOX CULVERT ON GREEN BAY RD (CTH O) IN OZAUKEE COUNTY	HS	CEDARBURG (Town)
	354	RELOCATION OF THE INTERSECTION OF CTH I AND STH 33 APPROXIMATELY 200 FT EAST IN THE TOWN OF SAUKVILLE	HS	SAUKVILLE (Town)
	353	STREETSCAPING ENHANCEMENTS ON STH 32 (FRANKLIN ST) INCLUDING COLORED SIDEWALKS AND CROSSWALKS, LIGHTING, BENCHES, PLANTERS, BICYCLE RACKS, AND SIGNAGE IN THE CITY OF PORT WASHINGTON	EE	PORT WASHINGTON (City)
UNDERWAY	326	REHABILITATION OF STH 33 FROM THE MILWAUKEE RIVER OVERFLOW BR. TO IH 43 IN THE VILLAGE OF SAUKVILLE (0.36 MILES)	HP	STATE OF WISCONSIN
	328	RESURFACING OF WAUWATOSA RD (STH 181) FROM MEQUON RD (STH 167) TO PIONEER RD IN THE CITY OF MEQUON (4.01 MILES)	HP	
	330	RECONSTRUCTION OF STH 181 (WAUWATOSA RD) FROM BRIDGE ST TO CTH T (WESTERN AVE) IN THE CITY AND TOWN OF CEDARBURG	HP	
	349	RECONSTRUCTION OF N SPRING ST (CTH KK) FROM STH 33 TO MALLINGER DR IN THE CITY OF PORT WASHINGTON (0.32 MILES)	HP	PORT WASHINGTON (City)
	686	RESURFACING OF MEQUON RD (STH 167) FROM 1,000 FT WEST OF CEDARBURG RD (STH 57) TO 600 FT WEST OF CEDARBURG ROAD(STH 57), INCLUDING THE WCL RAILROAD CROSSING (0.10 MILES)	HP	STATE OF WISCONSIN
	332	RECONSTRUCTION WITH ADDITIONAL TRAFFIC LANES OF STH 33 FROM MARKET ST IN THE VILLAGE OF SAUKVILLE TO TOWER DR IN THE CITY OF PORT WASHINGTON (1.50 MILES)	HI	
	335	RECONSTRUCTION WITH ADDITIONAL TRAFFIC LANES OF PORT WASHINGTON RD (CTH W) FROM MEQUON RD (STH 167) TO GLEN OAKS LN IN THE CITY OF MEQUON (1.00 MILES)	HI	OZAUKEE COUNTY
	336	PROVISION OF COUNTYWIDE SPECIALIZED DEMAND-RESPONSIVE TRANSPORTATION SERVICES FOR ELDERLY & DISABLED PEOPLE AND OUT OF COUNTY TRANSPORTATION FOR THE ELDERLY AND DISABLED (SEC. 85.21)	TP	
	337	OPERATING ASSISTANCE FOR OZAUKEE COUNTY EXPRESS BUS AND SHARED-RIDE TAXI (FTA 5307 AND SEC 85.20)	TP	
	338	CAPITAL COST OF MAINTENANCE FOR THE OZAUKEE COUNTY EXPRESS BUS AND SHARED-RIDE TAXI	TP	
	340	PURCHASE OF REPLACEMENT VEHICLES FOR THE OZAUKEE COUNTY SHARED-RIDE TAXI PROGRAM	TP	

Source: SEWRPC.

Table B -2

**IMPLEMENTATION STATUS OF PROJECTS IN THE 2007 - 2010  
TRANSPORTATION IMPROVEMENT PROGRAM FOR THE MILWAUKEE TRANSPORTATION  
MANAGEMENT AREA -- OZAUKEE COUNTY 2009-2012**

STATUS	NO	PROJECT DESCRIPTION	TYPE	PROJECT SPONSOR
UNDERWAY	350	CAPITAL COSTS FOR THE CITY OF PORT WASHINGTON TRANSIT SYSTEM (SEC 85.20 & 5311)	TP	PORT WASHINGTON (City)
	351	OPERATING ASSISTANCE FOR THE CITY OF PORT WASHINGTON SHARED-RIDE TAXI SYSTEM (SEC 85.21 & 5311)	TP	
	718	MOBILITY MANAGER POSITION TO PLAN AND COORDINATE TRANSPORTATION SERVICES FOR HANDICAPPED PERSONS IN OZAUKEE COUNTY	TP	COMMUNITY CARE, INC.
	331	RECONSTRUCTION OF THE INTERSECTION OF STH 167 (MEQUON RD) WITH WAUSAUKEE RD (CTH M) IN THE CITY OF MEQUON AND THE VILLAGE OF GERMANTOWN	HS	STATE OF WISCONSIN
	344	IMPROVEMENT OF THE INTER-URBAN BICYCLE/PEDESTRIAN TRAIL FROM TERMINAL RD AND RIDGEWOOD RD AND BRIDGE CONSTRUCTION OVER IH-43 IN THE TOWN OF GRAFTON (2.15 MILES)	EE	OZAUKEE COUNTY
	348	CONSTRUCT BICYCLE TRAIL LINKING MILWAUKEE COUNTY'S OAK LEAF TRAIL AND OZAUKEE INTERURBAN TRAIL IN THE CITY OF MEQUON (1.59 MILES)	EE	MEQUON (City)
	352	CONSTRUCTION OF TWO OFF-STREET SEGMENTS OF THE INTERURBAN TRAIL IN THE CITY OF PORT WASHINGTON: OAKLAND AVE TO PARK ST; CTH LL TO HIGHLAND RD	EE	PORT WASHINGTON (City)
DEFERRED	339	OFFICE EQUIPMENT FOR OZAUKEE COUNTY TRANSIT'S NEW BUILDING FOR VEHICLE STORAGE AND OFFICE FACILITY	TP	OZAUKEE COUNTY
	717	NEW BUS SHELTER IN THE VILLAGE OF NEWBURG	TP	
	341	AUTOMATED DATA PROCESSING AND AUTOMATED VEHICLE LOCATOR HARDWARE AND SOFTWARE	TI	
	342	NEW BUILDING FOR VEHICLE STORAGE AND OFFICE FACILITY FOR OZAUKEE COUNTY TRANSIT SERVICES	TE	
PROJECT DROPPED	323	RECONDITIONING OF IH-43 FROM STH 32 TO THE NORTH COUNTY LINE IN OZAUKEE COUNTY (17.53 MILES)	HP	STATE OF WISCONSIN
	333	PRELIMINARY ENGINEERING FOR VARIOUS PROJECTS IN OZAUKEE COUNTY	HP	OZAUKEE COUNTY
	334	PRELIMINARY ENGINEERING FOR VARIOUS LOCAL BRIDGE REPLACEMENT PROJECTS IN OZAUKEE COUNTY	HP	
	343	PRELIMINARY ENGINEERING FOR VARIOUS LOCAL HAZARD ELIMINATION PROJECTS IN OZAUKEE COUNTY	HS	

Table B -3

**IMPLEMENTATION STATUS OF PROJECTS IN THE 2007 - 2010  
TRANSPORTATION IMPROVEMENT PROGRAM FOR THE MILWAUKEE TRANSPORTATION  
MANAGEMENT AREA -- WASHINGTON COUNTY 2009-2012**

STATUS	NO	PROJECT DESCRIPTION	TYPE	PROJECT SPONSOR
COMPLETED	358	REHABILITATION OF STH 28 FROM USH 41 TO USH 45 IN WASHINGTON COUNTY (8.50 MILES)	HP	STATE OF WISCONSIN
	362	RESURFACING OF STH 60 FROM KETTLE MORaine RD TO USH 41 IN WASHINGTON COUNTY (3.00 MILES)	HP	
	369	RECONSTRUCTION OF THE INTERSECTION OF STH 167 AND STH 175 IN THE TOWN OF RICHFIELD	HP	
	394	BRIDGE RECONSTRUCTION ON FREISTADT RD IN THE VILLAGE OF GERMANTOWN (P-66-0700)	HP	GERMANTOWN (Village)
	373	RECONSTRUCTION OF STH 60 WITH ADDITIONAL LANES FROM MAIN ST TO POND RD IN THE CITY OF HARTFORD (0.70 MILES)	HI	STATE OF WISCONSIN
	388	BRIDGE REPLACEMENT ON TOWN LINE RD OVER THE MILWAUKEE RIVER IN THE TOWN OF KEWASKUM P-66-0910	OH	WASHINGTON COUNTY
	395	BRIDGE RECONSTRUCTION ON LILAC LN IN THE VILLAGE OF GERMANTOWN	OH	GERMANTOWN (Village)
	400	CONSTRUCT A PAVED ASPHALT BICYCLE/PEDESTRIAN TRAIL ALONG AN OLD RAILWAY RIGHT-OF-WAY FROM RUSCO DR AND JACKSON ST IN THE CITY OF WEST BEND	EE	WEST BEND (City)
UNDERWAY	355	RECONSTRUCTION AND RECONFIGURATION OF THE USH 41 AND STH 144 INTERCHANGE IN WASHINGTON COUNTY	HP	STATE OF WISCONSIN
	356	RECONSTRUCT THE USH 41 AND STH 60 INTERCHANGE IN WASHINGTON COUNTY	HP	
	357	RESURFACING OF USH 45 FROM WB STH 28 TO NORTH COUNTY LINE IN WASHINGTON COUNTY	HP	
	359	RESURFACING OF STH 28 FROM USH 45 TO STH 144 IN WASHINGTON COUNTY (5.82 MILES)	HP	
	360	REHABILITATION OF WASHINGTON ST (STH 33) FROM USH 41 TO CTH Z IN WASHINGTON COUNTY (4.80 MILES)	HP	
	361	RECONSTRUCTION OF STH 33 FROM THE MILWAUKEE RIVER TO WISCONSIN ST IN THE CITY OF WEST BEND (0.10 MILES)	HP	
	363	RECONSTRUCTION OF THE INTERSECTION OF STH 60 AND KETTLE MORaine RD IN THE CITY OF HARTFORD	HP	
	364	RECONSTRUCTION OF STH 83 FROM MAIN ST TO WILSON ST IN THE CITY OF HARTFORD (0.80 MILES)	HP	
	365	RECONSTRUCTION OF STH 144 FROM THE CITY OF WEST BEND NORTH CITY LIMIT TO THE NORTH WASHINGTON COUNTY LINE (8.44 MILES)	HP	
	366	REHABILITATION OF STH 144 FROM CTH NN TO STH 33 IN THE TOWN OF WEST BEND (5.30 MILES)	HP	
	367	REHABILITATION OF FOND DU LAC AVE (STH 145) FROM STH 167 TO CTH P IN WASHINGTON COUNTY (6.46 MILES)	HP	
	377	BRIDGE REPLACEMENT ON CTH D OVER THE ROCK RIVER IN THE TOWN OF WAYNE	HP	WASHINGTON COUNTY

Source: SEWRPC.

Table B -3

**IMPLEMENTATION STATUS OF PROJECTS IN THE 2007 - 2010  
TRANSPORTATION IMPROVEMENT PROGRAM FOR THE MILWAUKEE TRANSPORTATION  
MANAGEMENT AREA -- WASHINGTON COUNTY 2009-2012**

STATUS	NO	PROJECT DESCRIPTION	TYPE	PROJECT SPONSOR
UNDERWAY	378	BRIDGE REPLACEMENT ON CTH M OVER CEDAR CREEK IN THE TOWN OF JACKSON	HP	WASHINGTON COUNTY
	379	BRIDGE REPLACEMENT ON CTH W OVER THE ROCK RIVER IN THE TOWN OF ADDISON	HP	
	371	RECONSTRUCTION WITH ADDITIONAL TRAFFIC LANES OF STH 33 ON NEW ALIGNMENT FROM TRENTON RD TO OAK RD IN THE TOWN OF TRENTON (1.30 MILES)	HI	STATE OF WISCONSIN
	372	RECONSTRUCTION WITH ADDITIONAL TRAFFIC LANES OF STH 60 FROM USH 41 TO USH 45 IN WASHINGTON COUNTY (3.30 MILES)	HI	
	374	RECONSTRUCT WITH ADDITIONAL LANES OF STH 145 FROM USH 41 TO CTH P IN WASHINGTON COUNTY	HI	
	380	RECONSTRUCTION WITH ADDITIONAL TRAFFIC LANES OF CTH Q (COUNTY LINE ROAD) FROM USH 41 AND PILGRIM RD IN THE VILLAGE OF GERMANTOWN (0.85 MILE)	HI	WASHINGTON COUNTY
	381	OPERATING ASSISTANCE WASHINGTON COUNTY COMMUTER EXPRESS BUS SERVICE (SEC 85.20 & 5307)	TP	
	382	WASHINGTON COUNTY SHARED-RIDE TAXI PROGRAM CAPITAL COSTS: 2 VANS AND 2 MINIBUS IN 2009; 3 MINIBUS, 1 MEDIUM BUS, AND 1 SEDAN IN 2010; 2 MINIBUS, 1 MEDIUM BUS, AND 2 SEDANS IN 2011; 4 VANS AND 1 MEDIUM BUS IN 2012.	TP	
	383	PROVISION OF COUNTYWIDE SPECIALIZED DEMAND RESPONSIVE TRANSPORTATION SERVICES FOR THE ELDERLY AND DISABLED IN WASHINGTON COUNTY (SEC 85.21)	TP	
	384	ELDERLY/DISABLED TRANSPORTATION SEC 5310 CAPITAL ASSISTANCE PROGRAM WASHINGTON CO AND/OR VARIOUS WASHINGTON COUNTY PRIVATE, NON PROFIT ORGANIZATIONS	TP	
	386	CONSTRUCTION OF WASHINGTON COUNTY PARK AND RIDE LOT AT THE USH 41, USH 45, AND STH 145 INTERCHANGE IN THE TOWN OF RICHFIELD	TP	
	396	OPERATING ASSISTANCE FOR CITY OF HARTFORD TRANSIT (SEC 85.20 & 5311)	TP	HARTFORD (City)
	397	CAPITAL COSTS FOR THE CITY OF HARTFORD TRANSIT SYSTEM	TP	
	399	OPERATING ASSISTANCE FOR THE CITY OF WEST BEND SHARED-RIDE TAXI SYSTEM: 2005-2007	TP	WEST BEND (City)
	693	WASHINGTON COUNTY SHARED-RIDE TAXI PROGRAM DISPATCH SOFTWARE LICENSES, MAINTENANCE, AND REPORTS	TP	WASHINGTON COUNTY
	694	ENHANCEMENT PROJECTS FOR WASHINGTON COUNTY PUBLIC TRANSPORTATION WHICH INCLUDES LANDSCAPING, LIGHTING, SIGNAGE, AND 2 BUS SHELTERS, WITH OTHER AMENITIES	TP	
	727	MOBILITY MANAGER POSITION TO PLAN AND COORDINATE TRANSPORTATION SERVICES	TP	WOW WORKFORCE DEVELOPMENT, INC.
	756	DESIGN AND CONSTRUCT A NEW PARK-RIDE LOT NORTH OF STH 60 AND WEST OF CTH P ALONG APPLE CREEK AND REMOVAL OF EXISTING PARK-RIDE LOT IN SE QUADRANT OF STH 60 AND CTH P	TP	JACKSON (Village)
	402	KEYS TO WORK INITIATIVE TO PROVIDE LOANS TO LOW-INCOME FAMILIES IN WAUKESHA, OZAUKEE AND WASHINGTON COUNTIES FOR AUTOMOBILE PURCHASES TO ENSURE TRANSPORTATION TO WORK	OH	WOW WORKFORCE DEVELOPMENT, INC.
	726	REPLACEMENT OF N JOHNSON ST BRIDGE OVER RUBICON RIVER IN THE CITY OF HARTFORD (P-66-704)	OH	HARTFORD (City)

Source: SEWRPC.

Table B -3

**IMPLEMENTATION STATUS OF PROJECTS IN THE 2007 - 2010  
TRANSPORTATION IMPROVEMENT PROGRAM FOR THE MILWAUKEE TRANSPORTATION  
MANAGEMENT AREA -- WASHINGTON COUNTY 2009-2012**

STATUS	NO	PROJECT DESCRIPTION	TYPE	PROJECT SPONSOR
UNDERWAY	392	CONSTRUCTION OF A ROUNDABOUT AT THE INTERSECTION OF CTH P AND CTH PV (PLEASANT VALLEY RD) IN WASHINGTON COUNTY	HS	WASHINGTON COUNTY
	398	RENOVATION OF THE HARTFORD HERITAGE AUTO MUSEUM (PHASE II) TO IMPROVE THE FACILITY AND AUTO DISPLAYS AND EXPAND THE RAILROAD DISPLAYS IN THE CITY OF HARTFORD	EE	HARTFORD (City)
	401	RAILROAD DEPOT RESTORATION AND VETERAN'S AVE PEDESTRIAN IMPROVEMENTS AND PRELIMINARY DESIGN FOR THE WEST BEND TRAIL TO BE LOCATED ON THE ABANDONED CNR ROW (5.00 MILES)	EE	WEST BEND (City)
DEFERRED	368	REHABILITATION OF STH 175 FROM MAPLE AVE IN THE VILLAGE OF SLINGER TO THE WEST WASHINGTON COUNTY LINE IN WASHINGTON COUNTY (10.40 MILES)	HP	STATE OF WISCONSIN
	370	RESURFACING OF STH 175 FROM MAPLE RD TO STH 60 IN WASHINGTON COUNTY	HP	
PROJECT DROPPED	375	PRELIMINARY ENGINEERING FOR VARIOUS PROJECTS IN WASHINGTON COUNTY	HP	WASHINGTON COUNTY
	376	PRELIMINARY ENGINEERING FOR VARIOUS LOCAL BRIDGE REPLACEMENT PROJECTS IN WASHINGTON COUNTY	HP	
	393	RECONSTRUCT W DONGES BAY RD FROM PILGRIM RD TO STH 145 (FOND DU LAC AVE) IN THE VILLAGE OF GERMANTOWN (1.00 MILES)	HP	GERMANTOWN (Village)
	385	ELDERLY/DISABLED TRANSPORTATION SEC 5310 THE THRESHOLD INC, WEST BEND	TP	WASHINGTON COUNTY
	387	BRIDGE REPLACEMENT ON WOODFORD DR OVER EISENBAHN TRAIL IN THE TOWN OF BARTON	OH	
	389	BRIDGE REPLACEMENT ON BEECHNUT DR OVER THE KOHLVILLE RIVER IN THE TOWN OF WAYNE	OH	
	390	BRIDGE REPLACEMENT ON NENNO RD OVER THE ROCK RIVER IN THE TOWN OF WAYNE	OH	
	391	PRELIMINARY ENGINEERING FOR VARIOUS LOCAL HAZARD ELIMINATION PROJECTS IN WASHINGTON COUNTY	HS	

Table B -4

**IMPLEMENTATION STATUS OF PROJECTS IN THE 2007 - 2010  
TRANSPORTATION IMPROVEMENT PROGRAM FOR THE MILWAUKEE TRANSPORTATION  
MANAGEMENT AREA -- WAUKESHA COUNTY 2009-2012**

STATUS	NO	PROJECT DESCRIPTION	TYPE	PROJECT SPONSOR
COMPLETED	403	REHABILITATION OF THE INTERCHANGE AND RAMP OF IH 43 AND MOORLAND RD IN THE CITY OF NEW BERLIN	HP	STATE OF WISCONSIN
	405	BRIDGE REPLACEMENTS ON IH-94 OVER CALHOUN RD IN THE CITY OF BROOKFIELD	HP	
	407	BRIDGE REHABILITATION AND ROADWAY RESURFACING ON IH-94 FROM CTH T TO THE WEST WAUKESHA COUNTY LINE IN WAUKESHA COUNTY (12.20 MILES)	HP	
	408	REHABILITATION OF IH 43 FROM S WAUKESHA CO LINE TO MOORLAND RD, IH-94 FROM CTH F TO W MILWAUKEE COUNTY LINE IN WALWORTH AND WAUKESHA COUNTIES	HP	
	410	BRIDGE REHABILITATION OF USH 18 AND CTH JJ STRUCTURES OVER IH-94 IN WAUKESHA COUNTY (B-67-42, B-67-43, B-67-44 AND B-67-45)	HP	
	416	RECONSTRUCTION OF W WISCONSIN AVE (STH 16) FROM CONCORD RD TO SHELDON RD IN THE CITY OF OCONOMOWOC (1.10 MILES)	HP	
	421	RECONSTRUCTION OF STH 67 FROM STH 16 TO CTH K IN WAUKESHA COUNTY (2.20 MILES)	HP	
	423	RECONSTRUCTION OF STH 74 FROM WAUKESHA AVE TO THE VILLAGE OF MENOMONEE FALLS (3.00 MILES)	HP	
	424	REHABILITATION OF STH 74 FROM STH 190 TO CTH K IN THE CITY OF PEWAUKEE	HP	
	425	RESURFACING OF STH 74 FROM GOOD HOPE RD TO ELDER LANE IN THE VILLAGE OF LANNON	HP	
	426	RESURFACING OF STH 83 FROM IH-94 TO STH 16 IN WAUKESHA COUNTY (2.70 MILES)	HP	
	428	RESURFACING OF STH 83 FROM STH 16 TO CTH VV IN WAUKESHA COUNTY (4.50 MILES)	HP	
	433	RECONSTRUCTION OF APPLETON AVE (STH 175) FROM USH 45 TO LILLY RD IN THE VILLAGE OF MENOMONEE FALLS AND CITY OF MILWAUKEE (1.96 MILES)	HP	
	453	BRIDGE REHABILITATION ON CTH H OVER THE FOX RIVER IN THE TOWN OF WAUKESHA (B-67-0101)	HP	WAUKESHA COUNTY
	454	RECONSTRUCTION AND SIGNALIZATION OF THE CTH I AND SUNNYSLOPE RD INTERSECTION, CITY OF NEW BERLIN, WAUKESHA COUNTY (0.20 MILES)	HP	
	455	RECONSTRUCTION OF THE CTH L BRIDGE OVER PILAK CREEK IN MUSKEGO (0.10 MILES)	HP	
	456	RECONSTRUCTION OF CTH O FROM CTH I TO STH 59 IN THE CITY OF NEW BERLIN (4.35 MILES)	HP	
	458	RECONSTRUCTION AND SIGNALIZATION OF THE CTH Y AND HILLENDALE INTERSECTION, CITY OF MUSKEGO, WAUKESHA COUNTY (0.20 MILES)	HP	
	459	RECONSTRUCTION AND SIGNALIZATION OF THE CTH F AND CTH M INTERSECTION IN THE CITY OF PEWAUKEE IN WAUKESHA COUNTY (0.20 MILES)	HP	
	482	BRIDGE REPLACEMENT ON FOND DU LAC AVE OVER THE MENOMONEE RIVER IN THE VILLAGE OF MENOMONEE FALLS (B-67-0961)	HP	MENOMONEE FALLS (Village)

Source: SEWRPC.

Table B -4

**IMPLEMENTATION STATUS OF PROJECTS IN THE 2007 - 2010  
TRANSPORTATION IMPROVEMENT PROGRAM FOR THE MILWAUKEE TRANSPORTATION  
MANAGEMENT AREA -- WAUKESHA COUNTY 2009-2012**

STATUS	NO	PROJECT DESCRIPTION	TYPE	PROJECT SPONSOR
COMPLETED	488	BRIDGE REHABILITATION ON OAKWOOD RD OVER FOWLER LAKE IN THE CITY OF OCONOMOWOC	HP	OCONOMOWOC (City)
	494	RECONSTRUCTION OF E BROADWAY (CTH D) FROM OAKLAND AVE TO 230' EAST OF PORTER AVE IN THE CITY OF WAUKESHA (0.25 MILES)	HP	WAUKESHA (City)
	495	RECONSTRUCTION OF E BROADWAY (CTH D) FROM N EAST AVE TO N HARTWELL AVE IN THE CITY OF WAUKESHA (0.25 MILES)	HP	
	496	RECONSTRUCTION OF N EAST AVE FROM COLLEGE AVE TO BROADWAY AVE IN THE CITY OF WAUKESHA (0.38 MILES)	HP	
	687	REHABILITATION OF BRIDGES ON STH 16 FROM IH-94 TO STH 67	HP	STATE OF WISCONSIN
	704	RECONSTRUCTION OF THE INTERSECTION OF SUMMIT AVE (USH 18) AND UNIVERSITY AVE IN THE CITY OF WAUKESHA	HP	
	706	REHABILITATION OF THE SB LANES OF STH 67 FROM IH-94 TO SUMMIT AVE (CTH B) IN THE CITY OF OCONOMOWOC (1.90 MILES)	HP	
	436	RECONSTRUCTION WITH ADDITIONAL TRAFFIC LANES OF STH 59 FROM STH 164 TO CALHOUN RD IN WAUKESHA COUNTY (4.25 MILES)	HI	
	463	RECONSTRUCTION WITH ADDITIONAL TRAFFIC LANES OF CTH Q FROM COLGATE RD TO STH 175 IN WAUKESHA COUNTY (3.03 MILES)	HI	WAUKESHA COUNTY
	470	PROVIDE USER-SIDE SUBSIDY ADVANCE RESERVATION FOR THE ELDERLY AND DISABLED IN WAUKESHA COUNTY (SEC 85.21)	TP	
	510	PURCHASE OF REPLACEMENT PARATRANSIT BUSES FOR WAUKESHA METRO TRANSIT (2 IN 2008)	TP	WAUKESHA (City)
	528	WAYS TO WORK INITIATIVE TO PROVIDE LOANS TO LOW-INCOME FAMILIES IN WAUK CO FOR AUTOMOBILE PURCHASES TO ENSURE TRANSPORTATION TO JOBS	OH	LA CASA DE ESPERANZA, INC.
	441	INSTALLATION OF TRAFFIC SIGNALS AT THE INTERSECTION OF USH 18 AND CTH C IN THE TOWN OF GENESEE	HS	STATE OF WISCONSIN
	442	INTERCONNECTION OF TRAFFIC SIGNALS ON USH 18 FROM CTH JJ TO MOORLAND RD IN THE CITY AND TOWN OF BROOKFIELD	HS	
	443	INTERSECTION IMPROVEMENTS AT USH 18 (SUMMIT AVE) AND UNIVERSITY AVE IN THE CITY OF WAUKESHA	HS	
	445	INSTALLATION OF A BARRIER GATE SYSTEM AT THE CANADIAN NATIONAL RAILROAD AND GOOD HOPE RD CROSSING IN THE VILLAGE OF SUSSEX	HS	
	473	PRELIMINARY ENGINEERING FOR VARIOUS LOCAL HAZARD ELIMINATION PROJECTS IN WAUKESHA COUNTY	HS	WAUKESHA COUNTY
	477	RECONSTRUCTION OF THE INTERSECTION OF BURLEIGH RD AND LILLY RD WITH BYPASS LANE ON LILLY RD NORTH OF BURLEIGH RD IN THE CITY OF BROOKFIELD	HS	BROOKFIELD (City)
	526	INSTALLATION OF TRAFFIC SIGNALS AT THE INTERSECTION OF E MAIN ST AND NIKE/PARAMOUNT DR IN THE CITY OF WAUKESHA	HS	WAUKESHA (City)
	485	LIGHTING AND LANDSCAPING ENHANCEMENTS ALONG STH 83 IN THE TOWN OF MERTON	EE	MERTON (Town)

Source: SEWRPC.



Table B -4

**IMPLEMENTATION STATUS OF PROJECTS IN THE 2007 - 2010  
TRANSPORTATION IMPROVEMENT PROGRAM FOR THE MILWAUKEE TRANSPORTATION  
MANAGEMENT AREA -- WAUKESHA COUNTY 2009-2012**

STATUS	NO	PROJECT DESCRIPTION	TYPE	PROJECT SPONSOR
COMPLETED	527	PUBLIC ART AT WAUKESHA METRO DOWNTOWN TRANSIT CENTER (THE LOCAL SHARE WILL BE DONATED ARTWORKS) - ENHANCEMENT PROJECT	EE	WAUKESHA (City)
UNDERWAY	404	RESURFACING OF THE PARK & RIDE LOTS AT USH 41/45 AND PILGRIM AND TIMMERMAN FIELD IN WAUKESHA AND MILWAUKEE COUNTIES	HP	STATE OF WISCONSIN
	406	REHABILITATION OF IH-94 BRIDGES AND THE CTH F INTERCHANGE IN WAUKESHA COUNTY (B-67-0014 AND B-67-0140)	HP	
	409	RESURFACING OF IH-94 FROM STH 16 TO STH 100 IN WAUKESHA COUNTY (10.10 MILES)	HP	
	411	RESURFACING OF USH 18 (EB ST PAUL AVE & WB NORTH ST) FROM MORELAND BLVD TO MADISON ST IN THE CITY OF WAUKESHA (2.00 MILES)	HP	
	412	RESURFACING OF USH 18 (SUMMIT AVE) FROM 200 FT WEST OF GREEN MEADOW DR TO NORTH ST IN THE CITY OF WAUKESHA (1.70 MILES)	HP	
	413	RESURFACING OF USH 18 (MORELAND BLVD/BLEU MOUND RD) FROM IH-94 TO MOORLAND RD IN THE TOWN AND CITY OF BROOKFIELD (3.42 MILES)	HP	
	414	RESURFACING OF USH 18 (BLEU MOUND RD) FROM MOORLAND RD TO 124TH ST IN THE CITY OF BROOKFIELD (2.0 MILES)	HP	
	417	RECONSTRUCTION OF STH 16 FROM THE WEST WAUKESHA COUNTY LINE TO CONCORD RD IN THE CITY OF OCONOMOWOC (3.30 MILES)	HP	
	418	REHABILITATION OF STH 59 FROM CTH ZZ TO CTH X IN WAUKESHA COUNTY (6.00 MILES)	HP	
	419	REHABILITATION OF THE NORTHBOUND STH 67 BRIDGE OVER IH-94 IN WAUKESHA COUNTY (B-67-0078)	HP	
	420	REHABILITATION OF STH 67 FROM THE OCONOMOWOC BYPASS TO THE NORTH WAUKESHA COUNTY LINE IN WAUKESHA COUNTY (3.30 MILES)	HP	
	422	RESURFACING OF STH 67 FROM 1000 FT NORTH OF STH 59 TO 200 FT SOUTH OF USH 18 IN WAUKESHA COUNTY (9.40 MILES)	HP	
	429	RESURFACING OF STH 145 (ORCHARD ROAD) FROM MAIN ST TO CTH Q IN THE VILLAGE OF MENOMONEE FALLS TO STH 167 IN THE VILLAGE OF GERMANTOWN (2.50 MILES)	HP	
	430	RECONSTRUCTION OF THE INTERSECTION OF STH 164 AND CTH Q IN WAUKESHA AND WASHINGTON COUNTIES (0.20 MILES)	HP	
	431	RECONSTRUCTION OF STH 164 FROM HENNEBERRY AVE IN THE VILLAGE OF BIG BEND TO IH-43 IN WAUKESHA COUNTY (2.80 MILES)	HP	
	432	RECONSTRUCTION OF THE INTERSECTION OF STH 164 (CLARK AVE) AND CTH L IN THE VILLAGE OF BIG BEND	HP	
	434	RESURFACING OF STH 190 FROM STH 16 TO STH 74 IN THE VILLAGE AND CITY OF PEWAUKEE (2.23 MILES)	HP	
	435	RESURFACING OF STH 190 FROM STH 74 TO 124TH ST IN WAUKESHA COUNTY (7.90 MILES)	HP	
	438	RECONSTRUCTION OF THE STH 83 AND STH 16 INTERCHANGE TO ACCOMMODATE THE WIDENING OF STH 83 IN WAUKESHA COUNTY	HP	

Source: SEWRPC.

Table B -4

**IMPLEMENTATION STATUS OF PROJECTS IN THE 2007 - 2010  
TRANSPORTATION IMPROVEMENT PROGRAM FOR THE MILWAUKEE TRANSPORTATION  
MANAGEMENT AREA -- WAUKESHA COUNTY 2009-2012**

STATUS	NO	PROJECT DESCRIPTION	TYPE	PROJECT SPONSOR
UNDERWAY	449	RESURFACING OF VARIOUS COUNTY TRUNK HIGHWAYS IN WAUKESHA COUNTY (69.00 MILES)	HP	WAUKESHA COUNTY
	452	RECONSTRUCTION OF CTH E BRIDGE OVER THE OCONOMOWOC RIVER IN THE TOWN OF MERTON	HP	
	457	REPLACEMENT OF THE CTH P (SAWYER RD) BRIDGE OVER THE BARK RIVER IN THE TOWN OF SUMMIT (B-67-0959)	HP	
	460	REPLACEMENT OF THE SPRINGDALE RD (CTH SR) BRIDGE OVER THE FOX RIVER (P-67-732) IN THE CITIES OF BROOKFIELD AND PEWAUKEE	HP	
	479	RECONSTRUCTION OF WATERTOWN PLANK RD FROM CHURCH ST TO 124TH ST IN THE VILLAGE OF ELM GROVE (0.50 MILES)	HP	ELM GROVE (Village)
	481	RECONSTRUCTION OF MILL RD FROM LILLY RD TO EAST WAUKESHA COUNTY LINE IN THE VILLAGE OF MENOMONEE FALLS (0.98 MILES)	HP	MENOMONEE FALLS (Village)
	486	RECONSTRUCTION OF COFFEE RD FROM W NATIONAL AVE TO S CALHOUN RD IN THE CITY OF NEW BERLIN (1.32 MILES)	HP	NEW BERLIN (City)
	500	RECONDITION W ST PAUL AVE FROM HARRIS HIGHLAND DR TO E NORTH ST IN THE CITY OF WAUKESHA (0.91 MILES)	HP	WAUKESHA (City)
	688	RECONSTRUCTION OF PILGRIM RD FROM 300 FT SOUTH OF MAIN ST TO USH 41/45 IN THE VILLAGE OF MENOMONEE FALLS (0.33 MILES)	HP	MENOMONEE FALLS (Village)
	427	RECONSTRUCT WITH ADDITIONAL LANES OF STH 83 FROM CTH NN TO STH 59 IN WAUKESHA COUNTY (6.10 MILES)	HI	STATE OF WISCONSIN
	439	RECONSTRUCTION WITH ADDITIONAL LANES OF STH 83 FROM CTH DE TO USH 18 (HIGH MEADOW LANE) IN THE VILLAGE OF WALES AND THE TOWN OF GENESEE(1.95 MILES)	HI	
	461	RECONSTRUCTION WITH ADDITIONAL LANES OF CLEVELAND AVE (CTH D) FROM CALHOUN RD TO EAST WAUKESHA COUNTY LINE IN THE CITY OF NEW BERLIN (3.00 MILES)	HI	WAUKESHA COUNTY
	462	RECONSTRUCTION WITH ADDITIONAL LANES OF JANESVILLE RD (CTH L) FROM RACINE AVE (CTH Y) TO MOORLAND RD (CTH O) IN THE CITY OF MUSKEGO (2.30 MILES)	HI	
	465	RECONSTRUCTION WITH ADDITIONAL LANES OF RACINE AVE (CTH Y) FROM IH-43 TO CTH I (LAWNDALE RD) IN THE CITY OF NEW BERLIN (1.30 MILES)	HI	
	466	RECONSTRUCTION WITH ADDITIONAL LANES OF MEADOWBROOK RD (CTH TT) FROM USH 18 TO NORTHVIEW RD IN THE CITY OF WAUKESHA (1.10 MILES)	HI	
	467	RECONSTRUCTION WITH ADDITIONAL LANES OF SILVER SPRING DR (CTH VV) FROM MARCY RD TO BETTE DR IN THE VILLAGE OF MENOMONEE FALLS (1.50 MILES)	HI	
	476	RECONSTRUCTION WITH ADDITIONAL TRAFFIC LANES OF CALHOUN RD FROM GREENFIELD AVE TO BLUE MOUND RD IN THE CITY OF BROOKFIELD (1.30 MILES)	HI	BROOKFIELD (City)
	483	RECONSTRUCTION WITH ADDITIONAL LANES OF PILGRIM RD FROM MEGAL DR TO CTH Q IN THE VILLAGE OF MENOMONEE FALLS (0.53 MILES)	HI	MENOMONEE FALLS (Village)
	487	RECONSTRUCTION WITH ADDITIONAL LANES OF S CALHOUN RD FROM W GREENFIELD AVE (STH 59) TO CLEVELAND AVE (CTH D) IN THE CITY OF NEW BERLIN (1.6 MILES)	HI	NEW BERLIN (City)
	440	RECONSTRUCTION OF THE IH-94 INTERCHANGE AT CTH P TO INCLUDE EASTBOUND OFF-RAMP AND WB ON-RAMP IN WAUKESHA COUNTY	HE	STATE OF WISCONSIN

Source: SEWRPC.

Table B -4

**IMPLEMENTATION STATUS OF PROJECTS IN THE 2007 - 2010  
TRANSPORTATION IMPROVEMENT PROGRAM FOR THE MILWAUKEE TRANSPORTATION  
MANAGEMENT AREA -- WAUKESHA COUNTY 2009-2012**

STATUS	NO	PROJECT DESCRIPTION	TYPE	PROJECT SPONSOR
UNDERWAY	469	PROVIDE USER-SIDE SUBSIDY ADVANCE RESERVATION AND ELDERLY/DEMAND RESPONSIVE TRANSPORTATION SERVICES FOR ELDERLY & DISABLED PERSONS IN WAUKESHA COUNTY (SEC 85.21)	TP	WAUKESHA COUNTY
	471	CAPITAL COST OF THIRD PARTY CONTRACTING FOR WAUKESHA COUNTY TRANSIT SERVICE	TP	
	472	ENHANCEMENT PROJECTS FOR WAUKESHA COUNTY TRANSIT WHICH MAY INCLUDE ENHANCED ACCESS FOR PERSONS WITH DISABILITIES OR BICYCLISTS AND PEDESTRIANS, LANDSCAPING, PUBLIC ART, OR HISTORIC PRESERVATION	TP	
	503	OPERATING ASSISTANCE FOR WAUKESHA COUNTY TRANSIT SERVICE: 2009-2012	TP	
	504	OPERATING ASSISTANCE FOR THE WAUKESHA METRO TRANSIT SYSTEM	TP	WAUKESHA (City)
	505	CAPITAL MAINTENANCE FOR WAUKESHA METRO TRANSIT	TP	
	507	AUTOMATED DATA PROCESSING SOFTWARE UPGRADES FOR WAUKESHA METRO TRANSIT	TP	
	511	REPLACEMENT SERVICE VEHICLES FOR WAUKESHA METRO TRANSIT: 1 VAN IN 2009	TP	
	518	TIRE LEASE FOR THE WAUKESHA METRO TRANSIT SYSTEM	TP	
	519	SHOP EQUIPMENT FOR THE WAUKESHA METRO TRANSIT SYSTEM	TP	
	522	ENHANCEMENT PROJECTS FOR WAUKESHA METRO TRANSIT WHICH MAY INCLUDE ENHANCED ACCESS FOR PERSONS WITH DISABILITIES OR BICYCLISTS AND PEDESTRIANS, LANDSCAPING, PUBLIC ART, OR HISTORIC PRESERVATION	TP	
	730	OPERATING ASSISTANCE FOR WAUKESHA METRO TRANSIT ROUTE 2 TO EAST SIDE INDUSTRIES AND BUSINESSES IN THE CITY OF WAUKESHA	TP	
	772	MOBILITY MANAGER POSITION TO PLAN AND COORDINATE TRANSPORTATION SERVICES FOR DISABLED PERSONS IN WAUKESHA COUNTY	TP	COMMUNITY CARE, INC.
	523	CONSTRUCTION OF A WALKWAY FROM THE WAUKESHA METRO TRANSIT CENTER TO THE RIVERWALK IN THE CITY OF WAUKESHA	TI	WAUKESHA (City)
	524	INITIATE TRANSIT SERVICE FROM THE CITY OF WEST ALLIS AND THE WESTRIDGE BUSINESS PARK IN NEW BERLIN: ROUTE 351	TE	WAUKESHA COUNTY
	489	REPLACEMENT OF THE MILL ST BRIDGE OVER THE ASHIPUN RIVER IN THE TOWN OF OCONOMOWOC (P-67-0021)	OH	OCONOMOWOC (Town)
	415	GEOMETRIC IMPROVEMENTS AND INSTALLATION OF SIGNALS AT THE USH 41/45 NB RAMP AT PILGRIM RD IN WAUKESHA COUNTY	HS	STATE OF WISCONSIN
	444	TRAFFIC SAFETY IMPROVEMENTS AT THE INTERSECTION OF STH 67 AND CTH B (VALLEY RD) IN WAUKESHA COUNTY	HS	
	705	RECONSTRUCTION OF THE INTERSECTION OF STH 67 AND VALLEY RD (CTH B) IN THE CITY OF OCONOMOWOC	HS	
	707	REPLACEMENT OF INCANDESCENT TRAFFIC SIGNALS WITH L.E.D. SIGNAL HEADS AT VARIOUS LOCATIONS IN THE CITY OF WAUKESHA	HS	WAUKESHA (City)

Source: SEWRPC.

Table B -4

**IMPLEMENTATION STATUS OF PROJECTS IN THE 2007 - 2010  
TRANSPORTATION IMPROVEMENT PROGRAM FOR THE MILWAUKEE TRANSPORTATION  
MANAGEMENT AREA -- WAUKESHA COUNTY 2009-2012**

STATUS	NO	PROJECT DESCRIPTION	TYPE	PROJECT SPONSOR
UNDERWAY	447	RE-ROUTE THE NEW BERLIN BIKE TRAIL CROSSING ALONG STH 164 NORTH OF PEARL ST IN THE CITY OF WAUKESHA	EE	WAUKESHA (City)
	448	CONSTRUCTION OF AN UNDERPASS FOR THE GLACIAL DRUMLIN STATE TRAIL AT CTH TT IN THE TOWN OF WAUKESHA	EE	WISCONSIN DNR
	492	CONSTRUCTION OF A BICYCLE/PEDESTRIAN PATH ON STH 164 FROM RIVERWOOD DR AND TOWER PL IN THE CITY OF PEWAUKEE (0.40 MILES)	EE	PEWAUKEE (City)
	493	CONSTRUCTION OF A BICYCLE/PEDESTRIAN PATH ON STH 164 1800 FT NORTH OF CAPITOL DR (STH 190), 2200 FT WEST OF STH 164 ON CTH M, AND 3000 FT EAST OF CTH J ON GREEN RD	EE	
	757	TRAFFIC SIGNAL SYSTEMS ANALYSIS TO OPTIMIZE SIX SIGNAL SYSTEMS (46 INTERSECTIONS) IN THE CITY OF WAUKESHA	EE	WAUKESHA (City)
	758	INSTALLATION OF TRAFFIC SIGNAL INTERCONNECTION SYSTEM IN THE CENTRAL BUSINESS DISTRICT IN THE CITY OF WAUKESHA	EE	
DEFERRED	497	RECONSTRUCTION OF MACARTHUR RD FROM BURRIE LANE TO COMANCHE LANE IN THE CITY OF WAUKESHA (0.55 MILES) - INCLUDES NEW CURB AND GUTTER	HP	
	498	RECONSTRUCTION OF NORTHVIEW RD FROM MEADOWBROOK RD TO PEBBLE VALLEY RD IN THE CITY OF WAUKESHA	HP	
	728	REPLACEMENT OF CTH CW BRIDGE OVER ASHIPUN RIVER IN THE TOWN OF OCONOMOWOC (P-67-0046)	HP	WAUKESHA COUNTY
	464	RECONSTRUCTION WITH ADDITIONAL LANES OF CTH X FROM STH 59 AND HARRIS HIGHLAND DR IN THE TOWN OF WAUKESHA (1.80 MILES)	HI	
	468	RECONSTRUCTION WITH ADDITIONAL LANES OF SILVER SPRING DR (CTH VV) FROM CTH Y (LANNON RD) TO MARCY RD IN THE VILLAGE OF MENOMONEE FALLS (1.50 MILES)	HI	
	501	RECONSTRUCTION WITH ADDITIONAL LANES OF MEADOWBROOK RD FROM NORTHVIEW RD TO ROLLING RIDGE DR IN THE CITY OF WAUKESHA (0.53 MILES)	HI	WAUKESHA (City)
	502	RECONSTRUCTION WITH ADDITIONAL LANES OF E SUNSET DR FROM TENNY AVE TO STH 59/164 IN THE CITY OF WAUKESHA (0.66 MILES) - INCLUDES NEW CURB AND GUTTER	HI	
	508	REPLACEMENT OF 35 FOOT BUSES FOR WAUKESHA METRO TRANSIT (3 IN 2010, 4 IN 2011, 3 IN 2012)	TP	
	509	INSTALLATION OF SECURITY SYSTEM AT WAUKESHA METRO TRANSIT OPERATIONS AND MAINTENANCE FACILITY	TP	
	515	AVL UPGRADES: NEXT STOP ANNOUNCE SYSTEM FOR WAUKESHA METRO TRANSIT	TP	
	516	BUS ENGINE AND TRANSMISSION REBUILDS FOR WAUKESHA METRO TRANSIT: 3 IN 2010, 4 IN 2011.	TP	
	520	SURVEILLANCE CAMERA SYSTEM FOR 5 BUSES FOR WAUKESHA METRO TRANSIT	TP	
	491	RECONSTRUCTION OF DUPLAINVILLE RD FROM GREEN RD TO CP RR TRACKS IN THE CITY OF PEWAUKEE (0.80 MILES)	OH	PEWAUKEE (City)
	525	RECONSTRUCTION OF W NEWHALL AVE FROM S GRAND AVE TO S EAST AVE IN THE CITY OF WAUKESHA (0.25 MILES)	OH	WAUKESHA (City)

Source: SEWRPC.

Table B -4

**IMPLEMENTATION STATUS OF PROJECTS IN THE 2007 - 2010  
TRANSPORTATION IMPROVEMENT PROGRAM FOR THE MILWAUKEE TRANSPORTATION  
MANAGEMENT AREA -- WAUKESHA COUNTY 2009-2012**

STATUS	NO	PROJECT DESCRIPTION	TYPE	PROJECT SPONSOR
DEFERRED	474	WIDEN AND PAVE THE BUGLINE TRAIL LOCATED IN MENOMONEE FALLS, LANNON, SUSSEX, LISBON AND MERTON PROVIDING AN IMPROVED SURFACE, INCREASING ACCESSIBILITY, AND YEAR-ROUND AVAILABILITY (14.00 MILES)	EE	WAUKESHA COUNTY
	475	WIDEN AND PAVE THE LAKE COUNTRY TRAIL LOCATED IN WAUKESHA, PEWAUKEE, DELAFIELD, AND SUMMIT PROVIDING AN IMPROVED SURFACE, INCREASING ACCESSIBILITY, AND YEAR-ROUND AVAILABILITY (8.00 MILES)	EE	
PROJECT DROPPED	450	PRELIMINARY ENGINEERING FOR VARIOUS LOCAL URBAN SYSTEM PROJECTS IN WAUKESHA COUNTY	HP	
	451	PRELIMINARY ENGINEERING FOR VARIOUS LOCAL BRIDGE REPLACEMENT PROJECTS IN WAUKESHA COUNTY	HP	
	480	RECONSTRUCTION OF LILLY RD FROM SILVER SPRING DR TO MILL RD IN THE VILLAGE OF MENOMONEE FALLS (1.05 MILES)	HP	MENOMONEE FALLS (Village)
	499	RECONSTRUCTION OF W ST PAUL AVE FROM MADISON ST TO WISCONSIN AVE IN THE CITY OF WAUKESHA (0.26 MILES)	HP	WAUKESHA (City)
	437	RECONSTRUCTION WITH ADDITIONAL TRAFFIC LANES OF STH 83 FROM USH 18 TO IH-94 IN WAUKESHA COUNTY (2.90 MILES)	HI	STATE OF WISCONSIN
	517	BUS PARTS FOR THE WAUKESHA METRO TRANSIT SYSTEM	TP	WAUKESHA (City)
	729	OPERATING ASSISTANCE FOR WAUKESHA COUNTY TRANSIT SYSTEM ROUTE 218 TO CITY OF NEW BERLIN INDUSTRIAL PARK	TP	WAUKESHA COUNTY
	484	BRIDGE REHABILITATION ON RIVER RD OVER THE FOX RIVER IN THE VILLAGE OF MENOMONEE FALLS (P-67-0716)	OH	MENOMONEE FALLS (Village)
	446	CONSTRUCTION OF THE CONCORD PARK AND RIDE LOT AT CTH F AND IH-94 IN JEFFERSON COUNTY	EE	STATE OF WISCONSIN
	478	CONSTRUCTION OF A BICYCLE/PEDESTRIAN PATHWAY ALONG PILGRIM PARKWAY FROM GEBHARDT RD AND BLUE MOUND RD IN THE VILLAGE OF ELM GROVE (1.19 MILES)	EE	BROOKFIELD (City)

Table B -5

**IMPLEMENTATION STATUS OF PROJECTS IN THE 2007 - 2010  
TRANSPORTATION IMPROVEMENT PROGRAM FOR THE KENOSHA, RACINE, WALWORTH  
TRANSPORTATION MANAGEMENT AREA -- KENOSHA COUNTY 2009-2012**

STATUS	NO	PROJECT DESCRIPTION	TYPE	PROJECT SPONSOR
COMPLETED	534	RECONSTRUCTION OF STH 32 FROM ALFORD DR TO CTH KR IN KENOSHA COUNTY (3.00 MILES)	HP	STATE OF WISCONSIN
	536	BRIDGE DECK OVERLAY ON STH 50 OVER THE CP RAILWAY AND 77TH AVE IN KENOSHA COUNTY	HP	
	537	RECONSTRUCTION OF 63RD ST (STH 50) FROM 22ND AVE TO 14TH AVE IN THE CITY OF KENOSHA (0.50 MI)	HP	
	689	RECONSTRUCTION OF 63RD ST (STH 50) FROM 22ND AVE TO 14TH AVE IN THE CITY OF KENOSHA (0.40 MILES)	HP	
	539	PURCHASE OF RIGHT OF WAY, WHERE THE PROPERTY OWNER HAS A DOCUMENTED HARDSHIP, ALONG THE RECENTLY COMPLETED CORRIDOR STUDY ON STH 50 FROM IH-94 AND 43RD ST	HI	
	541	PURCHASE OF RIGHT OF WAY, WHERE THE PROPERTY OWNER HAS DOCUMENTED HARDSHIP, ALONG THE RECENTLY COMPLETED CORRIDOR STUDY ON STH 165 FROM STH 31 AND STH 32	HI	
	734	PURCHASE OF CAMERAS, GPS DEVICES, AND TRACKING NOTIFICATION SOFTWARE FOR SHUTTLE SERVICE FOR LOW-INCOME AND HANDICAPPED PERSONS IN KENOSHA COUNTY	TP	KENOSHA ACHIEVEMENT CENTER, INC.
	543	RECONSTRUCTION OF THE IH-94 W FRONTAGE RD FROM CTH C TO NORTH OF STH 165 IN KENOSHA COUNTY (0.59 MILES)	OH	STATE OF WISCONSIN
	572	PROVIDE LOANS TO LOW-INCOME FAMILIES REGIONWIDE TO PURCHASE OR REPAIR VEHICLES TO ENSURE TRANSPORTATION TO JOBS	OH	WAYS TO WORK, INC.
	557	CONSTRUCTION OF A RIGHT TURN LANE ON CTH B SOUTH OF STH 50 IN THE TOWN OF SALEM	HS	KENOSHA COUNTY
	558	CONSTRUCTION OF A BICYCLE/PEDESTRIAN PATH ON CTH E AND CTH JR FROM 20TH AVE TO PETRIFYING SPRINGS PARK IN KENOSHA COUNTY	EE	
	570	COMPLETION OF THE INTERIOR RESTORATION OF THE KENOSHA LIGHTKEEPER'S DWELLING IN THE CITY OF KENOSHA	EE	KENOSHA (City)
UNDERWAY	532	RESURFACING OF USH 45 FROM THE ILLINOIS STATE LINE TO STH 50 IN KENOSHA COUNTY (5.50 MILES)	HP	STATE OF WISCONSIN
	535	RECONSTRUCTION OF THE INTERSECTION OF STH 50 (75TH ST) AND CTH B IN KENOSHA COUNTY	HP	
	559	RECONSTRUCTION OF 75TH ST FROM 39TH AVE TO 7TH AVE IN THE CITY OF KENOSHA (2.00 MILES)	HP	KENOSHA (City)
	540	RECONSTRUCTION WITH ADDITIONAL LANES OF STH 158 (52ND ST) FROM 95TH AVE TO STH 31 IN THE CITY OF KENOSHA	HI	STATE OF WISCONSIN
	549	RECONSTRUCTION OF CTH K (60TH ST) WITH ADDITIONAL LANES FROM STH 31 TO THE UP RAILWAY IN KENOSHA COUNTY (0.63 MILES)	HI	KENOSHA COUNTY
	731	PRELIMINARY ENGINEERING FOR RECONSTRUCTION WITH ADDITIONAL LANES OF CTH C FROM CTH U TO W FRONTAGE RD IN KENOSHA COUNTY	HI	
	747	CONSTRUCTION OF 39TH AVE FROM 18TH ST TO 26TH ST IN THE CITY OF KENOSHA (0.76 MI)	HE	KENOSHA (City)
	542	ELDERLY/DISABLED TRANSPORTATION SEC 5310 KENOSHA ACHIEVEMENT CENTER	TP	STATE OF WISCONSIN

Source: SEWRPC.

Table B -5

**IMPLEMENTATION STATUS OF PROJECTS IN THE 2007 - 2010  
TRANSPORTATION IMPROVEMENT PROGRAM FOR THE KENOSHA, RACINE, WALWORTH  
TRANSPORTATION MANAGEMENT AREA -- KENOSHA COUNTY 2009-2012**

STATUS	NO	PROJECT DESCRIPTION	TYPE	PROJECT SPONSOR
UNDERWAY	553	PROVISION OF SPECIALIZED DEMAND RESPONSIVE TRANSPORTATION SERVICES FOR ELDERLY/DISABLED IN NON-URBANIZED KENOSHA COUNTY (SEC 85.21)	TP	KENOSHA COUNTY
	560	OPERATING ASSISTANCE FOR THE CITY OF KENOSHA TRANSIT SYSTEM	TP	KENOSHA (City)
	562	PURCHASE OF 20 REPLACEMENT BUSES FOR THE CITY OF KENOSHA TRANSIT SYSTEM (5 BUSES PER YEAR)	TP	
	563	REPLACEMENT OF THE RADIO SYSTEM AT THE CITY OF KENOSHA TRANSIT FACILITY	TP	
	564	REHABILITATION OF THE METRA TRAIN STATION BUILDING IN THE CITY OF KENOSHA	TP	
	690	CONSTRUCTION OF A NEW TRANSIT OPERATING AND MAINTENANCE FACILITY FOR THE CITY OF KENOSHA TRANSIT SYSTEM	TP	
	732	EMPLOYMENT TRANSPORTATION SERVICES AND MOBILITY MANAGER POSITION TO PLAN AND COORDINATE TRANSPORTATION SERVICES FOR LOW-INCOME AND DISABLED PERSONS IN KENOSHA COUNTY	TP	KENOSHA ACHIEVEMENT CENTER, INC.
	735	CUSTOMIZED TRANSPORTATION SERVICES FOR WORKFORCE INVESTMENT ACT TRAINING PROGRAMS FOR LOW-INCOME AND HANDICAPPED PERSONS IN KENOSHA COUNTY	TP	
	736	JOB JUMPSTART TRANSPORTATION SERVICES FOR LOW-INCOME AND HANDICAPPED PERSONS IN KENOSHA COUNTY	TP	
	565	RECONSTRUCTION AND EXPANSION OF THE METRA TRAIN STATION PLATFORM IN THE CITY OF KENOSHA	TI	KENOSHA (City)
	566	ENGINEERING AND DESIGN FOR THE EXPANSION OF STREETCAR SERVICE IN THE CITY OF KENOSHA	TE	
	571	REPLACEMENT OF THE 286TH AVE STRUCTURE OVER THE WESTERLY CHANNEL OF CAMP LAKE IN THE TOWN OF SALEM (P-30-0041)	OH	SALEM (Town)
	733	VEHICLE REPAIR SERVICES FOR LOW-INCOME AND HANDICAPPED PERSONS IN KENOSHA COUNTY	OH	KENOSHA ACHIEVEMENT CENTER, INC.
	533	RECONSTRUCTION OF THE STH 31 (GREEN BAY RD) INTERSECTIONS WITH STH 50, CTH K, AND STH 158 IN THE CITY OF KENOSHA	HS	STATE OF WISCONSIN
	544	CONSTRUCTION OF NEW CHAPIN PARK AND RIDE LOT AT I-94 AND CTH S IN KENOSHA COUNTY	EE	
	568	CONSTRUCTION OF A BICYCLE TRAIL FROM 35TH ST TO 45TH ST INCLUDING A BRIDGE OVER WASHINGTON RD IN THE CITY OF KENOSHA	EE	KENOSHA (City)
	569	CONSTRUCT NEW SECTIONS OF A 10-FT WIDTH ASPHALT BICYCLE ROUTE INCLUDING A TRANSIT CENTER SECTION AND A NASH PARK-INDIAN TRAILS SECTION (9.83 MILES)	EE	
	760	CONSTRUCT 1.4 MILES OF OFF-ROAD BICYCLE PATHS AND 17.9 MILES OF ON-ROAD BICYCLE ROUTES AT VARIOUS LOCATIONS IN THE CITY OF KENOSHA	EE	
DEFERRED	550	RECONSTRUCTION WITH ADDITIONAL LANES OF CTH K (60TH ST) FROM 104TH AVE TO CTH H (88TH ST) IN KENOSHA COUNTY (1.01 MI)	HI	KENOSHA COUNTY
	551	RECONSTRUCTION WITH ADDITIONAL LANES OF CTH K (60TH ST) FROM CTH H (88TH AVE) TO UP RAILROAD IN KENOSHA COUNTY (0.92 MI)	HI	

Source: SEWRPC.

Table B -5

**IMPLEMENTATION STATUS OF PROJECTS IN THE 2007 - 2010  
TRANSPORTATION IMPROVEMENT PROGRAM FOR THE KENOSHA, RACINE, WALWORTH  
TRANSPORTATION MANAGEMENT AREA -- KENOSHA COUNTY 2009-2012**

STATUS	NO	PROJECT DESCRIPTION	TYPE	PROJECT SPONSOR
DEFERRED	552	RECONSTRUCTION WITH ADDITIONAL LANES OF CTH K (60TH ST) FROM I-94 TO 104TH AVE IN KENOSHA COUNTY (0.94 MI)	HI	KENOSHA COUNTY
	561	PROVIDE IMPROVED BUS STOP SIGNS, TRASH CONTAINERS, BUS STOP IMPROVEMENTS, AND PASSENGER INFORMATION TUBES/KIOSKS THROUGHOUT THE KENOSHA TRANSIT SERVICE AREA	TP	KENOSHA (City)
	567	EXPANSION OF ELECTRIC STREETCAR SERVICE IN THE CITY OF KENOSHA	TE	
	759	EXPANSION OF ELECTRIC STREETCAR SYSTEM IN THE CITY OF KENOSHA	TE	
PROJECT DROPPED	529	WETLAND MITIGATION ATTENDANT TO IH-94 CONSTRUCTION PROJECTS IN KENOSHA COUNTY	HP	STATE OF WISCONSIN
	530	RECONSTRUCTION OF THE IH-94 INTERCHANGE AT STH 50 IN KENOSHA COUNTY	HP	
	531	RECONSTRUCTION OF THE IH-94 AND STH 158 INTERCHANGE IN KENOSHA COUNTY	HP	
	538	RECONSTRUCTION OF THE INTERSECTION OF STH 158 AND CTH H IN KENOSHA COUNTY	HP	
	545	PRELIMINARY ENGINEERING FOR VARIOUS LOCAL URBAN SYSTEM PROJECTS IN KENOSHA COUNTY	HP	KENOSHA COUNTY
	546	PRELIMINARY ENGINEERING FOR VARIOUS LOCAL BRIDGE REPLACEMENT PROJECTS IN KENOSHA COUNTY	HP	
	547	RECONSTRUCTION OF CTH L FROM CTH EA TO STH 31 IN THE TOWN OF SOMERS (0.91 MI)	HP	
	548	RECONSTRUCTION OF CTH KD FROM THE INTERSECTION OF CTH F TO 1.15 MILES NORTH OF CTH F IN KENOSHA COUNTY (1.15 MILES)	HP	
	554	ELDERLY/DISABLED TRANSPORTATION SEC 5310 CAPITAL ASSISTANCE PROGRAM KENOSHA CO AND/OR VARIOUS KENOSHA CO PRIVATE, NON-PROFIT ORGANIZATIONS	TP	
	555	ELDERLY/DISABLED TRANSPORTATION SEC 5310 KENOSHA ACHIEVEMENT CENTER	TP	
	722	PURCHASE OF 30-FT BUS AND OPERATING ASSISTANCE TO PROVIDE TRANSPORTATION FOR DISABLED PERSONS TO LAKEVIEW RECPLEX IN THE VILLAGE OF PLEASANT PRAIRIE	TP	PLEASANT PRAIRIE (Village)
	556	PRELIMINARY ENGINEERING FOR VARIOUS LOCAL HAZARD ELIMINATION PROJECTS IN KENOSHA COUNTY	HS	KENOSHA COUNTY
	708	DEVELOPMENT OF COMPREHENSIVE SAFE ROUTES TO SCHOOL PLAN FOR KENOSHA UNIFIED SCHOOL DISTRICT	HS	KENOSHA (City)



Table B -6

**IMPLEMENTATION STATUS OF PROJECTS IN THE 2007 - 2010  
TRANSPORTATION IMPROVEMENT PROGRAM FOR THE KENOSHA, RACINE, WALWORTH  
TRANSPORTATION MANAGEMENT AREA -- RACINE COUNTY 2009-2012**

STATUS	NO	PROJECT DESCRIPTION	TYPE	PROJECT SPONSOR
COMPLETED	574	REHABILITATION OF USH 45 (MAIN ST) FROM STH 11 TO 7TH AVE IN THE VILLAGE OF UNION GROVE (0.71 MILES)	HP	STATE OF WISCONSIN
	577	RECONSTRUCTION OF STH 11 FROM CROSSWAY RD TO THE BURLINGTON BYPASS IN RACINE COUNTY (1.00 MILES)	HP	
	579	RECONSTRUCTION OF COMMERCE ST (STH 11) FROM A POINT JUST WEST OF KENDALL ST TO E CHESTNUT ST IN THE CITY OF BURLINGTON (0.46 MILES)	HP	
	580	RESURFACING OF STH 11 FROM STURTEVANT W VILLAGE LIMITS TO E VILLAGE LIMITS (1.76 MILES)	HP	
	584	RECONSTRUCTION OF STH 32 FROM CTH KR TO LARSON ST IN THE TOWN OF MOUNT PLEASANT (1.35 MILES)	HP	
	586	RECONSTRUCTION OF RACINE ST (STH 32) FROM 21ST ST TO WASHINGTON AVE IN THE CITY OF RACINE (1.10 MILES)	HP	
	589	RECONSTRUCTION OF THE INTERSECTION OF STH 38 AND CTH K IN THE TOWN OF CALEDONIA (0.90 MILES)	HP	
	615	BRIDGE REHABILITATION ON SEVEN MILE RD OVER THE ROOT RIVER IN THE VILLAGE OF CALEDONIA	HP	CALEDONIA (Village)
	616	BRIDGE REHABILITATION ON FOUR MILE RD OVER THE ROOT RIVER IN THE VILLAGE OF CALEDONIA	HP	
	619	BRIDGE REPLACEMENT ON LATHROP AVE OVER SORENSON CREEK IN THE VILLAGE OF MOUNT PLEASANT	HP	MOUNT PLEASANT (Village)
	621	RECONSTRUCTION OF OHIO ST FROM 21ST ST TO 16TH ST IN THE CITY OF RACINE (0.63 MILES)	HP	RACINE (City)
	598	PURCHASE OF RIGHT OF WAY, WHERE THE PROPERTY OWNER HAS A DOCUMENTED HARDSHIP, ALONG THE RECENTLY COMPLETED CORRIDOR STUDY ON STH 38 FROM OAKWOOD RD AND CTH K IN RACINE AND MILWAUKEE COUNTIES	HI	STATE OF WISCONSIN
	622	CONSTRUCTION OF OAKES RD FROM THE CITY OF RACINE SOUTHERN CITY LIMITS TO 700 FT NORTH OF 16TH ST IN THE CITY OF RACINE (0.70 MI)	HE	RACINE (City)
	626	ENGINEERING/DESIGN FOR REPLACEMENT OF THE MAINTENANCE/ADMINISTRATION BUILDING FOR THE RACINE TRANSIT SYSTEM (WI-03-0080)	TP	
	628	COMPLETION OF RECONSTRUCTION OF STATE ST RAILROAD PASSENGER DEPOT, INCLUDING PLATFORM AND CANOPY, FREIGHT OFFICE, TRAINMASTER OFFICE, PORT COCHERE, AND NORTH AND SOUTH MASONRY PORTALS IN THE CITY OF RACINE	TP	
	629	INFORMATION TECHNOLOGY IMPROVEMENTS FOR THE CITY OF RACINE TRANSIT SYSTEM (WI-03-0084)	TP	
	635	EIGHT ENGINE OVERHAULS FOR BUSES IN THE CITY OF RACINE TRANSIT SYSTEM FLEET (WI-03-0080)	TP	
	637	PURCHASE REPLACEMENT SERVICE VEHICLE TO REPLACE 2001 YEAR SERVICE VEHICLE FOR THE CITY OF RACINE TRANSIT SYSTEM	TP	
	640	PURCHASE 5 BUS SHELTERS FOR THE CITY OF RACINE	TP	
	641	INSTALL 33 BICYCLE RACKS ON BELLE URBAN TRANSIT SYSTEM BUSES IN THE CITY OF RACINE	TP	

Source: SEWRPC.

Table B -6

**IMPLEMENTATION STATUS OF PROJECTS IN THE 2007 - 2010  
TRANSPORTATION IMPROVEMENT PROGRAM FOR THE KENOSHA, RACINE, WALWORTH  
TRANSPORTATION MANAGEMENT AREA -- RACINE COUNTY 2009-2012**

STATUS	NO	PROJECT DESCRIPTION	TYPE	PROJECT SPONSOR
COMPLETED	645	CONSTRUCTION OF A PARK AND RIDE LOT AT THE POTENTIAL FUTURE BUS AND COMMUTER RAIL TRANSIT CENTER IN THE CITY OF RACINE	TP	RACINE (City)
	646	CONSTRUCTION OF PARK AND RIDE DROP OFF TURN-AROUND AT THE WEST END OF LIBERTY ST AT THE RACINE METRO TRANSIT CENTER	TP	
	740	MOBILITY MANAGER POSITION TO PLAN AND COORDINATE TRANSPORTATION SERVICES FOR LOW-INCOME AND DISABLED PERSONS IN RACINE COUNTY	TP	RACINE AREA MANUFACTURERS AND COMMERCE
	617	BRIDGE REPLACEMENT ON BROOK RD OVER HOOD'S CREEK IN THE VILLAGE OF CALEDONIA	OH	CALEDONIA (Village)
	620	RECONSTRUCTION OF STUART RD FROM THE N FRONTAGE RD TO OLD SPRING ST IN THE VILLAGE OF MOUNT PLEASANT (1.25 MILES)	OH	MOUNT PLEASANT (Village)
	649	BRIDGE REHABILITATION ON ROCHESTER ST OVER THE WIND LAKE DRAINAGE CANAL IN THE VILLAGE OF ROCHESTER (P-51-0701)	OH	ROCHESTER (Village)
	650	BRIDGE REPLACEMENT ON FOX ISLE DR OVER THE FOX RIVER IN THE VILLAGE OF WATERFORD	OH	WATERFORD (Village)
	647	CONVERSION OF EXISTING TRAFFIC SIGNALS TO LIGHT EMITTING DIODE SIGNAL INDICATORS IN THE CITY OF RACINE	HS	RACINE (City)
	611	PLANNING, ENGINEERING AND RIGHT OF WAY FOR THE EXTENSION OF THE RACINE/STURTEVANT BICYCLE/PEDESTRIAN TRAIL: PHASE II	EE	RACINE COUNTY
UNDERWAY	573	SERVICE PATROLS RELATED TO THE FREEWAY TRAFFIC MANAGEMENT SYSTEM IN KENOSHA, MILWAUKEE, RACINE AND WAUKESHA COUNTIES	HP	STATE OF WISCONSIN
	575	RESURFACING OF STH 11 FROM WEST RACINE COUNTY LINE TO ORIGIN ST IN THE CITY OF BURLINGTON (5.50 MILES)	HP	
	576	RECONDITIONING OF STH 11 (STATE ST/DURAND AVE) FROM MAIN ST TO BURLINGTON BYPASS W OF CROSSWAY RD IN CITY AND TOWN OF BURLINGTON (3.40 MILES)	HP	
	578	RESURFACING OF STH 11 (PINE ST) FROM JEFFERSON ST TO CHESTNUT ST IN THE CITY OF BURLINGTON (0.28 MILES)	HP	
	581	BRIDGE REPLACEMENT OF THE UP RAILWAY BRIDGE OVER STH 11 NEAR STH 32 IN THE CITY OF RACINE (B-51-0002)	HP	
	582	RECONSTRUCTION OF STH 20 (7TH ST) FROM MARQUETTE ST TO MAIN ST IN THE CITY OF RACINE (0.60 MILES)	HP	
	583	REHABILITATION OF STH 20 (6TH ST) FROM MAIN ST TO GRAND AVE IN THE CITY OF RACINE (0.30 MILES)	HP	
	585	RECONSTRUCTION OF STH 32 FROM LARSON ST TO 21ST ST IN THE VILLAGE OF MOUNT PLEASANT (0.84 MILES)	HP	
	587	RESURFACING OF STH 36 FROM TEUT RD TO STH 20 IN RACINE COUNTY (4.90 MILES)	HP	
	588	RESURFACING OF STH 38 FROM CTH K TO OAKWOOD RD IN RACINE AND MILWAUKEE COUNTIES (8.90 MILES)	HP	
	590	RECONSTRUCTION OF STH 38 (STATE ST) FROM N MEMORIAL DR TO LASALLE ST IN THE CITY OF RACINE (0.41 MILES)	HP	

Source: SEWRPC.

Table B -6

**IMPLEMENTATION STATUS OF PROJECTS IN THE 2007 - 2010  
TRANSPORTATION IMPROVEMENT PROGRAM FOR THE KENOSHA, RACINE, WALWORTH  
TRANSPORTATION MANAGEMENT AREA -- RACINE COUNTY 2009-2012**

STATUS	NO	PROJECT DESCRIPTION	TYPE	PROJECT SPONSOR
UNDERWAY	591	RECONSTRUCTION OF STH 38 (NORTHWESTERN AVE) FROM GOLF AVE TO RAPIDS DR IN THE CITY OF RACINE (0.45 MILES)	HP	STATE OF WISCONSIN
	592	REHABILITATION OF STH 75 (256TH ST) FROM STH 50 IN KENOSHA COUNTY TO STH 11 IN RACINE COUNTY (8.25 MILES)	HP	
	593	RESURFACING OF STH 83 FROM N OF DUNFORD DR TO ROBERT ST IN THE CITY OF BURLINGTON (1.30 MILES)	HP	
	594	RESURFACING OF STH 83 FROM STH 20 TO IH-43 IN RACINE AND WAUKESHA COUNTIES (7.00 MILES)	HP	
	595	RECONSTRUCTION OF STH 164 (BIG BEND RD) FROM STH 36 TO THE RACINE/WAUKESHA COUNTY LINE (5.00 MILES)	HP	
	596	RECONSTRUCTION OF STH 11 FROM 92ND ST TO STH 31 (2.20 MILES)	HP	
	691	RECONSTRUCTION OF USH 45 FROM 7TH AVE TO STH 20 IN RACINE COUNTY (3.5 MILES)	HP	
	711	RECONSTRUCTION OF CTH D FROM HERITAGE RD TO ROCHESTER VILLAGE LIMITS	HP	RACINE COUNTY
	739	RECONSTRUCTION OF OHIO ST FROM DURAND AVE (STH 11) TO 21ST ST IN THE CITY OF RACINE	HP	RACINE (City)
	597	RECONSTRUCTION WITH ADDITIONAL LANES OF STH 32 FROM FIVE MILE RD TO STH 31 IN THE TOWN OF CALEDONIA (1.30 MILES)	HI	STATE OF WISCONSIN
	737	RECONSTRUCTION WITH ADDITIONAL LANES OF CTH C FROM AIRLINE RD TO SUNNYSLOPE DR IN THE VILLAGE OF MOUNT PLEASANT	HI	RACINE COUNTY
	599	CONSTRUCTION OF THE CITY OF BURLINGTON BYPASS (STH 36 AND STH 11) IN RACINE AND WALWORTH COUNTIES (11.00 MILES)	HE	STATE OF WISCONSIN
	605	PROVISION OF SPECIALIZED DEMAND RESPONSIVE TRANSPORTATION SERVICES FOR ELDERLY & DISABLED PEOPLE IN RURAL RACINE COUNTY (SEC 85.21)	TP	RACINE COUNTY
	623	OPERATING ASSISTANCE FOR THE CITY OF RACINE TRANSIT SYSTEM: 2009-2012	TP	RACINE (City)
	624	OPERATING ASSISTANCE FOR THE WISCONSIN COACH LINES KENOSHA/RACINE/MILWAUKEE INTERCITY BUS SERVICE: 2009-2012	TP	
	625	PROVISION OF DEMAND-RESPONSIVE TRANSPORTATION SERVICE FOR ELDERLY AND DISABLED IN THE RACINE URBANIZED AREA: 2009-2012	TP	
	627	REMODEL MAINTENANCE ADMINISTRATION BUILDING FOR THE CITY OF RACINE TRANSIT SYSTEM	TP	
	639	REPLACEMENT OF BUS FUELING SYSTEM PUMPS AND METERS AT THE CITY TRANSIT GARAGE	TP	
	773	PURCHASE OF 6 ADA ACCESSIBLE REPLACEMENT DIAL-A-RIDE BUSES IN THE CITY OF RACINE	TP	
	738	REPLACEMENT OF MALCHINE RD BRIDGE OVER WIND LAKE DRAINAGE CANAL IN TOWN OF NORWAY (B-51-11)	OH	NORWAY (Town)

Source: SEWRPC.

Table B -6

**IMPLEMENTATION STATUS OF PROJECTS IN THE 2007 - 2010  
TRANSPORTATION IMPROVEMENT PROGRAM FOR THE KENOSHA, RACINE, WALWORTH  
TRANSPORTATION MANAGEMENT AREA -- RACINE COUNTY 2009-2012**

STATUS	NO	PROJECT DESCRIPTION	TYPE	PROJECT SPONSOR
UNDERWAY	600	CONSTRUCTION OF A SIGNALIZED INTERSECTION AT STH 20 AND USH 45 (COLONY AVE) IN RACINE COUNTY	HS	STATE OF WISCONSIN
	607	TRAFFIC SAFETY IMPROVEMENTS WITH CTH C INTERSECTIONS WITH STUART RD, AIRLINE, AND SUMMERSET DR IN RACINE COUNTY	HS	RACINE COUNTY
	712	DEVELOPMENT OF COMPREHENSIVE SAFE ROUTES TO SCHOOL PLAN FOR UNION GROVE JOINT SCHOOL DISTRICT #1	HS	UNION GROVE (Village)
	608	DESIGN AND CONSTRUCT MRK TRAIL EXTENSION AND BRIDGE FROM 6 MILE RD TO 7 MILE RD AND OVER UPRR (0.70 MILES)	EE	RACINE COUNTY
	609	CONSTRUCTION OF THE RACINE/STURTEVANT BICYCLE/PEDESTRIAN TRAIL FROM THE AMTRAK STATION TO THE CPR CORRIDOR IN THE VILLAGE OF STURTEVANT	EE	
	610	CONSTRUCTION OF THE RACINE/STURTEVANT BICYCLE/PEDESTRIAN TRAIL ON THE FORMER CP ROW FROM STH 31 TO WILLOW RD IN RACINE COUNTY: PHASE IB	EE	
	612	CONSTRUCTION OF THE RACINE/STURTEVANT BICYCLE/PEDESTRIAN TRAIL FROM WILLOW RD TO THE AMTRAK STATION IN THE VILLAGE OF STURTEVANT: PHASE II (1.25 MILES)	EE	
	613	CONSTRUCTION OF THE RACINE/STURTEVANT BICYCLE/PEDESTRIAN TRAIL FROM CTH H TO THE CP RAIL WEST OF IH-94 IN RACINE COUNTY: PHASE III (2.40 MILES)	EE	
	614	CONSTRUCTION OF A BICYCLE/PEDESTRIAN FACILITY ON BROWNS LAKE DR (CTH W) FROM STH 11 TO BEAR ARBOR DR IN THE CITY OF BURLINGTON (0.90 MILES)	EE	BURLINGTON (City)
	648	CONSTRUCTION OF WALKER SITE BICYCLE/PEDESTRIAN PATH ALONG MAIN ST BRIDGE TO LAKE MICHIGAN PATH (0.28 MI)	EE	RACINE (City)
	651	CONSTRUCT A BICYCLE/ PEDESTRIAN CROSSING OF THE FOX RIVER IN THE VILLAGE OF WATERFORD FROM RIVERVIEW DR TO WHITFORD PARK (0.17 MILES)	EE	WATERFORD (Village)
	762	SIGNAL INTERCONNECTION AND OPTIMIZATION OF MULTIPLE TRAFFIC SIGNALS SOUTH OF SIXTH ST IN THE CITY OF RACINE	EE	RACINE (City)
	763	SIGNAL INTERCONNECTION AND OPTIMIZATION OF MULTIPLE TRAFFIC SIGNALS NORTH OF SIXTH ST IN THE CITY OF RACINE	EE	
DEFERRED	618	RESURFACING OF LATHROP AVE FROM CTH X (S TAYLOR AVE) TO CTH KR IN THE VILLAGE OF MOUNT PLEASANT (1.50 MILES)	HP	MOUNT PLEASANT (Village)
	630	PURCHASE TWO RUBBER-TIRED REPLICA TROLLEY STYLE BUSES TO REPLACE TWO 1991 RUBBER-TIRED REPLICA TROLLEY BUSES	TP	RACINE (City)
	631	PURCHASE OF FOUR (4) BUSES TO REPLACE FOUR 1988 - TMC MODEL BUSES FOR THE CITY OF RACINE TRANSIT SYSTEM	TP	
	634	PURCHASE OF SIX (6) BUSES TO REPLACE THREE 1997 NOVABUSES FOR THE CITY OF RACINE TRANSIT SYSTEM: 3 IN 2011 AND 3 IN 2012	TP	
	638	PURCHASE REPLACEMENT PORTABLE STEAM CLEANER FOR MAINTENANCE USE REPLACES 2002 PURCHASED MODEL FOR THE CITY OF RACINE TRANSIT SYSTEM	TP	
	642	REPLACEMENT OF MAINTENANCE AND SERVICE GARAGE EQUIPMENT FOR THE CITY OF RACINE TRANSIT SYSTEM	TP	
	644	MAINTENANCE AND SERVICE GARAGE IMPROVEMENTS FOR THE CITY OF RACINE TRANSIT SYSTEM	TP	

Source: SEWRPC.

Table B -6

**IMPLEMENTATION STATUS OF PROJECTS IN THE 2007 - 2010  
TRANSPORTATION IMPROVEMENT PROGRAM FOR THE KENOSHA, RACINE, WALWORTH  
TRANSPORTATION MANAGEMENT AREA -- RACINE COUNTY 2009-2012**

STATUS	NO	PROJECT DESCRIPTION	TYPE	PROJECT SPONSOR
DEFERRED	761	PURCHASE AND OPERATION OF A RIDE SHARE VAN TO PROVIDE TRANSPORTATION FOR UNEMPLOYED LOW INCOME PERSONS TO JOB HIRE LOCATIONS	TI	RACINE (City)
	601	INSTALL ADVANCED TRUCK STOP ELECTRIFICATION UNITS AT A MAJOR TRUCK STOP TO REDUCE IDLING	EE	WISCONSIN DNR
PROJECT DROPPED	602	PRELIMINARY ENGINEERING FOR VARIOUS LOCAL URBAN SYSTEM PROJECTS IN RACINE COUNTY	HP	RACINE COUNTY
	603	PRELIMINARY ENGINEERING FOR VARIOUS LOCAL BRIDGE REPLACEMENT PROJECTS IN RACINE COUNTY	HP	
	710	RECONSTRUCTION OF COLONY AVE (USH 45) FROM 7TH AVE IN THE VILLAGE OF UNION GROVE TO STH 20 IN RACINE COUNTY (3.50 MILES)	HP	STATE OF WISCONSIN
	604	ELDERLY/DISABLED TRANSPORTATION SEC 5310 CAPITAL ASSISTANCE PROGRAM RACINE COUNTY AND/OR VARIOUS RACINE COUNTY PRIVATE NON-PROFIT ORGANIZATIONS	TP	RACINE COUNTY
	636	PURCHASE OF THREE (3) BUSES TO REPLACE THREE 1997 NOVABUSES FOR THE CITY OF RACINE TRANSIT SYSTEM	TP	RACINE (City)
	643	PURCHASE REPLACEMENT FORK LIFT TRUCK TO REPLACE 1984 MODEL FORK LIFT TRUCK FOR THE CITY OF RACINE TRANSIT SYSTEM	TP	
	606	PRELIMINARY ENGINEERING FOR VARIOUS LOCAL HAZARD ELIMINATION PROJECTS IN RACINE COUNTY	HS	RACINE COUNTY
	713	DEVELOPMENT OF COMPREHENSIVE SAFE ROUTES TO SCHOOL PLAN FOR THE VILLAGE OF WATERFORD	HS	WATERFORD (Village)

Table B -7

**IMPLEMENTATION STATUS OF PROJECTS IN THE 2007 - 2010  
TRANSPORTATION IMPROVEMENT PROGRAM FOR THE KENOSHA, RACINE, WALWORTH  
TRANSPORTATION MANAGEMENT AREA -- WALWORTH COUNTY 2009-2012**

STATUS	NO	PROJECT DESCRIPTION	TYPE	PROJECT SPONSOR
COMPLETED	656	CONSTRUCTION OF A DRAINAGE PIPE ON USH 14 IN THE VILLAGE OF DARIEN	HP	STATE OF WISCONSIN
	659	RECONSTRUCTION OF STH 36 FROM STH 120 TO THE EAST WALWORTH COUNTY LINE (6.57 MILES)	HP	
	660	REHABILITATION OF 7TH ST (STH 50) IN THE CITY OF DELAVAN FROM WALWORTH AVE TO WISCONSIN ST	HP	
	662	RESURFACING OF STH 50 FROM STH 67 EAST TO GENEVA ST IN THE TOWN OF GENEVA	HP	
	666	RESURFACING OF STH 89 FROM USH 14 TO THE CITY OF WHITEWATER SOUTH CITY LIMITS (7.50 MILES)	HP	
	669	RECONSTRUCTION OF STH 120 FROM STH 36 TO EAST TROY IN WALWORTH COUNTY (10.00 MILES)	HP	
	674	RECONSTRUCTION OF MARTIN ST (CTH C) FROM STATE LINE RD TO STH 67 IN THE TOWN OF SHARON (1.00 MILES)	HP	WALWORTH COUNTY
	680	RECONSTRUCTION OF RICHMOND RD FROM WALWORTH AVE TO TURTLE CREEK BRIDGE IN THE CITY OF DELAVAN (0.25 MILES)	HP	DELAVAN (City)
	671	SAFETY IMPROVEMENTS, SIGNS, GEOMETRICS AT THE INTERSECTION OF STH 67 AND CTH B IN WALWORTH COUNTY	HS	STATE OF WISCONSIN
UNDERWAY	652	RESURFACING OF IH-43 FROM THE WEST WALWORTH COUNTY LINE TO THE VILLAGE OF HALES CORNERS IN MILWAUKEE COUNTY (26.90 MILES)	HP	
	653	RESURFACING OF USH 12 FROM THE CITY OF WHITEWATER TO STH 20/67 INTERSECTION IN WALWORTH COUNTY	HP	
	655	RECONSTRUCTION OF USH 14 FROM SOUTH OF IH 43 TO STH 11 IN WALWORTH COUNTY (3.74 MILES)	HP	
	658	REHABILITATION OF STH 11 FROM STH 120 TO THE EAST COUNTY LINE IN WALWORTH COUNTY (5.20 MILES)	HP	
	663	RECONSTRUCTION OF STH 59 FROM WEST WALWORTH COUNTY LINE TO STH 89 IN WALWORTH COUNTY (3.50 MILES)	HP	
	664	RECONSTRUCTION OF THE INTERSECTION OF STH 59 EB WITH SB OLD STH 89 IN THE CITY OF WHITEWATER	HP	
	665	RECONSTRUCTION OF STH 67 (N WISCONSIN AVE) FROM COURT ST TO LINCOLN ST IN THE CITY OF ELKHORN (0.82 MILES)	HP	
	668	RECONSTRUCTION OF STH 120 FROM USH 12 TO MADAUS ST IN THE CITY OF LAKE GENEVA (0.61 MILES)	HP	
	692	RECONSTRUCTION OF THE INTERSECTION OF USH 12 AND CTH A IN THE TOWN OF SUGAR CREEK	HP	
	741	REPLACEMENT OF CTH X BRIDGE OVER LITTLE TURTLE CREEK IN THE TOWN OF SHARON (B-64-661)	HP	WALWORTH COUNTY
	742	REPLACEMENT OF CTH X BRIDGE OVER WSOR IN THE TOWN OF DARIEN (B-64-13)	HP	

Source: SEWRPC.

Table B -7

**IMPLEMENTATION STATUS OF PROJECTS IN THE 2007 - 2010  
TRANSPORTATION IMPROVEMENT PROGRAM FOR THE KENOSHA, RACINE, WALWORTH  
TRANSPORTATION MANAGEMENT AREA -- WALWORTH COUNTY 2009-2012**

STATUS	NO	PROJECT DESCRIPTION	TYPE	PROJECT SPONSOR
UNDERWAY	743	REPLACEMENT OF CTH DD BRIDGE OVER SUGAR CREEK IN THE TOWN OF SPRING PRAIRIE (B-64-6)	HP	WALWORTH COUNTY
	661	RECONSTRUCT WITH ADDITIONAL LANES OF STH 50 FROM NORTH SHORE DR TO STH 67 IN WALWORTH COUNTY (4.20 MILES)	HI	STATE OF WISCONSIN
	675	ELDERLY/DISABLED TRANSPORTATION SEC 5310 WALWORTH COUNTY VOCATIONAL INDUSTRIES, INC	TP	WALWORTH COUNTY
	676	ELDERLY/DISABLED TRANSPORTATION SEC 5310 CAPITAL ASSISTANCE PROGRAM WALWORTH CO AND/OR VARIOUS WALWORTH CO PRIVATE/NON-PRIVATE ORGANIZATIONS	TP	
	677	PROVISION OF COUNTYWIDE SPECIALIZED DEMAND-RESPONSIVE TRANSPORTATION SERVICES FOR ELDERLY & DISABLED PEOPLE IN WALWORTH COUNTY (SEC 85.21)	TP	
	678	ELDERLY/DISABLED TRANSPORTATION SEC 5310 VIP SERVICES - ELKHORN	TP	
	683	OPERATING ASSISTANCE FOR THE CITY OF WHITEWATER TAXI BASED TRANSIT SYSTEM (SEC 85.20 & 5311)	TP	WHITEWATER (City) (PART)
	744	REPLACEMENT OF PARK DR BRIDGE OVER LADD CREEK IN THE TOWN OF GENEVA (P-64-0910)	OH	GENEVA (Town)
	745	REPLACEMENT OF MOHAWK RD BRIDGE OVER THE EAST CROSSING OF NIPPERSINK CREEK (P-64-904)	OH	LINN (Town)
	746	REPLACEMENT OF SPRING VALLEY RD BRIDGE OVER SAND CREEK IN THE TOWN OF LYONS (P-64-920)	OH	LYONS (Town)
DEFERRED	654	RESURFACING OF USH 12 FROM STH 50 TO STH 67 IN WALWORTH COUNTY (10.40 MILES)	HP	STATE OF WISCONSIN
	670	RECONSTRUCTION OF STH 50 FROM STH 67 EAST TO GENEVA ST IN THE TOWN OF GENEVA (1.70 MILES)	HP	
PROJECT DROPPED	657	STUDY OF USH 14 FROM JANESVILLE TO DARIEN IN ROCK AND WALWORTH COUNTIES	HP	
	667	RECONSTRUCTION OF THE STH 89 INTERSECTION WITH CTH A IN THE TOWN OF RICHMOND	HP	
	672	PRELIMINARY ENGINEERING FOR VARIOUS LOCAL URBAN SYSTEM PROJECTS IN WALWORTH COUNTY	HP	WALWORTH COUNTY
	673	PRELIMINARY ENGINEERING FOR VARIOUS LOCAL BRIDGE REPLACEMENT PROJECTS IN WALWORTH COUNTY	HP	
	682	CAPITAL ASSISTANCE FOR THE CITY OF WHITEWATER TAXI BASED TRANSIT SYSTEM (SEC 85.20 & 5311)	TP	WHITEWATER (City) (PART)
	679	PRELIMINARY ENGINEERING FOR VARIOUS LOCAL HAZARD ELIMINATION PROJECTS IN WALWORTH COUNTY	HS	WALWORTH COUNTY
	681	CONSTRUCTION OF A NEW MUSEUM CENTER TO SECURE HISTORIC DOCUMENTS AND ARTIFACTS IN THE VILLAGE OF EAST TROY	EE	EAST TROY (Village)

## APPENDIX C

### ASSESSMENT OF CONFORMITY OF YEAR 2035 REGIONAL TRANSPORTATION PLAN FOR SOUTHEASTERN WISCONSIN AND 2009 THROUGH 2012 TRANSPORTATION IMPROVEMENT PROGRAM FOR SOUTHEASTERN WISCONSIN WITH RESPECT TO THE STATE OF WISCONSIN AIR QUALITY IMPLEMENTATION PLAN

Federal regulations require a conformity determination of the regional transportation plan and improvement program for southeastern Wisconsin with respect to the State of Wisconsin air quality implementation plan for the six-county southeastern Wisconsin ozone nonattainment area. The conformity determination for the regional transportation plan and improvement program requires a finding that travel and emission forecasts for the years 2010, 2020, 2030, and 2035 under the regional transportation plan and improvement program for the six-county moderate ozone non-attainment area—Kenosha, Milwaukee, Ozaukee, Racine, Washington, and Waukesha Counties—do not exceed the emission budgets in the State implementation plan for air quality.

Therefore, it was determined that the Transportation Improvement Program for Southeastern Wisconsin for 2009 through 2012 for the six county area ozone non-attainment area and Walworth County ozone maintenance area is in conformance with the State of Wisconsin air quality implementation plan, and specifically with the State Implementation Plan for Air Quality submitted to the U.S. Environmental Protection agency by the Wisconsin Department of Natural Resources in 1993, 1997, 2000, and 2003. The basis for the determination is fully documented in SEWRPC Memorandum Report No. 186 entitled: *Assessment of Conformity of the Year 2035 Regional Transportation Plan and the Year 2009-2012 Transportation Improvement Program with Respect to the State of Wisconsin Air Quality Implementation Plan—Six County Southeastern Wisconsin Ozone Nonattainment Area.*



## APPENDIX D

### ASSESSMENT OF AVAILABLE FUNDING FOR THE 2009 THROUGH 2012 TRANSPORTATION IMPROVEMENT PROGRAM

The 2009 through 2012 Transportation Improvement Program (TIP) project costs are compared in Table D-1 to estimates of available Federal and State funding. The estimate of available funding is based upon authorized Federal funding levels and historic State and local funding levels. The estimate of costs utilized project sponsor estimated costs provided in constant year 2009 dollars, and adjusts those costs by an annual inflation rate of 2.5 percent to provide an estimate of year of expenditure dollars. The results of this comparison generally indicate that adequate funding is available to implement the TIP.

There are a few instances where programmed funding appears to exceed estimated available funding. With respect to Surface Transportation Program-Milwaukee Urbanized Area (STP-M) funds, Congestion Mitigation/Air Quality (CMAQ) funds, and Federal Transit Administration Section 5307 funds, programmed funding appears to exceed available funding, but this is because projects selected and programmed in a previous TIP have not yet been completed and remain programmed in this TIP, but do not require additional funding. Well-established procedures, in particular, exist to select and program CMAQ and STP-M projects consistent with estimated available funding.

With respect to Federal Highway Administration Surface Transportation Program-Other and Interstate Highway Maintenance funding, programmed funding does exceed historic Region shares of Statewide funding levels, but this may be expected during the reconstruction of the Southeastern Wisconsin freeway system, which began with the completed Marquette Interchange reconstruction project, and is continuing with the reconstruction of IH 94 between the Mitchell Interchange and the Illinois state line and the Zoo Interchange reconstruction programmed in this TIP.

The Federal American Recovery and Reinvestment Act of 2009 (ARRA), which was enacted on February 17, 2009, includes funding for transit and highway projects. The selection of these transit and highway projects for ARRA funding has not yet been completed at the time of publication of the 2009-2012 TIP. The programmed funding levels for potential transit projects utilizing ARRA funds appear to exceed available funding. Potential ARRA funded projects were included in Table A-3 of Appendix A to ensure that a project, if selected, may proceed without delay in order to meet the tight deadlines included in the ARRA legislation. After project selection occurs, Table A-3 will be amended to include only those projects receiving ARRA funding.

In addition to the projects in Table A-3 shown as using ARRA funds, projects that are currently programmed for use of another Federal funding source may also be eligible to use ARRA funds. If any of these projects are selected for use of ARRA funds, the TIP would be modified to show the change in source of funds to ARRA funds and if necessary, any change in project timing.

**Table D-1**  
**ASSESSMENT OF AVAILABLE FUNDING FOR THE**  
**2009 THROUGH 2012 TRANSPORTATION IMPROVEMENT PROGRAM**

Funding Source		Programmed Expenditures (\$1,000,000) <sup>a</sup>				Estimated Funding Available (\$1,000,000) <sup>a,b</sup>			
Agency	Program	2009	2010	2011	2012	2009	2010	2011	2012
Federal Highway Administration	Interstate Highway Maintenance	72	68	8	28	118	121	124	127
	National Highway System	36	17	14	24	200	205	210	216
	Bridge Replacement	15	18	8	3	29	30	31	32
	Surface Transportation Program-Milwaukee Urbanized Area	26	57	36	60	25	25	25	25
	Surface Transportation Program-Other	191	112	195	121	144	148	151	155
	Surface Transportation Program-Enhancement	5	5	2	3	9	9	9	10
	Surface Transportation Program-Safety	12	7	3	3	32	33	34	35
	Congestion Mitigation/Air Quality	31	18	11	2	26	27	27	28
	Safe Routes to School	1	0	0	0	3	3	3	3
	American Recovery and Reinvestment Act of 2009	206	43	0	0	529	0	0	0
Federal Transit Administration	Section 5307--Kenosha/Racine Urbanized Area	5	5	5	5	5	5	5	5
	Section 5307--Milwaukee Urbanized Area	49	46	44	45	21	21	22	22
	Section 5309	15	22	47	10	7	7	7	7
	Section 5310	1	1	1	1	2	2	2	2
	Section 5311	1	1	1	1	13	13	14	14
	Section 5316/5317	3	0	0	0	3	3	4	4
	American Recovery and Reinvestment Act of 2009	95	0	0	0	82	0	0	0
State of Wisconsin	Highway	194	203	457	221	636	652	668	685
	Transit	86	87	89	92	78	80	82	84
County and Local	Kenosha	14	8	7	3	8	9	9	9
	Milwaukee	62	62	64	60	95	97	99	101
	Ozaukee	5	1	0	0	9	9	9	9
	Racine	5	4	2	3	10	10	11	11
	Walworth	0	0	1	0	4	4	4	4
	Washington	2	2	1	1	8	8	9	9
	Waukesha	28	30	21	25	36	37	38	39

<sup>a</sup> Inflation was applied to 2008, 2009 and 2010 estimates of programmed expenditures and estimated funding available at a rate of 2.5 percent.

<sup>b</sup> For Federal highway funds the 2009, 2010, 2011 and 2012 estimates of available funding assume that the currently authorized funding levels would be maintained. The Federal highway funding levels, with the exception of Surface Transportation Program-Milwaukee Urbanized funds and Congestion Mitigation/Air Quality funds, are statewide funding levels and Southeastern Wisconsin has generally received 30 to 40 percent of that funding. For Federal transit funds, the 2009, 2010, 2011, and 2012 available funding estimates are based upon appropriated 2008 levels. The available funding shown, with the exception of the urbanized area Section 5307 funding levels are statewide funding levels. It may generally be expected that Southeastern Wisconsin transit systems would receive about 65 percent of statewide transit funding levels. For State highway funds, the estimate of available funds are statewide funding levels based on currently budgeted levels would be maintained. For State transit and local funds, the estimate of available funding is specifically for the Region, based on historic funding levels. The available funding estimates from the American Recovery and Reinvestment Act of 2009 are based on the statewide apportionments for transit and highway projects.

Source: SEWRPC.

## APPENDIX E

### Advisory Committee Memberships

#### INTERGOVERNMENTAL COORDINATING AND ADVISORY COMMITTEE ON TRANSPORTATION SYSTEM PLANNING AND PROGRAMMING FOR THE KENOSHA URBANIZED AREA

Kenneth R. Yunker, Secretary .....	Executive Director, SEWRPC
Sandra K. Beaupre .....	Director, Bureau of Planning, Division of Transportation Investment Management, Wisconsin Department of Transportation
Leonard Brandrup .....	Director, Department of Transportation, City of Kenosha
Ronald L. Bursek .....	Director, Department of Public Works, City of Kenosha
Dewayne J. Johnson .....	Director, Southeast Region, Wisconsin Department of Transportation
Jeffery B. Labahn .....	Director, Department of City Development, City of Kenosha
Michael M. Lemens .....	Director, Engineering Division, Public Works Department, City of Kenosha
Peter T. McMullen .....	Program and Planning Analyst, Bureau of Air Management, Wisconsin Department of Natural Resources
Cheryl L. Newton .....	Environmental Protection Specialist, U.S. Environmental Protection Agency, Region V
Michael J. Pjevach .....	President, Wisconsin Coach Lines, Inc.
Michael R. Pollocoff .....	Administrator, Village of Pleasant Prairie
Allen Radliff .....	Wisconsin Division Administrator, Federal Highway Administration, U.S. Department of Transportation
Marisol Simon .....	Regional Administrator, Federal Transit Administration, U.S. Department of Transportation
Gary Sipsma .....	Director, Division of Highways, and Highway Commissioner, Department of Public Works, Kenosha County

INTERGOVERNMENTAL COORDINATING AND ADVISORY  
COMMITTEE ON TRANSPORTATION SYSTEM PLANNING AND  
PROGRAMMING FOR THE MILWAUKEE URBANIZED AREA

Voting Members

Brian Dranzik, Chairman .....	Fiscal and Policy Administrator, Department of Transportation and Public Works, Milwaukee County
John M. Bennett .....	City Engineer, City of Franklin
Scott Brandmeier.....	Director of Public Works and Village Engineer, Village of Fox Point
Allison M. Bussler .....	Interim Director, Department of Public Works, Waukesha County
Roy de la Rosa .....	Director, Intergovernmental Relations Division, Milwaukee County
Robert R. Dreblow .....	Highway Commissioner, Ozaukee County
Thomas M. Grisa .....	Director, Department of Public Works, City of Brookfield
Robert C. Johnson .....	Director, Waukesha Metro Transit
William A. Kappel .....	Director, Department of Public Works, City of Wauwatosa
Michael G. Lewis .....	City Engineer, City of West Allis
Michael J. Maierle.....	Manager of Long-Range Planning, City of Milwaukee
Jeffrey J. Mantes .....	Commissioner, Department of Public Works, City of Milwaukee
Michael J. Martin .....	Director, Department of Public Works, Village of Hales Corners
Jeffrey S. Polenske .....	City Engineer, City of Milwaukee
Paul Vornholt .....	Mayor's Office, City of Milwaukee
Scott K. Walker.....	County Executive, Milwaukee County
Vacancy .....	Milwaukee County
Vacancy .....	Milwaukee County
Vacancy .....	City of Milwaukee

## Milwaukee Urbanized Area - continued

Nonvoting Technical Staff Members

Kenneth R. Yunker, Secretary .....	Executive Director, SEWRPC
Sandra K. Beaupre .....	Director, Bureau of Planning, Division of Transportation Investment Management, Wisconsin Department of Transportation
Anita Gulotta-Connelly .....	Managing Director, Milwaukee County Transit System
Dewayne J. Johnson .....	Director, Southeast Region, Wisconsin Department of Transportation
Peter T. McMullen .....	Program and Planning Analyst, Bureau of Air Management, Wisconsin Department of Natural Resources
Michael J. Pjevach .....	President, Wisconsin Coach Lines, Inc.
Allen Radliff .....	Wisconsin Division Administrator, Federal Highway Administration, U.S. Department of Transportation
Marisol Simon .....	Regional Administrator, Federal Transit Administration, U.S. Department of Transportation

INTERGOVERNMENTAL COORDINATING AND ADVISORY  
COMMITTEE ON TRANSPORTATION SYSTEM PLANNING AND  
PROGRAMMING FOR THE RACINE URBANIZED AREA

David Prott, Chairman .....	Director, Department of Public Works, Racine County
Kenneth R. Yunker, Secretary .....	Executive Director, SEWRPC
Michael H. Andreasen .....	Administrator, Village of Mount Pleasant
Sandra K. Beaupre .....	Director, Bureau of Planning, Division of Transportation Investment Management, Wisconsin Department of Transportation
Curtis Garner .....	Executive Director, Professional Transit Management of Racine
Michael A. Hayek .....	Village Engineer, Village of Caledonia
Mark C. Janiuk .....	Village Administrator, Village of Sturtevant
Dewayne J. Johnson .....	Director, Southeast Region, Wisconsin Department of Transportation
Richard M. Jones .....	Commissioner of Public Works and City Engineer, City of Racine
Dennis C. Mahoney .....	President, Village of North Bay
Peter T. McMullen .....	Program and Planning Analyst, Bureau of Air Management, Wisconsin Department of Natural Resources
Cheryl L. Newton .....	Environmental Protection Specialist, U.S. Environmental Protection Agency, Region V
Michael Pjevach .....	President, Wisconsin Coach Lines, Inc.
Allen Radliff .....	Wisconsin Division Administrator, Federal Highway Administration, U.S. Department of Transportation
William H. Schalk .....	President, Village of Wind Point
Marisol Simon .....	Regional Administrator, Federal Transit Administration, U.S. Department of Transportation
Audrey Viau .....	Village President, Village of Elmwood Park

INTERGOVERNMENTAL COORDINATING AND ADVISORY  
COMMITTEE ON TRANSPORTATION SYSTEM PLANNING AND  
PROGRAMMING FOR THE ROUND LAKE BEACH-McHENRY-GRAYSLAKE,  
IL-WI URBANIZED AREA (WISCONSIN PORTION)

Kenneth R. Yunker, Secretary .....	Executive Director, SEWRPC
Sandra K. Beaupre .....	Director, Bureau of Planning, Division of Transportation Investment Management, Wisconsin Department of Transportation
David C. Buehn .....	President, Village of Paddock Lake
Jeffrey J. Butler .....	Chairman, Town of Wheatland
Richard J. Gossling .....	Chairman, Town of Bristol
Dewayne J. Johnson .....	Director, Southeast Region, Wisconsin Department of Transportation
Roger Johnson .....	President, Village of Silver Lake
Thomas W. Kerkman .....	Chairman, Town of Brighton
Peter T. McMullen .....	Program and Planning Analyst, Bureau of Air Management, Wisconsin Department of Natural Resources
Cheryl L. Newton .....	Environmental Protection Specialist, U.S. Environmental Protection Agency, Region V
Matthew Ostrander .....	Chairman, Town of Randall
Allen Radliff .....	Wisconsin Division Administrator, Federal Highway Administration, U.S. Department of Transportation
Marisol Simon .....	Regional Administrator, Federal Transit Administration, U.S. Department of Transportation
Gary Sipsma .....	Director, Division of Highways, and Highway Commissioner, Department of Public Works, Kenosha County
Howard K. Skinner .....	President, Village of Twin Lakes
Diann D. Tesar .....	Chairman, Town of Salem

## APPENDIX F

PROJECTED 2009 THROUGH 2012 OPERATIONS AND PLANNING INFORMATION,  
CAPITAL PROJECT JUSTIFICATIONS AND FINANCIAL CAPACITY ANALYSES  
FOR PUBLIC TRANSIT OPERATORS IN SOUTHEASTERN WISCONSIN



Table F-1

**PUBLIC TRANSIT OPERATOR REPORT: 2009-2012**Transit System Name: Kenosha Area Transit System


---

I.	2009 Projected Operating Budget	\$	7,322,168	Total Operating Budget
			2,389,919	Total Federal Operating Assistance
			1,810,105	Total State Operating Assistance
			1,842,235	Total Local Operating Assistance
			1,216,997	Total Farebox and Other Revenue

---

## II. 2009 Projected Operation Characteristics:

Basic Transit System: <sup>a</sup>	\$			
	<u>Weekdays</u>	<u>Saturdays</u>	<u>Sundays</u>	<u>Holidays</u>
Number of Routes .....	10	8	--	--
Total Route Miles .....	152.9	152.9		
(both directions)			--	--
Headway Range.....	30 min (peak)	1 hr		
(average)	1 hr (off-peak)		--	--
Vehicle Hours .....	234	150		
(average)			--	--
Vehicles in Service .....	26	13	--	--
Operating Budget .....	\$ 5,650,000	\$ 1,120,360	\$	\$
(average)				

---

## III. 2009 Projected Operating Characteristics:

Specialized Service for Elderly and Handicapped:	\$	400,000	Total Operating Budget
---	----	---------	------------------------

This is ADA paratransit door-to-door service provided to eligible passengers with a transportation disability that cannot use fixed route services. The service hours match the fixed route service hours. The fare is \$2.00 per trip. The system carries an average of 63 riders per weekday and 19 riders per Saturday.

---

## IV. 2009 Projected Implementation of New or Restructured Transit Services

At the present time, no additional services are planned. If Regional Transit Authority (RTA) is successful in the State of Wisconsin and the City and County of Kenosha move forward with an RTA, the system will probably expand services with evening, Sunday, and more services to the employers in the region.

---

## V. 2009 Projected Planning for New or Restructured Transit Services:

The City will be looking at expanding the streetcar system in the next several years. RTA legislation may also provide an opportunity of considerable expanded services in the basic route network.

---

<sup>a</sup>Excludes school-day bus service and streetcar operations.

**Table F-2****PUBLIC TRANSIT OPERATOR CAPITAL PROJECT JUSTIFICATION: FY 2009-2012**Transit System Name: Kenosha Area Transit System

TIP Project Number	Fiscal Year (FY)	Description	Justification
539	2009	Provide improved bus stop signs, trash containers, bus stop improvements, and passenger information tubes/kiosks throughout the Kenosha transit service area (\$193,500)	Will provide route/schedule information, amenities, and enhancements at bus stops and to encourage use of the transit system
540	2009 2010 2011 2012	Purchase of 20 Replacement Buses for the City of Kenosha Transit System (5 buses per year) (\$2,043,300) (\$2,145,500) (\$2,252,800) (\$2,365,400)	The normal replacement cycle for buses is 12 years or 500,000 miles of use. At present, the transit system has numerous buses that exceed these measures.
541	2009 2010	Replacement of the Radio System at the City of Kenosha Transit Facility (\$1,650,000) (\$1,650,000)	This will replace old and obsolete equipment.
542	2009	Rehabilitation of the Metra Train Station Building in the City of Kenosha (\$740,000)	The Metra Station is in considerable need of refurbishment and will provide many more years of service upon completion of this project. Wiring, plumbing, heating and air conditioning would not meet code if constructed today. Upgrades are needed to meet ADA requirements. The additional ridership for both Kenosha Transit, which interfaces with Metra, and Metra will result in less traffic congestion in the Kenosha to Chicago corridor. This redevelopment will further enhance our downtown and feed transit growth and development
543	2009	Reconstruction and Expansion of the Metra Train Station Platform in the City of Kenosha (\$30,000)	See Project no. 542
544	2009	Engineering and Design for the Expansion of Streetcar Service in the City of Kenosha (\$1,200,000)	Needed to begin work on a second line for the streetcar system to promote development and redevelopment in the City. This work will identify a final alignment and include a ridership forecast, financial plan and budget, and environmental analysis.

-continued-

**Table F-2 (continued)**

538	2009	Construction of a new transit operating and maintenance facility for the City of Kenosha (\$3,375,000)	A new facility is needed to house the current system staff and bus fleet, and provide for modern repair and cleaning facilities for the bus fleet.
545	2010 2011	Expansion of streetcar service in the City of Kenosha (\$12,994,200) (\$4,630,500)	Construction of a second line for the streetcar system. The success of the current streetcar line has generated interest in expanding the line to the Uptown Business District and beyond.
546	2009 2010	Expansion of electric streetcar system in the City of Kenosha (\$2,054,100) (\$2,953,600)	See project no. 544

Table F-3

## FINANCIAL CAPACITY ANALYSIS BACKGROUND DATA FOR THE KENOSHA AERA TRANSIT SYSTEM: 2004-2013

Data Element	Actual/Estimated					Projected				
	2004	2005	2006	2007	2008	2009	2010	2011	2012	2013
Operating Expenses <sup>a</sup>	\$ 5,596,200	\$ 6,161,616	\$ 6,014,811	\$ 6,460,066	\$ 6,973,493	\$ 7,322,168	\$ 7,688,276	\$ 8,072,690	\$ 8,476,324	\$ 8,900,140
Operating Revenues										
o Passenger Revenue	\$ 910,800	\$ 1,040,203	\$ 1,037,040	\$ 1,084,487	\$ 1,159,045	\$ 1,216,997	\$ 1,277,846	\$ 1,341,739	\$ 1,408,826	\$ 1,479,267
o Other Revenue	36,400	15,970	--	--	--	--	--	--	--	--
Total	\$ 947,200	\$ 1,056,173	\$ 1,037,040	\$ 1,084,487	\$ 1,159,045	\$ 1,216,997	\$ 1,277,846	\$ 1,341,739	\$ 1,408,826	\$ 1,479,267
Operating Assistance	\$ 4,649,000	\$ 5,105,443	\$ 4,977,771	\$ 5,375,579	\$ 5,814,448	\$ 6,105,171	\$ 6,410,430	\$ 6,730,951	\$ 7,067,498	\$ 7,420,873
Sources of Operating Assistance Funds										
o Federal Funds										
1) FTA Section 5307	\$ 1,618,600	\$ 1,598,233	\$ 1,996,296	\$ 1,989,309	\$ 2,189,113	\$ 2,298,569	\$ 2,413,497	\$ 2,534,172	\$ 2,660,880	\$ 2,793,924
2) FTA Section 3037	--	--	--	--	--	--	--	--	--	--
3) CMAQ	99,800	149,144	--	30,720	87,000	91,350	90,000	90,000	90,000	90,000
4) Other	--	--	--	--	--	--	--	--	--	--
Subtotal	\$ 1,718,400	\$ 1,747,377	\$ 1,996,296	\$ 2,020,029	\$ 2,276,113	\$ 2,389,919	\$ 2,503,497	\$ 2,624,172	\$ 2,750,880	\$ 2,883,924
o State Funds										
1) WisDOT Section 85.20	\$ 1,725,900	\$ 1,665,117	\$ 1,661,998	\$ 1,742,545	\$ 1,723,911	\$ 1,775,628	\$ 1,828,897	\$ 1,883,764	\$ 1,940,277	\$ 1,998,485
2) WisDOT Section 85.24	--	--	--	--	--	--	--	--	--	--
3) Other	--	--	--	--	--	--	--	--	--	--
Subtotal	\$ 1,725,900	\$ 1,665,117	\$ 1,661,998	\$ 1,742,545	\$ 1,723,911	\$ 1,775,628	\$ 1,828,897	\$ 1,883,764	\$ 1,940,277	\$ 1,998,485
o Local Funds										
1) Property Taxes	\$ 1,204,700	\$ 1,692,949	\$ 1,319,477	\$ 1,613,005	\$ 1,814,424	\$ 1,939,624	\$ 2,078,036	\$ 2,223,015	\$ 2,376,341	\$ 2,538,464
2) Funds from Other Communities	--	--	--	--	--	--	--	--	--	--
3) Other	--	--	14,632	14,554	15,300	16,065	16,870	17,710	18,600	19,530
Subtotal	\$ 1,204,700	\$ 1,692,949	\$ 1,334,109	\$ 1,627,559	\$ 1,829,724	\$ 1,955,689	\$ 2,094,906	\$ 2,240,725	\$ 2,394,941	\$ 2,557,994
Total	\$ 4,649,000	\$ 5,105,443	\$ 4,992,403	\$ 5,390,133	\$ 5,829,748	\$ 6,121,236	\$ 6,427,300	\$ 6,748,661	\$ 7,086,098	\$ 7,440,403
Depreciation	N/A	--	--	--	--	--	--	--	--	--
Capital Project Expenditures										
o Bus Fleet Rehabilitation, Replacement, and Expansion	\$ 2,500,000	\$ 3,550,000	\$ 1,680,000	--	\$ 1,785,000	\$ 2,043,300	\$ 2,145,500	\$ 2,252,800	\$ 2,365,400	\$ 2,252,800
o Bus Facility Renovation, Replacement, and Expansion	--	\$ 8,285,500	\$ 4,354,000	--	--	\$ 3,405,000	--	\$ 740,000	--	--
o Fixed Guideway Fleet Rehabilitation and Expansion	--	--	--	--	--	\$ 4,216,000	\$ 6,125,700	\$ 3,333,000	\$ 3,333,000	--
o Fixed Guideway Facility Construction	--	--	--	--	--	--	--	--	--	--
o Other	--	--	\$ 81,400	\$ 1,843,500	--	\$ 1,843,500	\$ 1,650,000	--	--	--
Total	\$ 2,500,000	\$ 11,835,500	\$ 6,115,400	\$ 1,843,500	\$ 1,785,000	\$ 11,507,800	\$ 9,921,200	\$ 6,325,800	\$ 5,698,400	\$ 2,252,800
Sources of Capital Assistance Funds										
o Federal Funds										
1) FTA Section 5307	--	--	--	--	--	--	--	--	--	--
2) FTA Section 5309	2,000,000	9,468,400	4,892,300	1,474,800	1,412,000	6,495,500	6,546,500	4,513,700	4,606,000	1,802,200
3) FTA Section 3037	--	--	--	--	--	--	--	--	--	--
4) CMAQ	--	--	--	--	--	2,751,600	1,433,400	592,000	--	--
5) Other	--	--	--	--	--	--	--	--	--	--
Subtotal	\$ 2,000,000	\$ 9,468,400	\$ 4,892,300	\$ 1,474,800	\$ 1,412,000	\$ 9,247,100	\$ 7,979,900	\$ 5,105,700	\$ 4,606,000	\$ 1,802,200
o State Funds	--	--	--	--	--	--	--	--	--	--
o Local Funds										
1) Property Taxes	\$ 500,000	\$ 2,367,100	\$ 1,223,100	\$ 368,700	\$ 373,000	\$ 2,260,700	\$ 1,941,300	\$ 1,220,100	\$ 1,092,400	\$ 450,600
2) Bonding	--	--	--	--	--	--	--	--	--	--
3) Other	--	--	--	--	--	--	--	--	--	--
Subtotal	\$ 500,000	\$ 2,367,100	\$ 1,223,100	\$ 368,700	\$ 373,000	\$ 2,260,700	\$ 1,941,300	\$ 1,220,100	\$ 1,092,400	\$ 450,600
Total	\$ 2,500,000	\$ 11,835,500	\$ 6,115,400	\$ 1,843,500	\$ 1,785,000	\$ 11,507,800	\$ 9,921,200	\$ 6,325,800	\$ 5,698,400	\$ 2,252,800

**Table F-3 (continued)**

Data Element	Actual/Estimated					Projected				
	2004	2005	2006	2007	2008	2009	2010	2011	2012	2013
Total Operating Assistance and Capital Project Funds										
o Federal	\$ 3,718,400	\$ 11,215,777	\$ 6,888,596	\$ 3,494,829	\$ 3,688,113	\$ 11,637,019	\$ 10,483,397	\$ 7,729,872	\$ 7,356,880	\$ 4,686,124
o State	1,725,900	1,665,117	1,661,998	1,742,545	1,723,911	1,775,628	1,828,897	1,883,764	1,940,277	1,998,485
o Local	1,704,700	4,060,049	2,557,209	1,996,259	2,202,724	4,216,389	4,036,206	3,460,825	3,487,341	3,008,594
Total	\$ 7,149,000	\$ 16,940,943	\$ 11,107,803	\$ 7,233,633	\$ 7,614,748	\$ 17,629,036	\$ 16,348,500	\$ 13,074,461	\$ 12,784,498	\$ 9,693,203
Non-Financial Operating Data										
o Revenue Passengers	1,502,100	1,489,227	1,500,789	1,560,150	1,627,000	1,692,080	1,776,700	18,655,180	1,958,790	2,056,730
o Unlinked Passenger Trips	1,667,400	1,673,288	1,676,859	1,733,500	1,919,000	2,075,590	2,179,370	2,288,340	2,402,760	2,522,890
o Passenger Miles	6,055,700	6,101,702	6,158,423	6,169,980	6,189,900	6,437,490	6,759,370	7,097,340	7,452,210	7,824,820
o Revenue Vehicle Miles	1,060,900	1,196,412	1,207,534	1,209,800	1,211,000	1,211,000	1,211,000	1,211,000	1,211,000	1,211,000
o Revenue Vehicle Hours	80,400	81,348	81,262	81,900	82,100	82,100	82,100	82,100	82,100	82,100
o Buses Operated in Peak Service	55	55	55	55	55	55	55	55	55	55
o Buses in Active Fleet	68	68	68	68	68	68	68	68	68	68
o Total Employees	76	84	84	84	84	84	84	84	84	84

<sup>a</sup> Excluding depreciation.

Source: Kenosha Area Transit System and SEWRPC.

Table F-4

## CHANGE IN BASIC FINANCIAL CAPACITY ANALYSIS INDICATORS FOR THE KENOSHA AREA TRANSIT SYSTEM: 2003-2013

Data Element	Actual/Estimated					Projected				
	2004	2005	2006	2007	2008	2009	2010	2011	2012	2013
Operating Expenses <sup>a</sup>										
o Change in Total Operating Expenses										
1) Absolute Amount	-\$73,400	\$565,416	-\$146,805	\$445,255	\$513,427	\$348,675	\$366,108	\$384,414	\$403,634	\$423,816
2) Percentage Change	-1.3	10.1	-2.4	7.4	7.9	5.0	5.0	5.0	5.0	5.0
o Total Cost per Revenue Vehicle Mile										
1) Absolute Amount	\$5.27	\$5.15	\$4.98	\$5.34	\$5.76	\$6.05	\$6.35	\$6.67	\$7.00	\$7.35
2) Percentage Change	10.5	-2.4	-3.3	7.2	7.8	5.0	5.0	5.0	5.0	5.0
o Cost per Revenue Vehicle Hour										
1) Absolute Amount	\$69.60	\$75.74	\$74.02	\$78.88	\$84.94	\$89.19	\$93.65	\$98.33	\$103.24	\$108.41
2) Percentage Change	0.5	8.8	-2.3	6.6	7.7	5.0	5.0	5.0	5.0	5.0
o Cost per Revenue Passenger										
1) Absolute Amount	\$3.73	\$4.14	\$4.01	\$4.14	\$4.29	\$4.33	\$4.33	\$0.43	\$4.33	\$4.33
2) Percentage Change	-0.6	10.9	-3.1	3.3	3.5	1.0	--	-90.0	900.0	--
o Cost per Passenger Mile										
1) Absolute Amount	\$0.92	\$1.01	\$0.98	\$1.05	\$1.13	\$1.14	\$1.14	\$1.14	\$1.14	\$1.14
2) Percentage Change	-1.0	9.8	-3.3	7.2	7.6	1.0	--	--	--	--
Operating Revenues										
o Percentage Change in										
1) Passenger Revenue	6.6	14.2	-0.3	4.6	6.9	5.0	5.0	5.0	5.0	5.0
2) Total Revenue	2.2	11.5	-1.8	4.6	6.9	5.0	5.0	5.0	5.0	5.0
o Average Revenue per Revenue Passenger										
1) Absolute Amount	\$0.63	\$0.71	\$0.69	\$0.70	\$0.71	\$0.72	\$0.72	\$0.07	\$0.72	\$0.72
2) Percentage Change	2.9	12.6	-2.6	0.6	2.5	1.0	--	-90.0	900.0	--
o Percent of Operating Expenses Recovered from Operating Revenues										
1) Absolute Amount	16.9	17.1	17.2	16.8	16.6	16.6	16.6	16.6	16.6	16.6
2) Percentage Change	3.6	1.4	0.6	-2.6	-1.0	--	--	--	--	--
Operating Assistance Funds										
o Change in Total Operating Assistance										
1) Absolute Amount	-\$94,000	\$456,443	-\$127,672	\$397,808	\$438,869	\$290,723	\$305,259	\$320,521	\$336,547	\$353,375
2) Percentage Change	-2.0	9.8	-2.5	8.0	8.2	5.0	5.0	5.0	5.0	5.0
o Operating Assistance per Revenue Passenger										
1) Absolute Amount	\$3.10	\$3.43	\$3.32	\$3.45	\$3.57	\$3.61	\$3.61	\$0.36	\$3.61	\$3.61
2) Percentage Change	-1.3	10.6	-3.3	3.9	3.7	1.0	--	-90.0	900.0	--
o Operating Assistance per Passenger Mile										
1) Absolute Amount	\$0.77	\$0.84	\$0.81	\$0.87	\$0.94	\$0.95	\$0.95	\$0.95	\$0.95	\$0.95
2) Percentage Change	-1.6	8.7	-3.4	7.8	7.8	1.0	--	--	--	--
o Percentage Change in										
1) Federal Operating Assistance Funds	-7.2	1.7	14.2	1.2	12.7	5.0	4.8	4.8	4.8	4.8
2) State Operating Assistance Funds	5.5	-3.5	-0.2	4.8	-1.1	3.0	3.0	3.0	3.0	3.0
3) Local Operating Assistance Funds	-3.9	40.5	-21.2	22.0	12.4	6.9	7.1	7.0	6.9	6.8
Capital Expenditures and Assistance Funds										
o Change in Total Capital Expenditures										
1) Absolute Amount	\$2,204,400	\$9,335,500	-\$5,720,100	-\$4,271,900	-\$58,500	\$9,722,800	-\$1,586,600	-\$3,595,400	-\$627,400	-\$3,445,600
2) Percentage Change	745.7	373.4	-48.3	-69.9	-3.2	544.7	-13.8	-36.2	-9.9	-60.5
o Percentage Change in										
1) Federal Capital Assistance Funds	636.4	373.4	-48.3	-69.9	-4.3	554.9	-13.7	-36.0	-9.8	-60.9
2) State Capital Assistance Funds	--	--	--	--	--	--	--	--	--	--
3) Local Capital Assistance Funds	1,983.3	373.4	-48.3	-69.9	1.2	506.1	-14.1	-37.2	-10.5	-58.8

Table F-4 (continued)

Data Element	Actual/Estimated					Projected				
	2004	2005	2006	2007	2008	2009	2010	2011	2012	2013
Total Operating and Capital Assistance Funds										
o Change in Total Assistance										
1) Absolute Amount	2,110,400	9,791,943	-5,833,140	-3,874,170	381,115	10,014,288	-1,280,536	-3,274,039	-289,963	-3,091,295
2) Percentage Change	41.9	137.0	-34.4	-34.9	5.3	131.5	-7.3	-20.0	-2.2	-24.2
o Percentage Change in										
1) Federal Assistance	75.0	201.6	-38.6	-49.3	5.5	215.5	-9.9	-26.3	-4.8	-36.3
2) State Assistance	5.5	-3.5	-0.2	4.8	-1.1	3.0	3.0	3.0	3.0	3.0
3) Local Assistance	33.4	138.2	-37.0	-21.9	10.3	91.4	-4.3	-14.3	0.8	-13.7
Non-Financial Operating Data										
o Change in Revenue Passengers										
1) Absolute Amount	-10,500	-12,873	11,562	59,361	66,850	65,080	84,620	16,878,480	-16,696,390	97,940
2) Percentage Change	-0.7	-0.9	0.8	4.0	4.3	4.0	5.0	950.0	-89.5	5.0
o Change in Revenue Vehicle Miles										
1) Absolute Amount	-126,900	135,512	11,122	2,266	1,200	--	--	--	--	--
2) Percentage Change	-10.7	12.8	0.9	0.2	0.1	--	--	--	--	--
o Change in Revenue Vehicle Hours										
1) Absolute Amount	-1,500	948	-86	638	200	--	--	--	--	--
2) Percentage Change	-1.8	1.2	-0.1	0.8	0.2	--	--	--	--	--
o Change in Buses in Active Fleet										
1) Absolute Amount	--	--	--	--	--	--	--	--	--	--
2) Percentage Change	--	--	--	--	--	--	--	--	--	--
o Change in Total Employees										
1) Absolute Amount	1	8	--	--	--	--	--	--	--	--
2) Percentage Change	1.3	10.5	--	--	--	--	--	--	--	--

<sup>a</sup> Excluding depreciation.

Source: Kenosha Area Transit System and SEWRPC.

Table F-5

**PUBLIC TRANSIT OPERATOR REPORT: 2009-2012**Transit System Name: Milwaukee County Transit System


---

I.	2009 Projected Operating Budget	\$	174,933,000	Total Operating Budget	
			19,345,000	Total Federal Operating Assistance	
			68,826,000	Total State Operating Assistance	
			21,501,000	Total Local Operating Assistance	
			65,261,000	Total Farebox and Other Revenue	

---

II.	2009 Projected Operation Characteristics:				
	Basic Transit System:	\$	149,613,000		
			<u>Weekdays</u>	<u>Saturdays</u>	<u>Sundays</u>
					<u>Holidays</u>
	Number of Routes .....	58	32	31	31
	Total Route Miles .....	50,544	35,937	28,187	28,187
	(both directions)				
	Headway Range.....	16-18 min.	19-22 min.	24-28 min.	24-28 min.
	(average)				
	Vehicle Hours .....	4,105	2,838	2,159	2,159
	(average)				
	Vehicles in Service .....	375	240	200	200
	Operating Budget .....	\$ 465,400	\$ 321,700	\$ 244,800	\$ 244,800
	(average)				

---

## III. 2009 Projected Operating Characteristics:

Specialized Service for  
Elderly and Handicapped:               \$           25,320,000   Total Operating Budget

The Transit Plus Program subsidizes the cost of personal transportation for individuals designated as disabled under the Americans with Disabilities Act. The program is designed to approximate mass transit for individuals who are unable to utilize the fixed-route service of MCTS. Private van and taxi companies are contracted to provide all paratransit service.

No constraints are placed on the nature of trip or number of trips taken. Service hours approximate the hours of fixed-route service. With few exceptions, the service area is Milwaukee County. All trips must originate and terminate within the service area. Milwaukee County subsidizes each one-way trip. The individual taking the trip is required to make an initial co-pay, currently \$3.25. Per ADA, the client co-pay may not exceed twice the standard adult bus fare (currently \$2.00). In 2009, it is estimated that over one million trips will be taken at a total program cost of approximately \$25 million.

## IV. 2009 Projected Implementation of New or Restructured Transit Services

There are no new or significantly restructured transit services being planned for 2009.

## V. 2009 Projected Planning for New or Restructured Transit Services:

During 2009, planning work related to an ongoing transit service review/planning process will be performed. The emphasis of this activity is on measuring the productivity and ridership changes of existing route segments. Work on a five-year Transit Development Program will also continue.



**Table F-6****PUBLIC TRANSIT OPERATOR CAPITAL PROJECT JUSTIFICATION: FY 2009-2012**Transit System Name: Milwaukee County Transit System

TIP Project Number	Fiscal Year (FY)	Description	Justification
134	2009 2010 2011 2012	Capitalized cost of contracting for paratransit operations. (\$2,312,500) (\$2,312,500) (\$2,312,500) (\$2,312,500)	Eligible operating expenses for Milwaukee County's paratransit program.
136	2009 2010 2011 2012	Capitalization of vehicle maintenance costs. (\$20,437,500) (\$20,437,500) (\$20,437,500) (\$20,437,500)	The FTA allows vehicle maintenance costs to be considered an eligible capital project.
137	2009 2010 2011 2012	Purchase of 110 40-foot replacement buses for the Milwaukee County Transit System: 15 buses in 2009, 2010, 2011, and 2012. (\$6,000,000) (\$6,000,000) (\$6,000,000) (\$6,000,000)	Replacing New Flyer buses purchased in 1996 and 1997.
138	2009	Replacement of air conditioning system at Milwaukee County Transit administration building. (\$450,000)	The current unit is over 20 years old and in constant need of repair.
139	2009 2010 2011 2012	Purchase of miscellaneous support, service and maintenance equipment. (\$550,000) (\$550,000) (\$550,000) (\$550,000)	See Attachment A
140	2009 2010 2011 2012	Tire leasing services for MCTS. (\$460,000) (\$480,000) (\$500,000) (\$520,000)	Annual cost of tire leasing services – proven to be more cost effective than purchasing tires.
727	2010	Replacement of fareboxes for the Milwaukee County Transit System. (\$7,000,000)	Current units are outdated and in constant need of repair.

-continued-

**Table F-6 (continued)**

142	2010	Replacement of fueling systems at the Milwaukee County Transit System Operating Garages. (\$600,000)	Existing fueling systems are constantly breaking down and replacement parts are difficult to obtain.
143	2009	Replacement of HVAC control systems at all MCTS facilities. (\$320,000)	The current control systems are obsolete and replacement parts are no longer available.
146	2009	Roof replacement at MCTS administration building. (\$250,000)	The current roof is over 20 years old and in constant need of repair.
147	2010	Replace Oil/Water separator at the MCTS Kinnickinnic Operating Garage. (\$200,000)	The current unit is in constant need of repair.
144	2009	Purchase of trip planner software for MCTS. (\$244,000)	This software would be added to the existing scheduling software and would improve the ability of the public to use the systems.
148	2009	Replacement of diesel pumps and underground storage tank piping at the MCTS Kinnickinnic garage. (\$570,000)	Pumps are failing and underground pipes are raising environmental concerns.
141	2009	Upgrade of the MCTS bus radio system. (\$1,600,000)	Current radio system is outdated and in constant need of repair.
154	2009	Purchase and installation of bicycle racks on MCTS buses. (\$650,000)	Public demand and success of similar programs throughout the country.
145	2009	Replacement of the asphalt parking lot at the MCTS maintenance facility. (\$245,000)	The current lot is continually failing and in constant need of repair.

**Attachment A**

**Milwaukee County Transit System  
Support, Service and Maintenance Equipment**

Replacement Shop Equipment

**Route Supervisor Vehicles - 5 (\$125,000)**

The current supervisor vehicles are 2004 minivans with over 100,000 miles. Due to age, high mileage, body condition and expected expenses for engine and transmission repairs, these vehicles need to be replaced.

**Bus Wash Pumps and Motors – 6 (\$60,000)**

The current pumps and motors are fifteen years old and have reached the end of their useful lives.

**Bus Shelter Washing Van (\$32,000)**

The current vehicle is a 1993 van with over 75,000 miles and extensive idling time. Due to age, mileage and extensive body corrosion the van has become unsafe to operate and needs to be replaced.

**Power Spray Parts Washers - 6 (\$40,000)**

The current washers are ten years old and have reached the end of their useful life.

**Electric Order Picker (\$29,000)**

An electric order picker is used to place and retrieve parts from overhead storage locations in a warehouse. The current unit was purchased in 1990 and has reached the end of its useful life.

Replacement Data Processing Equipment

**Upgrade Telephone System (\$120,000)**

The current system's four processors have reached the end of their useful life, as they are original to the telephone system purchased in 1999. The original supplier, AT&T, will only provide support on a "best effort" basis. A processor malfunction will result in loss of telephone communication.

**Upgrade Tape Library and Backup Software (\$65,000)**

The current secondary tape library was purchased in 1996 and has reached the end of its useful life.

**Maintain/Enhance/Upgrade Voice/Data Systems (\$75,000)**

Project includes the replacement of old and non-functioning printers, telephones, keyboards, laptops, monitors, file servers, network switches; and PC hardware and software enhancements.

Table F-7

## FINANCIAL CAPACITY ANALYSIS BACKGROUND DATA FOR THE MILWAUKEE COUNTY TRANSIT SYSTEM: 2004-2013

Data Element	Actual/Estimated					Projected				
	2004	2005	2006	2007	2008	2009	2010	2011	2012	2013
Operating Expenses <sup>a</sup>	\$125,434,120	\$127,455,528	\$133,391,865	\$136,425,073	\$140,798,947	\$140,798,947	\$140,798,947	\$140,798,947	\$140,798,947	\$140,798,947
Operating Revenues										
o Passenger Revenue	\$37,527,917	\$38,453,154	\$41,038,542	\$42,573,787	\$43,548,938	\$43,548,938	\$43,548,938	\$43,548,938	\$43,548,938	\$43,548,938
o School District Revenue										
o Other Revenue	\$3,391,390	\$3,717,475	\$5,761,414	\$3,460,242	\$3,530,000	\$3,530,000	\$3,530,000	\$3,530,000	\$3,530,000	\$3,530,000
Subtotal	\$40,919,307	\$42,170,629	\$46,799,956	\$46,034,029	\$47,078,938	\$47,078,938	\$47,078,938	\$47,078,938	\$47,078,938	\$47,078,938
Operating Assistance	\$84,514,813	\$85,284,899	\$86,591,909	\$90,391,044	\$93,720,009	\$93,720,009	\$93,720,009	\$93,720,009	\$93,720,009	\$93,720,009
Sources of Operating Assistance										
o Federal Funds										
1) FTA Section 5307	\$16,240,168	\$19,784,791	\$18,492,998	\$18,718,820	\$19,812,762	\$19,812,762	\$19,812,762	\$19,812,762	\$19,812,762	\$19,812,762
2) FTA Section 3037										
3) CMAQ	\$1,187,352	\$1,176,727	\$838,373	\$519,439	\$580,000	\$580,000	\$580,000	\$580,000	\$580,000	\$580,000
4) Other	--	--	--	--	--	--	--	--	--	--
Subtotal	\$17,427,520	\$20,961,518	\$19,331,371	\$19,238,259	\$20,392,762	\$20,392,762	\$20,392,762	\$20,392,762	\$20,392,762	\$20,392,762
o State Funds										
1) WisDOT Section 85.20 (Operating Assistance)	\$49,284,220	\$47,684,239	\$49,763,550	\$50,806,000	\$55,392,000	\$55,392,000	\$55,392,000	\$55,392,000	\$55,392,000	\$55,392,000
2) WisDOT Section 85.24 (TDM)										
3) Other	\$454,133	\$465,016	\$588,623	\$1,039,289	\$315,000	\$315,000	\$315,000	\$315,000	\$315,000	\$315,000
Subtotal	\$49,738,353	\$48,149,255	\$50,352,173	\$51,845,289	\$55,707,000	\$55,707,000	\$55,707,000	\$55,707,000	\$55,707,000	\$55,707,000
o Local Funds										
1) Property Taxes	\$16,931,081	\$14,920,598	\$14,382,561	\$18,651,858	\$17,440,247	\$17,440,247	\$17,440,247	\$17,440,247	\$17,440,247	\$17,440,247
2) Funds from Other Communities	\$37,500	\$37,500	\$37,500	\$37,500	\$37,500	\$37,500	\$37,500	\$37,500	\$37,500	\$37,500
3) Other	\$380,359	\$1,216,028	\$2,488,304	\$618,138	\$142,500	\$142,500	\$142,500	\$142,500	\$142,500	\$142,500
Subtotal	\$17,348,940	\$16,174,126	\$16,908,365	\$19,307,496	\$17,620,247	\$17,620,247	\$17,620,247	\$17,620,247	\$17,620,247	\$17,620,247
Total	\$84,514,813	\$85,284,899	\$86,591,909	\$90,391,044	\$93,720,009	\$93,720,009	\$93,720,009	\$93,720,009	\$93,720,009	\$93,720,009
Depreciation	\$2,601,252	\$2,346,101	\$2,328,771	\$3,024,517	\$2,517,365	\$2,517,366	\$2,517,367	\$2,517,368	\$2,517,369	\$2,517,370
Capital Project Expenditures										
o Bus Fleet Rehabilitation, Replacement, and Expansion	\$8,400,000	\$4,200,000	\$2,520,000	--	--	--	\$20,000,000	\$20,000,000	\$15,000,000	--
o Bus Facility Renovation, Replacement, and Expansion	\$1,420,000	--	--	--	--	--	--	--	--	--
o Fixed Guideway Fleet Rehabilitation and Expansion	--	--	--	--	--	--	--	--	--	--
o Fixed Guideway Facility Construction	--	--	--	--	--	--	--	--	--	--
o Other	\$70,000	\$1,100,000	\$2,600,000	\$1,515,000	\$1,400,000	\$3,250,000	\$5,000,000	\$1,000,000	\$1,000,000	\$1,000,000
Total	\$9,890,000	\$5,300,000	\$5,120,000	\$1,515,000	\$1,400,000	\$3,250,000	\$25,000,000	\$21,000,000	\$16,000,000	\$1,000,000
Sources of Capital Project Funding										
o Federal Funds										
1) FTA Section 5307	\$4,862,000	\$880,000	\$960,000	--	--	--	\$4,000,000	\$800,000	\$800,000	\$800,000
2) FTA Section 5309	\$3,050,000	\$3,486,000	\$2,091,600	\$1,212,000	\$1,120,000	\$2,600,000	\$16,600,000	\$16,600,000	\$12,450,000	--
3) FTA Section 3037	--	--	--	--	--	--	--	--	--	--
4) CMAQ	--	--	\$1,120,000	--	--	--	--	--	--	--
5) Other	--	--	--	--	--	--	--	--	--	--
Subtotal	\$7,912,000	\$4,366,000	\$4,171,600	\$1,212,000	\$1,120,000	\$2,600,000	\$20,600,000	\$17,400,000	\$13,250,000	\$800,000
o State Funds	--	--	--	--	--	--	--	--	--	--
o Local Funds										
1) Property Taxes	--	--	--	--	--	--	--	--	--	--
2) Bonding	\$1,978,000	\$934,000	\$948,400	\$303,000	\$280,000	\$650,000	\$4,400,000	\$3,600,000	\$2,750,000	\$200,000
3) Other	--	--	--	--	--	--	--	--	--	--
Subtotal	\$1,978,000	\$934,000	\$948,400	\$303,000	\$280,000	\$650,000	\$4,400,000	\$3,600,000	\$2,750,000	\$200,000
Total	\$9,890,000	\$5,300,000	\$5,120,000	\$1,515,000	\$1,400,000	\$3,250,000	\$25,000,000	\$21,000,000	\$16,000,000	\$1,000,000

Table F-7 (continued)

Data Element	Actual/Estimated					Projected				
	2004	2005	2006	2007	2008	2009	2010	2011	2012	2013
Total Operating Assistance and Capital Project Funds										
o Federal	\$25,339,520	\$25,327,518	\$23,502,971	\$20,450,259	\$21,512,762	\$22,992,762	\$40,992,762	\$37,792,762	\$33,642,762	\$21,192,762
o State	\$49,738,353	\$48,149,255	\$50,352,173	\$51,845,289	\$55,707,000	\$55,707,000	\$55,707,000	\$55,707,000	\$55,707,000	\$55,707,000
o Local	\$19,326,940	\$17,108,126	\$17,856,765	\$19,610,496	\$17,900,247	\$18,270,247	\$22,020,247	\$21,220,247	\$20,370,247	\$17,820,247
Total	\$94,404,813	\$90,584,899	\$91,711,909	\$91,906,044	\$95,120,009	\$96,970,009	\$118,720,009	\$114,720,009	\$109,720,009	\$94,720,009
Non-Financial Operating Data										
o Revenue Passengers	46,585,331	47,457,417	46,627,247	42,531,691	41,714,875	42,420,000	42,420,000	42,420,000	42,420,000	42,420,000
o Unlinked Passenger Trips	54,052,394	50,416,107	47,946,594	45,484,084	43,000,000	44,000,000	44,000,000	44,000,000	44,000,000	44,000,000
o Passenger Miles	154,727,467	134,826,312	131,028,000	129,172,613	117,200,000	119,200,000	119,200,000	119,200,000	119,200,000	119,200,000
o Revenue Vehicle Miles	17,113,260	19,267,476	18,934,841	18,494,513	17,903,359	17,776,847	17,776,847	17,776,847	17,776,847	17,776,847
o Revenue Vehicle Hours	1,330,775	1,433,523	1,419,603	1,376,762	1,339,612	1,322,692	1,322,692	1,322,692	1,322,692	1,322,692
o Buses Operated in Peak Service	411	433	431	431	394	394	394	394	394	394
o Buses in Active Fleet	505	476	483	483	483	483	483	483	483	483
o Total Employees	1,285	1,235	1,200	1,139	1,125	1,125	1,125	1,125	1,125	1,125

<sup>a</sup> Excluding depreciation.

Source: Milwaukee County Department of Public Works and SEWRPC.

Table F-8

## CHANGE IN BASIC FINANCIAL CAPACITY ANALYSIS INDICATORS FOR THE MILWAUKEE COUNTY TRANSIT SYSTEM: 2004-2013

Data Element	Actual/Estimated					Projected				
	2004	2005	2006	2007	2008	2009	2010	2011	2012	2013
Operating Expenses <sup>a</sup>										
o Change in Total Operating Expenses										
1) Absolute Amount	\$4,213,650	\$2,021,408	\$5,936,337	\$3,033,208	\$4,373,874	--	--	--	--	--
2) Percentage Change	3.5	1.6	4.7	2.3	3.2	--	--	--	--	--
o Total Cost per Revenue Vehicle Mile										
1) Absolute Amount	\$7.33	\$6.62	\$7.04	\$7.38	\$7.86	\$7.92	\$7.92	\$7.92	\$7.92	\$7.92
2) Percentage Change	5.1	-9.8	6.5	4.7	6.6	0.7	--	--	--	--
o Cost per Revenue Vehicle Hour										
1) Absolute Amount	\$94.26	\$88.91	\$93.96	\$99.09	\$105.10	\$106.45	\$106.45	\$106.45	\$106.45	\$106.45
2) Percentage Change	5.7	-5.7	5.7	5.5	6.1	1.3	--	--	--	--
o Cost per Revenue Passenger										
1) Absolute Amount	\$2.69	\$2.69	\$2.86	\$3.21	\$3.38	\$3.32	\$3.32	\$3.32	\$3.32	\$3.32
2) Percentage Change	6.5	-0.2	6.5	12.1	5.2	-1.7	--	--	--	--
o Cost per Passenger Mile										
1) Absolute Amount	\$0.81	\$0.95	\$1.02	\$1.06	\$1.20	\$1.18	\$1.18	\$1.18	\$1.18	\$1.18
2) Percentage Change	3.1	16.7	7.7	3.7	13.7	-1.7	--	--	--	--
Operating Revenues										
o Percentage Change in										
1) Passenger Revenue	4.3	2.5	6.7	3.7	2.3	--	--	--	--	--
2) Total Revenue	6.0	3.1	11.0	-1.6	2.3	--	--	--	--	--
o Average Revenue per Revenue Passenger										
1) Absolute Amount	\$0.88	\$0.89	\$1.00	\$1.08	\$1.13	\$1.11	\$1.11	\$1.11	\$1.11	\$1.11
2) Percentage Change	9.1	1.0	13.0	7.8	4.3	-1.7	--	--	--	--
o Percent of Operating Expenses Recovered from Operating Revenues										
1) Absolute Amount	32.6	33.1	35.1	33.7	33.4	33.4	33.4	33.4	33.4	33.4
2) Percentage Change	2.4	1.5	6.0	-3.8	-0.9	--	--	--	--	--
Operating Assistance Funds										
o Change in Total Operating Assistance										
1) Absolute Amount	\$1,895,193	\$770,086	\$1,307,010	\$3,799,135	\$3,328,965	--	--	--	--	--
2) Percentage Change	2.3	0.9	1.5	4.4	3.7	--	--	--	--	--
o Operating Assistance per Revenue Passenger										
1) Absolute Amount	\$1.81	\$1.80	\$1.86	\$2.13	\$2.25	\$2.21	\$2.21	\$2.21	\$2.21	\$2.21
2) Percentage Change	5.3	-0.7	3.3	14.4	5.7	-1.7	--	--	--	--
o Operating Assistance per Passenger Mile										
1) Absolute Amount	\$0.55	\$0.63	\$0.66	\$0.70	\$0.80	\$0.79	\$0.79	\$0.79	\$0.79	\$0.79
2) Percentage Change	1.9	15.0	4.5	5.9	14.3	-1.7	--	--	--	--
o Percentage Change in										
1) Federal Operating Assistance Funds	-2.1	20.3	-7.8	-0.5	6.0	--	--	--	--	--
2) State Operating Assistance Funds	0.4	-3.2	4.6	3.0	7.4	--	--	--	--	--
3) Local Operating Assistance Funds	13.6	-6.8	4.5	14.2	-8.7	--	--	--	--	--
Capital Expenditures and Assistance Funds										
o Change in Total Capital Expenditures										
1) Absolute Amount	\$3,780,000	-\$4,590,000	-\$180,000	-\$3,605,000	-\$115,000	\$1,850,000	\$21,750,000	-\$4,000,000	-\$5,000,000	-\$15,000,000
2) Percentage Change	-27.7	-46.4	-3.4	-70.4	-7.6	132.1	669.2	-16.0	-23.8	-93.8
o Percentage Change in										
1) Federal Capital Assistance Funds	-27.7	-44.8	-4.5	-70.9	-7.6	132.1	692.3	-15.5	-23.9	-94.0
2) State Capital Assistance Funds	--	--	--	--	--	--	--	--	--	--
3) Local Capital Assistance Funds	-27.7	-52.8	1.5	-68.1	-7.6	132.1	576.9	-18.2	-23.6	-92.7

Table F-8 (continued)

Data Element	Actual/Estimated					Projected				
	2004	2005	2006	2007	2008	2009	2010	2011	2012	2013
Total Operating and Capital Assistance Funds										
o Change in Total Assistance										
1) Absolute Amount	-1,884,807	-3,819,914	1,127,010	194,135	3,213,965	1,850,000	21,750,000	-4,000,000	-5,000,000	-15,000,000
2) Percentage Change	-2.0	-4.0	1.2	0.2	3.5	1.9	22.4	-3.4	-4.4	-13.7
o Percentage Change in										
1) Federal Assistance	-11.8	-	-7.2	-13.0	5.2	6.9	78.3	-7.8	-11.0	-37.0
2) State Assistance	0.4	-3.2	4.6	3.0	7.4	--	--	--	--	--
3) Local Assistance	7.3	-11.5	4.4	9.8	-8.7	2.1	20.5	-3.6	-4.0	-12.5
Non-Financial Operating Data										
o Change in Revenue Passengers										
1) Absolute Amount	-1,366,977	872,086	-830,170	-4,095,556	-816,816	705,125	--	--	--	--
2) Percentage Change	-2.9	1.9	-1.7	-8.8	-1.9	1.7	--	--	--	--
o Change in Revenue Vehicle Miles										
1) Absolute Amount	-274,775	2,154,216	-332,635	-440,328	-591,154	-126,512	--	--	--	--
2) Percentage Change	-1.6	12.6	-1.7	-2.3	-3.2	-0.7	--	--	--	--
o Change in Revenue Vehicle Hours										
1) Absolute Amount	-28,943	102,748	-13,920	-42,841	-37,150	-16,920	--	--	--	--
2) Percentage Change	-2.1	7.7	-1.0	-3.0	-2.7	-1.3	--	--	--	--
o Change in Buses in Active Fleet										
1) Absolute Amount	--	-29	7	--	--	--	--	--	--	--
2) Percentage Change	--	-5.7	1.5	--	--	--	--	--	--	--
o Change in Total Employees										
1) Absolute Amount	-56	-50	-35	-61	-14	--	--	--	--	--
2) Percentage Change	-4.2	-3.9	-2.8	-5.1	-1.2	--	--	--	--	--

<sup>a</sup> Excluding depreciation.

Source: Milwaukee County Department of Public Works and SEWRPC.

**Table F-9**

**PUBLIC TRANSIT OPERATOR REPORT: 2009-2012**

Transit System Name: Ozaukee County Transit System

---

**Data to be provided by transit operator with grant application.**



**Table F-10****PUBLIC TRANSIT OPERATOR CAPITAL PROJECT JUSTIFICATION: FY 2009-2012**Transit System Name: Ozaukee County Transit System

TIP Project Number	Fiscal Year (FY)	Description	Justification
327	2009 2010	Capital Cost of Maintenance for the Ozaukee County Express Bus and Shared-Ride Taxi (\$241,000) (\$260,000)	Maintenance costs for Ozaukee County Bus Operations and Shared Ride Taxi Program.
328	2010	Office Equipment of Ozaukee County Transit's New Building for Vehicle Storage and Office Facility (\$60,000)	Furniture and equipment for the new vehicle storage and dispatch center.
329	2009 2010	Purchase of Replacement Vehicles for the Ozaukee County Shared-Ride Taxi Program (\$266,000) (\$200,000)	Replacement for taxi vehicles that have reached the end of their useful life.
330	2009	New Bus Shelter in the Village of Newburg (\$10,000)	Enhancement project for Shared Ride Taxi Inter-county transport.
331	2010	Automated Data Processing and Automated Vehicle Locator Hardware and Software (\$100,000)	Computer equipment and software for central office and vehicle locator hardware and software for taxi system to help monitor provision of software.
332	2009	New Building for Vehicle Storage and Office Facility for Ozaukee County Transit Services (\$1,500,000)	Engineering and construction of new vehicle storage building and dispatch center for the Ozaukee County Taxi and Administrative offices of Transit Services.
736	2009	Mobile Computers for Shared-Ride Program for Ozaukee County Transit Services (\$162,500)	Upgrading of Route match vehicle dispatch program.
737	2009	Bike Racks installed on five (5) commuter buses for Ozaukee County Transit Services (\$10,000)	Enhancement project to add bike racks to Park & Ride lots.
738	2009	Purchase of Bike Racks for Park & Ride Lots for Ozaukee County Transit Services (\$10,000)	Enhancement project to install bike racks on commuter buses.

**FINANCIAL CAPACITY ANALYSIS BACKGROUND DATA FOR OZAUKEE COUNTY COMMUTER EXPRESS AND TAXI SYSTEMS: 2004-2013**

Data to be provided by transit operator with grant application.

**CHANGE IN BASIC FINANCIAL CAPACITY ANALYSIS INDICATORS FOR OZAUKEE COUNTY COMMUTER EXPRESS AND TAXI SYSTEMS: 2004-2013**

Data to be provided by transit operator with grant application.

**Table F-13****PUBLIC TRANSIT OPERATOR REPORT: 2009-2012**Transit System Name: Belle Urban System – City of Racine


---

I.	2009 Projected Operating Budget	\$	7,485,683	Total Operating Budget
			2,223,269	Total Federal Operating Assistance
			2,037,377	Total State Operating Assistance
			1,369,419	Total Local Operating Assistance
			1,855,618	Total Farebox and Other Revenue

---

## II. 2009 Projected Operation Characteristics:

Basic Transit System:	\$	N/A		
	<u>Weekdays</u>	<u>Saturdays</u>	<u>Sundays</u>	<u>Holidays</u>
Number of Routes .....	9	7	5	--
Total Route Miles .....				
(both directions)	3705	2703	1199	--
Headway Range.....				
(average)	30-60	45	45	--
Vehicle Hours .....				
(average)	290	211	92	--
Vehicles in Service .....	25	13	8	--
Operating Budget .....	\$ 23,583	\$ 13,206	\$ 5,188	\$
(average)				

---

## III. 2009 Projected Operating Characteristics:

Specialized Service for Elderly and Handicapped:	\$	510,321	Total Operating Budget
---	----	---------	------------------------

---

## III. 2009 Projected Operating Characteristics:

The Belle Urban System budget will include almost \$363,000 for specialized transportation services in the Racine Urbanized area. Door to door service is provided for certified non-ambulatory and semi-ambulatory transportation handicapped individuals. The City of Racine will directly provide this service under the umbrella of the Belle Urban System.

- A. Minibus and regular-size bus vehicle service using paid drivers, advanced schedule trips, where possible, on a door-to-door basis.
- B. The City of Racine will directly provide this service under the umbrella of the Belle Urban System.
- C. Vehicles to be used: approximately 7 accessible vehicles are needed for the transportation service.
- D. The geographic service area will be eastern Racine County within the Belle Urban System service area, extending three quarters of a mile beyond the end of the fixed route service.
- E. Service will be door-to-door following no particular route.

- F. Service is advanced scheduled 24 hours in advance of the requested trip where possible.
- G. Priority will be given to persons certified as transportation handicapped by the City of Racine, Racine County Human Services Department and the former transportation provider. Services will not be available to persons who are not certified, excepting those individuals who are visitors to Racine or who need the service in order to become certified to use the service.
- H. The cost of specialized transportation is \$2.50 per one way trip.

All service parameters comply with federally required provisions of the Americans with Disabilities Act, as detailed in SEWRPC memorandum report no. 108, "A Paratransit Service Plan for Disabled Persons: 1996 Update/City of Racine Transit System".

---

#### IV. 2009 Projected Implementation of New or Restructured Transit Services

There are no planned new or restructured transit services planned for 2009.

---

#### V. 2009 Projected Planning for New or Restructured Transit Services:

The Southeastern Wisconsin Regional Planning Commission is preparing a five-year transit plan for Racine County which will be used by the City to implement changes in transit operations during the coming year.

The City of Racine will be performing an internal study of transit routes and timetables to determine the feasibility of providing 45 minute headway service during the weekday midday period.

**Table F-14****PUBLIC TRANSIT OPERATOR CAPITAL PROJECT JUSTIFICATION: FY 2009-2012**Transit System Name: Belle Urban System – City of Racine

TIP Project Number	Fiscal Year (FY)	Description	Justification
605	2009	Remodeling of the maintenance administration building for the City of Racine Transit System (\$3,542,000)	The existing facility has exceeded its useful life and needs to be replaced.
606	2010	Purchase two rubber-tired replica trolley style buses to replace two 1991 rubber-tired replica trolley buses (\$646,000)	Replace two (2) 1991 Chance rubber-tired replica trolley buses which have long outlived their useful life.
607	2010	Purchase of four (4) buses to replace four 1988 TMC model buses for the City of Racine Transit System (\$1,110,000)	Replace four (4) 1988 TMC model transit buses, which have outlived their useful life and need to be replaced.
608	2009	Purchase of four (4) buses to replace two 1976 GMC buses and two 1997 Novabuses for the City of Racine Transit System (\$1,110,000)	Replace two (2) 1976 GMC model buses which have long outlived their useful life, and two (2) 1997 NovaBuses, which will reach the end of their useful life in 2009.
609	2009	Purchase of a replacement truck for the City of Racine Transit System (\$45,000)	Existing truck is beyond its useful life and is in need of replacement.
610	2011 2012	Purchase of six (6) buses to replace three 1997 Novabuses for the City of Racine Transit System (3 in 2011 and 3 in 2012) (\$1,110,000) (\$1,110,000)	Routine replacement of six (6) 1997 NovaBuses, which will reach the end of their useful life in 2009.
612	2010	Purchase replacement portable steam cleaner for maintenance use replaces 2002 purchased model for the City of Racine Transit System (\$10,000)	The existing steam cleaner was purchased new in 2002 and is scheduled for routine replacement.
613	2009	Replacement of bus fueling system pumps and meters at the City Transit Garage (\$50,000)	Existing equipment is beyond its useful life and is need of replacement.

**Table F-2 (continued)**

614	2009	Replacement of maintenance and service garage equipment for the City of Racine Transit System (\$55,000)	Existing equipment is beyond its useful life and is need of replacement.
615	2011 2012	Maintenance and service garage improvements for the City of Racine Transit System (\$206,000) (\$255,000)	Miscellaneous garage improvements and modifications to meet current codes and expanded services provided by the Belle Urban System.
616	2010 2011 2012	Purchase and operation of a ride share van to provide transportation for unemployed low income persons to job hire locations (\$84,400) (\$45,400) (\$44,200)	This will help to reduce the high unemployment rate in the City of Racine and help individuals that require transportation to job sites not serviced by a bus line.
611	2009	Purchase of six (6) ADA accessible replacement dial-a-ride buses in the City of Racine (\$397,200)	Existing DART buses are beyond their useful life and need to be replaced.

Table F-15

## FINANCIAL CAPACITY ANALYSIS BACKGROUND DATA FOR BELLE URBAN SYSTEM - CITY OF RACINE: 2004-2013

Data Element	Actual/Estimated					Projected				
	2004	2005	2006	2007	2008	2009	2010	2011	2012	2013
Operating Expenses <sup>a</sup>	\$6,192,104	\$6,710,153	\$6,667,533	\$6,976,908	\$7,659,251	\$7,485,683	\$7,859,967	\$8,252,966	\$8,665,614	\$9,098,894
Operating Revenues										
o Passenger Revenue	\$888,582	\$859,917	\$923,871	\$1,117,316	\$1,090,788	\$1,318,870	\$1,384,814	\$1,454,054	\$1,526,757	\$1,603,095
o School District Revenue	\$195,857	\$229,125	\$235,839	\$239,542	\$230,000	\$310,000	\$325,500	\$341,775	\$358,864	\$376,807
o Other Revenue	\$60,195	\$37,379	\$23,617	\$25,751	\$12,545	\$99,547	\$104,524	\$109,751	\$115,238	\$121,000
Subtotal	\$1,144,634	\$1,126,421	\$1,183,327	\$1,382,609	\$1,333,333	\$1,728,417	\$1,814,838	\$1,905,580	\$2,000,859	\$2,100,902
Operating Assistance	\$5,047,470	\$5,583,732	\$5,484,206	\$5,594,299	\$6,325,918	\$5,757,266	\$6,045,129	\$6,347,386	\$6,664,755	\$6,997,993
Sources of Operating Assistance										
o Federal Funds										
1) FTA Section 5307	\$1,690,210	\$1,807,597	\$2,183,532	\$2,183,547	\$2,111,095	\$2,223,269	\$2,334,432	\$2,451,154	\$2,573,712	\$2,702,397
2) FTA Section 3037	\$50,991	\$20,189	--	--	--	--	--	--	--	--
3) CMAQ	\$53,695	\$59,638	\$32,982	\$75,731	\$76,000	\$76,000	\$79,800	\$83,790	\$87,980	\$92,378
4) Other	--	--	--	--	--	--	--	--	--	--
Subtotal	\$1,794,896	\$1,887,424	\$2,216,514	\$2,259,278	\$2,187,095	\$2,299,269	\$2,414,232	\$2,534,944	\$2,661,691	\$2,794,776
o State Funds										
1) WisDOT Section 85.20 (Operating Assistance)	\$1,949,580	\$1,871,761	\$1,769,373	\$1,753,242	\$1,932,434	\$2,037,377	\$2,139,246	\$2,246,208	\$2,358,519	\$2,476,444
2) WisDOT Section 85.24 (TDM)	--	--	--	--	--	--	--	--	--	--
3) Other	--	--	--	--	--	--	--	--	--	--
Subtotal	\$1,949,580	\$1,871,761	\$1,769,373	\$1,753,242	\$1,932,434	\$2,037,377	\$2,139,246	\$2,246,208	\$2,358,519	\$2,476,444
o Local Funds										
1) Property Taxes	\$821,077	\$1,010,419	\$1,086,535	\$1,084,482	\$1,097,445	\$1,108,419	\$1,163,840	\$1,222,032	\$1,283,134	\$1,347,290
2) Funds from Other Communities	\$329,891	\$240,663	\$277,893	\$312,679	\$260,490	\$267,200	\$280,560	\$294,588	\$309,317	\$324,783
3) Other	\$152,026	\$25,188	\$18,651	\$7,798	\$42,876	\$45,000	\$47,250	\$49,613	\$52,093	\$54,698
Subtotal	\$1,302,994	\$1,276,270	\$1,383,079	\$1,404,959	\$1,400,811	\$1,420,619	\$1,491,650	\$1,566,232	\$1,644,544	\$1,726,771
Total	\$5,047,470	\$5,035,455	\$5,368,966	\$5,417,479	\$5,520,340	\$5,757,265	\$6,045,128	\$6,347,385	\$6,664,754	\$6,997,992
Depreciation	\$753,747	\$534,236	\$753,747	\$1,031,244	\$1,088,431	\$1,125,000	\$824,675	\$956,574	\$1,032,974	\$1,113,200
Capital Project Expenditures										
o Bus Fleet Rehabilitation, Replacement, and Expansion	\$2,928,409	\$186,448	\$246,091	\$44,490	--	\$1,480,000	\$1,788,300	\$1,110,000	\$1,110,000	\$1,110,000
o Bus Facility Renovation, Replacement, and Expansion	\$2,765,197	\$1,356,847	\$358,201	\$320,113	\$500,000	\$67,000	--	\$314,000	\$255,000	\$88,000
o Fixed Guideway Fleet Rehabilitation and Expansion	--	--	--	--	--	--	--	--	--	--
o Fixed Guideway Facility Construction	--	--	--	--	--	--	--	--	--	--
o Other	\$114,320	\$196,956	\$37,215	--	--	\$45,000	--	--	--	--
Total	\$5,807,926	\$1,740,251	\$641,507	\$364,603	\$500,000	\$1,592,000	\$1,788,300	\$1,424,000	\$1,365,000	\$1,198,000
Sources of Capital Project Funding										
o Federal Funds										
1) FTA Section 5307	--	--	--	--	--	--	--	--	--	--
2) FTA Section 5309	\$4,552,700	\$1,375,687	\$507,157	\$276,405	\$400,000	\$1,273,600	\$1,430,700	\$1,139,200	\$1,092,000	\$1,198,000
3) FTA Section 3037	--	--	--	--	--	--	--	--	--	--
4) CMAQ	--	--	--	--	--	--	--	--	--	--
5) Other	--	--	--	--	--	--	--	--	--	--
Subtotal	\$4,552,700	\$1,375,687	\$507,157	\$276,405	\$400,000	\$1,273,600	\$1,430,700	\$1,139,200	\$1,092,000	\$1,198,000
o State Funds	--	--	--	--	--	--	--	--	--	--
o Local Funds										
1) Property Taxes	\$1,255,226	--	--	--	--	--	--	--	--	--
2) Bonding	--	\$364,564	\$134,350	\$72,099	\$100,000	\$318,400	\$357,600	\$284,800	\$273,000	\$244,000
3) Other	--	--	--	\$16,099	--	--	--	--	--	--
Subtotal	\$1,255,226	\$364,564	\$134,350	\$88,198	\$100,000	\$318,400	\$357,600	\$284,800	\$273,000	\$244,000
Total	\$5,807,926	\$1,740,251	\$641,507	\$364,603	\$500,000	\$1,592,000	\$1,788,300	\$1,424,000	\$1,365,000	\$1,442,000



**Table F-15 (continued)**

Data Element	Actual/Estimated					Projected				
	2004	2005	2006	2007	2008	2009	2010	2011	2012	2013
Total Operating Assistance and Capital Project Funds										
o Federal	\$6,347,596	\$3,263,111	\$2,723,671	\$2,535,683	\$2,587,095	\$3,572,869	\$3,844,932	\$3,674,144	\$3,753,691	\$3,992,776
o State	\$1,949,580	\$1,871,761	\$1,769,373	\$1,753,242	\$1,932,434	\$2,037,377	\$2,139,246	\$2,246,208	\$2,358,519	\$2,476,444
o Local	\$2,558,220	\$1,640,834	\$1,517,429	\$1,493,157	\$1,500,811	\$1,739,019	\$1,849,250	\$1,851,032	\$1,917,544	\$1,970,771
Total	\$10,855,396	\$6,775,706	\$6,010,473	\$5,782,082	\$6,020,340	\$7,349,265	\$7,833,428	\$7,771,385	\$8,029,754	\$8,439,992
Non-Financial Operating Data										
o Revenue Passengers	1,080,614	1,120,536	1,150,363	1,160,489	N/A	N/A	N/A	N/A	N/A	N/A
o Unlinked Passenger Trips	1,478,833	1,503,416	1,519,468	1,458,669	N/A	N/A	N/A	N/A	N/A	N/A
o Passenger Miles	4,471,393	5,312,418	5,370,830	5,159,096	N/A	N/A	N/A	N/A	N/A	N/A
o Revenue Vehicle Miles	1,189,418	1,217,892	1,105,241	1,085,868	N/A	N/A	N/A	N/A	N/A	N/A
o Revenue Vehicle Hours	90,681	87,846	85,596	85,242	N/A	N/A	N/A	N/A	N/A	N/A
o Buses Operated in Peak Service	26	26	26	26	N/A	N/A	N/A	N/A	N/A	N/A
o Buses in Active Fleet	41	42	36	35	N/A	N/A	N/A	N/A	N/A	N/A
o Total Employees	90	90	95	94	N/A	N/A	N/A	N/A	N/A	N/A

<sup>a</sup> Excluding depreciation.

Note: N/A indicates data was not available at time of publication of the 2009-2012 Transportation Improvement Program for Southeastern Wisconsin and will be provided by transit operator with grant application.

Source: City of Racine, Department of Transportation and SEWRPC.

Table F-16

## CHANGE IN BASIC FINANCIAL CAPACITY ANALYSIS INDICATORS FOR THE BELLE URBAN SYSTEM - CITY OF RACINE: 2004-2013

Data Element	Actual/Estimated					Projected				
	2004	2005	2006	2007	2008	2009	2010	2011	2012	2013
Operating Expenses <sup>a</sup>										
o Change in Total Operating Expenses										
1) Absolute Amount	-\$491,926	\$518,049	-\$42,620	\$309,375	\$682,343	-\$173,568	\$374,284	\$392,998	\$412,648	\$433,281
2) Percentage Change	-7.4	8.4	-0.6	4.6	9.8	-2.3	5.0	5.0	5.0	5.0
o Total Cost per Revenue Vehicle Mile										
1) Absolute Amount	\$5.21	\$5.51	\$6.03	\$6.43	N/A	N/A	N/A	N/A	N/A	N/A
2) Percentage Change	12.4	5.8	9.5	6.5	N/A	N/A	N/A	N/A	N/A	N/A
o Cost per Revenue Vehicle Hour										
1) Absolute Amount	\$68.28	\$76.39	\$77.90	\$81.85	N/A	N/A	N/A	N/A	N/A	N/A
2) Percentage Change	8.4	11.9	2.0	5.1	N/A	N/A	N/A	N/A	N/A	N/A
o Cost per Revenue Passenger										
1) Absolute Amount	\$5.73	\$5.99	\$5.80	\$6.01	N/A	N/A	N/A	N/A	N/A	N/A
2) Percentage Change	-3.0	4.5	-3.2	3.7	N/A	N/A	N/A	N/A	N/A	N/A
o Cost per Passenger Mile										
1) Absolute Amount	\$1.38	\$1.26	\$1.24	\$1.35	N/A	N/A	N/A	N/A	N/A	N/A
2) Percentage Change	-4.0	-8.5	-1.7	8.9	N/A	N/A	N/A	N/A	N/A	N/A
Operating Revenues										
o Percentage Change in										
1) Passenger Revenue	-8.7	-3.2	7.4	20.9	-2.4	20.9	5.0	5.0	5.0	5.0
2) Total Revenue	-5.4	-1.6	5.1	16.8	-3.6	29.6	5.0	5.0	5.0	5.0
o Average Revenue per Revenue Passenger										
1) Absolute Amount	\$1.06	\$1.01	\$1.03	\$1.19	N/A	N/A	N/A	N/A	N/A	N/A
2) Percentage Change	-1.0	-5.2	2.3	15.8	N/A	N/A	N/A	N/A	N/A	N/A
o Percent of Operating Expenses Recovered from Operating Revenues										
1) Absolute Amount	18.5	16.8	17.7	19.8	17.4	23.1	23.1	23.1	23.1	23.1
2) Percentage Change	2.1	-9.3	5.7	11.7	-12.2	32.6	--	--	--	--
Operating Assistance Funds										
o Change in Total Operating Assistance										
1) Absolute Amount	-\$426,318	\$536,262	-\$99,526	\$110,093	\$731,619	-\$568,652	\$287,863	\$302,256	\$317,369	\$333,238
2) Percentage Change	-7.8	10.6	-1.8	2.0	13.1	-9.0	5.0	5.0	5.0	5.0
o Operating Assistance per Revenue Passenger										
1) Absolute Amount	\$4.67	\$4.98	\$4.77	\$4.82	N/A	N/A	N/A	N/A	N/A	N/A
2) Percentage Change	-3.5	6.7	-4.3	1.1	N/A	N/A	N/A	N/A	N/A	N/A
o Operating Assistance per Passenger Mile										
1) Absolute Amount	\$1.13	\$1.05	\$1.02	\$1.08	N/A	N/A	N/A	N/A	N/A	N/A
2) Percentage Change	-4.4	-7.0	-2.9	6.2	N/A	N/A	N/A	N/A	N/A	N/A
o Percentage Change in										
1) Federal Operating Assistance Funds	-11.7	5.2	17.4	1.9	-3.2	5.1	5.0	5.0	5.0	5.0
2) State Operating Assistance Funds	-2.7	-4.0	-5.5	-0.9	10.2	5.4	5.0	5.0	5.0	5.0
3) Local Operating Assistance Funds	-9.4	-2.1	8.4	1.6	-0.3	1.4	5.0	5.0	5.0	5.0
Capital Expenditures and Assistance Funds										
o Change in Total Capital Expenditures										
1) Absolute Amount	\$3,595,021	-\$4,067,675	-\$1,098,744	-\$276,904	\$135,397	\$1,092,000	\$196,300	-\$364,300	-\$59,000	\$77,000
2) Percentage Change	162.5	-70.0	-63.1	-43.2	37.1	218.4	12.3	-20.4	-4.1	5.6
o Percentage Change in										
1) Federal Capital Assistance Funds	153.8	-69.8	-63.1	-45.5	44.7	218.4	12.3	-20.4	-4.1	9.7
2) State Capital Assistance Funds	--	--	--	--	--	--	--	--	--	--
3) Local Capital Assistance Funds	199.7	-71.0	-63.1	-34.4	13.4	218.4	12.3	-20.4	-4.1	-10.6

Table F-16 (continued)

Data Element	Actual/Estimated					Projected				
	2004	2005	2006	2007	2008	2009	2010	2011	2012	2013
Total Operating and Capital Assistance Funds										
o Change in Total Assistance										
1) Absolute Amount	3,168,703	-4,079,690	-765,233	-228,391	238,258	1,328,925	484,163	-62,044	258,369	410,238
2) Percentage Change	41.2	-37.6	-11.3	-3.8	4.1	22.1	6.6	-0.8	3.3	5.1
o Percentage Change in										
1) Federal Assistance	65.9	-48.6	-16.5	-6.9	2.0	38.1	7.6	-4.4	2.2	6.4
2) State Assistance	-2.7	-4.0	-5.5	-0.9	10.2	5.4	5.0	5.0	5.0	5.0
3) Local Assistance	37.8	-35.9	-7.5	-1.6	0.5	15.9	6.3	0.1	3.6	2.8
Non-Financial Operating Data										
o Change in Revenue Passengers										
1) Absolute Amount	-50,541	39,922	29,827	10,126	N/A	N/A	N/A	N/A	N/A	N/A
2) Percentage Change	-4.5	3.7	2.7	0.9	N/A	N/A	N/A	N/A	N/A	N/A
o Change in Revenue Vehicle Miles										
1) Absolute Amount	-254,282	28,474	-112,651	-19,373	N/A	N/A	N/A	N/A	N/A	N/A
2) Percentage Change	-17.6	2.4	-9.2	-1.8	N/A	N/A	N/A	N/A	N/A	N/A
o Change in Revenue Vehicle Hours										
1) Absolute Amount	-15,447	-2,835	-2,250	-354	N/A	N/A	N/A	N/A	N/A	N/A
2) Percentage Change	-14.6	-3.1	-2.6	-0.4	N/A	N/A	N/A	N/A	N/A	N/A
o Change in Buses in Active Fleet										
1) Absolute Amount	2	1	-6	-1	N/A	N/A	N/A	N/A	N/A	N/A
2) Percentage Change	5.1	2.4	-14.3	-2.8	N/A	N/A	N/A	N/A	N/A	N/A
o Change in Total Employees										
1) Absolute Amount	--	--	5	-1	N/A	N/A	N/A	N/A	N/A	N/A
2) Percentage Change	--	--	5.6	-1.1	N/A	N/A	N/A	N/A	N/A	N/A

<sup>a</sup> Excluding depreciation.

Note: N/A indicates data was not available at time of publication of the 2009-2012 Transportation Improvement Program for Southeastern Wisconsin and will be provided by transit operator with grant application.

Source: City of Racine, Department of Transportation and SEWRPC.

Table F-17

**PUBLIC TRANSIT OPERATOR REPORT: 2009-2012**Transit System Name: Washington County Transit System


---

I.	2009 Projected Operating Budget	\$	3,622,107	Total Operating Budget
			452,233	Total Federal Operating Assistance
			1,652,508	Total State Operating Assistance
			631,944	Total Local Operating Assistance
			665,000	Total Farebox and Other Revenue

---

## II. 2009 Projected Operation Characteristics:

Basic Transit System: Bus \$ 1,210,184

	<u>Weekdays</u>	<u>Saturdays</u>	<u>Sundays</u>	<u>Holidays</u>
Number of Routes .....	2	--	--	--
Total Route Miles .....	791			
(both directions)		--	--	--
Headway Range.....	20-120 min.			
(average)		--	--	--
Vehicle Hours .....	33			
(average)		--	--	--
Vehicles in Service .....	8	--	--	--
Operating Budget .....	\$ 5000	\$	\$	\$
(average)				

---

## III. 2009 Projected Operation Characteristics:

Basic Transit System: Taxi \$ 2,411,923

	<u>Weekdays</u>	<u>Saturdays</u>	<u>Sundays</u>	<u>Holidays</u>
Vehicle Miles .....				--
(average)				
Vehicle Hours .....	220	71	35	--
(average)				
Vehicles in Service .....	21	9	5	--
Operating Budget .....	\$ 6,200	\$ 2,000	\$ 1,000	\$
(average)				--

---

## IV. 2009 Projected Operating Characteristics:

Specialized Service for  
 Elderly and Handicapped: \$ 235,697 Total Operating Budget

Service is provided by STS a division of Johnson Bus, an independent contractor, as part of a shared ride taxi service. Hours are Monday – Saturday, 5 a.m. to 10 p.m., Sunday 8 a.m. to 4 p.m. Rates for Elderly and Disabled are: 5 miles or less, \$2.50; 5.1 to 10 miles, \$3.50; 10.1 to 15 miles, \$4.25; 15.1 to 20 miles, \$5.00; 20 miles and over, \$5.75. Total daily ridership, including the general population and the elderly and disabled, is 362 per day. There are 23 vehicles, paid at a rate of \$28.06 per hour. There are a total of 220 vehicle hours Monday-Friday, 71 vehicle hours Saturday, and 34.75 vehicle hours Sunday.

V. 2009 Projected Implementation of New or Restructured Transit Services:

The Shared-Ride Taxi service will increase its daily service as needed to meet the demand. There has been increasing demand for service at particular times of the day. The Washington County Commuter Express will be adding 3 runs to the downtown route to help alleviate the overcrowding issues associated with that route.

---

VI. 2009 Projected Planning for New or Restructured Transit Services:

Plans to form a Transit Coordination Committee in conjunction with SEWPRC to conduct a plan/study of transit services for Washington County.

**Table F-18****PUBLIC TRANSIT OPERATOR CAPITAL PROJECT JUSTIFICATION: FY 2009-2012**Transit System Name: Washington County Transit System

TIP Project Number	Fiscal Year (FY)	Description	Justification
374	2009 2010 2011 2012	Washington County Shared Ride Taxi program capital costs: 2 vans and 2 minibus in 2009; 3 minibus, 1 medium bus, and 1 sedan in 2010; 2 minibus, 1 medium bus, and 2 sedans in 2011; 4 vans and 1 medium bus in 2012 (\$176,000) (\$275,000) (\$233,000) (\$238,000)	Replacement and additions of existing vehicles with several hundred thousand miles on them. Try to retain one vehicle as back up.
379	2009	Construction of Washington County park and ride lot at USH 41, USH 45, and USH 145 interchange in the Town of Richfield (\$397,900)	Currently, Washington County has only 2 permanent park and ride facilities serving the WCCE, and 2 temporary (rented) facilities. Constructing a permanent park and ride is essential to the stability and growth of the service. Many of the current Washington County's located park and ride facilities are overcrowded.
378	2009	Enhancement projects for Washington County Public Transportation which includes landscaping, lighting, signage, and 2 bus shelters, with other amenities (\$117,400)	Projects which will meet the FTA requirement to spend one percent of Section 5307 funds on transit enhancements.
375	2009 2010 2011 2012	Washington County Shared Ride Taxi program dispatch software licenses, maintenance, and reports (\$4,800) (\$1,400) (\$1,500) (\$2,300)	This software would improve the efficiencies of the shared-ride taxi service.

Table F-19

## FINANCIAL CAPACITY ANALYSIS BACKGROUND DATA FOR WASHINGTON COUNTY TRANSIT SYSTEM: 2004-2013

Data Element	Actual/Estimated					Projected				
	2004	2005	2006	2007	2008	2009	2010	2011	2012	2013
Operating Expenses <sup>a</sup>	\$1,851,037	\$1,972,026	\$2,594,672	\$2,822,914	\$3,358,940	\$3,622,107	\$3,838,134	\$3,964,806	\$4,150,621	\$4,208,238
Operating Revenues										
o Passenger Revenue	\$261,690	\$334,977	\$374,177	\$477,942	\$555,917	\$665,000	\$665,000	\$684,500	\$684,500	\$690,000
o Prior Year Revenue	--	\$-127,584	\$62,935	\$33,557	\$23,785	--	--	--	--	--
o Other Revenue	--	\$23,560	\$2,342	\$3,431	\$8,317	--	--	--	--	--
Subtotal	\$261,690	\$230,953	\$439,454	\$514,930	\$588,019	\$665,000	\$665,000	\$684,500	\$684,500	\$690,000
Operating Assistance	\$1,589,347	\$1,741,073	\$2,155,218	\$2,307,984	\$2,770,921	\$2,957,107	\$3,173,134	\$3,280,306	\$3,466,121	\$3,518,238
Sources of Operating Assistance										
o Federal Funds										
1) FTA Section 5307	\$240,921	\$256,841	\$326,864	\$317,567	\$356,957	\$452,233	\$474,838	\$497,072	\$521,913	\$548,008
2) FTA Section 3037	--	--	--	--	--	--	--	--	--	--
3) CMAQ	\$115,622	\$59,081	\$30,048	\$49,595	\$64,000	\$40,000	\$40,000	\$40,000	\$40,000	\$40,000
4) Other	--	--	--	--	--	--	--	--	--	--
Subtotal	\$356,543	\$315,922	\$356,912	\$367,162	\$420,957	\$492,233	\$514,838	\$537,072	\$561,913	\$588,008
o State Funds										
1) WisDOT Section 85.20 (Operating Assistance)	\$799,342	\$890,108	\$1,125,361	\$1,251,325	\$1,140,016	\$1,416,811	\$1,486,719	\$1,558,886	\$1,596,340	\$1,662,325
2) WisDOT Section 85.24 (TDM)	--	--	--	--	--	--	--	--	--	--
3) Other	\$158,327	\$151,048	\$188,134	\$227,314	\$235,697	\$235,697	\$240,754	\$245,569	\$250,480	\$255,489
Subtotal	\$957,669	\$1,041,156	\$1,313,495	\$1,478,639	\$1,375,713	\$1,652,508	\$1,727,473	\$1,804,455	\$1,846,820	\$1,917,814
o Local Funds										
1) Property Taxes	\$275,135	\$390,802	\$258,973	\$298,136	\$346,268	\$328,777	\$323,368	\$337,443	\$342,204	\$369,851
2) Funds from Other Communities	--	--	--	--	--	--	--	--	--	--
3) Other	--	--	--	--	--	--	--	--	--	--
Subtotal	\$275,135	\$390,802	\$258,973	\$298,136	\$346,268	\$328,777	\$323,368	\$337,443	\$342,204	\$369,851
Total	\$1,589,347	\$1,747,880	\$1,929,380	\$2,143,937	\$2,142,938	\$2,473,518	\$2,565,679	\$2,678,970	\$2,750,937	\$2,875,673
Depreciation	--	\$1,031,244	--	--	--	--	--	--	--	--
Capital Project Expenditures										
o Bus Fleet Rehabilitation, Replacement, and Expansion	\$110,000	\$136,000	\$212,984	\$183,318	\$105,000	\$220,000	\$275,000	\$233,000	\$238,000	\$129,000
o Bus Facility Renovation, Replacement, and Expansion	--	--	--	--	--	--	--	--	--	--
o Fixed Guideway Fleet Rehabilitation and Expansion	--	--	--	--	--	--	--	--	--	--
o Fixed Guideway Facility Construction	--	--	--	--	--	--	--	--	--	--
o Other	--	--	--	--	--	--	--	--	--	--
Total	\$110,000	\$136,000	\$212,984	\$183,318	\$105,000	\$220,000	\$275,000	\$233,000	\$238,000	\$129,000
Sources of Capital Project Funding										
o Federal Funds										
1) FTA Section 5307	--	\$314,400	\$136,000	\$166,506	\$84,000	\$176,000	\$220,000	\$186,400	\$190,400	\$103,200
2) FTA Section 5309	--	--	--	--	--	--	--	--	--	--
3) FTA Section 3037	--	--	--	--	--	--	--	--	--	--
4) CMAQ	--	--	--	--	--	--	--	--	--	--
5) Other	\$104,500	--	--	--	--	--	--	--	--	--
Subtotal	\$104,500	\$314,400	\$136,000	\$166,506	\$84,000	\$176,000	\$220,000	\$186,400	\$190,400	\$103,200
o State Funds	--	--	--	--	--	--	--	--	--	--
o Local Funds										
1) Property Taxes	--	--	\$42,597	\$36,664	\$21,000	\$44,000	\$55,000	\$46,600	\$47,600	\$25,800
2) Bonding	--	--	--	--	--	--	--	--	--	--
3) Other	--	--	--	--	--	--	--	--	--	--
Subtotal	--	--	\$42,597	\$36,664	\$21,000	\$44,000	\$55,000	\$46,600	\$47,600	\$25,800
Total	\$104,500	\$314,400	\$178,597	\$203,170	\$105,000	\$220,000	\$275,000	\$233,000	\$238,000	\$129,000

**Table F-19 (continued)**

Data Element	Actual/Estimated					Projected				
	2004	2005	2006	2007	2008	2009	2010	2011	2012	2013
Total Operating Assistance and Capital Project Funds										
o Federal	\$461,043	\$630,322	\$492,912	\$533,668	\$504,957	\$668,233	\$734,838	\$723,472	\$752,313	\$691,208
o State	\$957,669	\$1,041,156	\$1,313,495	\$1,478,639	\$1,375,713	\$1,652,508	\$1,727,473	\$1,804,455	\$1,846,820	\$1,917,814
o Local	\$275,135	\$390,802	\$301,570	\$334,800	\$367,268	\$631,944	\$378,368	\$384,043	\$389,804	\$395,651
Total	\$1,693,847	\$2,062,280	\$2,107,977	\$2,347,107	\$2,247,938	\$2,952,685	\$2,840,679	\$2,911,970	\$2,988,937	\$3,004,673
Non-Financial Operating Data										
o Revenue Passengers	136,253	150,342	363,210	450,213	555,917	665,000	N/A	N/A	N/A	N/A
o Unlinked Passenger Trips	69,692	70,199	75,838	97,614	99,222	100,000	N/A	N/A	N/A	N/A
o Passenger Miles	2,805,173	2,895,714	3,556,800	3,777,400	3,910,200	4,677,400	N/A	N/A	N/A	N/A
o Revenue Vehicle Miles	1,416,014	1,206,730	1,198,453	1,515,766	1,715,328	1,740,000	N/A	N/A	N/A	N/A
o Revenue Vehicle Hours	61,582	50,750	46,318	71,099	66,366	70,800	N/A	N/A	N/A	N/A
o Buses Operated in Peak Service	4	5	6	7	7	8	N/A	N/A	N/A	N/A
o Buses in Active Fleet	4	5	6	7	7	8	N/A	N/A	N/A	N/A
o Total Employees	--	--	--	--	1	1	N/A	N/A	N/A	N/A

<sup>a</sup> Excluding depreciation.

Note: N/A indicates data was not available at time of publication of the 2009-2012 Transportation Improvement Program for Southeastern Wisconsin and will be provided by transit operator with grant application.

Source: Washington County and SEWRPC.



Table F-20

## CHANGE IN BASIC FINANCIAL CAPACITY ANALYSIS INDICATORS FOR WASHINGTON COUNTY TRANSIT SYSTEM: 2004-2013

Data Element	Actual/Estimated					Projected				
	2004	2005	2006	2007	2008	2009	2010	2011	2012	2013
Operating Expenses <sup>a</sup>										
o Change in Total Operating Expenses										
1) Absolute Amount	-\$72,021	\$120,989	\$622,646	\$228,242	\$536,026	\$263,167	\$216,027	\$126,672	\$185,815	\$57,617
2) Percentage Change	-3.7	6.5	31.6	8.8	19.0	7.8	6.0	3.3	4.7	1.4
o Total Cost per Revenue Vehicle Mile										
1) Absolute Amount	\$1.31	\$1.63	\$2.17	\$1.86	\$1.96	\$2.08	N/A	N/A	N/A	N/A
2) Percentage Change	-21.8	24.7	32.5	-14.0	5.1	6.3	N/A	N/A	N/A	N/A
o Cost per Revenue Vehicle Hour										
1) Absolute Amount	\$30.06	\$38.86	\$56.02	\$39.70	\$50.61	\$51.16	N/A	N/A	N/A	N/A
2) Percentage Change	-14.0	29.3	44.2	-29.1	27.5	1.1	N/A	N/A	N/A	N/A
o Cost per Revenue Passenger										
1) Absolute Amount	\$13.59	\$13.12	\$7.14	\$6.27	\$6.04	\$5.45	N/A	N/A	N/A	N/A
2) Percentage Change	-20.3	-3.5	-45.5	-12.2	-3.6	-9.9	N/A	N/A	N/A	N/A
o Cost per Passenger Mile										
1) Absolute Amount	\$0.66	\$0.00	\$0.73	\$0.75	\$0.86	\$0.77	N/A	N/A	\$0.00	\$0.00
2) Percentage Change	--	--	--	2.4	14.9	-9.9	N/A	N/A	--	--
Operating Revenues										
o Percentage Change in										
1) Passenger Revenue	9.9	28.0	11.7	27.7	16.3	19.6	--	2.9	--	0.8
2) Total Revenue	9.9	-11.7	90.3	17.2	14.2	13.1	--	2.9	--	0.8
o Average Revenue per Revenue Passenger										
1) Absolute Amount	\$1.92	\$1.54	\$1.21	\$1.14	\$1.06	\$1.00	N/A	N/A	N/A	N/A
2) Percentage Change	-9.0	-20.0	-21.2	-5.5	-7.5	-5.5	N/A	N/A	N/A	N/A
o Percent of Operating Expenses Recovered from Operating Revenues										
1) Absolute Amount	14.1	11.7	16.9	18.2	17.5	18.4	17.3	17.3	16.5	16.4
2) Percentage Change	14.2	-16.9	44.6	7.7	-4.0	4.9	-5.6	-0.4	-4.5	-0.6
Operating Assistance Funds										
o Change in Total Operating Assistance										
1) Absolute Amount	-\$95,684	\$151,726	\$414,145	\$152,766	\$462,937	\$186,186	\$216,027	\$107,172	\$185,815	\$52,117
2) Percentage Change	-5.7	9.5	23.8	7.1	20.1	6.7	7.3	3.4	5.7	1.5
o Operating Assistance per Revenue Passenger										
1) Absolute Amount	\$11.66	\$11.58	\$5.93	\$5.13	\$4.98	\$4.45	N/A	N/A	N/A	N/A
2) Percentage Change	-21.9	-0.7	-48.8	-13.6	-2.8	-10.8	N/A	N/A	N/A	N/A
o Operating Assistance per Passenger Mile										
1) Absolute Amount	\$0.57	--	\$0.61	\$0.61	\$0.71	\$0.63	N/A	N/A	--	--
2) Percentage Change	--	--	--	0.8	16.0	-10.8	N/A	N/A	--	--
o Percentage Change in										
1) Federal Operating Assistance Funds	-12.9	-11.4	13.0	2.9	14.7	16.9	4.6	4.3	4.6	4.6
2) State Operating Assistance Funds	63.6	8.7	26.2	12.6	-7.0	20.1	4.5	4.5	2.3	3.8
3) Local Operating Assistance Funds	-19.8	42.0	-33.7	15.1	16.1	-5.1	-1.6	4.4	1.4	8.1
Capital Expenditures and Assistance Funds										
o Change in Total Capital Expenditures										
1) Absolute Amount	-\$238,608	\$209,900	-\$135,803	\$24,573	-\$98,170	\$115,000	\$55,000	-\$42,000	\$5,000	-\$109,000
2) Percentage Change	-69.5	200.9	-43.2	13.8	-48.3	--	25.0	-15.3	2.1	-45.8
o Percentage Change in										
1) Federal Capital Assistance Funds	--	200.9	--	22.4	-49.6	--	25.0	-15.3	2.1	-45.8
2) State Capital Assistance Funds	--	--	--	--	--	--	--	--	--	--
3) Local Capital Assistance Funds	-100.0	N/A	N/A	--	--	--	25.0	-15.3	2.1	-45.8

Table F-20 (continued)

Data Element	Actual/Estimated					Projected				
	2004	2005	2006	2007	2008	2009	2010	2011	2012	2013
Total Operating and Capital Assistance Funds										
o Change in Total Assistance										
1) Absolute Amount	379,938	368,433	45,697	239,130	-99,169	704,747	-112,006	71,291	76,967	15,736
2) Percentage Change	25.6	21.8	2.2	11.3	-4.2	31.4	-3.8	2.5	2.6	0.5
o Percentage Change in										
1) Federal Assistance	12.6	36.7	-21.8	8.3	-5.4	32.3	10.0	-1.5	4.0	-8.1
2) State Assistance	54.4	8.7	26.2	12.6	-7.0	20.1	4.5	--	--	--
3) Local Assistance	-19.8	42.0	-22.8	11.0	9.7	72.1	-40.1	1.5	1.5	1.5
Non-Financial Operating Data										
o Change in Revenue Passengers										
1) Absolute Amount	23,425	14,089	212,868	87,003	105,704	109,083	N/A	N/A	N/A	N/A
2) Percentage Change	20.8	10.3	141.6	24.0	23.5	19.6	N/A	N/A	N/A	N/A
o Change in Revenue Vehicle Miles										
1) Absolute Amount	266,014	-209,284	-8,277	317,313	199,562	24,672	N/A	N/A	N/A	N/A
2) Percentage Change	23.1	-14.8	-0.7	26.5	13.2	1.4	N/A	N/A	N/A	N/A
o Change in Revenue Vehicle Hours										
1) Absolute Amount	6,582	-10,832	-4,432	24,781	-4,733	4,434	N/A	N/A	N/A	N/A
2) Percentage Change	12.0	-17.6	-8.7	53.5	-6.7	6.7	N/A	N/A	N/A	N/A
o Change in Buses in Active Fleet										
1) Absolute Amount	--	1	1	1	--	1	N/A	N/A	N/A	N/A
2) Percentage Change	--	25.0	20.0	16.7	--	14.3	N/A	N/A	N/A	N/A
o Change in Total Employees										
1) Absolute Amount	--	--	--	--	1	--	N/A	N/A	N/A	N/A
2) Percentage Change	--	--	--	--	--	--	--	--	--	--

<sup>a</sup> Excluding depreciation.

Note: N/A indicates data was not available at time of publication of the 2009-2012 Transportation Improvement Program for Southeastern Wisconsin and will be provided by transit operator with grant application.

Source: Washington County and SEWRPC.

Table F-21

**PUBLIC TRANSIT OPERATOR REPORT: 2009-2012**

Transit System Name: Waukesha Metro Transit System/Waukesha County Transit System – City of Waukesha and Waukesha County

---

I.	2009 Projected Operating Budget	\$	10,927,675	Total Operating Budget
			1,620,651	Total Federal Operating Assistance
			4,489,218	Total State Operating Assistance
			2,711,051	Total Local Operating Assistance
			2,106,755	Total Farebox and Other Revenue

---

## II. 2009 Projected Operation Characteristics:

Basic Transit System: \$

	<u>Weekdays</u>	<u>Saturdays</u>	<u>Sundays</u>	<u>Holidays</u>
Number of Routes .....	17	11	6	1
Total Route Miles .....	N/A	N/A	N/A	N/A
(both directions)			--	--
Headway Range.....	30-60	30-60	30-60	30
(average)			--	--
Vehicle Hours .....	N/A	N/A	N/A	N/A
(average)			--	--
Vehicles in Service .....	32	11	8	2
Operating Budget .....	\$ N/A	\$ N/A	\$ N/A	\$ N/A
(average)				

---

## III. 2009 Projected Operating Characteristics:

Specialized Service for Elderly and Handicapped: \$ N/A Total Operating Budget

Waukesha Metro Transit (city service):

Operates Routes 1-9 and 15. Service operates 5:30am-9:30pm weekdays, 8:00am-10:05pm Saturdays, and 9:00am-7:05pm Sundays. There is no holiday service. City owns all assets of the system and contracts with a management company (Professional Transit Management, Ltd.) to operate the service. Average daily ridership = 2,900. Base adult cash fare is \$1.75. A fare increase is projected for Fall 2008.

Metrolift paratransit service operates under ADA guidelines. It is directly operated by the transit system during the same hours as fixed route services. Adult fare is \$3.50. Average daily ridership = 95.

Waukesha County TransitRoutes 10 & 79

Routes 10 & 79 are operated by Milwaukee Transport Services, Inc. Base adult cash fare is \$2.00. Additional charges are made for zone fares and freeway flyer premium fares.

Routes 218, 901, 904, 905, & 906:

These routes are operated by Wisconsin Coach Lines, Inc. Adult fares range from \$1.75 to \$3.25.

Paratransit

This route operates within 1 mile of either side of Route 901. It is operated by Transit Express. Adult fares are \$5.50-\$6.50.

-continued-

---

IV. 2009 Projected Implementation of New or Restructured Transit Services:

No new or restructured transit service is projected for 2009.

---

V. 2009 Projected Planning for New or Restructured Transit Services:

A SEWRPC project to update the transit development program is underway.

**Table F-22****PUBLIC TRANSIT OPERATOR CAPITAL PROJECT JUSTIFICATION: FY 2009-2012**Transit System Name: City of Waukesha Metro Transit System and Waukesha County Transit System

TIP Project Number	Fiscal Year (FY)	Description	Justification
457	2009 2010 2011 2012	Capital cost of third party contracting for Waukesha County transit service. (\$520,000) (\$550,000) (\$550,000) (\$550,000)	Funds the depreciation of privately-owned assets under purchase of transit service contracts
459	2009 2010 2011 2012	Enhancement projects for Waukesha County Transit, which may include enhanced access for persons with disabilities or bicyclists and pedestrians, landscaping, public art, or historic preservation. (\$8,000) (\$6,000) (\$6,000) (\$6,000)	FTA requires 1% of 5307 capital grant funding to be used for transit enhancement projects.
485	2009 2010 2011 2012	Capital maintenance for Waukesha Metro Transit. (\$600,000) (\$600,000) (\$600,000) (\$600,000)	This project offsets the operating budget, as eligible maintenance expenses can be “capitalized” with 80% federal funds. This item is repeated each year
815	2010	Automated data processing hardware for the Waukesha Metro Transit System. (\$52,000)	This project replaces AVL computer equipment that has exceeded its useful life, including RNC, routes, switches, WLAN, and radios.
486	2009 2010	Automated data processing software upgrades for Waukesha Metro Transit. (\$12,000) (\$90,000)	The transit system maintains a separate chart of accounts from the City because the transit chart of accounts is mandated by the Federal Transit Administration and the Wisconsin Department of Transportation. The current software was purchased in 2004 and is not adequate for current reporting requirements.

**Table F-22 (continued)**

487	2010 2011 2012	Replacement of 35 foot buses for Waukesha Metro Transit (3 in 2010, 4 in 2011, 3 in 2012). (\$1,134,000) (\$1,568,000) (\$1,218,000)	Replaces Gillig buses manufactured in 1998.
488	2010	Installation of security system at Waukesha Metro Transit operations and maintenance facility. (\$80,000)	Provides security system at Badger Dr. Operations facility.
490	2009	Replacement service vehicle for Waukesha Metro Transit (1 van in 2009). (\$28,000)	Existing service vehicles are beyond their useful life and are in need of replacement.
817	2009	Resurfacing of pavement at the Waukesha Metro Transit operations and maintenance facility. (\$60,000)	The asphalt parking lot where employee autos are parked is crumbling. It has not been resurfaced since 1985.
818	2009	Replace roof at Waukesha Metro Transit Operations and Maintenance Facility. (\$250,000)	The roof on the 22-year old building leaks and is in need of repair.
819	2009	Replace farebox system at Waukesha Metro Transit and add two farebox ticket dispensers at Downtown Transit Center. (\$834,000)	Electronic fareboxes for the transit system were purchased in the mid-1980s. Since that time there have been many technological advances in fare collection including swipe cards and touch cards that prevent fraudulent and counterfeit use of tickets and passes. Since we uncovered a major counterfeit operation to reproduce monthly passes in 2007, we consider this a top priority to ensure that we are receiving as much revenue as possible. Purchase would be for all 31 buses plus one spare unit. Included are 2 ticket dispensing machines for the downtown transit center. These would be automated machines that will sell passes and tickets to customers. The machines would accept credit cards , and dispense tickets and passes that can be used with the new farebox.
491	2010	AVL upgrades: next stop announcement system for Waukesha Metro Transit. (\$100,000)	This project increases the efficiency of the AVL system, enhances statistical accuracy and helps ensure compliance with ADA regulations.

**Table F-22 (continued)**

492	2010 2011	Bus engine and transmission rebuilds for Waukesha Metro Transit: 3 in 2010, 4 in 2011. (\$150,000) (\$200,000)	For 2004 Gillig buses.
493	2009 2010 2011 2012	Tire lease for the Waukesha Metro Transit system. (\$30,000) (\$32,000) (\$32,000) (\$34,000)	The FTA allows for the capitalization of certain leases if it is more economical than a purchase. The transit system leases all of its bus tires.
494	2010	Shop Equipment for Waukesha Metro Transit. (\$6,500)	This project includes replacing an old pressure washer and mounting it on a trailer for easy transportation. The pressure washer is used to clean passenger shelters and other items at the Downtown Transit Center.
495	2009	Surveillance camera system for 5 buses for Waukesha Metro Transit. (\$50,000)	This project will purchase and install cameras in the older Gillig buses increasing safety and security.
822	2009	HVAC upgrades for buildings at Waukesha Metro Transit. (\$40,000)	This project upgrades older HVAC systems, increasing the efficiency of the systems and decreasing energy costs.
496	2009 2010 2011 2012	Enhancement projects for Waukesha Metro Transit which may include enhanced access for persons with disabilities or bicyclists and pedestrians, landscaping, public art, or historic preservation. (\$6,000) (\$6,000) (\$6,000) (\$6,000)	FTA requires 1% of 5307 capital grant funding to be used for transit enhancement projects.
824	2009	Replace Exterior Metal Doors at Badger Drive Facility (\$39,000)	This item will replace 23 year old metal doors that are used primarily for emergency exits. The existing doors are rusting at the base of the doors.

**Table F-22 (continued)**

489	2010	Replace and upgrade downtown transit center camera system. (\$52,000)	New camera needed with advanced features.
497	2009	Replacement of AVL radio network controller. (\$15,000)	Replace a radio network controller that has exceeded its useful life.



Table F-23

**FINANCIAL CAPACITY ANALYSIS BACKGROUND DATA FOR THE CITY OF WAUKESHA TRANSIT SYSTEM: 2004-2013**  
**FINANCIAL CAPACITY ANALYSIS BACKGROUND DATA FOR THE COUNTY OF WAUKESHA TRANSIT SYSTEM: 2004-2013**

Data Element	Actual/Estimated					Projected				
	2004	2005	2006	2007	2008	2009	2010	2011	2012	2013
Operating Expenses <sup>a</sup>	\$8,105,604	\$8,250,283	\$8,389,144	\$8,811,750	\$9,614,606	\$10,927,675	\$11,255,505	\$11,593,170	\$11,940,966	\$12,299,194
Operating Revenues										
o Passenger Revenue	\$1,389,600	\$1,411,509	\$1,601,136	\$1,686,075	\$1,879,480	\$1,954,755	\$2,013,398	\$2,073,800	\$2,136,014	\$2,200,094
o School District Revenue	--	--	--	--	--	--	--	--	--	--
o Other Revenue	\$187,575	\$184,289	\$133,955	\$121,357	\$148,404	\$152,000	\$156,560	\$161,257	\$166,095	\$171,077
Total	\$1,577,175	\$1,595,798	\$1,735,091	\$1,807,432	\$2,027,884	\$2,106,755	\$2,169,958	\$2,235,056	\$2,302,108	\$2,371,171
Operating Assistance	\$6,528,429	\$6,654,486	\$6,654,053	\$7,004,318	\$7,586,722	\$8,820,920	\$9,085,548	\$9,358,114	\$9,638,857	\$9,928,023
Sources of Operating Assistance Funds										
o Federal Funds										
1) FTA Section 5307	\$1,452,276	\$1,445,185	\$1,419,592	\$909,600	\$979,455	\$1,200,000	\$1,200,000	\$1,200,000	\$1,200,000	\$1,200,000
2) FTA Section 3037	--	--	--	--	--	--	--	--	--	--
3) CMAQ	\$162,386	\$131,890	\$84,513	\$29,476	\$185,571	\$420,651	\$433,271	\$446,269	\$459,657	\$473,446
4) Other	--	--	--	--	--	--	--	--	--	--
Subtotal	\$1,614,662	\$1,577,075	\$1,504,105	\$939,076	\$1,165,026	\$1,620,651	\$1,633,271	\$1,646,269	\$1,659,657	\$1,673,446
o State Funds										
1) WisDOT Section 85.20	\$2,964,663	\$2,997,495	\$3,219,107	\$3,843,289	\$3,886,040	\$4,030,897	\$4,187,824	\$4,349,459	\$4,515,942	\$4,687,420
2) WisDOT Section 85.24	--	--	--	--	--	--	--	--	--	--
3) Other	\$372,612	\$370,375	\$407,872	\$423,398	\$435,914	\$458,321	\$472,071	\$486,233	\$500,820	\$515,844
Subtotal	\$3,337,275	\$3,367,870	\$3,626,979	\$4,266,687	\$4,321,954	\$4,489,218	\$4,659,895	\$4,835,692	\$5,016,762	\$5,203,264
o Local Funds										
1) Property Taxes	\$1,572,832	\$1,705,833	\$1,518,438	\$1,793,645	\$2,094,792	\$2,705,851	\$2,787,027	\$2,870,637	\$2,956,756	\$3,045,459
2) Funds from Other Communities	\$3,660	\$3,708	\$4,531	\$4,910	\$4,950	\$5,200	\$5,356	\$5,517	\$5,682	\$5,853
3) Other	--	--	--	--	--	--	--	--	--	--
Subtotal	\$1,576,492	\$1,709,541	\$1,522,969	\$1,798,555	\$2,099,742	\$2,711,051	\$2,792,383	\$2,876,154	\$2,962,439	\$3,051,312
Total	\$6,528,429	\$6,654,486	\$6,654,053	\$7,004,318	\$7,586,722	\$8,820,920	\$9,085,548	\$9,358,114	\$9,638,857	\$9,928,023
Depreciation	\$912,015	\$1,100,598	\$1,104,902	\$1,116,670	\$1,100,000	\$1,100,000	\$1,100,000	\$900,000	\$950,000	\$1,000,000
Capital Project Expenditures										
o Bus Fleet Rehabilitation, Replacement, and Expansion	\$1,930,756	\$213,821	\$150,000	\$1,011,000	\$616,000	--	\$1,269,000	\$1,748,000	\$1,218,000	\$1,680,000
o Bus Facility Renovation, Replacement, and Expansion	\$7,106,638	--	--	--	\$20,000	\$419,000	--	--	--	--
o Fixed Guideway Fleet Rehabilitation and Expansion	--	--	--	--	--	--	--	--	--	--
o Fixed Guideway Facility Construction	--	--	--	--	--	--	--	--	--	--
o Other	\$311,773	\$242,133	\$139,900	\$92,800	\$70,000	\$952,000	\$464,800	\$38,000	\$40,000	\$40,000
Total	\$9,349,167	\$455,954	\$289,900	\$1,103,800	\$706,000	\$1,371,000	\$1,733,800	\$1,786,000	\$1,258,000	\$1,720,000
Sources of Capital Assistance Funds										
o Federal Funds										
1) FTA Section 5307	\$1,018,986	\$323,310	\$231,920	\$74,240	\$72,000	\$284,000	\$371,840	\$30,400	\$32,000	\$32,000
2) FTA Section 5309	\$4,165,659	\$5,869	--	\$808,800	\$492,800	\$812,800	\$1,015,200	\$1,398,400	\$974,400	\$1,344,000
3) FTA Section 3037	--	--	--	--	--	--	--	--	--	--
4) CMAQ	--	--	--	--	--	--	--	--	--	--
5) Other	--	--	--	--	--	--	--	--	--	--
Subtotal	\$5,184,645	\$329,179	\$231,920	\$883,040	\$564,800	\$1,096,800	\$1,387,040	\$1,428,800	\$1,006,400	\$1,376,000
o State Funds	--	--	--	--	--	--	--	--	--	--
o Local Funds										
1) Property Taxes	\$2,357,043	\$126,775	\$57,980	\$33,560	\$37,200	\$274,200	\$119,960	\$43,600	\$8,000	\$8,000
2) Bonding	\$1,807,479	--	--	\$187,200	\$104,000	--	\$226,800	\$313,600	\$243,600	\$336,000
3) Other	--	--	--	--	--	--	--	--	--	--
Subtotal	\$4,164,522	\$126,775	\$57,980	\$220,760	\$141,200	\$274,200	\$346,760	\$357,200	\$251,600	\$344,000
Total	\$9,349,167	\$455,954	\$289,900	\$1,103,800	\$706,000	\$1,371,000	\$1,733,800	\$1,786,000	\$1,258,000	\$1,720,000

Table F-23 (continued)

Data Element	Actual/Estimated					Projected				
	2004	2005	2006	2007	2008	2009	2010	2011	2012	2013
Total Operating Assistance and Capital Project Funds										
o Federal	\$6,799,307	\$1,906,254	\$1,736,025	\$1,822,116	\$1,729,826	\$2,717,451	\$3,020,311	\$3,075,069	\$2,666,057	\$3,049,446
o State	\$3,337,275	\$3,367,870	\$3,626,979	\$4,266,687	\$4,321,954	\$4,489,218	\$4,659,895	\$4,835,692	\$5,016,762	\$5,203,264
o Local	\$5,741,014	\$1,836,316	\$1,580,949	\$2,019,315	\$2,240,942	\$2,985,251	\$3,139,143	\$3,233,354	\$3,214,039	\$3,395,312
Total	\$15,877,596	\$7,110,440	\$6,943,953	\$8,108,118	\$8,292,722	\$10,191,920	\$10,819,348	\$11,144,114	\$10,896,857	\$11,648,023
Non-Financial Operating Data										
o Revenue Passengers - City Service	594,563	604,799	595,122	651,248	700,937	714,956	729,255	743,840	758,717	773,891
o Revenue Passengers - County Service	521,578	543,371	593,371	610,531	604,538	616,629	628,961	641,541	654,371	667,459
o Unlinked Passenger Trips - City Service	745,238	747,388	762,135	800,598	853,687	870,761	888,176	905,939	924,058	942,539
o Unlinked Passenger Trips - County Service	521,578	543,371	593,371	610,531	604,538	616,629	628,961	641,541	654,371	667,459
o Passenger Miles - City Service	2,436,750	2,715,212	2,706,562	2,837,713	3,022,052	3,082,493	3,144,143	3,207,026	3,271,166	3,336,590
o Passenger Miles - County Service	6,805,251	6,668,965	7,210,439	7,325,784	7,254,456	7,399,545	7,547,536	7,698,487	7,852,456	8,009,506
o Revenue Vehicle Miles - City Service	837,885	849,457	877,460	781,527	768,058	783,419	799,088	815,069	831,371	847,998
o Revenue Vehicle Miles - County Service	797,522	790,045	694,111	739,414	716,462	730,791	745,407	760,315	775,522	791,032
o Revenue Vehicle Hours - City Service	64,825	64,584	67,104	61,336	61,198	62,422	63,670	64,944	66,243	67,568
o Revenue Vehicle Hours - County Service	42,386	41,900	36,726	39,611	37,164	37,907	38,665	39,439	40,228	41,032
o Buses Operated in Peak Service - City Service	24	23	22	20	20	20	20	20	20	20
o Buses Operated in Peak Service - County Service	30	25	23	24	24	24	24	24	24	24
o Buses in Active Fleet	33	33	33	35	35	35	35	35	35	35
o Total Employees	69	67	69	64	64	64	64	64	64	64

<sup>a</sup> Excluding depreciation.

Source: City of Waukesha Metro Transit and SEWRPC.

Table F-24

**CHANGE IN BASIC FINANCIAL CAPACITY ANALYSIS INDICATORS FOR THE CITY OF WAUKESHA TRANSIT SYSTEM: 2004-2013**  
**CHANGE IN BASIC FINANCIAL CAPACITY ANALYSIS INDICATORS FOR THE COUNTY OF WAUKESHA TRANSIT SYSTEM: 2004-2013**

Data Element	Actual/Estimated					Projected				
	2004	2005	2006	2007	2008	2009	2010	2011	2012	2013
Operating Expenses <sup>a</sup>										
o Change in Total Operating Expenses										
1) Absolute Amount	-\$148,298	\$144,680	\$138,861	\$422,606	\$802,856	\$1,313,069	\$327,830	\$337,665	\$347,795	\$358,229
2) Percentage Change	-1.8	1.8	1.7	5.0	9.1	13.7	3.0	3.0	3.0	3.0
o Total Cost per Revenue Vehicle Mile										
1) Absolute Amount	\$15.54	\$15.18	\$14.14	\$14.43	\$15.90	\$17.72	\$17.90	\$18.07	\$18.25	\$18.43
2) Percentage Change	3.1	-2.3	-6.9	2.1	10.2	11.4	1.0	1.0	1.0	1.0
o Cost per Revenue Vehicle Hour										
1) Absolute Amount	\$3.33	\$3.04	\$3.10	\$3.11	\$3.18	\$3.55	\$3.58	\$3.61	\$3.65	\$3.69
2) Percentage Change	1.2	-8.8	2.0	0.2	2.5	11.4	1.0	1.0	1.0	1.0
o Cost per Revenue Passenger										
1) Absolute Amount	\$13.63	\$13.64	\$14.10	\$13.53	\$13.72	\$15.28	\$15.43	\$15.59	\$15.74	\$15.89
2) Percentage Change	2.3	0.1	3.3	-4.0	1.4	11.4	1.0	1.0	1.0	1.0
o Cost per Passenger Mile										
1) Absolute Amount	\$10.88	\$11.04	\$11.01	\$11.01	\$11.26	\$12.55	\$12.67	\$12.80	\$12.92	\$13.05
2) Percentage Change	2.3	1.5	-0.3	--	2.3	11.4	1.0	1.0	1.0	1.0
Operating Revenues										
o Percentage Change in										
1) Passenger Revenue	-2.7	1.6	13.4	5.3	11.5	4.0	3.0	3.0	3.0	3.0
2) Total Revenue	1.5	1.2	8.7	4.2	12.2	3.9	3.0	3.0	3.0	3.0
o Average Revenue per Revenue Passenger										
1) Absolute Amount	\$2.65	\$2.64	\$2.92	\$2.78	\$2.89	\$2.95	\$2.98	\$3.00	\$3.03	\$3.06
2) Percentage Change	5.7	-0.4	10.5	-4.8	4.2	1.9	1.0	1.0	1.0	1.0
o Percent of Operating Expenses Recovered from Operating Revenues										
1) Absolute Amount	19.5	19.3	20.7	20.5	21.1	19.3	19.3	19.3	19.3	19.3
2) Percentage Change	3.4	-0.8	6.9	-0.8	2.8	-8.6	--	--	--	--
Operating Assistance Funds										
o Change in Total Operating Assistance										
1) Absolute Amount	-\$172,290	\$126,057	-\$433	\$350,265	\$582,404	\$1,234,198	\$264,628	\$272,566	\$280,743	\$289,166
2) Percentage Change	-2.6	1.9	--	5.3	8.3	16.3	3.0	3.0	3.0	3.0
o Operating Assistance per Revenue Passenger										
1) Absolute Amount	\$10.98	\$11.00	\$11.18	\$10.76	\$10.82	\$12.34	\$12.46	\$12.58	\$12.70	\$12.83
2) Percentage Change	1.5	0.2	1.6	-3.8	0.6	14.0	1.0	1.0	1.0	1.0
o Operating Assistance per Passenger Mile										
1) Absolute Amount	\$8.76	\$8.90	\$8.73	\$8.75	\$8.89	\$10.13	\$10.23	\$10.33	\$10.43	\$10.53
2) Percentage Change	1.5	1.6	-1.9	0.2	1.6	14.0	1.0	1.0	1.0	1.0
o Percentage Change in										
1) Federal Operating Assistance Funds	-0.5	-2.3	-4.6	-37.6	24.1	39.1	0.8	0.8	0.8	0.8
2) State Operating Assistance Funds	0.2	0.9	7.7	17.6	1.3	3.9	3.8	3.8	3.7	3.7
3) Local Operating Assistance Funds	-9.8	8.4	-10.9	18.1	16.7	29.1	3.0	3.0	3.0	3.0
Capital Expenditures and Assistance Funds										
o Change in Total Capital Expenditures										
1) Absolute Amount	\$7,180,113	-\$8,893,213	-\$166,054	\$813,900	-\$397,800	\$665,000	\$362,800	\$52,200	-\$528,000	\$462,000
2) Percentage Change	331.0	-95.1	-36.4	280.8	-36.0	94.2	26.5	3.0	-29.6	36.7
o Percentage Change in										
1) Federal Capital Assistance Funds	198.8	-93.7	-29.5	280.8	-36.0	94.2	26.5	3.0	-29.6	36.7
2) State Capital Assistance Funds	--	--	--	--	--	--	--	--	--	--
3) Local Capital Assistance Funds	860.0	-97.0	-54.3	280.8	-36.0	94.2	26.5	3.0	-29.6	36.7

Table F-24 (continued)

Data Element	Actual/Estimated					Projected				
	2004	2005	2006	2007	2008	2009	2010	2011	2012	2013
Total Operating and Capital Assistance Funds										
o Change in Total Assistance										
1) Absolute Amount	7,007,822	-8,767,156	-166,487	1,164,165	184,604	1,899,198	627,428	324,767	-247,257	751,165
2) Percentage Change	79.0	-55.2	-2.3	16.8	2.3	22.9	6.2	3.0	-2.2	6.9
o Percentage Change in										
1) Federal Assistance	102.4	-72.0	-8.9	5.0	-5.1	57.1	11.1	1.8	-13.3	14.4
2) State Assistance	0.2	0.9	7.7	17.6	1.3	3.9	3.8	3.8	3.7	3.7
3) Local Assistance	163.1	-68.0	-13.9	27.7	11.0	33.2	5.2	3.0	-0.6	5.6
Non-Financial Operating Data										
o Change in Revenue Passengers - City Service										
1) Absolute Amount	-24,548	10,236	-9,677	56,126	49,689	14,019	14,299	14,585	14,877	15,174
2) Percentage Change	-4.0	1.7	-1.6	9.4	7.6	2.0	2.0	2.0	2.0	2.0
o Change in Revenue Passengers - County Service										
1) Absolute Amount	-25,928	21,793	50,000	17,160	-5,993	12,091	12,333	12,579	12,831	13,087
2) Percentage Change	-4.7	4.2	9.2	2.9	-1.0	2.0	2.0	2.0	2.0	2.0
o Change in Revenue Vehicle Miles - City Service										
1) Absolute Amount	-66,108	11,572	28,003	-95,933	-13,469	15,361	15,668	15,982	16,301	16,627
2) Percentage Change	-7.3	1.4	3.3	-10.9	-1.7	2.0	2.0	2.0	2.0	2.0
o Change in Revenue Vehicle Miles - County Service										
1) Absolute Amount	-31,067	-7,477	-95,934	45,303	-22,952	14,329	14,616	14,908	15,206	15,510
2) Percentage Change	-3.7	-0.9	-12.1	6.5	-3.1	2.0	2.0	2.0	2.0	2.0
o Change in Revenue Vehicle Hours - City Service										
1) Absolute Amount	-4,420	-241	2,520	-5,768	-138	1,224	1,248	1,273	1,299	1,325
2) Percentage Change	-6.4	-0.4	3.9	-8.6	-0.2	2.0	2.0	2.0	2.0	2.0
o Change in Revenue Vehicle Hours - County Service										
1) Absolute Amount	-546	-486	-5,174	2,885	-2,447	743	758	773	789	805
2) Percentage Change	-1.3	-1.1	-12.3	7.9	-6.2	2.0	2.0	2.0	2.0	2.0
o Change in Buses in Active Fleet										
1) Absolute Amount	2	--	--	2	--	--	--	--	--	--
2) Percentage Change	6.5	--	--	6.1	--	--	--	--	--	--
o Change in Total Employees										
1) Absolute Amount	-2	-2	2	-5	--	--	--	--	--	--
2) Percentage Change	-2.8	-2.9	3.0	-7.2	--	--	--	--	--	--

<sup>a</sup> Excluding depreciation.

Source: City of Waukesha Metro Transit and SEWRPC.

## Appendix G

### ASSESSMENT OF THE IMPACTS OF THE REGIONAL TRANSPORTATION IMPROVEMENT PROGRAM ON MINORITY AND LOW-INCOME POPULATIONS IN SOUTHEASTERN WISCONSIN

The regional transportation improvement program lists the public transit, transportation systems and demand management, and arterial street and highway projects which each level and unit of government—State, county, and municipal—has programmed for implementation in the years 2009 through 2012.

This section of this report provides an assessment of the location of the proposed regional transportation improvement program projects relative to the minority and low-income populations within Southeastern Wisconsin. Estimates of the magnitude and location of the minority and low-income populations are taken from data available in the decennial U.S. Census of Population. The Commission's definition of the magnitude and location of minority populations is based upon the recent year 2000 census and is shown in Maps G-1 through G-5 and in Tables G-1 and G-2. The magnitude and location of the low-income population within Southeastern Wisconsin is based upon the year 2000 census and is shown on Map G-6 and summarized in Table G-3. The low-income population was defined as families with income below federally-defined poverty levels.

Map G-7 shows the existing public transit system and programmed improvements for the years 2009 to 2012. Comparison of the existing and programmed transit system improvements to the locations of minority and low-income populations indicates that the existing and programmed transit services serve the principal concentrations of minority and low-income populations of southeastern Wisconsin.

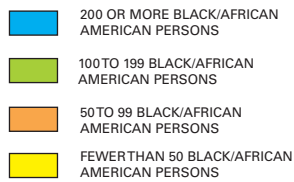
Map G-8 shows the arterial street and highway system preservation, improvement, and expansion projects programmed for the years 2009 through 2012. Comparison of the programmed projects to the locations of minority and low-income populations indicates that there is a balance of programmed highway projects, located within and outside areas of minority and low-income populations. Also, projects which would significantly improve and expand arterial system capacity are not predominately located in areas of minority and low-income populations.

Map G-9 shows the bicycle and pedestrian facility projects programmed for the years 2009 through 2012. Review of the programmed projects indicates that there is a balance of projects located within and outside areas of minority and low-income population.

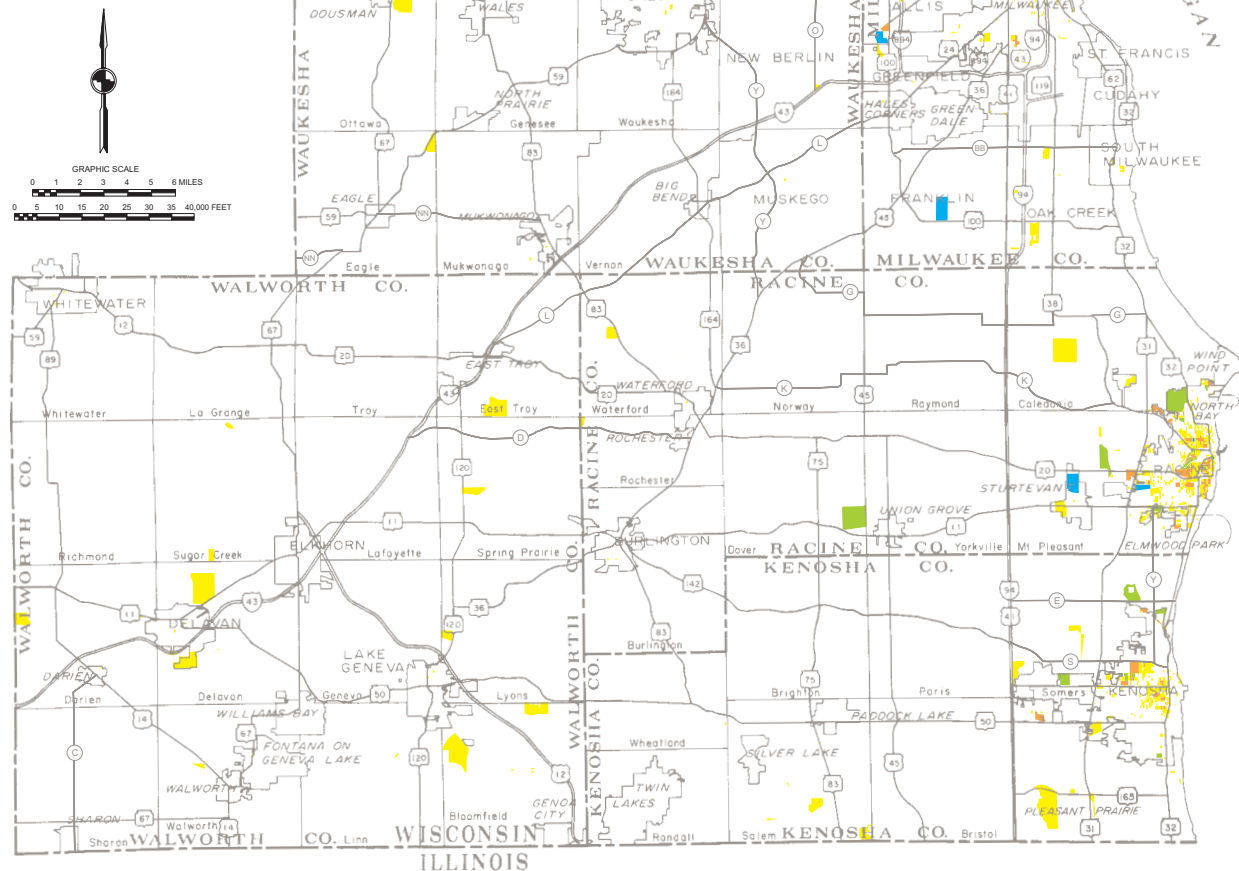
## Map G-1

**CONCENTRATIONS OF  
BLACK/AFRICAN AMERICAN  
PERSONS WITHIN SOUTHEASTERN  
WISCONSIN: 2000**

CENSUS BLOCKS WHEREIN BLACK/AFRICAN  
AMERICAN POPULATION EXCEEDS THE AVERAGE  
REGIONAL PERCENTAGE OF 14.3 PERCENT



NOTE: AREAS IN WHITE ARE COMPRISED OF CENSUS BLOCKS WHEREIN THE BLACK/AFRICAN AMERICAN POPULATION IS LESS THAN OR EQUAL TO THE REGIONAL PERCENTAGE OF 14.3 PERCENT

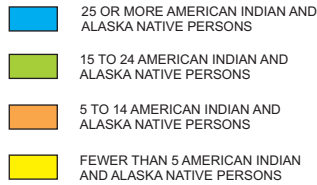


Source: U.S. Bureau of the Census and SEWRPC.

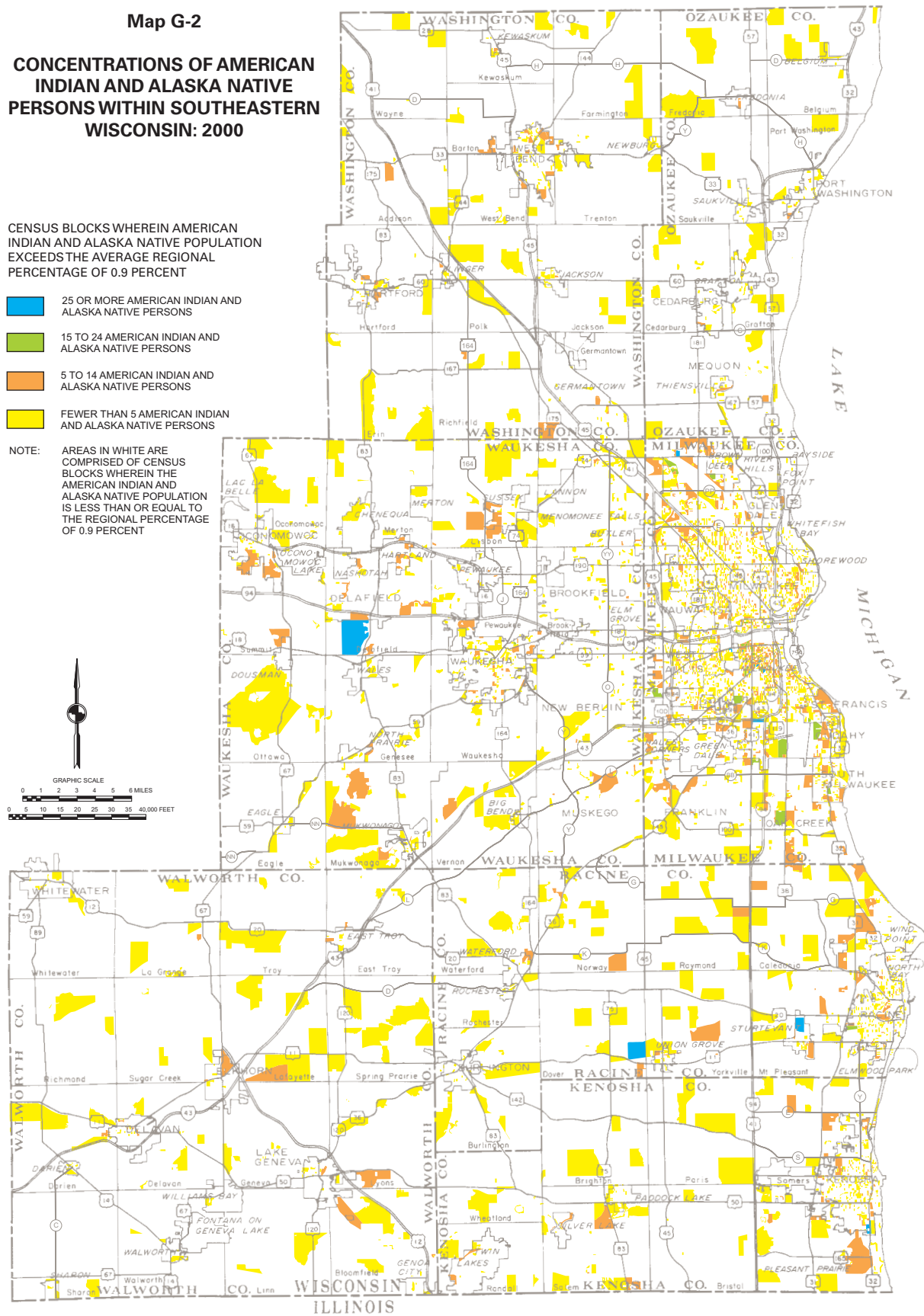
Map G-2

# **CONCENTRATIONS OF AMERICAN INDIAN AND ALASKA NATIVE PERSONS WITHIN SOUTHEASTERN WISCONSIN: 2000**

CENSUS BLOCKS WHEREIN AMERICAN INDIAN AND ALASKA NATIVE POPULATION EXCEEDS THE AVERAGE REGIONAL PERCENTAGE OF 0.9 PERCENT



NOTE: AREAS IN WHITE ARE COMPRISED OF CENSUS BLOCKS WHEREIN THE AMERICAN INDIAN AND ALASKA NATIVE POPULATION IS LESS THAN OR EQUAL TO THE REGIONAL PERCENTAGE OF 0.9 PERCENT



Source: U.S. Bureau of the Census and SEWRPC.



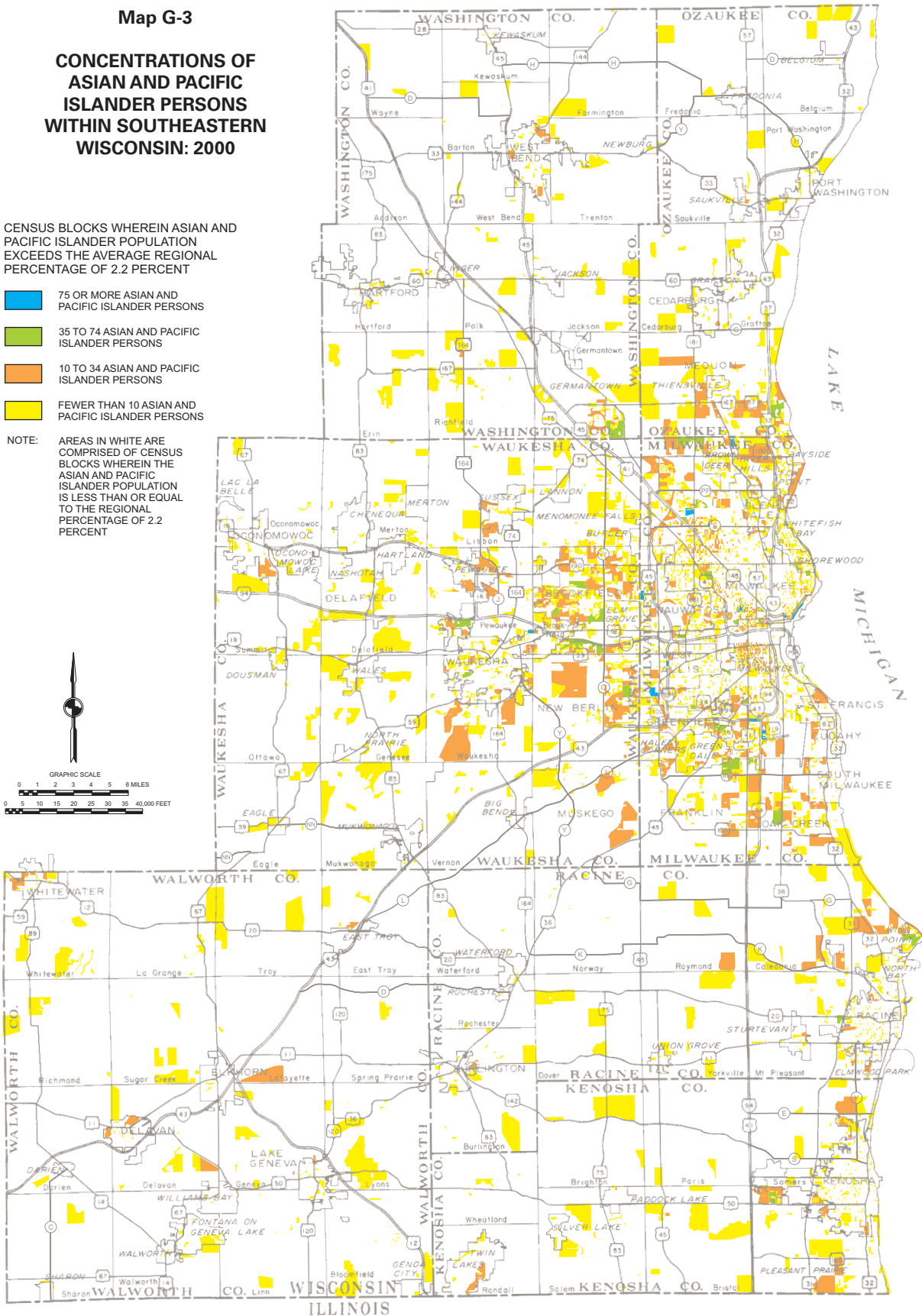
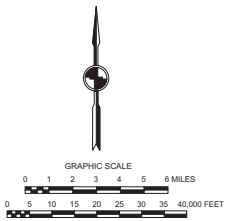
Map G-3

**CONCENTRATIONS OF  
ASIAN AND PACIFIC  
ISLANDER PERSONS  
WITHIN SOUTHEASTERN  
WISCONSIN: 2000**

CENSUS BLOCKS WHEREIN ASIAN AND  
PACIFIC ISLANDER POPULATION  
EXCEEDS THE AVERAGE REGIONAL  
PERCENTAGE OF 2.2 PERCENT

- 75 OR MORE ASIAN AND  
PACIFIC ISLANDER PERSONS
- 35 TO 74 ASIAN AND PACIFIC  
ISLANDER PERSONS
- 10 TO 34 ASIAN AND PACIFIC  
ISLANDER PERSONS
- FEWER THAN 10 ASIAN AND  
PACIFIC ISLANDER PERSONS

NOTE: AREAS IN WHITE ARE  
COMPRISED OF CENSUS  
BLOCKS WHEREIN THE  
ASIAN AND PACIFIC  
ISLANDER POPULATION  
IS LESS THAN OR EQUAL  
TO THE REGIONAL  
PERCENTAGE OF 2.2  
PERCENT

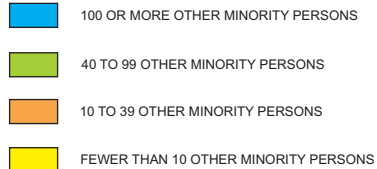


Source: U.S. Bureau of the Census and SEWRPC.

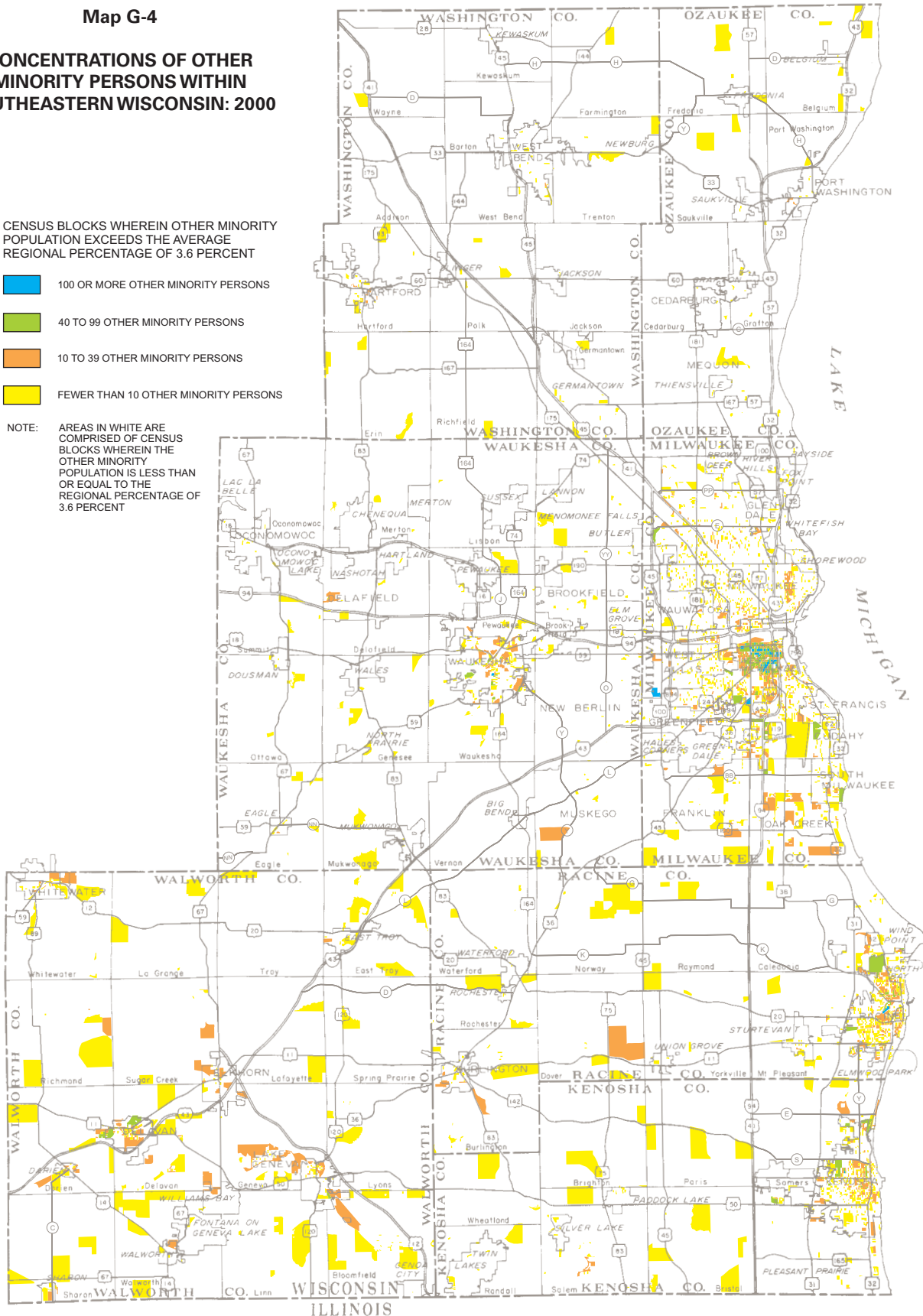


**Map G-4**  
**CONCENTRATIONS OF OTHER**  
**MINORITY PERSONS WITHIN**  
**SOUTHEASTERN WISCONSIN: 2000**

CENSUS BLOCKS WHEREIN OTHER MINORITY  
 POPULATION EXCEEDS THE AVERAGE  
 REGIONAL PERCENTAGE OF 3.6 PERCENT



NOTE: AREAS IN WHITE ARE  
 COMPRISED OF CENSUS  
 BLOCKS WHEREIN THE  
 OTHER MINORITY  
 POPULATION IS LESS THAN  
 OR EQUAL TO THE  
 REGIONAL PERCENTAGE OF  
 3.6 PERCENT



Source: U.S. Bureau of the Census and SEWRPC.

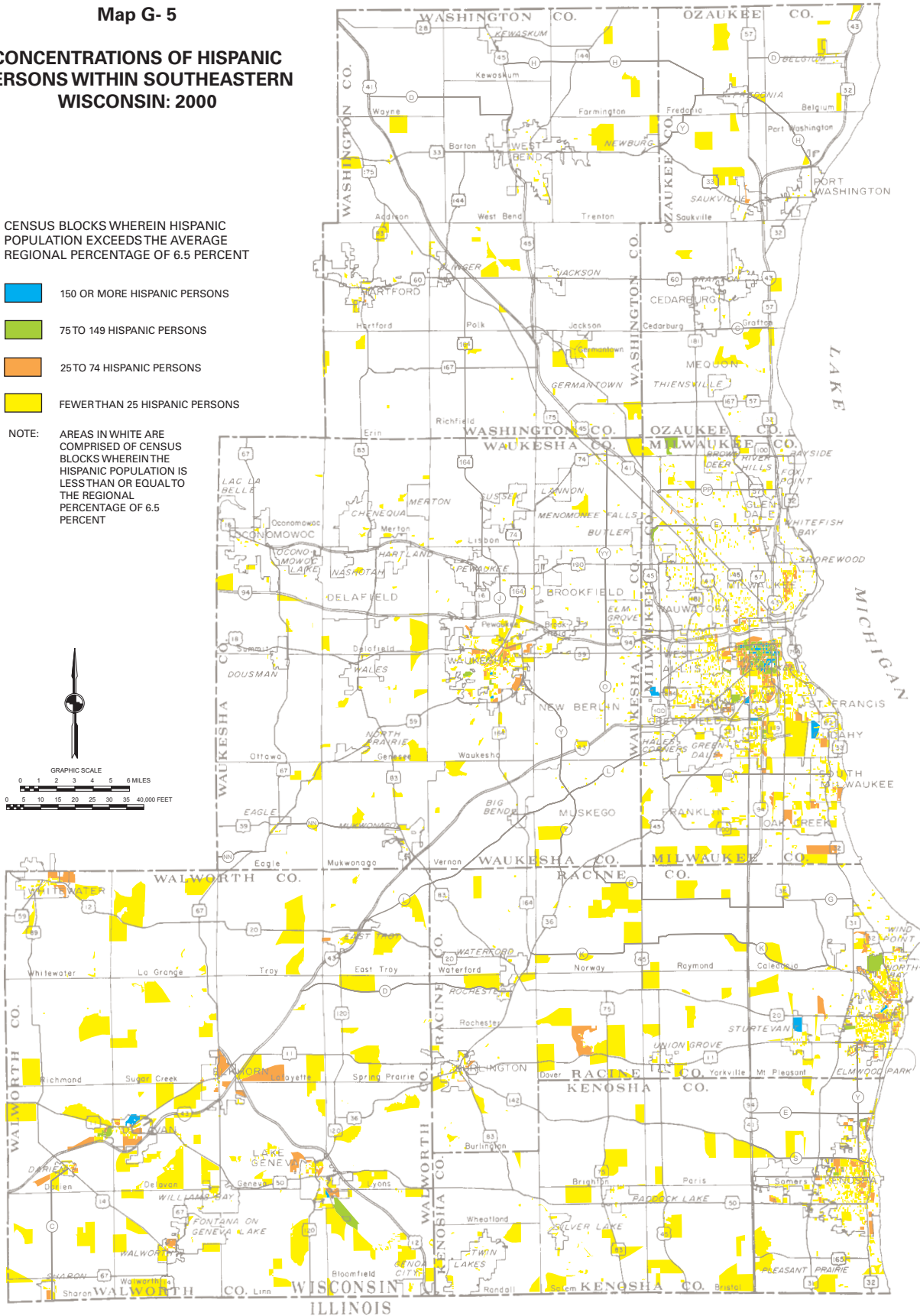
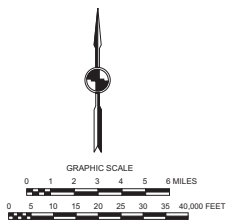
Map G-5

# **CONCENTRATIONS OF HISPANIC PERSONS WITHIN SOUTHEASTERN WISCONSIN: 2000**

CENSUS BLOCKS WHEREIN HISPANIC POPULATION EXCEEDS THE AVERAGE REGIONAL PERCENTAGE OF 6.5 PERCENT

- 150 OR MORE HISPANIC PERSONS
- 75 TO 149 HISPANIC PERSONS
- 25 TO 74 HISPANIC PERSONS
- FEWER THAN 25 HISPANIC PERSONS

NOTE: AREAS IN WHITE ARE COMPRISED OF CENSUS BLOCKS WHEREIN THE HISPANIC POPULATION IS LESS THAN OR EQUAL TO THE REGIONAL PERCENTAGE OF 6.5 PERCENT



Source: U.S. Bureau of the Census and SEWRPC.

Table G-1

## POPULATION BY RACE IN THE REGION BY COUNTY: 2000

County	White		Nonwhite								Total Population
			Black/African American		American Indian and Alaska Native		Asian and Pacific Islander		Other Race		
	Number	Percent of Total	Number	Percent of Total	Number	Percent of Total	Number	Percent of Total	Number	Percent of Total	
Kenosha	134,737	90.1	8,629	5.8	1,314	0.9	1,930	1.3	5,990	4.0	149,577
Milwaukee	633,446	67.4	240,113	25.5	11,907	1.3	28,930	3.1	48,227	5.1	940,164
Ozaukee	80,186	97.4	917	1.1	335	0.4	1,131	1.4	382	0.5	82,317
Racine	159,582	84.5	21,100	11.2	1,448	0.8	1,885	1.0	8,168	4.3	188,831
Walworth	89,584	95.5	983	1.0	495	0.5	859	0.9	2,946	3.1	93,759
Washington	115,491	98.3	641	0.5	587	0.5	938	0.8	659	0.6	117,493
Waukesha	348,496	96.6	3,480	1.0	1,733	0.5	6,497	1.8	4,013	1.1	360,767
Region	1,561,522	80.8	275,863	14.3	17,819	0.9	42,170	2.2	70,385	3.6	1,932,908

NOTE: As part of the 2000 Federal census, individuals could be reported as being of more than one race. The figures on this table indicate the number of persons reported as being of a given race (as indicated by the column heading), including those who were reported as that race exclusively and exclusively and those who were reported as that race and one or more other races. Accordingly, the population figures by race sum to more than the total population for each area.

Source: U.S. Census Bureau and SEWRPC.

Table G-2

## HISPANIC POPULATION IN THE REGION BY COUNTY: 2000

County	Total Population	Hispanic Population	
		Number	Percent of Total Population
Kenosha	149,577	10,757	7.2
Milwaukee	940,164	82,406	8.8
Ozaukee	82,317	1,073	1.3
Racine	188,831	14,990	7.9
Walworth	93,759	6,136	6.5
Washington	117,493	1,529	1.3
Waukesha	360,767	9,503	2.6
Region	1,932,908	126,394	6.5

NOTE: Persons of Hispanic origin may be of any race.

Source: U.S. Census Bureau and SEWRPC.

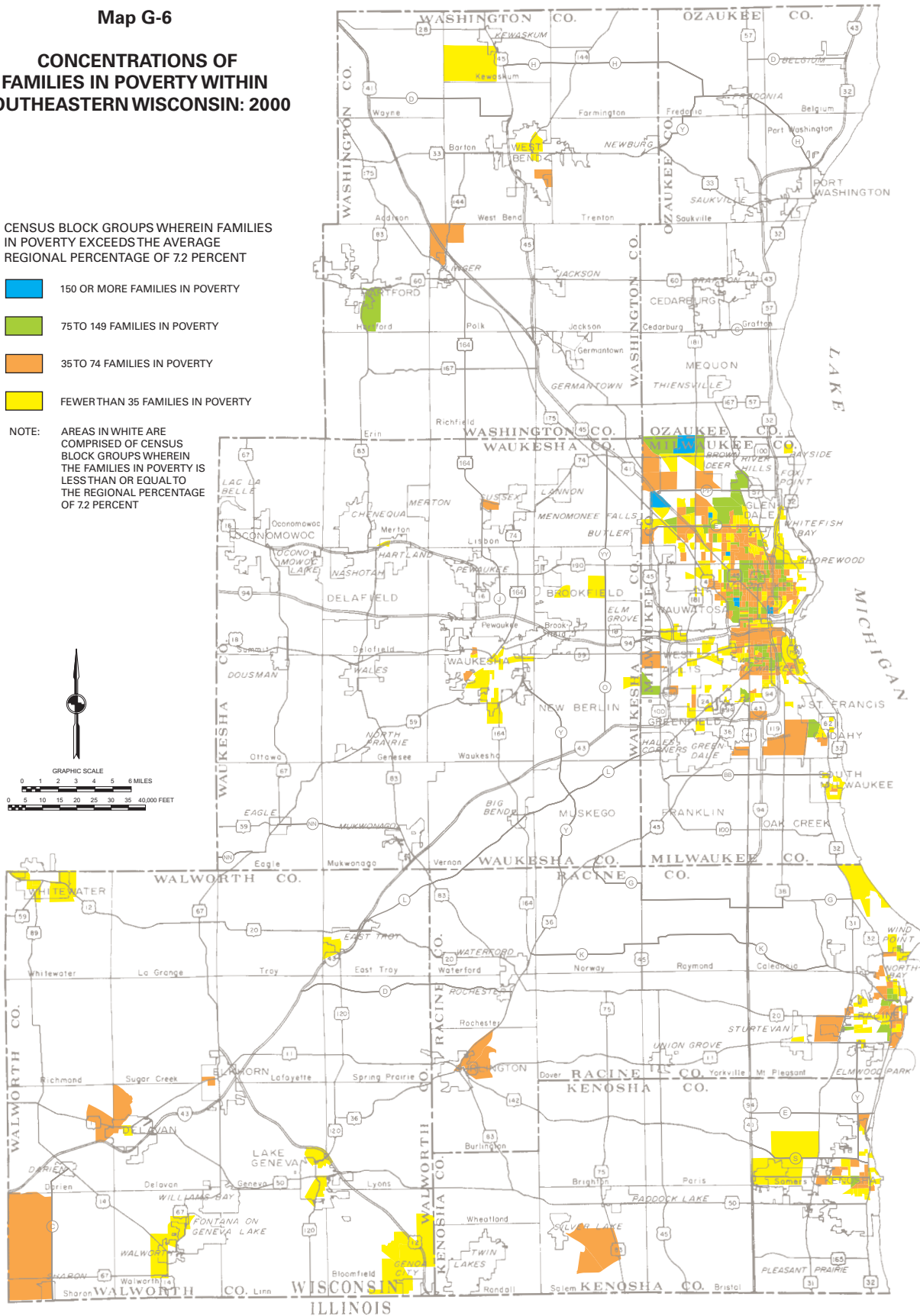
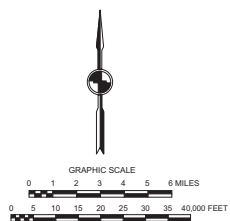
Map G-6

# **CONCENTRATIONS OF FAMILIES IN POVERTY WITHIN SOUTHEASTERN WISCONSIN: 2000**

CENSUS BLOCK GROUPS WHEREIN FAMILIES  
IN POVERTY EXCEEDS THE AVERAGE  
REGIONAL PERCENTAGE OF 7.2 PERCENT

- 150 OR MORE FAMILIES IN POVERTY
- 75 TO 149 FAMILIES IN POVERTY
- 35 TO 74 FAMILIES IN POVERTY
- FEWER THAN 35 FAMILIES IN POVERTY

NOTE: AREAS IN WHITE ARE  
COMPRISED OF CENSUS  
BLOCK GROUPS WHEREIN  
THE FAMILIES IN POVERTY IS  
LESS THAN OR EQUAL TO  
THE REGIONAL PERCENTAGE  
OF 7.2 PERCENT



Source: U.S. Bureau of the Census and SEWRPC.

Table G-3

**FAMILIES WITH INCOME BELOW THE POVERTY  
LEVEL IN THE REGION BY COUNTY: 2000**

County	Total Families	Families With Income Below the Poverty Level	
		Number	Percent of Total Families
Kenosha	38,671	2,094	5.4
Milwaukee	226,685	26,454	11.7
Ozaukee	23,153	391	1.7
Racine	50,052	2,908	5.8
Walworth	23,388	1,078	4.6
Washington	32,953	867	2.6
Waukesha	101,008	1,674	1.7
Region	495,910	35,466	7.2

NOTE: The U.S. Census Bureau uses a set of money income thresholds that vary by family size and composition to determine poverty status. If a family's total income is less than that family's threshold, then that family, and every individual in it, is considered to be below poverty. Poverty is not defined for people in military barracks, institutional group quarters, or for unrelated individuals under age 15, such as foster children.

**POVERTY THRESHOLDS BY SIZE OF FAMILY AND NUMBER OF RELATED  
CHILDREN UNDER 18 YEARS OF AGE FOR PURPOSES OF THE 2000 CENSUS**

Size of family unit	Weighted Average Thresholds	Related Children Under 18 Years								
		None	One	Two	Three	Four	Five	Six	Seven	Eight or more
One person (unrelated individual).....	\$8,501	--	--	--	--	--	--	--	--	--
Under 65 years .....	8,667	\$8,667	--	--	--	--	--	--	--	--
65 years and over.....	7,990	7,990	--	--	--	--	--	--	--	--
Two persons.....	10,869	--	--	--	--	--	--	--	--	--
Householder under 65 years .....	11,214	11,156	\$11,483	--	--	--	--	--	--	--
Householder 65 years and over .....	10,075	10,070	11,440	--	--	--	--	--	--	--
Three persons.....	13,290	13,032	13,410	\$13,423	--	--	--	--	--	--
Four persons.....	17,029	17,184	17,465	16,895	\$16,954	--	--	--	--	--
Five persons .....	20,127	20,723	21,024	20,380	19,882	\$19,578	--	--	--	--
Six persons.....	22,727	23,835	23,930	23,436	22,964	22,261	\$21,845	--	--	--
Seven persons.....	25,912	27,425	27,596	27,006	26,595	25,828	24,934	\$23,953	--	--
Eight persons.....	28,967	30,673	30,944	30,387	29,899	29,206	28,327	27,412	\$27,180	--
Nine persons or more.....	34,417	36,897	37,076	36,583	36,169	35,489	34,554	33,708	33,499	\$32,208

Source: U.S. Census Bureau and SEWRPC.



## EXISTING PUBLIC TRANSIT SERVICE WITHIN THE SOUTHEASTERN WISCONSIN REGION: 2008

### TRANSIT IMPROVEMENT AND EXPANSION PROJECTS PROGRAMMED FOR THE YEARS 2009 THROUGH 2012

#### KENOSHA COUNTY

ENGINEERING AND DESIGN FOR THE EXPANSION OF STREETCAR SERVICE IN THE CITY OF KENOSHA - \$1,200,000

EXPANSION OF ELECTRIC STREETCAR SERVICE IN THE CITY OF KENOSHA - \$22,632,400

RECONSTRUCTION AND EXPANSION OF THE METRA TRAIN STATION PLATFORM IN THE CITY OF KENOSHA - \$30,000

#### MILWAUKEE COUNTY

INTERACTIVE INTERNET RIDESHARE PROJECT WITHIN SOUTHEASTERN WISCONSIN (GCM FFY 1995 ISTEA EARMARK FUNDS) - \$32,000

MARKETING AMTRAK'S HIAWATHA SERVICES FROM MILWAUKEE AND CHICAGO INCLUDING RADIO AND NEWSPAPER ADVERTISEMENTS IN MILWAUKEE AND CHICAGO - PHASE III - \$7,500,000

SHORT RANGE TRANSIT PLANNING AND PROGRAMMING STUDIES FOR THE MILWAUKEE COUNTY TRANSIT SYSTEM - \$780,000

MILWAUKEE DOWNTOWN TRANSIT CONNECTOR LOCALLY PREFERRED ALTERNATIVE: CONTINUED PLANNING; PE IN 2009 - \$3,000,000

SUPPORT OF SOUTHEASTERN WISCONSIN REGIONAL PLANNING COMMISSION TRANSIT PLANNING PROGRAM - \$750,000

IMPLEMENTATION OF A BUS RAPID TRANSIT LINE BY THE MILWAUKEE COUNTY TRANSIT SYSTEM ALONG FOND DU LAC AND NATIONAL AVENUES (12.0 MILES) - \$40,000,000

PURCHASE AND INSTALLATION OF BICYCLE RACKS ON MCTS BUSES - \$650,000

DESIGN AND INSTALLATION OF EXPRESS BUS ROUTE TRAFFIC SIGNAL PRE-EMPTION EQUIPMENT IN THE CITY OF MILWAUKEE - \$150,000

PLANNING, AND PRELIMINARY AND FINAL ENGINEERING OF COMMUTER PASSENGER TRAIN SERVICE IN THE MILWAUKEE-RACINE-KENOSHA CORRIDOR - \$16,152,900

#### OZAUKEE COUNTY

NEW BUILDING FOR VEHICLE STORAGE AND OFFICE FACILITY FOR OZAUKEE COUNTY TRANSIT SERVICES - \$1,500,000

#### RACINE COUNTY

CONSTRUCTION OF A REPLACEMENT MAINTENANCE ADMINISTRATION BUILDING FOR THE CITY OF RACINE TRANSIT SYSTEM - \$3,542,000

#### WASHINGTON COUNTY

CONSTRUCTION OF WASHINGTON COUNTY PARK AND RIDE LOT AT THE INTERCHANGE OF USH 41, USH 45, AND STH 145 IN THE TOWN OF RICHFIELD - \$397,900

#### WAUKESHA COUNTY

CONSTRUCTION OF A WALKWAY FROM THE WAUKESHA METRO TRANSIT CENTER TO THE RIVERWALK IN THE CITY OF WAUKESHA - \$200,000

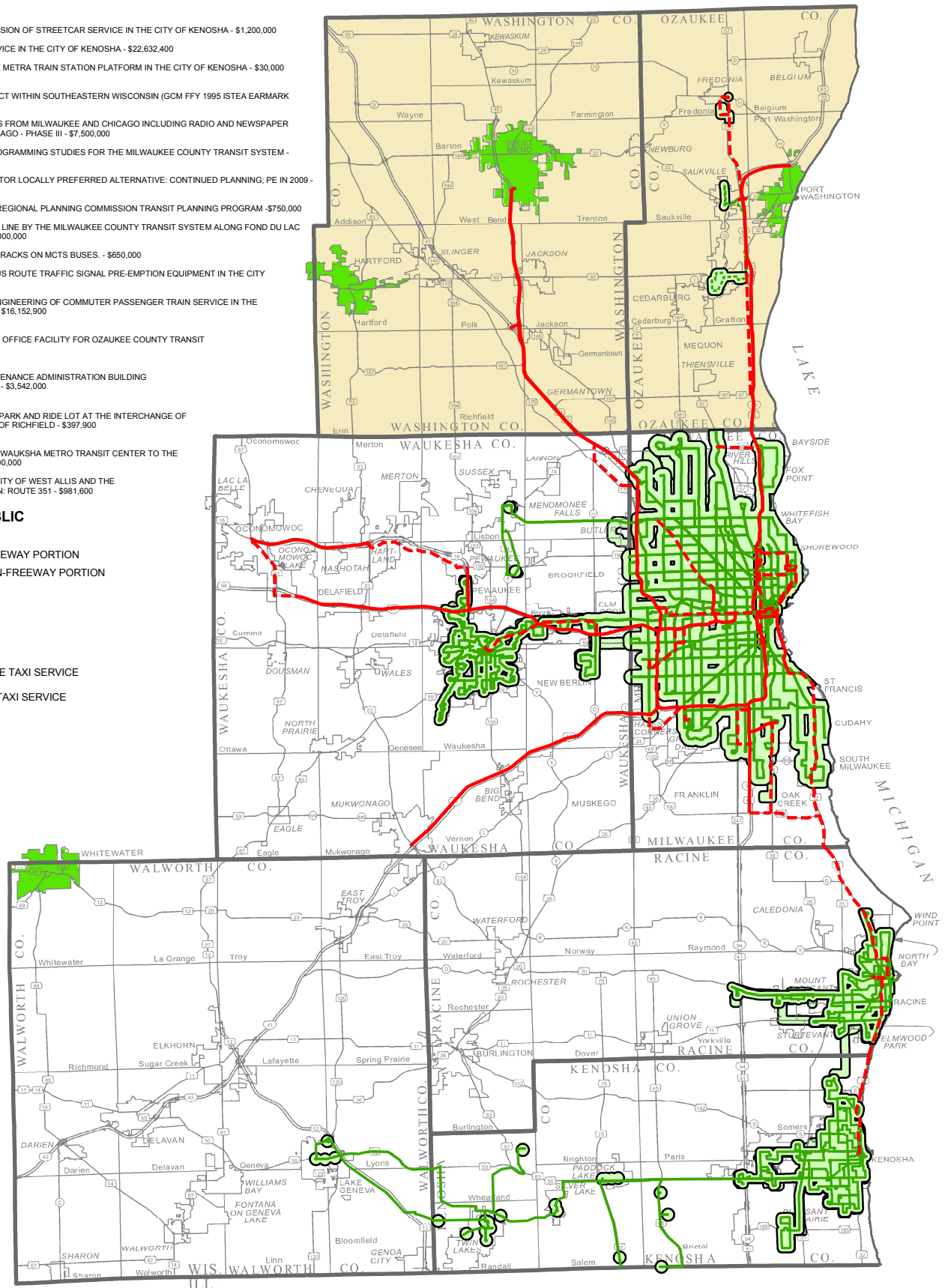
INITIATE TRANSIT SERVICE BETWEEN THE CITY OF WEST ALLIS AND THE WESTRIDGE BUSINESS PARK IN NEW BERLIN: ROUTE 351 - \$981,600

### LOCAL FIXED-ROUTE PUBLIC TRANSIT SERVICE

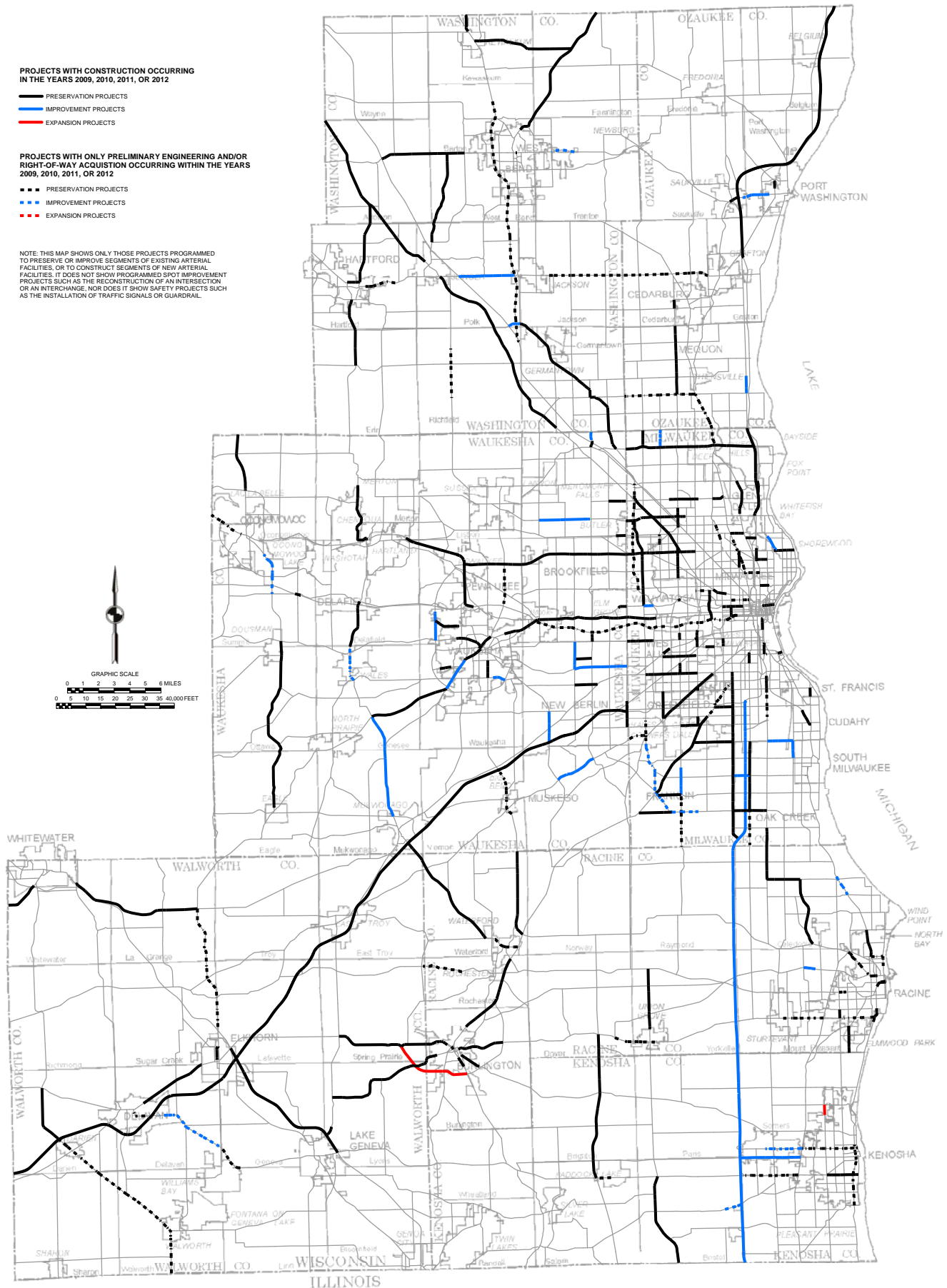
- RAPID BUS ROUTE - FREEWAY PORTION
- - - RAPID BUS ROUTE - NON-FREEWAY PORTION
- LOCAL BUS ROUTE
- TRANSIT SERVICE AREA

### LOCAL DEMAND-RESPONSIVE PUBLIC TRANSIT SERVICE

- MUNICIPAL SHARED-RIDE TAXI SERVICE
- COUNTY SHARED-RIDE TAXI SERVICE



# HIGHWAY PRESERVATION, IMPROVEMENT AND EXPANSION PROJECTS PROGRAMMED FOR THE YEARS 2009 THROUGH 2012



G-12  
Map G-9

**BICYCLE AND PEDESTRIAN PRESERVATION, IMPROVEMENT AND EXPANSION PROJECTS  
PROGRAMMED FOR THE YEARS 2009 THROUGH 2012**

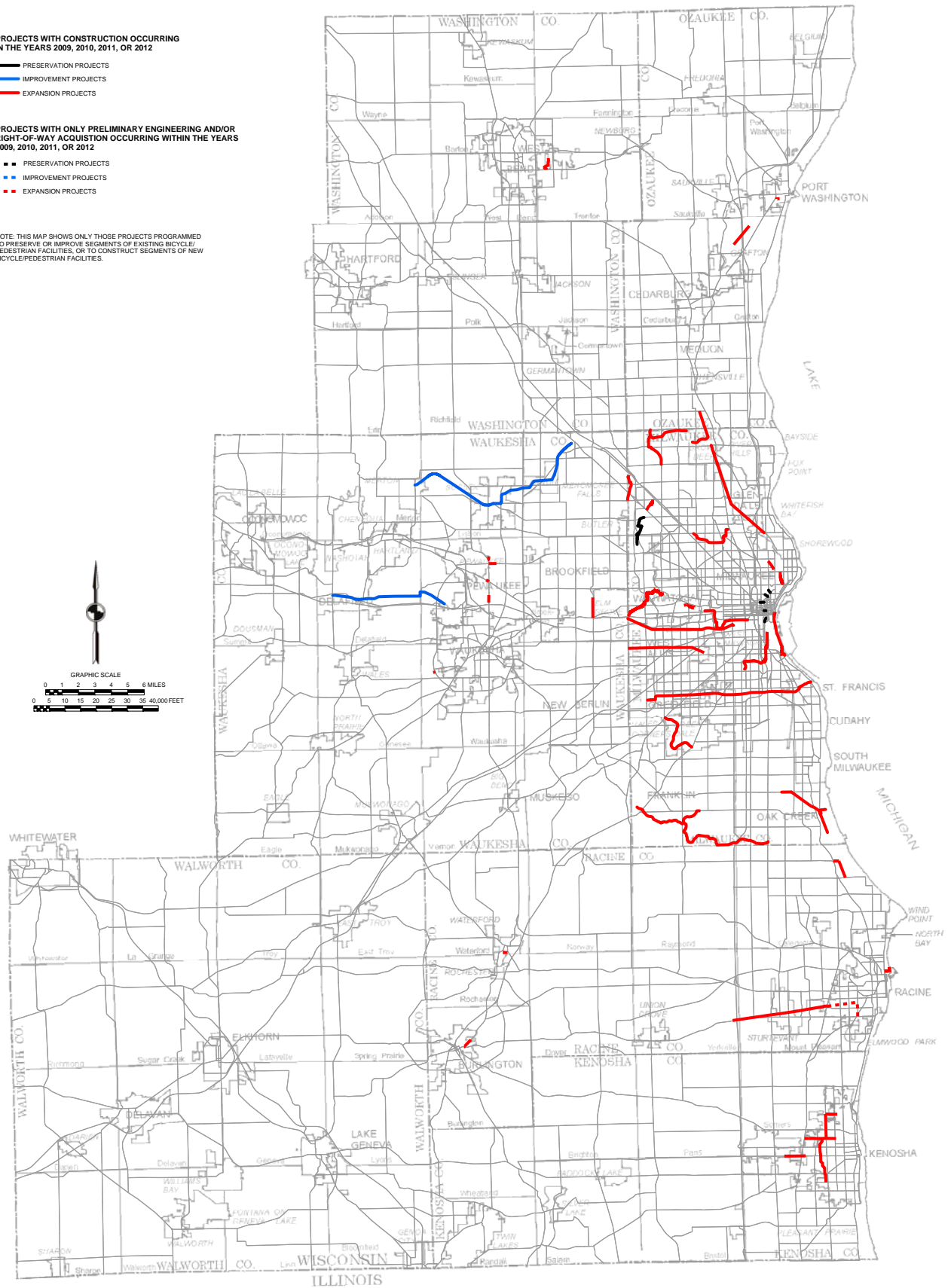
**PROJECTS WITH CONSTRUCTION OCCURRING  
IN THE YEARS 2009, 2010, 2011, OR 2012**

- PRESERVATION PROJECTS
- IMPROVEMENT PROJECTS
- EXPANSION PROJECTS

**PROJECTS WITH ONLY PRELIMINARY ENGINEERING AND/OR  
RIGHT-OF-WAY ACQUISITION OCCURRING WITHIN THE YEARS  
2009, 2010, 2011, OR 2012**

- - - PRESERVATION PROJECTS
- - - IMPROVEMENT PROJECTS
- - - EXPANSION PROJECTS

NOTE: THIS MAP SHOWS ONLY THOSE PROJECTS PROGRAMMED  
TO PRESERVE OR IMPROVE SEGMENTS OF EXISTING BICYCLE/  
PEDESTRIAN FACILITIES, OR TO CONSTRUCT SEGMENTS OF NEW  
BICYCLE/PEDESTRIAN FACILITIES.





## APPENDIX H

### SOUTHEASTERN WISCONSIN REGIONAL PLANNING COMMISSION SUMMARY OF RECORD OF PUBLIC INVOLVEMENT

#### A TRANSPORTATION IMPROVEMENT PROGRAM FOR SOUTHEASTERN WISCONSIN: 2009-2012

#### BACKGROUND AND CONTEXT

This appendix constitutes the formal record of public involvement in the preparation and review of the 2009 through 2012 transportation improvement program (TIP). The TIP was compiled by an interagency staff team drawn from the Wisconsin Department of Transportation, Southeast Region; the Milwaukee County Department of Public Works; the Milwaukee County Transit System; the City of Milwaukee; and the Regional Planning Commission. This staff team contacted all local engineers, planners, and transit operators within the Region in an attempt to include all proposed State and local government transportation projects in the TIP. The TIP is reviewed by the Regional Planning Commission's Advisory Committees for Transportation System Planning and Programming for the Kenosha, Milwaukee, Racine, and Round Lake Beach urbanized areas. These committees are comprised of local elected and appointed officials and agency representatives responsible for transportation system improvement, operation, and maintenance within each urbanized area and also representatives of Federal and State transportation and environmental protection agencies. The TIP is reviewed by the Regional Planning Commission for consistency with the regional transportation system plan.

The public comment period on the draft TIP extended from Friday, February 13, 2009 to March 16, 2009. A public meeting was held on the draft TIP on March 4, 2009, during this comment period. Formal announcement of the public meeting was provided through paid notices appearing in the *Milwaukee Journal-Sentinel* on February 13, 2009, in the *Milwaukee Community Journal* on March 4, 2009 and in *El Conquistador* on February 20, 2009. A copy of these notices is included in Figure H-1 of this appendix.

Also, beginning on Friday, February 13, 2009, copies of the preliminary *Transportation Improvement Program for Southeastern Wisconsin: 2009-2012* were available from the Commission, and were posted on the Commission's website, and were also available for review at the Commission offices during normal business hours of 8:00 a.m. to 4:30 p.m., Monday through Friday. A summary description of the draft TIP, notice of the public meeting on the draft TIP, and opportunity to submit email comments were also available on the Commission's website. Comments on the transportation improvement program could be submitted by fax, electronically via electronic mail, or via the U.S. mail. Persons with special needs were encouraged to contact the Commission offices in advance so that appropriate arrangements to review a copy of the document could be made.

Since the TIP is consistent with, and serves as a stage of implementation of, the regional transportation plan, most of the projects in the TIP receive public involvement and comment as part of the regional transportation planning process. Many projects in the TIP also receive public involvement and comment as part of a local annual or State biennial budget, capital improvement program or program of projects, and preliminary engineering and environmental assessment processes.

No oral comments were made at the public meeting. Figure H-2 provides a summary of, and attendance record for, the public meeting. The Commission staff received two comments. Figure H-3 provides the written comments received on the draft TIP.

## SUMMARY OF COMMENTS

### **Comments in Opposition to the Funding Priorities Identified in the Transportation Improvement Program**

Both comments stated that the TIP should include more funding for public transit projects. One comment noted that in the Milwaukee metropolitan area, African-American and Latino residents are more likely to be dependent on public transit than white residents. One comment notes that the TIP includes few projects for transit expansion of existing public transportation services, despite the substantial increase proposed for public transit in the Commission's year 2035 regional transportation plan, and that despite the planned increase in public transit service, transit service levels have declined.

#### Response:

*The TIP is a list of all transportation projects that State and local governments propose to implement over the next four years with Federal U.S. Department of Transportation funding. Therefore, the TIP is a reflection of the priorities of State and local governments in Southeastern Wisconsin. During the compilation of TIP, each implementing agency submits its projects for inclusion, and they are then reviewed by Commission staff for consistency with the recommendations of the regional transportation plan.*

*By law, the Commission is an advisory regional planning agency, and cannot ensure funding for, or implementation of, any element of the regional transportation plan. The public transit element of the regional transportation plan proposes substantial improvement and expansion of the existing transit system in the Region—approximately a doubling of service—including expansion of the area of the Region served by public transit, days and hours of transit service, frequency of transit service, and speed of transit service. While the regional transportation plan indicates that all elements of the plan are considered to be of equal priority, implementation of each element of the regional plan is dependent upon actions taken by State and local governments, as well as the Federal government. The State Legislature and Governor establish the level of State funding of public transit, and also establish whether regional transit authorities and dedicated local funding of transit are permitted. Local government elected officials establish the level of local funding of public transit, and set the level of transit fares, and attendant improvement and expansion or reduction of transit service. Neither the WisDOT nor the Regional Planning Commission is enabled to transfer State highway project construction funds to fund transit operating or capital costs.*

*Moreover, the expenditures for public transit improvement or preservation reflected in Appendix A-1 and A-2 do represent a substantial proportion (about 25 percent) of all expenditures in the TIP, despite the fact that transit carries only about 2 percent of all trips in the Region*

One of the comments stated that “the TIP failed to increase transit options for the underserved communities” noting that the ARRA requires that priority be given to those projects that are projected to be completed within a 3-year time frame and are located in economically distressed areas.

#### Response:

*Since the early 1990's, the Commission has worked with the Advisory Committee on Transportation System Planning and Programming for the Milwaukee Urbanized Area (Milwaukee TIP Committee)*

*to establish project selection guidelines and to prioritize and select projects to receive federal surface transportation program – Milwaukee urbanized area (STP-M) funding. This committee is comprised of 5 members from the City of Milwaukee, 5 members from Milwaukee County, 5 additional members within Milwaukee County (1 representing the north shore communities, 2 representing the south shore communities, and 2 representing the western suburbs), 1 member representing the Milwaukee Urbanized Area communities within Ozaukee and Washington Counties, and 2 members representing the Milwaukee Urbanized Area communities within Waukesha County. This Committee will be considering the guidelines for the selection of projects, and conducting the selection of projects for the \$38.7 million in FHWA STP-M funds allocated to the Milwaukee urbanized area. This consideration may be expected to include the location of projects relative to economically distressed areas.*

*In addition ARRA also provides \$28.5 million of FTA 5307/5340 formula funds for the Milwaukee Urbanized Area. The Commission has worked with the transit operators and the Milwaukee TIP Committee as well to establish guidelines for the distribution of these funds among the transit operators. The transit operators and the Committee may be expected to consider the location of projects in economically distressed areas as well.*

One of the comments questioned whether Figure 1, titled “Distribution of Expenditures in 2009 of the 2009 through 2012 Transportation Improvement Program by Project Category” accurately represents the expenditures listed in the TIP for highways and transit. The commenter stated that the figure did not include any of the highway expenditures listed in Table A-3, titled “Projects Potentially Utilizing Federal American Recovery and Reinvestment Act of 2009 Funding”, and therefore underestimates the total amount of highway expenditures, and overstates transit expenditures.

Response:

*Figure 1 indicates programmed expenditures by project type and transportation management area (TMA) for the first year of the 2009-2012 transportation improvement program – tables A-1 and A-2 of Appendix A. Figure 1 indicates that for the first year of the TIP, the programmed highway and transit expenditures for both TMA’s account for approximately 67 and 26 percent respectively, of total programmed expenditures for year 2009. In addition, an analysis of the programmed expenditures looking at the remaining three years of the 2009-2012 TIP would indicate similar proportions of highway and transit expenditures. Table A-3 is an incomplete list of potential projects using ARRA FHWA STP-M and FTA 5307/5340 funds. Because it is a list of potential projects, and does not include all potential ARRA funded projects, the programmed expenditures in table A-3 are not included in Figure 1. An analysis of the projects included in table A-3 by project type would indicate that table A-3 reflects a similar proportion of highway projects (69 percent) and transit projects (29 percent) for the year 2009 as the proportions shown in figure 1.*

One comment stated that “The TIP, at page 11, claims that only \$14 million is going to highway expansion, without admitting that it labels adding lane miles and expanding interchanges as highway ‘improvements’ instead of expansion. Notably, this portion of the TIP does not discuss the amount of money going to such highway ‘improvements.’”

Response:

*This statement is, in fact, incorrect. The comment references only a portion of the text. The subsequent sentence in the third bullet on page 11, discusses the amount of highway improvement expenditures in the draft TIP. The entire bullet is included below.*

*“The expenditure of funds for highway expansion is about \$14 million, or about 1.4 percent of total programmed expenditures in the Region. The expenditures for highway improvement are approximately \$227 million, or 22.6 percent of total expenditures, this compares to the \$341 million programmed for expenditures on highway preservation, or about 33.8 percent of total expenditures.”*

*Also, the indication that the TIP does not define “highway improvement” is also incorrect. On page 9 of the draft TIP, second bullet from the top, the TIP defines a highway improvement as, “Projects which significantly increase the capacity of the existing arterial highway system, typically through the addition of lanes.”*

One comment expressed opposition to the additional traffic lanes proposed in the reconstruction of IH-94 from the Illinois state line to the Mitchell Interchange in Milwaukee County.

Response:

*The Wisconsin Department of Transportation has taken this project through preliminary engineering study including an environmental impact statement. The studies conducted by WisDOT, considered several alternatives – rebuild-as-is, rebuild to modern design standards (six-lanes), and rebuild to modern design standards with an additional lane in each direction (eight-lanes). These studies concluded that reconstruction of IH 94 to modern design standards with an additional lane in each direction is recommended to accommodate the forecast future traffic volumes within the study corridor, which is consistent with the recommendations of the year 2035 regional transportation system plan. Reconstruction of this segment of IH 94 will begin this year.*

One comment noted that while the visuals prepared for the public meeting were clear and easy to understand and that the Commission staff was helpful, the written material, while understandable, could be improved to make it more accessible to the public.

Response:

*Commission staff continually works to improve the format and presentation of its materials and reports to make them more accessible to the public. The Commission staff continue to work on the format and presentation of the TIP to improve the accessibility of the information to the public.*

## FIGURE H-1

## NOTICE OF PUBLIC MEETING AND REVIEW PERIOD

**PUBLIC INFORMATIONAL MEETING AND REVIEW PERIOD  
ON SOUTHEASTERN WISCONSIN REGIONAL  
TRANSPORTATION IMPROVEMENT PROGRAM: 2009-2012**

The public is invited to review and submit comments on the draft Transportation Improvement Program for Southeastern Wisconsin: 2009-2012 during the public comment period through March 16, 2009. The Transportation Improvement Program (TIP) is a federally required listing of federally and non-federally funded arterial highway and public transit projects within the seven-county Southeastern Wisconsin Region which have been proposed by the counties, local governments, and the Wisconsin Department of Transportation. The projects are intended for development in calendar years 2009, 2010, 2011 and 2012 and have been reviewed for consistency with the regional transportation plan.

The proposed projects include resurfacing and repair of arterial roads and bridges; construction, equipment acquisition, and operating funds for transit services; bicycle and pedestrian facilities; traffic management systems; construction of new arterial streets; widening of existing arterial streets; and other improvements to the regional transportation system. A companion document to the TIP provides an assessment of the consistency of the TIP and of the Regional Transportation System Plan relative to the State of Wisconsin Air Quality Implementation Plan and is entitled "Assessment of Conformity of the Year 2035 Regional Transportation Plan and the Year 2009-2012 Transportation Improvement Program with Respect to the State of Wisconsin Air Quality Implementation Plan—Six County Southeastern Wisconsin Ozone Nonattainment Area."

Copies of the draft TIP, air quality conformity assessment, and regional transportation plan are available electronically at the Commission's web site—[www.sewrpc.org/tip](http://www.sewrpc.org/tip)—or from the Commission offices. Commission staff are available weekdays between 8:00 a.m. and 4:30 p.m. to meet with the public and to answer any questions concerning the TIP.

Public comments are encouraged and invited. A public informational meeting will be held on March 4, 2009. Staff will be available in an "open house" format from 4:00 p.m. to 6:00 p.m. to individually answer questions and provide information about the TIP. Two formats will be available during the public informational meeting to comment on the draft TIP: 1) oral comment may be given to Commission staff, or 2) written comments may be submitted. The public informational meeting will be held at the following location:

**Milwaukee County Downtown Transit Center  
Harbor Lights Room  
909 E. Michigan Street  
Milwaukee, Wisconsin**

Persons with special needs are asked to contact the Commission offices a minimum of 3 business days in advance so that appropriate arrangements can be made.

Written comments may also be provided following the public informational meeting via the U.S. Postal Service or may be submitted electronically via fax or e-mail, and should be received no later than March 16, 2009. Please submit them to:

**Southeastern Wisconsin Regional Planning Commission  
P.O. Box 1607  
W239 N1812 Rockwood Drive  
Waukesha, Wisconsin 53187-1607  
Phone: 262-547-6721 Fax: 262-547-1103  
E-mail: [TIP@sewrpc.org](mailto:TIP@sewrpc.org)  
Web Site: [www.sewrpc.org/tip](http://www.sewrpc.org/tip)**

The public involvement activities and the length of public review and comment period described in this notice for the draft Transportation Improvement Program for Southeastern Wisconsin: 2009-2012 will satisfy the Federal Transit Administration public involvement requirements for the Program of Projects prepared by local transit operators.

Milwaukee Journal Sentinel  
February 13, 2009

**HAVE INPUT ON PROPOSED TRANSPORTATION  
PROJECTS FOR UPCOMING YEARS...**

**PUBLIC INFORMATIONAL MEETING AND REVIEW PERIOD ON SOUTHEASTERN  
WISCONSIN REGIONAL TRANSPORTATION IMPROVEMENT PROGRAM: 2009-2012**

The draft *Transportation Improvement Program for Southeastern Wisconsin: 2009-2012* (TIP) is now available for review and comment through March 16, 2009. The TIP lists State and local public transit and roadway projects within Kenosha, Milwaukee, Ozaukee, Racine, Walworth, Washington, and Waukesha Counties proposed for the next four years.

Copies of the draft TIP are available electronically at the Regional Planning Commission's web site—[www.sewrpc.org/tip](http://www.sewrpc.org/tip)—or from the Commission offices. Commission staff are available weekdays between 8:00 a.m. and 4:30 p.m. to meet with the public and to answer any questions concerning the TIP. Public comments are encouraged and invited.

A public informational meeting on the draft TIP will be held March 4, 2009. Staff will be available in an "open house" format from 4:00 p.m. to 6:00 p.m. to individually answer questions and provide information. Oral comment may be given to a court reporter during the meeting or written comments may be submitted. The public informational meeting will be held:

**Wednesday, March 4, 4:00 – 6:00 p.m.  
Milwaukee County Downtown Transit Center  
Harbor Lights Room  
909 E. Michigan Street  
Milwaukee, WI**

Persons with special needs are asked to contact the Commission offices (below) a minimum of 3 business days in advance so that appropriate arrangements can be made.

Written comments may also be provided following the public informational meeting via U.S. mail, fax, or e-mail through March 16, 2009. Please contact:

**Southeastern Wisconsin Regional Planning Commission  
P.O. Box 1607  
W239 N1812 Rockwood Drive  
Waukesha, WI 53187-1607  
Phone: 262-547-6721 Fax: 262-547-1103  
E-mail: [TIP@sewrpc.org](mailto:TIP@sewrpc.org)  
Web Site: [www.sewrpc.org/tip](http://www.sewrpc.org/tip)**

Milwaukee Community Journal  
March 4, 2009

**DÉ SU OPINIÓN EN EL PROYECTO DE TRANSPORTACIÓN  
PROPUESTO PARA LOS AÑOS VENIDEROS...**

**REUNIÓN INFORMATIVA PÚBLICA Y REVISIÓN DEL PERIODO DEL PROYECTO DE MEJORAS A  
LA TRANSPORTACIÓN REGIONAL EN EL SUR-ESTE DE WISCONSIN 2009-2012**

El bosquejo Programa de Mejoras de Transportación para Sur-este de Wisconsin 2009-2012 (TIP) está ahora disponible para revisión y comentarios hasta el 16 de marzo de 2009. El TIP ofrece una lista de proyectos de transportación pública a nivel de estado y local dentro de los Condados de Kenosha, Milwaukee Ozaukee, Racine, Walworth, Washington y Waukesha que han sido propuestos para los próximos cuatro años.

Copias del bosquejo de TIP están disponibles electrónicamente en la pagina de Internet de la oficina Regional Planning Comisión-[www.sewrpc.org/tip-o](http://www.sewrpc.org/tip-o) en las oficinas de la comisión. Personal de la comisión están disponibles durante los días de semana entre las 8:00 a.m. y 4:30 p.m. para reunirse con el público y contestar cualquier pregunta en relación a TIP. EL Público es animados e invitados a hacer comentarios.

Una reunión pública informativa en relación al bosquejo de TIP se llevará a cabo el 4 de marzo de 2009. El personal estará disponible en un formato de "casa abierta" desde las 4:00 p.m. hasta las 6:00 p.m. para contestar preguntas individualmente y proveer información. Comentarios orales podrán ser dados a un reportero de corte durante la reunión o se pueden someter comentarios escritos. La Reunión Pública Informativa se llevará a cabo:

**Miércoles, 4 de Marzo 4:00-6:00 p.m.  
Milwaukee County Downtown Transit Center  
Cuarto Harbor Lights  
909 E. Michigan Street  
Milwaukee, WI**

Se le pide a personas con necesidades especiales que se comuniquen con las oficinas de la Comisión (abajo) por avanzado un mínimo de 3 días de trabajo para que se puedan hacer los arreglos apropiados.

Comentarios escritos también pueden ser proveídos después de la reunión informativa por medio del Correo de EEUU, fax o correo electrónico hasta el 16 de marzo. Favor de comunicarse con:

**Southeastern Wisconsin Regional Planning Comisión  
P.O. Box 1607  
W239 N1812 Rockwood Drive  
Waukesha, WI 53187-16007  
Teléfono: 262-547-6721 Fax: 262-547-1103  
Correo electrónico: [TIP@sewrpc.org](mailto:TIP@sewrpc.org)  
Pagina de la Internet: [www.sewrpc.org/tip](http://www.sewrpc.org/tip)**

**HAVE INPUT ON PROPOSED TRANSPORTATION  
PROJECTS FOR UPCOMING YEARS...**

**PUBLIC INFORMATIONAL MEETING AND REVIEW PERIOD ON SOUTHEASTERN  
WISCONSIN REGIONAL TRANSPORTATION IMPROVEMENT PROGRAM: 2009-2012**

The draft *Transportation Improvement Program for Southeastern Wisconsin: 2009-2012* (TIP) is now available for review and comment through March 16, 2009. The TIP lists State and local public transit and roadway projects within Kenosha, Milwaukee, Ozaukee, Racine, Walworth, Washington, and Waukesha Counties proposed for the next four years.

Copies of the draft TIP are available electronically at the Regional Planning Commission's web site--[www.sewrpc.org/tip](http://www.sewrpc.org/tip)—or from the Commission offices. Commission staff are available weekdays between 8:00 a.m. and 4:30 p.m. to meet with the public and to answer any questions concerning the TIP. Public comments are encouraged and invited.

A public informational meeting on the draft TIP will be held March 4, 2009. Staff will be available in an "open house" format from 4:00 p.m. to 6:00 p.m. to individually answer questions and provide information. Oral comment may be given to a court reporter during the meeting or written comments may be submitted. The public informational meeting will be held:

**Wednesday, March 4, 4:00 – 6:00 p.m.  
Milwaukee County Downtown Transit Center  
Harbor Lights Room  
909 E. Michigan Street  
Milwaukee, WI**

Persons with special needs are asked to contact the Commission offices (below) a minimum of 3 business days in advance so that appropriate arrangements can be made.

Written comments may also be provided following the public informational meeting via U.S. mail, fax, or e-mail through March 16, 2009. Please contact:

**Southeastern Wisconsin Regional Planning Commission  
P.O. Box 1607  
W239 N1812 Rockwood Drive  
Waukesha, WI 53187-1607  
Phone: 262-547-6721 Fax: 262-547-1103  
E-mail: [TIP@sewrpc.org](mailto:TIP@sewrpc.org)  
Web Site: [www.sewrpc.org/tip](http://www.sewrpc.org/tip)**

Figure H-2

SUMMARY AND ATTENDANCE RECORD, PUBLIC MEETING  
WEDNESDAY, MARCH 4, 2009

TRANSPORTATION IMPROVEMENT PROGRAM  
FOR SOUTHEASTERN WISCONSIN: 2009-2012

4:00-6:00 p.m.  
Milwaukee Downtown Transit Center  
Harbor Lights Room  
909 E. Michigan Street  
Milwaukee, Wisconsin

The public meeting began at 4:00 p.m. and ended at 6:00 p.m. The meeting was held in an open house format, displaying information regarding and relevant to the *Transportation Improvement Program for Southeastern Wisconsin: 2009-2012*. Staff from the Southeastern Wisconsin Regional Planning Commission was available to discuss the transportation improvement program (TIP) and to answer questions from the public.

None of the four attendees made an oral comment on the draft TIP.

ATTENDANCE RECORD

SEWRPC Staff

Christopher T. Hiebert  
Ryan W. Hoel  
Gary K. Korb  
Xylia N. Rueda

Chief Transportation Engineer  
Principal Engineer  
Regional Planning Educator  
Research Analyst

Attendees

Marty Wall  
Gary Metz  
Lloyd Grant  
Trina Grieshaber

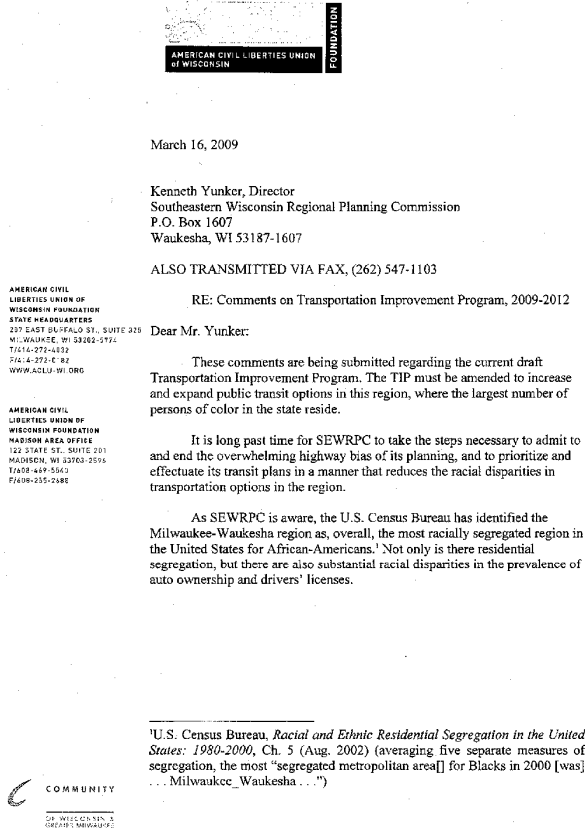
Citizen, Milwaukee County  
Citizen, Milwaukee County  
Citizen, Milwaukee County  
Citizen, Milwaukee County



Figure H-3

## WRITTEN COMMENTS RECEIVED FROM PRIVATE CITIZENS

## TRANSPORTATION IMPROVEMENT PROGRAM FOR SOUTHEASTERN WISCONSIN: 2009-2012



- For example, 60% of African-American adults in the city of Milwaukee live in households with no vehicles, compared to 14% of adult whites in the city of Milwaukee.<sup>2</sup>
- Fewer than half of African-American and Hispanic adults in Milwaukee County have valid drivers' licenses, compared to 73% of white Milwaukee County adults.<sup>3</sup>

Consequently, African-American and Latino residents of southeastern Wisconsin benefit far less than non-Hispanic white persons from highway expansion and major road improvements, while being far more burdened by reductions in transit service and fare increases.

Although the TIP inexplicably fails to include this data or discuss its significant racially discriminatory effects, SEWRPC's 2035 Regional Transportation Plan explicitly stated that there was a need for significantly increased transit to help ameliorate these racial disparities.<sup>4</sup> The 2035 Plan also was explicit that transit improvements were to be given "equal priority" with other improvements.<sup>5</sup> Further, SEWRPC acknowledged that even during economic downturns it is necessary that "progress in plan implementation, particularly with respect to public transit, continues, and is not eroded through service reductions."<sup>6</sup>

The reality, however, is that over the past years - including years since the 2035 Regional Transportation Plan was adopted - there has not been progress in transit plan implementation; instead, there has been both an erosion of transit service and fare increases.<sup>7</sup> The loss of transit has operated to the disproportionate detriment of communities of color and low-income

<sup>1</sup>Pawarsat, John, *The Driver License Status of the Voting Age Population in Wisconsin*, (University of Wisconsin-Milwaukee Employment and Training Institute, June 2005), at p. 16.

<sup>2</sup>*Id.*, pp. 1-2, 22.

<sup>3</sup>"The public transit recommendations of the regional transportation plan would, in particular, serve minority and low-income populations within Southeastern Wisconsin." SEWRPC *Planning Report No. 49, A Regional Transportation System Plan for Southeastern Wisconsin: 2035*, p. 576. Transit recommendations include "increas[ing] average weekday revenue vehicle miles of the Region's transit systems by almost 75% between 2001 and 2035 . . ." *Id.*, at p. 300, Table 108.

<sup>4</sup>*Id.*

<sup>5</sup>*Id.*, at p. 366.

<sup>6</sup>Between 2001 and 2007 there was a loss of more than 18% of route miles in Milwaukee, Washington and Waukesha counties combined, resulting in a significant reduction in access to employers for transit-dependent persons. Rast, Joel: *Out of Service: The Impact of Transit Cuts on Access to Jobs in Metropolitan Milwaukee* (UWM-Center for Economic Development, Oct. 2008). See also, *Milwaukee County's Transit Crisis: How did we get here and what do we do now?* (Public Policy Forum, May 2008).

communities. Even though SEWRPC asserted in the 2035 Plan that transit had to move forward at the same pace as highway development, transit improvements have fallen even farther behind.

Despite these disparities, and despite SEWRPC's frequent prior statements regarding the need for transit improvements, the TIP fails to provide for new or restructured transit service in 2009.<sup>8</sup> Further, very little of the overall TIP for any year is dedicated to transit expansion, and almost none to transit expansion that directly benefits low income communities and communities of color.<sup>9</sup>

Moreover, the TIP also misrepresents the amount of money going to highways and grossly overstates the percentage of funds going to transit, obscuring the even greater disparities between transit and highways that will result from its adoption. Figure 1<sup>10</sup> purports to show that only about \$227 million is going to highway "improvements," a category that includes adding lanes and expanding interchanges on existing highways.<sup>11</sup> However, buried in the TIP are cost estimates that, when added together, show that the amount of money planned to be spent on "HI" (highway improvement) for 2009 alone is more than \$346 million - NOT the \$227 million SEWRPC touts in Figure 1 and upon which its claims that transit will receive more than one-third of 2009 expenditures are based.<sup>12</sup> In addition, by showing the distribution of only the 2009 expenditures - which includes more than half the projected transit expansion costs for the entire four-year period - the TIP hides the fact that transit expenditures will constitute a significantly

<sup>8</sup>See, TIP, pp. 183, 190, 203, 211, 218 (no expansion of transit service in Milwaukee, Racine or Waukesha Counties; study - but no actual transit expansion - in Washington County; expansion in Kenosha County not currently planned).

<sup>9</sup>The vast majority of funds for transit expansion are to develop high speed rail between Milwaukee and Madison. TIP, p. 68. While this certainly may be a worthy project, including it does not address or resolve the day to day transit needs of urban low income and minority communities, and thus does not reduce the racial disparities in transit access. In contrast, the 2035 Plan recommended transit improvements for the purposes of, among others, "Connecting and serving the medium and high density areas of the urban centers and communities of the Region, and the Region's major employment and activity centers;" and "Providing accessibility to the Region to, and meeting the travel needs of, those in the Region dependent on public transit, including those unable to use an automobile, and those not having an automobile available to them." 2035 Plan at p. 275. Few, if any, of the TIP improvements achieve these goals, or provide the recommended local, rapid or express transit expansions contained in the 2035 Plan at pp. 275-281.

<sup>10</sup>TIP, p. 9.

<sup>11</sup>The TIP, at p. 11, claims that only \$14 million is going to highway expansion, without admitting that it labels adding lane miles and expanding interchanges as highway "improvements" instead of expansion. Notably, this portion of the TIP does not discuss the amount of money going to such highway "improvements."

<sup>12</sup>See Tables A-1 to A-3, at pp. 15 - 116 (Items listed as "HI" under "Type").

smaller percentage of improvements than SEWRPC asserts.

The failure of the TIP to increase transit options for underserved communities is of even greater concern given the language of the American Recovery and Reinvestment Act (ARRA or stimulus bill).<sup>13</sup> Two sections of the law states that stimulus funds - including surface transportation funds, not just Federal Transit Administration funds - can be used for transit development.

First, the stimulus bill appropriated funds for highway infrastructure investment that, in order to reduce substantial racial disparities and comply with the 2035 Plan transit commitments, can and should be used for transit improvements.<sup>14</sup>

Moreover, the ARRA specifically states that in selecting projects to be supported with these highway infrastructure funds, "priority shall be given to projects that are projected for completion within a 3-year time frame, and are located in economically distressed areas as defined by section 301 of the Public Works and Economic Development Act of 1965, as amended (42 U.S.C. § 3161). . . ." Because the funds can be used for transit, and because federal law prioritizes projects in economically distressed areas, SEWRPC should prioritize transit development and necessary road repairs in economically distressed areas with these funds. At the same time, projects - especially highway improvements and expansions - that are not in economically distressed areas should be given far lower priority.

<sup>13</sup>The TIP, at pp. 174-5, states it lacked information to address the effects of the stimulus bill, but nevertheless proposes projects that could be funded by the stimulus. The TIP should be redone to comply with the legal requirements and priorities set forth in the ARRA.

<sup>14</sup>Id., Federal Highway Administration, Highway Infrastructure Investment (appropriating amounts for activities eligible under 23 U.S.C. § 133 and 23 U.S.C. § 601(a)(8)).

23 U.S.C. § 133(b) explicitly states that surface transportation funds can be used for public transportation projects, such as "(2) Capital costs for transit projects eligible for assistance under chapter 53 of title 49, including vehicles and facilities, whether publicly or privately owned, that are used to provide intercity passenger service by bus. (3) Carpool projects, fringe and corridor parking facilities and programs, bicycle transportation and pedestrian walkways in accordance with section 217, and the modification of public sidewalks to comply with the Americans with Disabilities Act . . . (5) Highway and transit research and development and technology transfer programs. . ."

Similarly, 23 U.S.C. § 601(a)(8) defines "project" as including: "(A) any surface transportation project eligible for Federal assistance under this title or chapter 53 of title 49; . . . (C) a project for intercity passenger bus or rail facilities and vehicles . . ."

<sup>15</sup>ARRA, TITLE XII - Transportation and Housing and Urban Development, and Related Agencies, Department of Transportation, Federal Highway Administration, Highway Infrastructure Investment (emphasis added).



The ARRA also allocates money for surface transportation discretionary grants, which can be used for projects including:

public transportation projects eligible under chapter 53 of title 49, United States Code ... [and] passenger ... rail transportation projects ...<sup>14</sup>

Transit development also should be facilitated because "the Federal share of the costs for which an expenditure is made under this [surface transportation program discretionary grant] heading may be up to 100 percent." *Id.*

The U.S. Department of Transportation has made it clear that environmental justice requires utilization of "measures to avoid, minimize and/or mitigate disproportionately high and adverse environmental and public health effects and interrelated social and economic effects, and providing offsetting benefits and opportunities to enhance communities, neighborhoods, and individuals affected by DOT programs, policies and activities ...".<sup>15</sup> Ensuring that increased transit opportunities are in fact provided to underserved communities is the type of offsetting benefit that existing plans have proposed to achieve environmental justice and that SEWRPC has itself is necessary. The time has come for SEWRPC to act upon these requirements.

Submitted by:

  
Katyn L. Rotker  
Senior Staff Attorney

<sup>14</sup>*Id.*, Office of the Secretary, Supplemental Discretionary Grants for a National Surface Transportation System.

<sup>15</sup>U.S. Department of Transportation (DOT), *Order To Address Environmental Justice in Minority Populations and Low Income Populations*, 62 Fed. Reg. 18377 (4/15/07) at 18380 (emphasis added).

From: Trina Grieshaber  
Posted at: Monday, March 16, 2009 10:12 PM  
To: tip@sewrpc.org  
Subject: TIP comments

Although there were quite a few details relating to bicycle and pedestrian traffic and to public transportation infrastructure and development, it still felt like there was more emphasis on highway expansion and maintenance than would be ideal for a society preparing to wind down oil use as the oil supply becomes more and more expensive to reach.

I do not believe that widening I-94 anywhere will suit the long-term needs of Wisconsin. Widening roads may decrease traffic volume in the short run, but in the long run it just leads to an increase in traffic volume. Furthermore, widening I-94 on the north-south stretch would be redundant to building up the KRM rail line.

I do appreciate the nods I saw towards nudging development to stay within metro areas. As President Obama recently stated, "The days where we're just building sprawl forever, those days are over. I think that Republicans, Democrats, everybody recognizes that that's not a smart way to design communities."

Thank you for putting together the posters for the public meeting; the visuals were illustrative of the plans and clear to understand. The staff on hand were also quite helpful.

For the written project, however, I would suggest hiring a technical communicator for design and editing work in the future. The text as written works, but the information could be presented in a far more accessible and usable format.

Thank you,  
Trina Grieshaber